

---

# *mc*-BEiT: Multi-choice Discretization for Image BERT Pre-training

---

Xiaotong Li<sup>1</sup>, Yixiao Ge<sup>2</sup>, Kun Yi<sup>2</sup>, Zixuan Hu<sup>1</sup>, Ying Shan<sup>2</sup>, Ling-Yu Duan<sup>1,3\*</sup>

<sup>1</sup>Peking University, Beijing, China <sup>2</sup>ARC Lab, Tencent PCG

<sup>3</sup>Peng Cheng Laboratory, Shenzhen, China

lixiaotong@stu.pku.edu.cn, {hzxuan, lingyu}@pku.edu.cn,

{yixiaoge, yingsshan, kunyi}@tencent.com

## Abstract

Image BERT pre-training with masked image modeling (MIM) becomes a popular practice to cope with self-supervised representation learning. A seminal work, BEiT [1], casts MIM as a classification task with a visual vocabulary, tokenizing the continuous visual signals into discrete vision tokens using a pre-learned dVAE [2]. Despite a feasible solution, the improper discretization hinders further improvements of image pre-training. Since image discretization has no ground-truth answers, we believe that the masked patch should not be assigned with a unique token id even if a better “tokenizer” can be obtained [3]. In this work, we introduce an improved BERT-style image pre-training method, namely *mc*-BEiT, which performs MIM proxy tasks towards eased and refined multi-choice training objectives. Specifically, the multi-choice supervision for the masked image patches is formed by the soft probability vectors of the discrete token ids, which are predicted by the off-the-shelf image “tokenizer” and further refined by high-level inter-patch perceptions resorting to the observation that similar patches should share their choices. Extensive experiments on classification, segmentation, and detection tasks demonstrate the superiority of our method, *e.g.*, the pre-trained ViT-B achieves 84.1% top-1 fine-tuning accuracy on ImageNet-1K classification, 51.2% mIOU on ADE20K semantic segmentation, 51.2% AP<sup>b</sup> and 44.3% AP<sup>m</sup> of object detection and instance segmentation on COCO, outperforming the competitive counterparts.

## 1 Introduction

Self-supervised pre-training [1, 4, 5, 6, 7, 8] is attracting emerging attention due to its effectiveness and flexibility in exploiting large-scale uncurated data, which demonstrates its superiority to supervised pre-training in a wide range of downstream applications, such as classification, detection, and segmentation, *etc.* Recently, the introduction of vision Transformers [9, 10, 11] brings about a new revolution to self-supervised learning [1, 7, 4].

Inspired by the great success of BERT [12] in natural language processing (NLP) tasks, masked image modeling (MIM) has been introduced for visual pre-training as a new pretext task. It is not trivial, because one key barrier lies in that the visual signal is continuous and cannot be properly classified as is done in masked language modeling (MLM) of BERT. A pioneer work, BEiT [1], tackles the challenge by “tokenizing” continuous visual signals into discrete vision tokens resorting to a pre-learned codebook [2], which plays the role of a pre-defined vocabulary in MLM. The pre-training objective is to predict the vision token id of the masked image patch based on its context and semantics.

---

\*Corresponding Author.

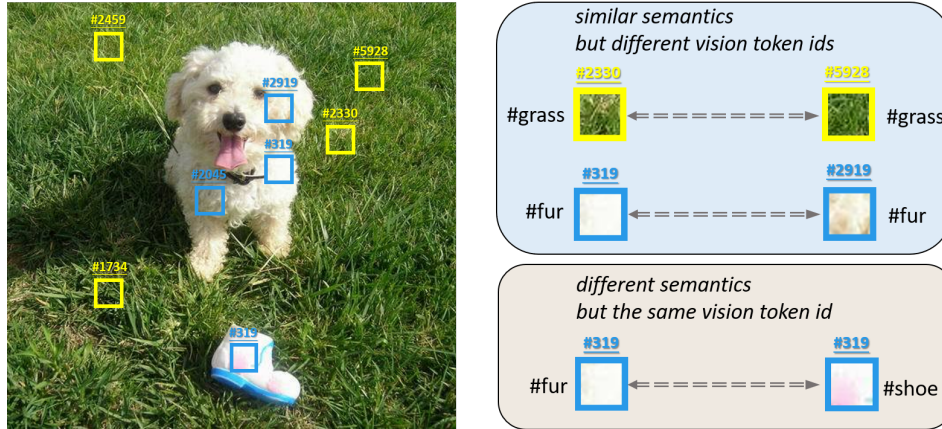


Figure 1: The improper token ids for image discretization, where a better tokenizer [13] is used here. We observe that semantically-similar patches might be allocated with different token ids while patches with different semantics might be allocated with the same token id, indicating that the hard-label classification with unique token ids in BEiT [1] may hinder the pre-training performance.

Despite the impressive performances of BEiT on image pre-training, there remain some questions under-developed. (1) *Does the masked patch prediction have ground-truth answers?* Unlike the linguistic vocabulary which is naturally composed of discrete words, the image tokenizer is relatively subjective, *i.e.*, there is no perfect answer to visual discretization and the tokenizer carries inevitable label noise even a better tokenizer is obtained in [13]. For example, as shown in Fig. 1, patches of the dog and the shoe are discretized into the same vision token (#319) due to their similar pixel-level representations. (2) *Should the masked patch be assigned a unique token id given a pre-learned tokenizer?* Not really. As illustrated in Fig. 1, semantically-similar patches of the grass are discretized into different vision tokens, *i.e.*, they are classified into distinct and unique ids in BEiT pre-training, neglecting their semantic relations.

Given the observation of the above two issues, we argue that performing MIM with a strict mapping between patch predictions and unique token ids in the form of a hard-label classification loss in BEiT limits the visual context capturing and the pre-training performance. To tackle the challenge, we introduce to effectively boost BERT-style image pre-training with eased and refined masked prediction targets, that is, *multi-choice vision token ids*. Rather than retraining the tokenizer with perceptual regularizations [14, 8], we efficiently inject the semantic relations into off-the-shelf vision tokens without any extra computational overhead.

Specifically, to enable multi-choice answers for masked patches, we adopt the soft id probability vectors, rather than the hard predicted id over a pre-learned codebook, as the supervision signals for masked image modeling. Although the off-the-shelf image tokenizer [13] can capture some local semantics with the training objectives of both pixel-level and perceptually-aware regularizations, it is proven to be still vulnerable to various low-level changes (see Fig. 1). Therefore, we introduce to refine the predicted soft id probabilities by inter-patch semantic similarities, which are estimated by the vision Transformers being trained. Under the observation that patches with similar high-level visual perceptions ought to share their predictions, we propagate the soft id probabilities of different patches in an image based on their semantic similarities and form ensembled learning targets for masked image patches (see Fig. 2). The final training objective is formulated as a soft-label cross-entropy loss.

To fully evaluate our novel, flexible and effective method, we pre-train the vision Transformers with various scales on the widely-acknowledged ImageNet-1K [15] dataset and fine-tune the pre-trained models on multiple downstream tasks, including image classification, instance/semantic segmentation, and object detection. The empirical results show that our method impressively outperforms supervised pre-training as well as recent self-supervised learning methods [7, 4, 1, 8]. Concretely, we achieve 84.1% top-1 accuracy on ImageNet-1K classification with a ViT-B model, outperforming the state-of-the-art iBOT [8] by +0.3% with 800 fewer epochs. Regarding the transfer learning ability on different downstream tasks, our pre-trained ViT-B model achieves 51.2% mIOU on downstream ADE20K [16]

semantic segmentation, 51.2% AP<sup>b</sup> and 44.3% AP<sup>m</sup> of object detection and instance segmentation on COCO [17], outperforming all existing methods.

## 2 Related Works

Self-supervised learning (SSL) has gained great popularity benefiting from its capability of exploiting the tremendous amounts of unlabeled data, which leverages input data itself as supervision. Substantial works [18, 5, 1, 12, 19, 4] have shown that the pre-training can be beneficial for downstream tasks and enable faster training convergence, which shows its impressive potentials on various machine learning tasks, especially in the fields of natural language processing and computer vision.

### 2.1 BERT pre-training with masked language modeling

Self-supervised learning has been studied in NLP for decades. Masked language modeling (MLM) is firstly widely acknowledged because of BERT [12]. BERT encourages bidirectional textual context understanding and adopts the masked language modeling approach for pre-training, which randomly masks 15% tokens and predicts the missing words as the target. After that, various MLM variants are proposed, *e.g.*, GPT [19], XLM [20], and RoBERTa [21], *etc.* These MLM works achieve huge success and show impressive performances on various downstream tasks, which greatly advance the development of language pre-training.

### 2.2 Self-supervised visual pre-training

In the past few years, various pretext tasks are designed for self-supervised visual pre-training. For example, earlier pretext-based works adopt the pseudo labels based on the attributes of images to learn the representation, such as image colorization [22], jigsaw puzzle [23], and rotation prediction [24], *etc.* Besides these approaches, there are two mainstream paradigms, *i.e.*, contrastive learning and masked image modeling approaches, which will be further analyzed in the following subsection.

**Contrastive learning:** Contrastive learning is an instance-level discriminative approach and has occupied a dominant position in visual pre-training. Contrastive learning methods, such as SimCLR [5, 6], MoCo [18, 7], and Swav [25], *etc.*, typically rely on data augmentation to create the counterparts of the images and aim at learning such an embedding space, where similar sample pairs are close to each other while dissimilar ones are far apart. Swav [25] proposes a cluster-based contrastive learning method to enforce consistency between cluster assignments under different augmentations. BYOL [26] abandons the negative samples and avoids the collapse with an additional online network. MoCov3 [7] extends the contrastive learning framework for transformers and further promotes the development of self-supervised vision Transformers.

**Masked Image Modeling:** Motivated by the great success of BERT, masked image modeling (MIM) [1, 8, 27] becomes a new trend in self-supervised visual pre-training, which randomly masks parts of images and reconstructs them based on the corrupted image. ViT [9] attempts to adopt masked patch prediction for self-supervised learning. BEiT [1] predicts the discrete tokens of masked token resorting to an off-the-shelf discrete VAE. Instead of discretizing the visual information, MAE [27] and SimMIM [28] propose to directly predict the pixel-level value as the reconstruction target. MaskFeat [29] further exploits different supervision signals such as HOG feature to be the objective. iBOT [8] performs masked prediction and adopts the teacher network as an online tokenizer to provide the supervision. PeCo [14] further provides the evidence that the perceptually-aware tokenizer will provide better pre-training performance for the masked image modeling.

## 3 Preliminaries

### 3.1 Image BERT Pre-training with Masked Image Modeling

The paradigm of mask-and-then-predict is first introduced in BERT pre-training [12] of NLP tasks to encourage bidirectional context understanding of the textual signals. Recent works [1, 8] reproduce the success of BERT by employing the proxy task of masked image modeling (MIM) on image pre-training of vision Transformers [9, 10, 11]. MIM requires randomly masking a proportion of the image patches and then training the vision Transformer to recover the corrupted image via reasoning

among the visual context. The pretext task of MIM enables a more fine-grained understanding of the local visual semantics compared to the contrastive counterparts [5, 18]. Vision Transformers pre-trained with MIM objectives can be well transferred to a wide range of downstream tasks, *i.e.*, classification, segmentation, and detection, after fine-tuning.

### 3.2 Masked Image Modeling as Single-choice Classification

Introducing the mask-and-then-predict paradigm into image pre-training is actually non-trivial, because the visual signals are continuous and cannot be predicted resorting to a well-defined vocabulary. A pioneering work, BEiT [1], tackles the challenge by casting masked patch prediction as a single-choice classification problem via discretizing the image into vision tokens with an off-the-shelf “tokenizer”. The “tokenizer” can be a discrete auto-encoder [2, 13] pre-learned towards the reconstruction objective.

Formally, given a raw image  $x \in \mathbb{R}^{C \times H \times W}$ , it is initially divided into  $N$  patches  $\{x_i\}_{i=1}^N$  and then mapped into compact patch embeddings. We denote the corrupted image as  $\hat{x}$ , which is formed by masking part of the patches in  $x$ , and we denote the set of masked patch indices as  $\mathcal{M}$ . We encode the image patch features  $f(\hat{x}) \in \mathbb{R}^{N \times D}$  with high-level perceptions by feeding  $\hat{x}$  into the vision Transformer. The patch features are further projected to the probabilities of the vision token ids using an MLP head which will be dropped for downstream tasks. We denote the probability vectors as  $q(f(\hat{x})) \in \mathbb{R}^{N \times V}$  where  $V$  is the length of the visual vocabulary defined by the pre-learned image “tokenizer”.

To receive the answers for the masked image modeling, we discrete the raw image  $x$  into vision tokens  $\{z_i\}_{i=1}^N$  using the image “tokenizer”, where  $z_i \in \mathbb{R}^V$ . The assigned token id with the maximal probability in  $z_i$  is termed as  $y_i$ . The pre-training objective is formulated as a hard-label cross-entropy loss to encourage masked patch prediction with unique token ids as follow,

$$\mathcal{L}_{\text{mim}}(x) = \mathbb{E}_{i \in \mathcal{M}} [-\log q(y_i | f(\hat{x}_i))]. \quad (1)$$

## 4 mc-BEiT

BEiT provides inspiring insights of casting masked image modeling (MIM) as a classification problem to bridge the gap between discrete words in NLP tasks and continuous visual signals in computer vision tasks. However, as there are no perfect answers for visual discretization, performing a strict mapping between patch predictions and unique token ids as a single-choice classification problem is actually a sub-optimal solution for MIM pre-training. As illustrated in Fig. 1, there may exist multiple appropriate token ids for a certain patch, motivating us to boost the BEiT pre-training with multi-choice classification.

### 4.1 Masked Image Modeling as Multi-choice Classification

We introduce an improved BERT-style image pre-training with eased and refined masked prediction targets, *i.e.*, multi-choice vision token ids, rather than a unique answer. All possible token ids in the visual vocabulary will be assigned possibilities to be chosen. To this end, we soften the training objective from the original hard-label cross-entropy loss to a soft-label cross-entropy loss with the multi-choice targets  $\hat{z} \in \mathbb{R}^{N \times V}$  as follow,

$$\mathcal{L}_{\text{mc-mim}}(x) = \mathbb{E}_{i \in \mathcal{M}} \left[ -\sum_{k=1}^V \hat{z}_{i,k} \log q(f(\hat{x}_i))_k \right], \quad (2)$$

where  $\sum_{k=1}^V \hat{z}_{i,k} = 1, \forall i$  and  $q(f(\hat{x}_i)) \in \mathbb{R}^V$ . We will go over how to produce such refined multi-choice answers for MIM pre-training in the following section.

### 4.2 Multi-choice Visual Discretization

To produce multi-choice discretization without extra training stages or computational overhead, we attempt to exploit the predictions from the off-the-shelf image tokenizer. Given the discretization predictions  $z \in \mathbb{R}^{N \times V}$  from the image tokenizer, we estimate the soft probabilities  $p(z) \in \mathbb{R}^{N \times V}$  rather than using the unique predicted token id as done in the single-choice version. Specifically, the

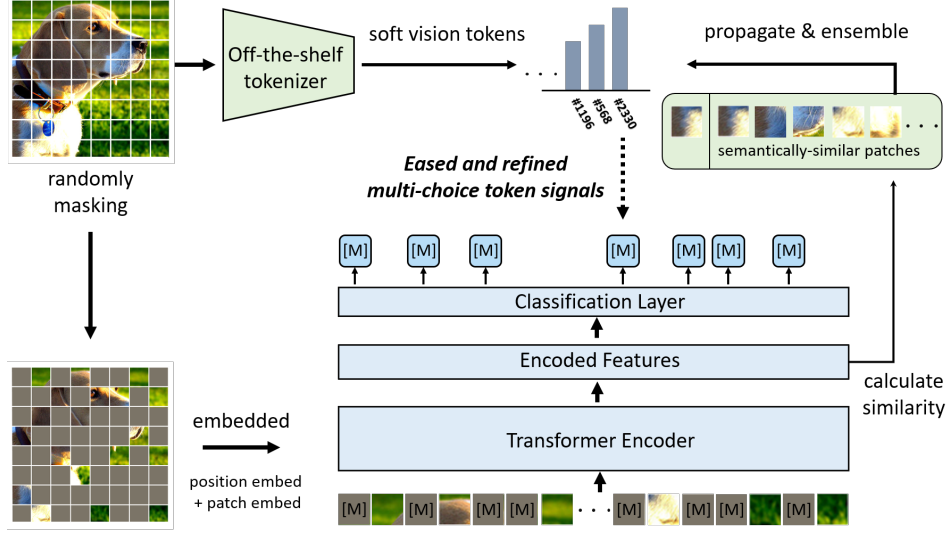


Figure 2: The overview of the proposed method, *mc*-BEiT. We improve image BERT pre-training with multi-choice training objectives, which is composed of the soft probability vectors predicted by the off-the-shelf image “tokenizer” and further refined by high-level inter-patch perceptions. A proportion of image patches are randomly masked and then fed into the vision Transformer. The masked patch prediction is optimized towards eased and refined multi-choice token ids in the form of a soft-label cross-entropy loss.

soft probability vector is obtained using a softmax operation, where a temperature coefficient  $\tau$  is used to move between the sharpness (single-choice) and smoothness (multi-choice),

$$p(z_i)_k = \frac{\exp(z_{i,k}/\tau)}{\sum_{j=1}^V \exp(z_{i,j}/\tau)}. \quad (3)$$

As discussed in the introduction section and illustrated in Fig 1, semantically-similar patches may be allocated with discrepant token ids and semantically-dissimilar patches may be allocated with the same token id due to their low-level similarities, indicating that the raw predictions from the off-the-shelf tokenizer are sub-optimal to fully represent the semantic relations among patches. The phenomenon motivates us to refine the predictions of the tokenizer with inter-patch relations. The inter-patch relations can be estimated with their high-level perceptions, which are encoded by the in-training vision Transformer. Specifically, we calculate the cosine similarity between patch features to measure their affinities,

$$W(\hat{x}_i)_k = \frac{\exp\langle f(\hat{x}_i), f(\hat{x}_k) \rangle}{\sum_{j=1}^N \exp\langle f(\hat{x}_i), f(\hat{x}_j) \rangle}, \quad (4)$$

where  $W(\hat{x}) \in \mathbb{R}^{N \times N}$  and  $\langle \cdot, \cdot \rangle$  indicates the inner product between two feature vectors after  $\ell_2$  normalization. Based on the observation that perceptually-similar patches ought to share their choices, we propagate the soft probabilities  $p$  of different patches in an image  $x$  to form a refined target  $W(\hat{x})p(z) \in \mathbb{R}^{N \times V}$ . In this way, patches with similar high-level perceptions can provide complementary supervision signals for the masked patches.

The overall objective of multi-choice image discretization is composed of the weighted sum of the aforementioned parts, where the semantic equilibrium coefficient  $\omega$  is introduced to move between low-level semantics (directly predicted by the tokenizer) and high-level semantics (ensembled from the perceptually-similar patches). The former one adopts the eased supervision directly predicted from the tokenizer, while the latter one injects high-level perceptions by propagating among other semantically-similar patches, together forming the refined multi-choice targets  $\hat{z} \in \mathbb{R}^{N \times V}$  as follow:

$$\hat{z} = \omega p(z) + (1 - \omega)W(\hat{x})p(z), \quad (5)$$

which is further used as the objectives for masked patch predictions in Eq. (2).

## 5 Experiments

### 5.1 Pre-Training Setup

In our experiments, the images of  $224 \times 224$  resolution are divided into  $14 \times 14$  image sequences with  $16 \times 16$  patch size. We use different architectures such as ViT-Base/16 and ViT-Large/16 for pre-training and the backbone implementation follows [9] for fair comparisons. For the BERT-style visual pre-training, we randomly mask 75% patches for masked image modeling. Inspired by PeCo [14], we employ the off-the-shelf VQGAN of [13] as a better tokenizer, which is pre-trained on OpenImages [30] with the vocabulary size of 8192. In our experiments, the semantic equilibrium coefficient  $\omega$  is 0.8 and the temperature coefficient  $\tau$  is 4.0 by default. The vision Transformers are pre-trained for 800 epochs on the widely-acknowledged ImageNet-1K [15] dataset, which includes 1.28 million images. Note that the ground-truth labels are disabled for pre-training. We use 16 Nvidia A100 GPUs for pre-training and a batch size of 128 per GPU. We adopt simple image augmentation for pre-training, including random resized cropping and horizontal flipping. The detailed recipe of pre-training and finetuning is summarized in the supplementary materials.

Table 1: The top-1 fine-tuning accuracy of ImageNet-1K using ViT-B and ViT-Large with different pre-training methods.

Method	Reference	Pre-train Epoch	Acc (%)
<i>Supervised Pre-training (training from scratch):</i>			
ViT-B/16 [9]	ICLR 2021	-	77.9
ViT-L/16 [9]	ICLR 2021	-	76.5
DeiT-B/16 [10]	ICML 2021	-	81.8
<i>Self-supervised Pre-training using ViT-B/16:</i>			
MoCo v3 [7]	CVPR 2021	300	83.2
DINO [4]	ICCV 2021	300	82.8
BEiT [1]	ICLR 2022	800	83.2
iBOT [8]	ICLR 2022	1600	83.8
Ours	this paper	800	<b>84.1</b>
<i>Self-supervised Pre-training using ViT-L/16:</i>			
MoCo v3 [7]	CVPR 2021	300	84.1
BEiT [1]	ICLR 2022	800	85.2
Ours	this paper	800	<b>85.6</b>

### 5.2 Image Classification

For the ImageNet classification task, the fully-connected layer is employed as the classifier after the average pooling of the feature embeddings. We adopt top-1 accuracy after fine-tuning as the evaluation metric and we thoroughly compare our method with the supervised methods, *i.e.*, ViT [9], DeiT [10], and recently published state-of-the-art self-supervised learning methods, *i.e.*, MoCo v3 [7], DINO [4], BEiT [1], and iBOT [8]. The experiment results are listed in Tab. 1. As observed from the results, the proposed method obtains 84.1% and 85.6% top-1 accuracy on ViT-B and ViT-L, outperforming the competing methods and achieving state-of-the-art performance. We can see that our *mc*-BEiT shows significant gains compared to the baseline BEiT, which verifies the effectiveness of our introduced multi-choice objectives. Concretely, our method outperforms the recent state-of-the-art method iBOT [8] by +0.3% with the fewer 800 epochs pre-training. It is noted that iBOT adopts an extra teacher network and enables multi-crops for pre-training, showing lower efficiency than our method.

**Different training epochs and architectures:** We also provide more comprehensive results of different training epochs and architectures in Tab. 2. From the table, we can see that our method can adapt well to different scales of vision transformers, *e.g.*, the mostly used ViT-B and ViT-L. It is worth noting that our method obtains a relatively high accuracy (already achieves the state-of-the-art performance) when pre-training for only 300 epochs. Moreover, the performance can be further improved with longer pre-training epochs, *e.g.*, the accuracy reaches 84.1% pre-training for 800 epochs.

**Convergence curve:** In Fig 3, we further demonstrate the convergence curve of the supervised learning method and self-supervised learning methods, *i.e.*, the baseline BEiT and our method, when

Table 2: The top-1 fine-tuning accuracy of ImageNet-1K using our *mc*-BEiT with different training epochs and backbone architectures.

Method	Arch.	Model Size	Pre-train Epoch	Acc (%)
<i>Self-supervised Pre-training using ViT-B/16:</i>				
Ours	ViT-B	86M	100	83.3
Ours	ViT-B	86M	300	83.8
Ours	ViT-B	86M	800	<b>84.1</b>
<i>Self-supervised Pre-training using ViT-L/16:</i>				
Ours	ViT-L	307M	300	85.2
Ours	ViT-L	307M	800	<b>85.6</b>

Table 3: Results of semantic segmentation on ADE20K. Intermediate fine-tuning denotes the pre-trained model has been fine-tuned on ImageNet-1K classification. The vision Transformer backbone is ViT-B and the task head is UPerNet.

Method	Reference	mIOU
Supervised [10]	ICML 2021	45.3
MoCo v3 [7]	CVPR 2021	47.2
DINO [4]	ICCV 2021	46.8
iBOT [8]	ICLR 2022	50.0
BEiT [1]	ICLR 2022	45.6
Ours	this paper	50.2
<i>+Intermediate Fine-tuning</i>		
BEiT [1]	ICLR 2022	47.7
Ours	this paper	<b>51.2</b>

fine-tuning ViT-B models. As shown in the figure, the proposed method achieves faster convergence as well as better performance than training DeiT from scratch [10]. Meanwhile, our method obtains obvious and consistent performance gains compared to the baseline method BEiT, showing the superiority of the proposed multi-choice training objectives.

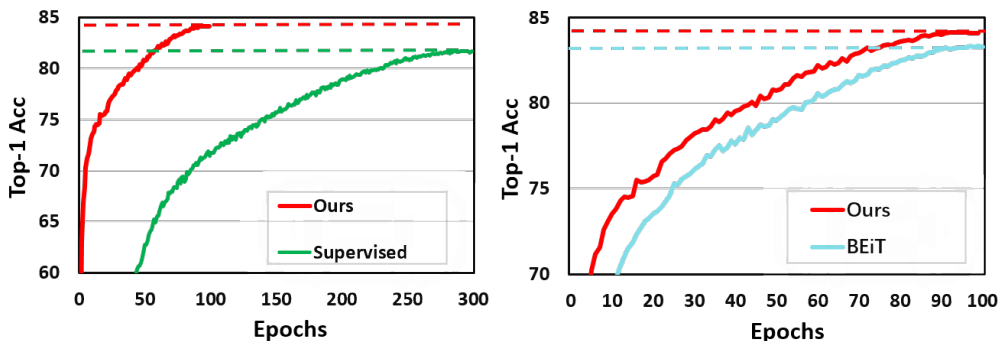


Figure 3: The convergence curves when fine-tuning ViT-B models on ImageNet-1K classification. The models are pre-trained by different methods.

### 5.3 Semantic Segmentation

Semantic segmentation belongs to the pixel-level classification task and is often adopted to evaluate the pre-training performance on downstream tasks. Here we evaluate the performance on ADE20k [16] benchmark and mean intersection over union (mIOU) averaged over all semantic categories is adopted as the evaluation metric. Following the common setting in [1, 8], ViT-B is adopted as the default backbone and UPerNet [31] is used for semantic segmentation task head.

Table 4: Experiment results of object detection and instance segmentation on COCO. Intermediate fine-tuning denotes the model is further fine-tuned on ImageNet-1K. Cascaded Mask R-CNN and  $1\times$  training schedule are adopted. As experiments on COCO are not conducted in BEiT, the results are based on our re-implementation.

Method	Reference	Object Det. AP <sup>b</sup>	Instance Seg. AP <sup>m</sup>
Supervised [10]	ICML 2021	47.9	42.9
MoCo v3 [7]	CVPR 2021	47.9	42.7
DINO [4]	ICCV 2021	50.1	43.4
iBOT [8]	ICLR 2022	51.2	44.2
BEiT [1]	ICLR 2022	49.6	42.8
Ours	this paper	50.1	43.1
+Intermediate Fine-tuning			
BEiT [1]	ICLR 2022	50.7	43.8
Ours	this paper	<b>51.2</b>	<b>44.3</b>

Tab. 3 shows that our method significantly improves the transferability of pre-trained models compared to the supervised learning, with +4.7% performance gain. It is also noticed that our method outperforms recent state-of-the-art self-supervised methods. Because the pre-training process does not introduce the instance discrimination, the performance can be further improved after intermediate fine-tuning on ImageNet-1K according to BEiT [1]. Therefore we also compare the performance after intermediate fine-tuning. It achieves better result as 51.2% mIOU and improves +1.0% gain to its pre-training only version.

## 5.4 Object Detection and Instance Segmentation

For object detection and instance segmentation tasks, COCO [17] benchmark is employed to validate the pre-training performances. Here, we use absolute position embedding and interpolate it to adapt to the multi-scale strategy. ViT-B is adopted as the backbone and Cascaded Mask-RCNN [32, 33] is used as the task head. The evaluation metrics for objection detection and instance segmentation are bounding box AP and mask AP, respectively.

As observed in Tab. 4, the BERT style pre-training shows superiority to supervised pre-training in terms of performances. Meanwhile, the proposed method outperforms the competitor BEiT with +0.5%/+0.3% gain in AP<sup>b</sup> and AP<sup>m</sup>. We also evaluate the performance after intermediate fine-tuning, the relative improvement is still obvious and our method obtains considerable performance compared to state-of-the-art methods.

## 6 Ablation Study

In this section, we conduct an extensive ablation study of our method on ImageNet-1K. Considering the time expenditure, all ablation experiments are performed under 100-epoch pre-trained ViT-B/16 on ImageNet-1K.

### 6.1 The temperature coefficient $\tau$

The hyper-parameter of temperature coefficient  $\tau$  is to scale the logits from the tokenizer, which moves between the sharpness (single-choice) and smoothness (multi-choice). We adopt the common values for temperature to ablate its effect. In general, the small temperature will sharp the probability distribution and the large one will smooth it conversely. When  $\tau$  is extremely small, it is an approximate single-choice classification task. The ablation is shown in the Tab. 5, where *single-choice label* indicates training with the strict mapping to the unique answer. From the result, we can observe that multi-choice vision token improves the BERT style pre-training performance and it behaves better when setting temperature factor at 4.0 empirically.



Table 5: Ablation study on the hyper-parameter of temperature coefficient  $\tau$ .

	Single-choice Label	Multi-Choice Label			
		0.04	1.0	4.0	10.0
Acc	83.0	83.1	83.1	<b>83.3</b>	83.2

## 6.2 The semantic equilibrium coefficient $\omega$

The semantic equilibrium coefficient  $\omega$  is introduced to move between low-level semantics (directly predicted by the tokenizer) and high-level semantics (ensembled from the perceptually-similar patches). The ablation study is shown in Fig. 4. When setting  $\omega$  to 0, the objective relies on totally the inter-relationship guided objective and it achieves only 81.8% accuracy, which is because the inevitable noise of calculating patch similarity, especially in the early epochs, will cause collapse and degrade the pre-learning performance. As the coefficient goes larger, it shows consistent gains over baseline. When setting  $\omega$  to 1.0, the objective comes only from the low-level signals of the tokenizer and the performance is still higher than baseline, which shows the superiority of multi-choice to single-choice. As observed from the results, the semantic equilibrium coefficient is thus set to be 0.8 for better performances.

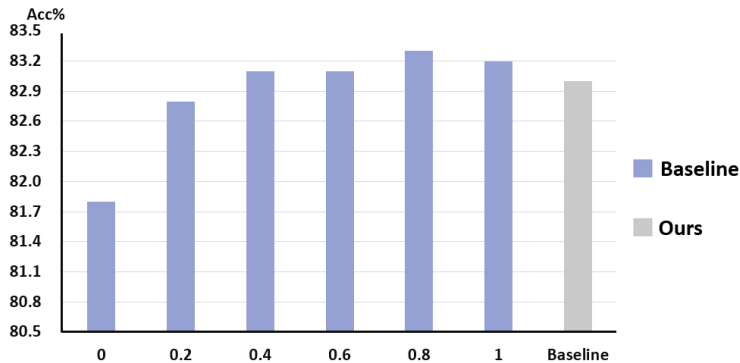


Figure 4: Ablation study on the trade-off parameter  $\omega$ .

## 6.3 Masking strategy

In the masked image modeling approach, the masking strategy determines the difficulty of inferring the missing patches. Tab. 3 shows the influence of different mask strategies, where *Block* and *Random* masking types and different mask ratios are conducted for ablation. It is observed from the results that the random masking strategy with 75% masking ratio makes the best performances, which is thus adopted as the default setting for pre-training.

Table 6: Ablation study on different masking strategies.

Masking Strategy	Masking Ratio	Acc (%)
Block	45 %	83.2
Block	60 %	83.2
Block	75 %	82.8
Random	45 %	83.0
Random	60 %	83.1
Random	75 %	<b>83.3</b>
Random	90 %	83.0

## 6.4 Tokenizer

In the BERT-style visual pre-training, the tokenizer plays the role of a vocabulary in texts and is used to produce the discrete vision token as supervision. As discussed in PeCo [14], perceptually-aware

tokenizer may benefit the image BERT pre-training, so we introduce to use off-the-shelf VQGAN [13] as a better tokenizer throughout our experiments. Besides, we would like to also verify the effectiveness of our multi-choice objectives on top of the vanilla BEiT.

Table 7: Ablation study on the different tokenizer.

	Training Data		Top 1 Acc. (100 / 800 epochs)	
	Source	Scale	BEiT	Ours
DALL-E [2]	Private	250M	82.3 / 83.2	82.6 / 83.7
VQGAN [13]	OpenImage	9M	82.9 / 83.8	83.3 / 84.1

The influence of tokenizers is shown in Tab. 7. It is shown that adopting the VQGAN as the tokenizer brings better performance than DALL-E, which verify our observation that tokenizer with high semantics can indeed improve the pre-training performance. It also indicates that enhancing the semantic relation is beneficial to visual pre-training. Meanwhile, it is noticed that the relative improvement of our method is consistent regardless of different kinds of tokenizers, which demonstrates the effectiveness of the proposed method.

### 6.5 Visualization

Besides the quantitative experiment results, we further provide some visualizations in Fig. 5 for better understanding the effects of our multi-choice answers. 75% patches of the images are randomly masked for prediction. It can be observed from the blue box in Fig. 5(a), the adjacent patches with similar semantics are still allocated with different vision token ids, indicating that the hard vision token id directly from the tokenizer neglects the semantic relations and is a sub-optimal objective. In contrast, the proposed eased and refined objective can provide diverse possible vision tokens for the prediction. As shown in our multi-choice token signals, the semantically-similar patches have the possibility to be allocated with the same vision token, which refines the objective with inter-patch perceptions. Furthermore, we randomly select a masked patch and shows the inter-patch perception relations (obtained from the patch feature similarity) learned by the pre-trained model in Fig. 5(c). Taking the patch located at the edge of the car for illustration, the similar patches can still be well estimated even under 75% random masking and the inter-patch relation shows higher responses to the skeleton of the car. It demonstrates that the informative semantic relations estimated by the in-training vision Transformer can properly enhance the multi-choice discretization for pre-training.

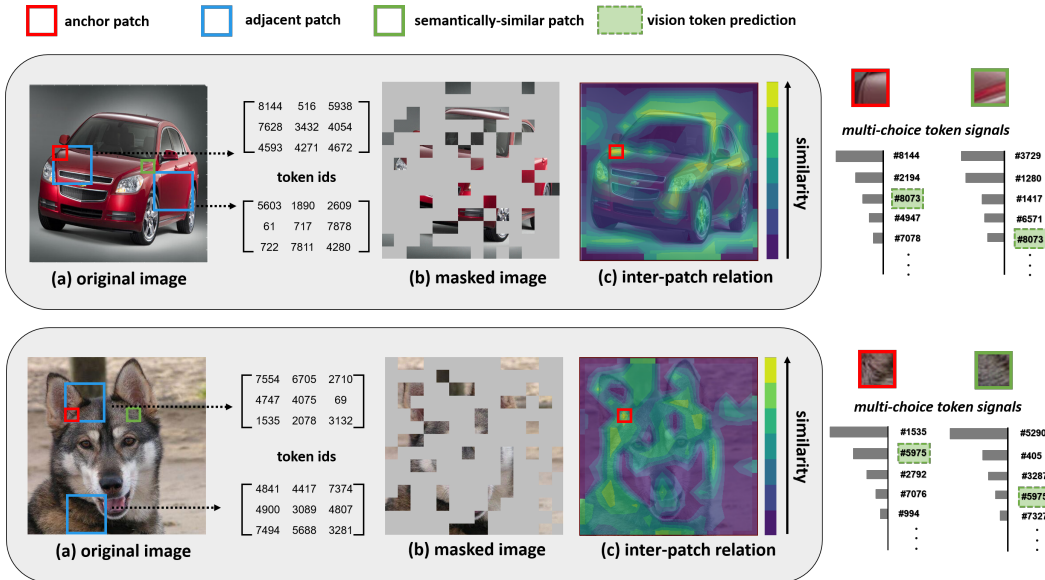


Figure 5: The visualization is obtained using the off-the-shelf tokenizer and our pre-trained vision Transformer. (a): the original image. (b) corrupted image under 75% random masking. (c): inter-patch perception relation, which is equipped with contour lines for better visual effect.

## 7 Conclusion

In this paper, we propose the *mc*-BEiT, *i.e.*, multi-choice discretization for improving image BERT pre-training. Instead of adopting the unique label signals from the tokenizer, we introduce an eased and refined objective for providing multi-choice answers. Extensive experiments are conducted to evaluate the performances of our method. The empirical results show that *mc*-BEiT achieves the state-of-the-art performances on various tasks, such as image classification, semantic/instance segmentation, and objection detection.

## References

- [1] Hangbo Bao, Li Dong, Songhao Piao, and Furu Wei. BEiT: BERT pre-training of image transformers. In *ICLR*, 2022.
- [2] Aditya Ramesh, Mikhail Pavlov, Gabriel Goh, Scott Gray, Chelsea Voss, Alec Radford, Mark Chen, and Ilya Sutskever. Zero-shot text-to-image generation. In *ICML*, pages 8821–8831, 2021.
- [3] Patrick Esser, Robin Rombach, and Bjorn Ommer. Taming transformers for high-resolution image synthesis. In *CVPR*, 2021.
- [4] Mathilde Caron, Hugo Touvron, Ishan Misra, Hervé Jégou, Julien Mairal, Piotr Bojanowski, and Armand Joulin. Emerging properties in self-supervised vision transformers. In *ICCV*, 2021.
- [5] Ting Chen, Simon Kornblith, Mohammad Norouzi, and Geoffrey Hinton. A simple framework for contrastive learning of visual representations. In *ICML*, pages 1597–1607, 2020.
- [6] Ting Chen, Simon Kornblith, Kevin Swersky, Mohammad Norouzi, and Geoffrey E Hinton. Big self-supervised models are strong semi-supervised learners. In *NIPS*, pages 22243–22255, 2020.
- [7] Xinlei Chen, Saining Xie, and Kaiming He. An empirical study of training self-supervised vision transformers. In *ICCV*, pages 9640–9649, 2021.
- [8] Jinghao Zhou, Chen Wei, Huiyu Wang, Wei Shen, Cihang Xie, Alan Yuille, and Tao Kong. Image BERT pre-training with online tokenizer. In *ICLR*, 2022.
- [9] Alexey Dosovitskiy, Lucas Beyer, Alexander Kolesnikov, Dirk Weissenborn, Xiaohua Zhai, Thomas Unterthiner, Mostafa Dehghani, Matthias Minderer, Georg Heigold, Sylvain Gelly, Jakob Uszkoreit, and Neil Houlsby. An image is worth 16x16 words: Transformers for image recognition at scale. In *ICLR*, 2021.
- [10] Hugo Touvron, Matthieu Cord, Matthijs Douze, Francisco Massa, Alexandre Sablayrolles, and Herve Jegou. Training data-efficient image transformers and distillation through attention. In *ICML*, pages 10347–10357, 2021.
- [11] Ze Liu, Yutong Lin, Yue Cao, Han Hu, Yixuan Wei, Zheng Zhang, Stephen Lin, and Baining Guo. Swin transformer: Hierarchical vision transformer using shifted windows. In *ICCV*, 2021.
- [12] Jacob Devlin, Ming-Wei Chang, Kenton Lee, and Kristina Toutanova. BERT: Pre-training of deep bidirectional transformers for language understanding. In *ACL*, pages 4171–4186, 2019.
- [13] Patrick Esser, Robin Rombach, and Bjorn Ommer. Taming transformers for high-resolution image synthesis. In *CVPR*, pages 12873–12883, 2021.
- [14] Xiaoyi Dong, Jianmin Bao, Ting Zhang, Dongdong Chen, Weiming Zhang, Lu Yuan, Dong Chen, Fang Wen, and Nenghai Yu. Peco: Perceptual codebook for bert pre-training of vision transformers. *arXiv preprint arXiv:2111.12710*, 2021.
- [15] Jia Deng, Wei Dong, Richard Socher, Li-Jia Li, Kai Li, and Li Fei-Fei. Imagenet: A large-scale hierarchical image database. In *CVPR*, pages 248–255, 2009.
- [16] Bolei Zhou, Hang Zhao, Xavier Puig, Sanja Fidler, Adela Barriuso, and Antonio Torralba. Scene parsing through ade20k dataset. In *CVPR*, pages 5122–5130, 2017.
- [17] Tsung-Yi Lin, Michael Maire, Serge Belongie, James Hays, Pietro Perona, Deva Ramanan, Piotr Dollár, and C Lawrence Zitnick. Microsoft coco: Common objects in context. In *European conference on computer vision*, pages 740–755, 2014.

- [18] Kaiming He, Haoqi Fan, Yuxin Wu, Saining Xie, and Ross Girshick. Momentum contrast for unsupervised visual representation learning. In *CVPR*, pages 9729–9738, 2020.
- [19] Tom Brown, Benjamin Mann, Nick Ryder, Melanie Subbiah, Jared D Kaplan, Prafulla Dhariwal, Arvind Neelakantan, Pranav Shyam, Girish Sastry, Amanda Askell, Sandhini Agarwal, Ariel Herbert-Voss, Gretchen Krueger, Tom Henighan, Rewon Child, Aditya Ramesh, Daniel Ziegler, Jeffrey Wu, Clemens Winter, Chris Hesse, Mark Chen, Eric Sigler, Mateusz Litwin, Scott Gray, Benjamin Chess, Jack Clark, Christopher Berner, Sam McCandlish, Alec Radford, Ilya Sutskever, and Dario Amodei. Language models are few-shot learners. In *NIPS*, volume 33, pages 1877–1901, 2020.
- [20] Guillaume Lample and Alexis Conneau. Cross-lingual language model pretraining. *NIPS*, 2019.
- [21] Yinhan Liu, Myle Ott, Naman Goyal, Jingfei Du, Mandar Joshi, Danqi Chen, Omer Levy, Mike Lewis, Luke Zettlemoyer, and Veselin Stoyanov. Roberta: A robustly optimized bert pretraining approach. *arXiv preprint arXiv:1907.11692*, 2019.
- [22] Gustav Larsson, Michael Maire, and Gregory Shakhnarovich. Colorization as a proxy task for visual understanding. In *CVPR*, pages 6874–6883, 2017.
- [23] Mehdi Noroozi and Paolo Favaro. Unsupervised learning of visual representations by solving jigsaw puzzles. In *ECCV*, pages 69–84, 2016.
- [24] Spyros Gidaris, Praveer Singh, and Nikos Komodakis. Unsupervised representation learning by predicting image rotations. *arXiv preprint arXiv:1803.07728*, 2018.
- [25] Mathilde Caron, Ishan Misra, Julien Mairal, Priya Goyal, Piotr Bojanowski, and Armand Joulin. Unsupervised learning of visual features by contrasting cluster assignments. *NIPS*, pages 9912–9924, 2020.
- [26] Jean-Bastien Grill, Florian Strub, Florent Alché, Corentin Tallec, Pierre Richemond, Elena Buchatskaya, Carl Doersch, Bernardo Avila Pires, Zhaohan Guo, Mohammad Gheshlaghi Azar, et al. Bootstrap your own latent—a new approach to self-supervised learning. *NIPS*, pages 21271–21284, 2020.
- [27] Kaiming He, Xinlei Chen, Saining Xie, Yanghao Li, Piotr Dollár, and Ross Girshick. Masked autoencoders are scalable vision learners. *arXiv preprint arXiv:2111.06377*, 2021.
- [28] Zhenda Xie, Zheng Zhang, Yue Cao, Yutong Lin, Jianmin Bao, Zhuliang Yao, Qi Dai, and Han Hu. Simsim: A simple framework for masked image modeling. *arXiv preprint arXiv:2111.09886*, 2021.
- [29] Chen Wei, Haoqi Fan, Saining Xie, Chao-Yuan Wu, Alan Yuille, and Christoph Feichtenhofer. Masked feature prediction for self-supervised visual pre-training. *arXiv preprint arXiv:2112.09133*, 2021.
- [30] Ivan Krasin, Tom Duerig, Neil Alldrin, Vittorio Ferrari, Sami Abu-El-Haija, Alina Kuznetsova, Hassan Rom, Jasper Uijlings, Stefan Popov, Shahab Kamali, Matteo Mallocci, Jordi Pont-Tuset, Andreas Veit, Serge Belongie, Victor Gomes, Abhinav Gupta, Chen Sun, Gal Chechik, David Cai, Zheyun Feng, Dhyanesh Narayanan, and Kevin Murphy. Openimages: A public dataset for large-scale multi-label and multi-class image classification. *Dataset available from <https://storage.googleapis.com/openimages/web/index.html>*, 2017.
- [31] Tete Xiao, Yingcheng Liu, Bolei Zhou, Yuning Jiang, and Jian Sun. Unified perceptual parsing for scene understanding. In *ECCV*, September 2018.
- [32] Zhaowei Cai and Nuno Vasconcelos. Cascade r-cnn: high quality object detection and instance segmentation. *TPAMI*, pages 1483–1498, 2019.
- [33] Kaiming He, Georgia Gkioxari, Piotr Dollár, and Ross Girshick. Mask r-cnn. In *ICCV*, pages 2980–2988, 2017.

## A Appendix

### B Implementation Details

In the appendix, we provide the specific hyper-parameters of the experiments in our paper, including pre-training on ImageNet-1K and fine-tuning on different downstream tasks.

#### B.1 Configuration for pre-training

The vision Transformers are pre-trained on the large-scale dataset ImageNet-1K [15] and the configurations are summarized in Tab. 8. The implementation of the vision Transformers, *i.e.*, ViT-Base/16 and ViT-Large/16, follows [10] for fair comparisons and the training recipe is based on BEiT [1].

Table 8: Configurations for pre-training.

Configuration	ViT-Base/16	ViT-Large/16
Layers	12	24
Hidden size	768	1024
FFN inner hidden size	3076	4096
Attention heads	12	16
Attention head size		64
Patch size		$16 \times 16$
Training epochs		800
Batch size		2048
Adam $\epsilon$		1e-8
Adam $\beta$		(0.9, 0.98)
Peak learning rate		1.5e-3
Minimal learning rate		1e-5
Learning rate schedule		Cosine
Warmup epochs		10
Gradient clipping	3.0	1.0
Dropout		None
Stoch. depth		0.1
Weight decay		0.05
Data Augment		RandomResizeAndCrop
Input resolution		$224 \times 224$

#### B.2 Configuration for fine-tuning

**Classification task on ImageNet-1K:** For the classification task, the fully-connected layer is employed as the classifier after the average pooling of the feature embeddings. The fine-tuning configurations on ImageNet-1K for different backbone architectures are listed in Tab. 9.

**Semantic segmentation on ADE20K:** For the semantic segmentation experiments on ADE20K [16], we follow the implementation of BEiT [1] and adopt UperNet [31] as the task layer. ViT-B [9] is adopted as the default backbone and UPerNet [31] is used as the task head. Tab. 10 summarizes the configurations for fine-tuning on ADE20k. Because the pre-training process does not introduce the instance discrimination, the performance can be further improved after intermediate fine-tuning on ImageNet-1K according to BEiT [1]. We also evaluate the performances after intermediate fine-tuning, where the pre-trained models have been fine-tuned on ImageNet-1K. For the models with intermediate fine-tuning, the training recipe is the same as the pre-training only version.

**Object detection and instance segmentation:** We adopt the well-known COCO [17] benchmark for the experiments of object detection and instance segmentation. Because these experiments are not conducted on BEiT, we conduct the experiments following iBOT [8] and the results of BEiT [1] are based on our re-implementation. In order to adapt to the multi-scale strategy, we use absolute position embedding and interpolate it for different image resolutions. ViT-B [9] is adopted as the backbone and Cascaded Mask-RCNN [33, 32] is used as the task head. Tab. 11 summarizes the configurations for fine-tuning on COCO. Similar to the experiment of semantic segmentation, the training recipe of models with intermediate fine-tuning is the same as the pre-training only version.

Table 9: Configurations for fine-tuning on ImageNet-1K.

Configuration	ViT-Base/16	ViT-Large/16
Peak learning rate	{2e-3,3e-3,4e-3,5e-3}	
Fine-tuning epochs	100	50
Batch size	1024	
Warmup epochs	20	5
Layer-wise learning rate decay	0.65	0.75
Adam $\epsilon$	1e-8	
Adam $\beta$	(0.9, 0.999)	
Minimal learning rate	1e-6	
Learning rate schedule	Cosine	
Repeated Aug	None	
Weight decay	0.05	
Label smoothing	0.1	
Stoch. depth	0.1	
Dropout	None	
Gradient clipping	None	
Erasing prob.	0.25	
Input resolution	224 $\times$ 224	
Rand Augment	9/0.5	
Mixup prob.	0.8	
Cutmix prob.	1.0	
Color jitter	0.4	

Table 10: Configurations for fine-tuning on ADE20k.

Configuration	ViT-Base/16
Peaking learning rate	1e-3
Fine-tuning steps	160K
Batch size	16
Adam $\epsilon$	1e-8
Adam $\beta$	(0.9, 0.999)
Layer-wise learning rate decay	0.65
Minimal learning rate	0
Learning rate schedule	Linear
Warmup steps	1500
Dropout	None
Stoch. depth	0.1
Weight decay	0.05
Input resolution	512 $\times$ 512
Position embedding	Relative
Position embedding interpolate	Bilinear

Table 11: Configurations for fine-tuning on COCO.

Configuration	ViT-Base/16
Peaking learning rate	1e-4
Fine-tuning epochs	12
Weight decay	0.05
Learning rate decay	8, 11
Batch size	16
Adam $\epsilon$	1e-8
Adam $\beta$	(0.9, 0.999)
Layer-wise learning rate decay	0.75
Stoch. depth	0.1
Multi-scale evaluation	None
Position embedding	Absolute
Position embedding interpolate	Bilinear