

# Constructing Effective Customer Feedback Systems – A Design Science Study Leveraging Blockchain Technology

Mark C. Ballandies<sup>1\*</sup>, Valentin Holzwarth<sup>2</sup>, Barry Sunderland<sup>3</sup>, Evangelos Pournaras<sup>4</sup> and  
Jan vom Brocke<sup>2</sup>

<sup>1</sup>Computational Social Science, ETH Zurich,  
Stampfenbachplatz 50, Zurich, Switzerland

<sup>2</sup>Hilti Chair of Business Process Management, University of Liechtenstein, Liechtenstein

<sup>3</sup>ETH Library Lab, ETH Zurich

<sup>4</sup>School of Computing, University of Leeds

\*To whom correspondence should be addressed; E-mail: bcmark@protonmail.com.

**Organizations have to adjust to changes in the ecosystem, and customer feedback systems (CFS) provide important information to adapt products and services to changing customer preferences. However, current systems are limited to single-dimensional rating scales and are subject to self-selection biases. This work contributes design principles for CFS and implements a CFS that advances current systems by means of contextualized feedback according to specific organizational objectives. It also uses blockchain-based incentives to support CFS use. We apply Design Science Research (DSR) methodology and report on a longitudinal DSR journey considering multiple stakeholder values. We conducted expert interviews, design workshops, demonstrations, and a four-day experiment in an organizational setup, involving 132 customers of a major Swiss library. This validates the identified design principles and the implemented software artifact both qualitatively and quantitatively. Based on this evaluation, the design principles are revisited and conclusions for the construction of successful CFS are drawn. The findings of this work advance the knowledge on the design of CFS and provide a guideline to managers and decision makers for designing effective CFS.**

**Keywords** - *Design Science Research; Blockchain; Feedback Systems; Cryptoeconomics; value-sensitive Design; Token Engineering*

**Acknowledgements:** The research team thanks Benjamin A. Degenhart and Kevin Pluut for their input and the ETH Library Lab for their support.

# 1 Introduction

Customer feedback is important for the potential of an organization to differentiate itself from competitors (Culnan, 1989) and to improve its products and services according to customer preferences (H.-H. Hu, Parsa, Chen, & Hu, 2016; Stoica & Özyirmidokuz, 2015). Nevertheless, due to status differences, hierarchy steepness, and reduced levels of cooperation, large hierarchical organizations such as firms or public institutions impede the flow of feedback to and within their organization (Anderson & Brown, 2010), which reduces the quality of management decisions (Khatri, 2009).

Inspired by the observation that technology can be utilized to support the self-organization capacity and thus the efficiency of a large scale system, such as a traffic light control network (Lämmer & Helbing, 2008), this work generates design knowledge on the construction of a customer feedback system (CFS) that improves the provision of high-quality feedback about services and products from customers to an organization.

We report on Design Science Research at a case organization, which is a major Swiss library. This library is challenged by a lack of feedback from so-called unaware-customers, i.e. customers that are not aware that they are using services provided by the organization. Moreover, the library is challenged to distinguish important from unimportant feedback, particularly, when the feedback quantity is high. Furthermore, the library has difficulties evaluating the questions utilized in solicited surveys with customers. The innovation & networking team within the library organization had been mandated to implement a solution in the form of a CFS that improves the status quo of feedback provision from library users to the organization. We identified this need of the library in the first step of the applied research methodology (Section 3) and consecutively accompanied the construction of the CFS.

We argue that a CFS should not only optimize for performance, but its design also needs to integrate the values of stakeholders (Kleineberg & Helbing, 2021; Van den Hoven, Vermaas, & Van de Poel, 2015) such as autonomy or credibility. This has been recognized by the IS community (Friedman, Kahn, Borning, & Hultdgren, 2013; Maedche, 2017). Though already utilized in similar systems (Friedman, Howe, & Felten, 2002; Miller, Friedman, Jancke, & Gill, 2007), value considerations in the methods of CFS construction and thus the resulting design knowledge is limited. In particular, to our best knowledge,

design principles for CFS that explicitly consider values have not been found. We therefore ask the first Research Question (RQ1):

*(RQ1) What are the design principles of a value-sensitive customer feedback system?*

By applying an established design science research (DSR) methodology (A. R. Hevner, March, Park, & Ram, 2004; Peffers, Tuunanen, Rothenberger, & Chatterjee, 2007; Sonnenberg & Brocke, 2011; Sonnenberg & Vom Brocke, 2012) and putting a focus on stakeholder values during the design phase as performed in Ballandies, Dapp, Degenhart, and Helbing (2021), we facilitate both, i) the value-alignment of the created tool with the affected stakeholders and ii) the implementation of the design principles in a software artifact, which is iteratively evaluated at different stages. A controlled experiment with 132 customers of the library and focus groups with experts of that organization are conducted to measure the performance of the software artifact. In order to evaluate the performance, we ask the second Research Question (RQ2):

*RQ2: What is the performance of a software artifact that implements the design principles with regard to usability and quality of collected feedback?*

This paper illustrates how design science as a journey can be conducted (Vom Brocke, Winter, Hevner, & Maedche, 2020) and contributes the following: I) challenges, risks, values, and best practices in feedback provision to and within an organisation are elicited from expert interviews with employees of two major organisations (>150 employees), including the directors of these institutions, II) design principles for a value-sensitive customer feedback system are identified utilizing an established DSR methodology that includes the identification of stakeholders, the association of values with these stakeholders, and the elicitation of design requirements based on these values, III) a feedback system design is introduced that utilizes distributed ledger technologies (DLT), cryptoeconomic incentives and contextualized solicited and unsolicited feedback to facilitate high-quality feedback flows from customers to an organization, IV) a software artifact is constructed that instantiates the feedback system design by following the design principles: Users are incentivized with two types of blockchain-based tokens to provide solicited feedback in the form of answers to survey-type questions (e.g., Are you using Service X?) and to contextualize each of their responses with further information, such as the importance of the question to improve the service of the organisation, their satisfaction with the answer options, and open comments. Moreover, users can provide unsolicited feedback to the organization in an open

question forum, similar to the popular web platforms reddit<sup>1</sup> and stack overflow<sup>2</sup>, which includes an up- and down-voting mechanism that is fueled by collected tokens. Finally, users can investigate their performance by querying the blockchain about their token balance and by comparing with other users on a leaderboard. The artifact is evaluated by both i) crowdsourcing feedback in an ethics commission approved four-day real-world experiment involving a major Swiss library and 132 of its customers, and ii) conducting a focus group involving experts and executives from the library. The findings indicate that the artifact improves the quality of customer feedback by increasing its breadth and depth while having a good usability, as measured by customer interactions with the software artifact and self-reporting within standardized questionnaires. Moreover, the organization's experts and executives perceive the combination of solicited and unsolicited feedback and the contextualization of feedback as innovative, improving the post-analysis of the collected feedback.

This paper is organized as follows: In Section 2, a literature review about CFS in organizations is given. The DSR methodology that this paper follows is illustrated in Section 3, while the findings and artifacts from applying this methodology are outlined in Section 4. Thereafter, Section 5 embeds the findings as design knowledge chunks (Vom Brocke et al., 2020) into the broader research journey and illustrates the finalized design principles for customer feedback systems. Finally, in Section 6 a conclusion is drawn and an outlook on future work is given.

## **2 Research Background**

Customer feedback is an important element of an organizations' quality management (Chase & Hayes, 1991), as the perceived quality of services and products is related to market share and return on investment (Parasuraman, Zeithaml, & Berry, 1985). This is particularly relevant for service businesses (Chase & Hayes, 1991) such as libraries (Casey & Savastinuk, 2006), since there is an increased emphasis on service quality rather than on manufacturing quality (Vargo & Lusch, 2004). This importance is recognized within the seminal work of Sampson (1999), who developed a framework for designing customer feedback systems (CFS) to improve service quality. Furthermore, an overview of advantages and disadvantages of different feedback collection systems and their designs for improving service quality in organizations have been illustrated by Wirtz and Tomlin (2000).

---

<sup>1</sup>Reddit is an American social news aggregation, web content rating, and discussion website: <https://www.reddit.com/> (last accessed 2021-12-10)

<sup>2</sup>Stack Overflow is a question and answer website for programmers: <https://stackoverflow.com/> (last accessed 2021-12-10)

Usually, in these systems, customers provide feedback on services in the form of online reviews either directly on the selling platform (e.g. rating a service booked on Fiverr<sup>3</sup>) or on specific review platforms (e.g. providing travel reviews on Tripadvisor<sup>4</sup>) (Schneider, Weinmann, Mohr, & vom Brocke, 2021). Although online ratings do not necessarily provide an objective measure of service quality (de Langhe, Fernbach, & Lichtenstein, 2015), they are highly influential for customer-decision making, which is reflected in sales and consequently in business success (Simonson, 2016). Customers' online rating data can even be utilized to predict service business failures months in advance as it has been shown for the hospitality industry (Naumzik, Feuerriegel, & Weinmann, 2021). Despite their high relevance for influencing customers' decision making, online ratings are potentially challenged by various factors including self-selection (N. Hu, Zhang, & Pavlou, 2009), social influence (Muchnik, Aral, & Taylor, 2013), manipulation of reviews (Gössling, Hall, & Andersson, 2018; Zhuang, Cui, & Peng, 2018), and dimensional rating (Schneider et al., 2021). Particularly, single-dimensional rating scales (e.g. Google reviews, which allow for a score from 1 to 5 stars) are not suitable to assess complex performance dimensions (Ittner & Larcker, 2003). By these means, an organization will only receive a single rating, which often cannot be associated with a particular service that the customer received. To overcome this issue, firms have to invest in dedicated CFS, which allow them to receive feedback that they can benefit from (e.g. feedback on a specific service that they intend to improve) (Sampson, 1999). Within such a system, the feedback is processed in the following sequential manner: channeling (i.e. feedback reception), processing (i.e. using the feedback for improvements), and conversion of the feedback into organization-wide knowledge (Birch-Jensen, Gremyr, & Halldórsson, 2020). In this context, channeling is highly relevant, since feedback in a certain quantity and quality needs to be received to enable the subsequent steps of processing and conversion (Lafky & Wilson, 2020). Depth and extremity of reviews have been identified as useful indicators of the quality of feedback on an e-commerce platform (Mudambi & Schuff, 2010), which are found to be rather incentivized by social norms than financial rewards (Burtch, Hong, Bapna, & Griskevicius, 2018). Feedback quantity is known to be positively influenced by financial incentives (Burtch et al., 2018), along with several other factors such as trust (Celuch, Robinson, & Walz, 2011) and perceived usefulness (i.e. customers think that their feedback is useful for the organization) (Robinson, 2013). Nevertheless, feedback quality may be reduced by applying such incentives (Lafky & Wilson, 2020).

---

<sup>3</sup>Fiverr is an online marketplace for freelance services: <https://www.fiverr.com/> (last accessed 2021-12-10)

<sup>4</sup>Tripadvisor is an online travel company that operates a website and mobile app with user-generated content and comparison shopping website: <https://www.tripadvisor.com/> (last accessed 2021-12-10)

For instance, financial incentives lead to a reduction in feedback quality measured in depth (e.g., the length of a written review) while increasing feedback quantity measured in breadth (number of provided reviews) (Burtch et al., 2018), thus revealing a trade-off between quantity and quality that is steered by the chosen incentive (Lafky & Wilson, 2020).

Multi-dimensional incentives in the form of blockchain-based tokens have been proposed as an alternative to such financial incentives improving the properties of incentivized behavior such as actions contributing to sustainability (Ballandies, Dapp, Degenhart, & Helbing, 2021; Dapp, 2019; Dapp, Helbing, & Klauser, 2021; Kleineberg & Helbing, 2021). In this regard, blockchain-based incentives have been suggested to improve the data quality in inter-organizational information exchange (Hunhevicz, Schraner, & Hall, 2020; Zavolokina, Spychiger, Tessone, & Schwabe, 2018). For instance, it has been found that Blockchain technology could contribute to trustworthy CFS in the tourism industry (Önder, Treiblmaier, et al., 2018). Chandratre and Garg (2019); Gipp, Breitingner, Meuschke, and Beel (2017); Rahman, Rifat, Tanin, and Hossain (2020) are among the first to propose and implement blockchain-based feedback systems. Although these systems utilize blockchain technology for tracking and the immutable storing of feedback items, they do not explore incentivizing feedback provision with blockchain-based tokens. This is a missed opportunity as, on the one hand, cryptoeconomic incentives carry monetary value (Kranz, Nagel, & Yoo, 2019; Sunyaev et al., 2021), and thus could motivate users to increase feedback quantity, while, on the other hand, they have different characteristics to money (Ballandies, Dapp, Degenhart, & Helbing, 2021; Dapp, 2019; Dapp et al., 2021; Kleineberg & Helbing, 2021), and thus might impact feedback quality differently when compared to monetary incentives. In order to construct such blockchain-based systems, Design Science Research (DSR) methods (A. Hevner & Chatterjee, 2010; A. R. Hevner et al., 2004; Vom Brocke et al., 2020) have been successfully applied within the IS community (Ballandies, Dapp, Degenhart, & Helbing, 2021; Ostern & Riedel, 2020). For this, amongst others, the model of Zargahm (2018) is utilized that describes a system in five layers, as illustrated in Figure 3. Design principles can only be explicitly formulated and implemented in the software system (Ballandies, Dapp, Degenhart, & Helbing, 2021), i.e. the bottom three layers of the model ((I-III) in Figure 3). The upper two layers emerge and cannot be explicitly defined by the system designer (e.g. the associated researchers).

In summary, the following observations can be made about current CFS applied in organizations: First, initial, prior findings provide promising evidence regarding the utilization of blockchain-based to-

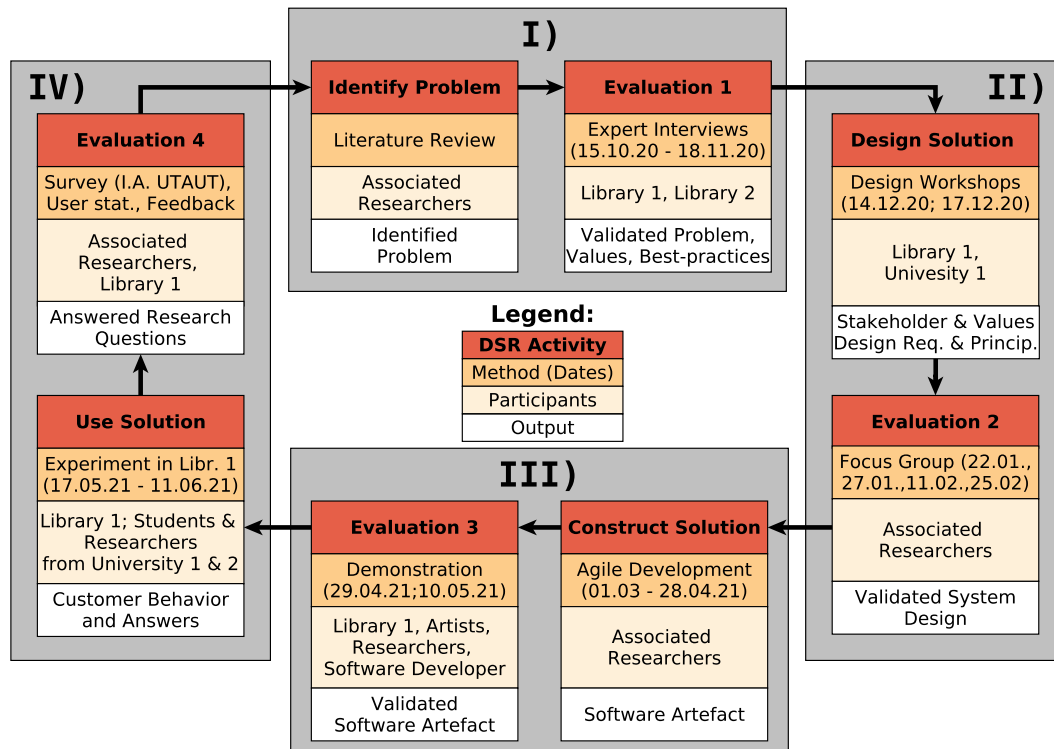


Figure 1: Activities, methods, participants and outputs of the four steps (I-IV) of the cyclic DSR process (Sonnenberg & Vom Brocke, 2012)

kens for incentivizing behavior, such as influencing the provision of high-quality feedback. However, they have not been incorporated within a feedback system and studied within a real-world use case. Second, research on CFS mostly focuses on hospitality, tourism, and e-commerce applications, while neglecting other application domains such as a library ecosystem. Third, CFS often focus on uncontextualized and solicited feedback in the form of single-dimensional rating scales. In this work, we address these gaps by investigating the design of a value-sensitive blockchain-based feedback system that incentivizes the provision of feedback and utilizes the concept of contextualization of feedback to enable users to increase the depth of their feedback and consequently feedback quality (Burtch et al., 2018). For this, we apply an established DSR methodology (A. R. Hevner et al., 2004; Peffers et al., 2007; Sonnenberg & Vom Brocke, 2012) that consists of expert interviews, stakeholder and value analysis, focus groups, and a four-day ethics commission approved socioeconomic experiment, involving a major Swiss library and its customers.

### **3 Research Design**

This research applies a DSR methodology (A. Hevner & Chatterjee, 2010; A. R. Hevner et al., 2004; Peffers et al., 2007). We report on a DSR journey (Vom Brocke et al., 2020), that comprised of four iterations of concurrent design and evaluation (Sonnenberg & Brocke, 2011; Sonnenberg & Vom Brocke, 2012). Figure 1 illustrates how the process with its four steps (I-IV) has been implemented in this work: In step I, a literature review (Identify Problem in Figure 1) identifies suboptimal feedback flows to and within organizations. Expert Interviews (Evaluation 1 in Figure 1) with employees of two major libraries evaluate this problem. Moreover, these interviews are utilized to identify important values and best-practice mechanisms in the context of feedback provision in these organizations that can be utilized to mitigate the identified problems and that are implemented within the constructed software artifact (Section 4.3). In step II, two design workshops with library employees and a customer of that library from University 1 resulted in (i) a stakeholder analysis which informs (ii) a value analysis which in turn facilitates the identification of (iii) design requirements (Design solution in Figure 1). The requirements are incorporated in a system design via design principles and evaluated by the associated researchers (Evaluation 2 in Figure 1). In step III, the associated researchers implemented the system by the means of agile development into a software artifact (Construct solution in Figure 1). This artifact is validated in two demonstrations with focus groups consisting of library employees, researchers, software developers, and artists (FG2 in Table 1). Finally, the software artifact is put into use in an organizational context of Library 1 in the form of an experiment (Use in Figure 1) involving employees and customers of the library. The user behavior and answers to surveys are analyzed by the associated researchers (Evaluation 4 in Figure 1). Moreover, the collected feedback is evaluated by a focus group consisting of experts and executives of Library 1 (FG3 in Table 1).

### **4 Research Findings**

In the following, we present the findings and artifacts obtained at each activity of the cyclic DSR process (Figure 1).

#### **4.1 Identify Problem**

During the first activity, expert interviews were conducted by the first author (A1) that evaluated the identified problem of suboptimal feedback flows in organizations (Section 1). Table 1 illustrates the

| <b>ID</b> | <b>Hierarchy</b>   | <b>Working Area</b>        | <b>Institution</b> | <b>Attended</b>  |
|-----------|--------------------|----------------------------|--------------------|------------------|
| 01        | Team Lead          | Market Research            | Library 1          | IW, DW, FG2, FG3 |
| 02        | Employee           | Innovation & Networking    | Library 1          | IW, DW, FG2, FG3 |
| 03        | Director           | Upper Management           | Library 1          | IW               |
| 04        | Employee           | Innovation & Networking    | Library 1          | IW, DW, FG2, FG3 |
| 05        | Team Lead          | Innovation & Networking    | Library 1          | IW, DW, FG2, FG3 |
| 06        | Section Lead       | IT-Services                | Library 1          | IW               |
| 07        | Section Lead       | Issuing Desk               | Library 1          | IW               |
| 08        | Employee           | Issuing Desk               | Library 1          | IW               |
| 09        | Director           | Upper Management           | Library 2          | IW               |
| 10        | Team Lead          | Knowledge Management       | Library 1          | IW               |
| 11        | Employee           | Research data management   | Library 1          | IW, DW           |
| 12        | Team Lead          | E-Publishing               | Library 1          | IW               |
| 13        | Research Lead      | Information Systems        | University 1       | DW               |
| 14        | Artist             | Video Game Designer        | -                  | FG1, FG2         |
| 15        | Artist             | Interactive Media Designer | -                  | FG1, FG2         |
| 16        | Researcher         | Neuroscience               | University 3       | FG1, FG2         |
| 17        | Software Developer | Machine Learning           | Library 1          | FG1              |

Table 1: Participants in the Interviews (IW), Design Workshops (DW) and Focus Groups (FG1, FG2, FG3), their working area and hierarchy in their institution.

twelve participants from two libraries who were interviewed in a semi-structured format. The participants were sampled by convenience based on the criterion that they work in a library. The interview protocol and guide are illustrated in Section 1 of the Supplementary Material (Table 1 and 2 of the Supplementary Material). Library 1 is the largest public scientific and technical library in Switzerland, whereas Library 2 is the largest in the German speaking countries. From Library 1 employees from all hierarchy levels (employee, team lead, section lead, director) and five of seven organizational sections were interviewed, including the director (ID 03, Table 1), whereas from Library 2 the director has been interviewed (ID 09, Table 1). The interviews were transcribed by a third party following the standard of Dresing and Pehl (2010) and were coded by the A1 with 19 codes (Table 2). The codes were developed by the A1 and A2 following the method of O'Connor and Joffe (2020). The definitions of the codes are given in Table 3 of the Supplementary Material. The interviews are then analyzed by grouping manually similar contents of each code into clusters (e.g., Figure 1 and Figure 2 of the Supplementary Material for the codes "status quo: challenge" and "risk").

In Section 4.1.1, a subset of these challenges are illustrated that are addressed in this work. Moreover, the interviews are utilized to identify the values stakeholders have in the context of feedback provision (Section 4.1.2). Finally, the interviews are utilized to identify best practices when collecting feedback in the organizations (Section 4.1.3).

| Code  | desire | feedback: channel | feedback: external | feedback: internal | feedback: latency | feedback: mechanism | feedback: quantity | feedback: solicited | feedback: stakeholder | feedback: unsolicited | motivation: extrinsic | motivation: intrinsic | personal background | risk | status quo: best practice | status quo: challenge | status quo: mechanism | value | value conflict |
|-------|--------|-------------------|--------------------|--------------------|-------------------|---------------------|--------------------|---------------------|-----------------------|-----------------------|-----------------------|-----------------------|---------------------|------|---------------------------|-----------------------|-----------------------|-------|----------------|
| Units | 56     | 60                | 77                 | 61                 | 19                | 68                  | 47                 | 31                  | 15                    | 38                    | 43                    | 33                    | 58                  | 43   | 16                        | 78                    | 86                    | 84    | 7              |

Table 2: Alphabetically ordered codes utilized in the analysis of the expert interviews and the amount of units of analysis that is marked with each code. The definition of codes are given in in Table 3 of the Supplementary Material.

#### 4.1.1 Suboptimal feedback flows

In order to obtain a multi-faceted perspective of the current and future challenges that exist or might arise with regard to feedback in an organizational context, the codes "status quo: challenge" and "risk" (Table 2) are analyzed. A comprehensive compilation of challenges are identified and illustrated in Figure 1 and Figure 2 of the Supplementary Material. The following challenges are addressed in this work:

i) Mobilising non-customers: Obtaining feedback from those that do not utilize the library services, respectively those that are unaware that they are utilizing a service of the library is difficult. (ii) Hierarchy of the organization prevents agile processing of feedback: Feedback is not forwarded preventing the recognition of the feedback by the responsible organizational unit (iii) Difficulty to distinguish important from unimportant feedback: When the quantity of collected feedback is high and enters the organization via various channels and organizational units, identifying feedback that would result in an improvement of services is hard. (iv) Difficulty to evaluate the quality of questions utilized in solicited feedback: When designing surveys, often similar questions are repeated or the posed questions are not evaluated if they enable a comprehensive answer (e.g., a limited set of answer options in single-choice type questions). (v) Monetary incentives may increase quantity while reducing quality of collected feedback when awarded to customers for the provision of feedback.

#### 4.1.2 Values

The top six mentioned values are Anonymity (17), Transparency (16), Openness (11), Safety (11), Physical Human Interactions (10), and Simplicity (10) (Table 4 of the Supplementary Material lists all mentioned values). The mentioning of anonymity and transparency are positively biased by the interview

guide (Table 1 and 2 of the Supplementary Material) by surveying participants about the importance of those values. Openness, Safety, Physical Human interactions, and Simplicity have been brought to the discussion by the experts. In particular, the value of physical human interactions is considered as important to facilitate a successful feedback process as it enables the exchange of informal feedback: It facilitates the recognition of gestures and the exchange of spontaneous and unsolicited feedback. This is expressed by an employee as: "If an IT system really supports me in my work, in my human existence, then I very, very much agree [to utilize it]. If, as a person, I adapt again and even more to a system in order to give feedback and that separates me from my customers, the project or idea generators, then I am not in favor of it."

#### **4.1.3 Best practice mechanisms**

It is mentioned 16 times that the libraries follow best-practices ("status quo: best practices", Table 2). These can be summarized to: i) A web-based feedback wall in the form of a pin-board is utilized where users can quickly post around the clock unsolicited feedback. The wall enables anonymous input and open/ transparent visibility of feedback items. The newest feedback is always on top. ii) A team implements the practice to share positive incoming feedback with all employees. iii) Physical feedback collection points in the form of boxes are installed in the library buildings which facilitated the collection of high quantity feedback. iv) A team gamified the process of annotating archival pictures which lead to the establishment of a large community that actively supports the library in its work. v) The libraries facilitate an open and trustworthy culture that enables most employees to voice their opinion without the fear of restrictions. vi) A working group has been established that facilitates the provision of feedback on library processes.

## **4.2 Design Solution**

During this activity, two design workshops are conducted with employees of Library 1 and a customer of the library from University 1 (DW in Table 1) to identify the design requirements of the feedback system (Figure 1). A1 moderated the workshop, whereas A2 facilitated the technical setup in the background and assisted participants in case of questions. Due to the Covid-19 policies at the research institute, the workshops are conducted virtually utilizing zoom<sup>5</sup> and Miro<sup>6</sup>.

---

<sup>5</sup>A video conferencing platform: <https://zoom.us/>, last accessed: 2021-10-04

<sup>6</sup>Online whiteboard and visual collaboration platform: <https://miro.com/>, last accessed: 2021-10-04

| <b>Activity</b>       |               | <b>Mode</b>   | <b>Workshop 1:<br/>Stakeholder<br/>Analysis</b> | <b>Workshop 2:<br/>Value Analysis and<br/>Design Requirements</b> |
|-----------------------|---------------|---------------|---|---|
| <i>Training</i>       |               | collaborative | Miro-board utilization                          | -   |
| <i>Brain storming</i> | Brain writing | individual    | Stakeholder identification                      | Design Requirement identification                                 |
|                       | Clustering    | collaborative | Meta-category identification of Stakeholders    | -   |
| <i>Rating</i>         |               | individual    | Influence and interest of each stakeholder      | Association of Stakeholders with values                           |
| <i>Discussion</i>     |               | collaborative | Association of Stakeholder with values          | Acceptance of finalised stakeholders influence/ interest matrix   |

Table 3: Activities, the mode of collaboration and the output of the two Design workshops

Table 3 illustrates the workshop activities: Activities are either collaborative if participants interact with each other, or individual if participants have no interactions. At the beginning of workshop 1, all participants conducted a collaborative training to familiarize themselves with Miro. Because status differences are evident in the group and participants (partly) did not know each other beforehand which limits social interactions, both workshops utilized Brainwriting (VanGundy, 1984) as an individual Brainstorming method to identify the stakeholders and design requirements. Both, the rating of stakeholder interest and influence, and the association of these stakeholders with values are performed individually and were analyzed by the research team after the workshops: By averaging participants' rating of stakeholders influence and interest in the solution, the final stakeholders influence / interest matrix and its clusters are identified (Figure 7 of the Supplementary Material). This summarized stakeholder map was accepted by all participants in the second workshop. In order to facilitate that the stakeholders' values are accounted for in the design requirements of the system, the value analysis is performed as an intermediate step between the stakeholder analysis and the requirements elicitation: Each participant individually assigned all relevant values to a subset of stakeholders (Cluster 3 and 4 in Figure 7 of the Supplementary Material) of the overall stakeholder analysis. The strength of stakeholders' association with a value is illustrated in Table 4. The values have been taken from value sensitive design literature (Friedman, Kahn Jr, & Borning, 2020; Hänggli, Pournaras, & Helbing, 2021; Harbers & Neerincx, 2017;

Huldtgren, 2015; Van de Poel, 2015). The value of Excellence has been added by the participants during the first Design Workshop.

The final design requirements (Figure 2) are then elicited by first identifying the requirements associated with each value via brainwriting and then to prioritize those requirements (Average  $\geq 1$  in Table 4). In order to familiarize the workshop participants with these values, a preliminary value association task has been performed with the participants at the end of workshop 1 to prepare them for the second workshop. The chosen brainwriting and clustering approach was tested before the workshops within a diverse focus group consisting of artists, a researcher, and a software developer (FG1 in Table 1).

In the following, the outputs of the two Design Workshops are illustrated: a Stakeholder map (Section 4.2.1), a ranking of values based on their average importance (Section 4.2.2) and value-based design requirements (Section 4.2.3). Moreover, elicited by the associated researchers from the design requirements, design principles that guide the construction of value-sensitive feedback systems (Section 4.2.4) and a system design based on these principles (Section 4.2.5) are illustrated.

#### **4.2.1 Stakeholder Analysis**

Figure 7 of the Supplementary Materials illustrates the participants and interest groups of the feedback system in the form of a Stakeholder map (Rössner, Dapp, & Fach, 2018).

Four clusters are identified: Cluster (1) does not have a positive influence on the construction of the solution and a low to medium interest in it. The cluster contains stakeholders such as suppliers, other libraries, and publishers. Cluster (2) contains the legislation, politics, and public funding institutions. These stakeholders have an influence on the solution while not having a high interest in it. The interest in and possible influence on the solution of Cluster (3) is the highest. These stakeholders are key in the design requirements engineering of Section 4.2.3. This cluster includes the management and experts of the library as well as average employees and customers (e.g. researchers and lecturers). The directorate of the library has the highest interest and influence in the solution. Cluster (4) contains potential users of the system (e.g. students) that have a high interest in the solution but a low influence on its design. As these stakeholders are potential users of the system, their perspective is considered in the design requirements engineering to positively influence the adoption of the solution.

| Value                | Project Lead | Lecturers | Researchers | University Manag. | Issue Desk Staff | Specialist Team | Marketing | Market Research | Mid. Management | Product Manager | Staff | Directorate | Legal Department | Students | Tech./ admin Staff | Avg. | Var. |
|----------------------|--------------|-----------|-------------|-------------------|------------------|-----------------|-----------|-----------------|-----------------|-----------------|-------|-------------|------------------|----------|--------------------|------|------|
| Credibility          | 1            | 3         | 3           | 1                 | 2                | 1               | 2         | 2               | 1               | 3               | 1     | 3           | 0                | 3        | 1                  | 1.80 | 1.03 |
| Simplicity           | 3            | 3         | 3           | 1                 | 3                | 0               | 0         | 1               | 1               | 1               | 1     | 2           | 0                | 3        | 3                  | 1.67 | 1.52 |
| Universal Useability | 2            | 3         | 3           | 1                 | 2                | 1               | 1         | 2               | 1               | 2               | 1     | 0           | 0                | 3        | 3                  | 1.67 | 1.10 |
| Excellence           | 3            | 2         | 3           | 3                 | 0                | 1               | 1         | 0               | 3               | 0               | 1     | 3           | 1                | 0        | 2                  | 1.53 | 1.55 |
| Efficiency           | 1            | 3         | 3           | 0                 | 3                | 0               | 0         | 0               | 1               | 3               | 1     | 3           | 1                | 1        | 0                  | 1.33 | 1.67 |
| Transparency         | 3            | 3         | 3           | 1                 | 1                | 1               | 1         | 3               | 0               | 0               | 0     | 0           | 1                | 0        | 0                  | 1.13 | 1.55 |
| Identity             | 0            | 1         | 1           | 2                 | 1                | 0               | 3         | 0               | 0               | 3               | 3     | 2           | 0                | 0        | 0                  | 1.07 | 1.50 |
| Autonomy             | 2            | 3         | 3           | 0                 | 2                | 2               | 0         | 0               | 0               | 0               | 1     | 0           | 0                | 2        | 1                  | 1.07 | 1.35 |
| Safety               | 0            | 2         | 2           | 2                 | 0                | 0               | 0         | 0               | 1               | 0               | 1     | 0           | 3                | 2        | 2                  | 1.00 | 1.14 |
| Physical Hum. Inter. | 1            | 3         | 0           | 0                 | 2                | 2               | 3         | 0               | 0               | 0               | 3     | 0           | 0                | 1        | 0                  | 1.00 | 1.57 |
| Accountability       | 1            | 1         | 1           | 2                 | 0                | 0               | 1         | 0               | 1               | 2               | 0     | 2           | 1                | 0        | 1                  | 0.87 | 0.55 |
| Responsibility       | 1            | 0         | 0           | 1                 | 3                | 3               | 0         | 0               | 0               | 1               | 3     | 0           | 0                | 0        | 1                  | 0.87 | 1.41 |
| Informed Consent     | 0            | 2         | 2           | 1                 | 0                | 0               | 0         | 1               | 1               | 0               | 0     | 1           | 3                | 0        | 1                  | 0.80 | 0.89 |
| Privacy              | 1            | 1         | 0           | 0                 | 0                | 1               | 0         | 0               | 0               | 0               | 3     | 0           | 3                | 0        | 3                  | 0.80 | 1.46 |
| Inclusiveness        | 1            | 0         | 1           | 1                 | 0                | 1               | 1         | 0               | 3               | 0               | 1     | 1           | 0                | 1        | 0                  | 0.73 | 0.64 |
| Freedom              | 1            | 1         | 2           | 0                 | 0                | 3               | 0         | 0               | 0               | 1               | 1     | 0           | 0                | 1        | 0                  | 0.67 | 0.81 |
| Openness             | 0            | 0         | 1           | 0                 | 1                | 0               | 0         | 2               | 1               | 0               | 2     | 0           | 1                | 2        | 0                  | 0.67 | 0.67 |
| Courtesy             | 0            | 0         | 0           | 0                 | 3                | 1               | 0         | 0               | 0               | 0               | 3     | 0           | 0                | 0        | 2                  | 0.60 | 1.26 |
| Human Welfare        | 0            | 0         | 0           | 3                 | 0                | 0               | 0         | 0               | 1               | 2               | 0     | 3           | 0                | 0        | 0                  | 0.60 | 1.26 |
| Sustainability       | 0            | 0         | 1           | 0                 | 0                | 1               | 3         | 0               | 0               | 1               | 0     | 3           | 0                | 0        | 0                  | 0.60 | 1.11 |
| Calmness             | 0            | 1         | 0           | 0                 | 2                | 0               | 0         | 0               | 0               | 0               | 0     | 0           | 3                | 0        | 1                  | 0.47 | 0.84 |
| Trust                | 1            | 0         | 0           | 0                 | 2                | 1               | 0         | 0               | 0               | 0               | 2     | 1           | 0                | 0        | 0                  | 0.47 | 0.55 |
| Resilience           | 1            | 0         | 1           | 0                 | 1                | 1               | 0         | 0               | 1               | 0               | 0     | 1           | 0                | 0        | 0                  | 0.40 | 0.26 |
| Ownership            | 2            | 0         | 0           | 0                 | 0                | 0               | 0         | 0               | 0               | 3               | 0     | 0           | 0                | 0        | 0                  | 0.33 | 0.81 |
| Unbiased             | 0            | 0         | 1           | 0                 | 0                | 0               | 0         | 0               | 0               | 1               | 1     | 0           | 0                | 0        | 0                  | 0.20 | 0.17 |

Table 4: Strength of stakeholder association for each value: Green (3) - strong, yellow (2) - medium, red (1) - low, white (0) - none, sorted by average strength, as identified by the design workshop participants (Table 1).



Figure 2: A flow chart illustrating the identified values (left), design requirements associated with these values (middle) and the found design-principles facilitating those requirements (right).

#### 4.2.2 Value Analysis

Table 4 illustrates which values the various Stakeholders from Cluster (3) and (4) carry, sorted by strength of association (output of the second Design Workshop). The following values have the strongest association with the stakeholders (average strength  $\geq 1$ ): Credibility, Simplicity, Universal Usability, Excellence, Efficiency, Identity, Autonomy, Safety, and Physical human interaction. These values are considered in the design requirements identification (Section 4.2.3).

#### 4.2.3 Design Requirements

Figure 2 illustrates the identified important values (Section 4.2.2) and the associated design requirements, which are the output of the second Design Workshop (Table 3). Because the directorate is the stakeholder with the greatest influence on and interest in the solution (Section 4.2.1), its values are added to the iden-

tified important values (Section 4.2.2). In total 97 requirements are identified of which 32 are associated with the important values. The full list of requirements are given in Tables 5-7 of the Supplementary Materials.

#### 4.2.4 Design Principles

By grouping the design requirements (Section 4.2.3) into solution clusters, 15 design principles are identified (Figure 2) that guide the construction of a value-sensitive feedback system. Three types of principles are found: i) infrastructure principles informing about technological requirements, ii) feedback principles illustrating the handling of the collected feedback, and iii) interaction principles illustrating the interplay among stakeholders and the system. In the following, these principles are illustrated in greater detail.

**Infrastructure principles:** Feedback system designers should use a public and trustworthy storage infrastructure combined with a transparent computing engine. Moreover, software tools that are created in the construction of the feedback system should integrate into existing software stacks and should be easy to use.

**Feedback principles:** Feedback items should be contextualized such that metadata<sup>7</sup> of feedback (e.g., location of provision, the receiver, or importance) is also stored. A possibility for ranking feedback to visualize the impact of each feedback item should be integrated. Also, the feedback should be aggregated and visualized to the stakeholders of the system and a focus on processes not humans should be put as the content of feedback.

**Interaction principles:** Stakeholders of the system should be enabled to have personal contacts in both, the cyberspace, but also in the physical reality. In particular, customer-customer interactions should be enabled. Anonymity, as well as simple registration and login should be enabled by (re)using already existing pseudonymous identities. Also, participation in the system should be voluntary. Interactions with and within the system should be simple and guided by a respectful behavior. Rewards could be utilized to incentivize feedback provision and personal contact between stakeholders should be facilitated.

#### 4.2.5 System Design

Figure 3 illustrates the system design that is found by instantiating the identified design principles. The mapping of design principles to system design choices is illustrated in the following. Design principles

---

<sup>7</sup>Metadata contributes to usability of information, a quality dimension of data (Cai & Zhu, 2015) which can be implemented utilizing semantic web technologies (Ballandies & Pournaras, 2021)

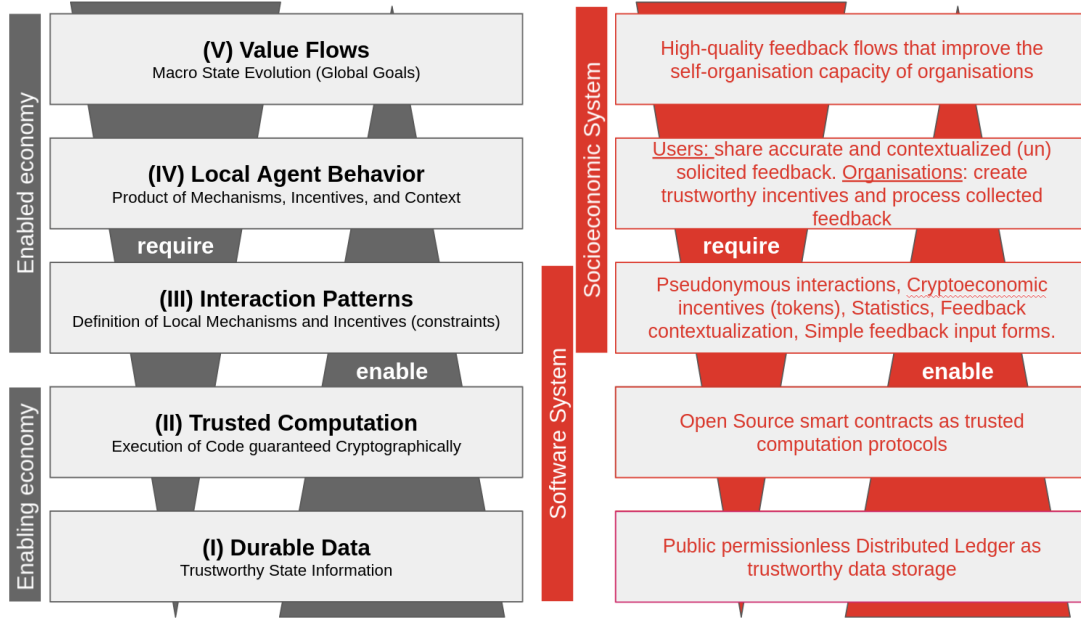


Figure 3: Utilizing the model of Zargahm (2018) (left, grey), the interaction of the socio-economic feed4org system with its underlying software system is illustrated (red, right) (adapted from Ballandies, Dapp, Degenhart, and Helbing (2021)).

that are related to the instantiation of the software artifact are illustrated in Section 4.3.

**Distributed Ledger:** A distributed ledger is a distributed data structure, whose entries are written by participants of a consensus mechanism after reaching an agreement on the validity of the entries. Such a consensus mechanism is called permissionless, if the public can participate in it, otherwise it is called permissioned (Ballandies, Dapp, & Pournaras, 2021). A permissionless distributed ledger (e.g. blockchain) affords a public and trustworthy storage, which in turn facilitates a transparent computing engine if open source smart contracts are utilized as trusted computation protocols. With these protocols, interactions patterns can be implemented in the platform that define what users of the system can or cannot do (Ballandies, Dapp, Degenhart, & Helbing, 2021): (i) blockchain-based cryptoeconomic incentives in the form of tokens can be defined and awarded as rewards to users for the provision of high-quality feedback or respectful behavior; (ii) Also, diverse and trustworthy statistics can be aggregated and shown to the stakeholders of the system by analyzing the publicly accessible data storage via trusted computing protocols; (iii) Moreover, public distributed ledgers (e.g. Bitcoin) do not restrict the creation of user identities (Ballandies, Dapp, & Pournaras, 2021) (e.g. no know your customer policies), thus each user can decide how much information is revealed about their identity which facilitates pseudonymous interactions among stakeholders; (iv) Also, by open sourcing the code basis, a transparent code access is facilitated.

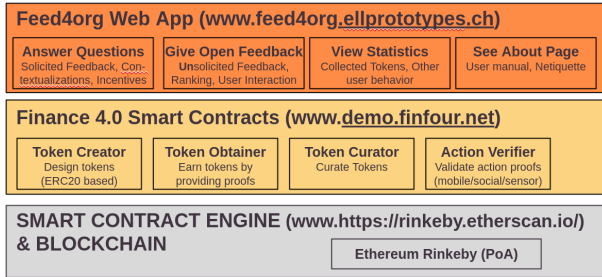


Figure 4: Software Stack of the feed4org app.

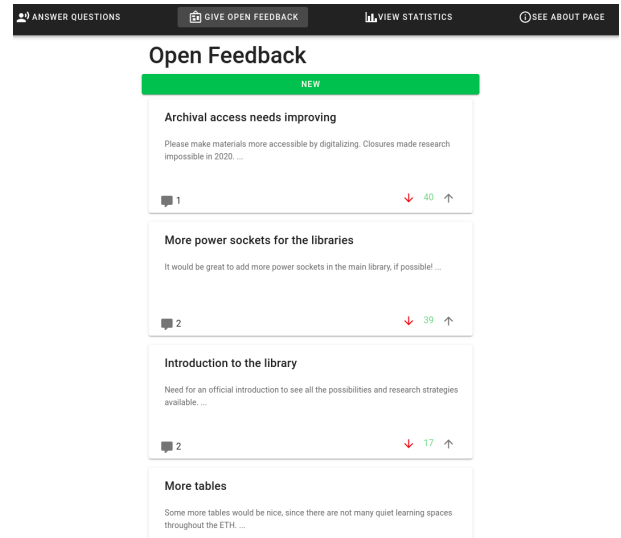


Figure 5: Open Feedback View (feedback wall) of the software artifact.

**Contextualization and incentives:** In order to improve the processing and depth of the collected feedback, which is associated with feedback quality (Mudambi & Schuff, 2010), users are enabled to contextualize their feedback with meta-properties such as the importance of the feedback, their satisfaction with the answer options, general comments, and the target audience to which their feedback is directed. Also, the system provides solicited (survey style questions, e.g. Figure 6) and unsolicited (reddit style forum, e.g. Figure 5) input forms such that diverse feedback can be collected and user-user interactions are facilitated. The system encourages both, the provision of solicited feedback and the contextualization of this feedback, by incentivizing stakeholders with cryptoeconomic rewards in the form of tokens.

**Cyber-physicality:** Personal contact is enabled by following a cyber-physical approach: Stakeholders can interact via the created software artifact but are also encouraged to meet physically<sup>8</sup> at the library facilities by i) including interactive answer options such as taking photos at the library facility and ii) turning spots in the library into "real-time digital voting centers" (Hänggli et al., 2021), e.g. via the proof of witness presence (Pournaras, 2020).

### 4.3 Construct Solution

Utilizing agile development, a software artifact is constructed that is evaluated by demonstration in a focus group (Figure 1): Based on the identified requirements (Section 4.2.3), design principles (Sec-

<sup>8</sup>The physical approach has been removed from the user study (Section 4.4) due to the COVID-19 restrictions at the time and location of the experiment.


ANSWER QUESTIONS

GIVE OPEN FEEDBACK

VIEW STATISTICS


SEE ABOUT PAGE


group: B




Are you aware of / do you use the e-rara platform?

☐ a) I am not aware of this.
 ☐ b) I am aware of this but I never use it.
 ☐ c) I am aware of this and I use it.


Importance


Satisfaction


Comment

SUBMIT

Figure 6: Answer View - Entry point to the feed4org app where the organization can ask for solicited feedback. Users have the possibility to contextualize the feedback with its importance or their satisfaction. Moreover, each feedback item can be commented.

tion 4.2.4) and system design (Section 4.2), a software artifact is created to incentivize the provision of high-quality feedback to organizations. Figure 4 illustrates the software stack: A web app is built using the VUEjs<sup>9</sup> framework, on top of the Finance 4.0 software stack (Ballandies, Dapp, Degenhart, & Helbing, 2021; Ballandies, Dapp, Degenhart, Helbing, Klauser, & Pardi, 2021), which enables the creation of cryptoeconomic incentives in the form of tokens. By utilizing the Finance 4.0 software stack, the trustworthy data storage and computation engine of the Ethereum blockchain is utilized that facilitates durable data and trusted computation as required by the system design (Section 4.2.5). Moreover, Finance 4.0 facilitates the creation of tokens and proof verifications for awarding these tokens to feedback providers. The web app consists of four main components: i) Answer Question view that facilitates the provision of solicited feedback and the awarding of cryptoeconomic incentives, ii) Give Open Feedback view where users can provide unsolicited feedback, iii) View Statistics that informs users about their collected cryptoeconomic tokens and the behavior of others users and iv) See About Page where information about the app and a Netiquette are displayed. In the following, these components are illustrated in greater detail.

#### 4.3.1 Answer Questions

When users enter the app, they have the possibility to give feedback on questions posed by the library (Figure 6). These questions focus on processes and services of the library as required by the design

<sup>9</sup><https://vuejs.org/>, last accessed: 2021-10-17

|                        | Money Token                 | Context Token                       |
|------------------------|-----------------------------|-------------------------------------|
| Supply                 | <i>Capped</i>               | <i>Uncapped</i>                     |
| Burn                   | <i>No</i>                   | <i>Yes</i>                          |
| Transfereability       | <i>Yes</i>                  | <i>Yes</i>                          |
| Creation Condition     | <i>None</i>                 | <i>Action</i>                       |
| Unconditional Creation | <i>All</i>                  | <i>None</i>                         |
| Source of Value        | <i>Action: Swiss Francs</i> | <i>Act.: Voting &amp; Leader B.</i> |

Figure 7: Token Design of the utilized cryptoeconomic incentives utilizing the DLT system taxonomy (Ballandies, Dapp, & Pournaras, 2021).

|             |                     | Total | user     |          | unaw.-user |          |
|-------------|---------------------|-------|----------|----------|------------|----------|
|             |                     |       | <i>C</i> | <i>T</i> | <i>C</i>   | <i>T</i> |
|             |                     |       | 18       | 54       | 15         | 45       |
| Feed-back   | <i>Solicited</i>    | 21286 | 71.5     | 189.7    | 63.9       | 195.5    |
|             | <i>Unsolicited</i>  | 55    | 0.8      | 0.5      | 0.2        | 0.2      |
| Con-text    | <i>Importance</i>   | 6018  | 28.4     | 52.1     | 33.5       | 48.6     |
|             | <i>Satisfaction</i> | 5692  | 26.9     | 50.3     | 22.5       | 47.9     |
|             | <i>Comments</i>     | 2107  | 15.2     | 19.1     | 9.3        | 14.7     |
| Navigate to | <i>Question</i>     | 6990  | 19.9     | 65.6     | 15.8       | 63.3     |
|             | <i>Statistics</i>   | 3605  | 11       | 35.9     | 10.3       | 29.2     |
|             | <i>Open feed.</i>   | 3094  | 14.6     | 30.3     | 7.8        | 23.9     |
|             | <i>About View</i>   | 549   | 3        | 5        | 1.4        | 4.5      |

Table 5: Total and mean amount of interactions with the software artifact for the 132 experiment participants and the treatment (T, with token incentives) and control group (C, no token incentives) for users and unaware-users.

principles (Figure 2). The following question types are implemented: Single-choice, multiple-choice, likert scales, open text, and combinations of these options.

**Contextualization:** In addition to answering questions, users can contextualize their answers by clicking on the contextualization buttons (bottom buttons in Figure 6). Three types of contextualizations are implemented. Users can state with the Importance contextualization how important the question is for the library to improve their services, with the Satisfaction contextualization how satisfied they are with the range of answer options and with the Comment contextualization to provide further comments in an open feedback form (Figure 10 of the Supplementary Materials).

**Cryptoeconomic incentivization** in the form of blockchain-based tokens is utilized via the Finance 4.0 platform to incentivize the provision of feedback. Figure 7 illustrates the design choices of the utilized cryptoeconomic incentives using a taxonomy for DLT systems (Ballandies, Dapp, & Pournaras, 2021), as performed by Dobler, Ballandies, and Holzwarth (2019):

The Money token is pre-mined and is pegged to the Swiss franc, thus being a stable coin collateralized with a fiat currency (Mita, Ito, Ohsawa, & Tanaka, 2019). Each token unit is worth 0.20 CHF. For each answered question, the user is rewarded with a token unit.

The Context token is created whenever a contextualization action is performed and awarded to the feedback provider. Thus, this token is not capped, but its amount illustrates the number of contextualization actions performed in the system. Users can utilize this token to vote on the importance of unsolicited feedback (Section 4.3.2). Moreover, the token is utilized to rank users in a leader board,

which is displayed to all users in the View Statistics view of the app (Section 4.3.3).

#### **4.3.2 Give Open Feedback**

Via the Navigation bar (top bar in Figure 6), users can switch to the Give Open feedback view. This view is based on the best practice mechanisms "feedback wall" of the library identified in Section 4.1.3 and thus could be the integration point of this software artifact into the existing library software stack as required by a design principle. Via the feedback wall, users can provide unsolicited feedback to the organization. This paper extends this mechanism by i) enabling users to up and downvote a feedback item, facilitating the design principle of ranking feedback items, ii) to comment on a feedback item, facilitating personal contacts among users (user-user interaction), and iii) to provide area tags on a feedback item that connects it with strategic action areas of the library where the management of the library aims to improve their services. In order to up and downvote a feedback item, users are required to spend a unit of the context token (Section 4.3.1).

#### **4.3.3 View Statistics**

In the statistics view (Figure 11 of the Supplementary Material), users are informed about the amount of collected cryptoeconomic tokens. Moreover, the behavior of other users is displayed in a leaderboard that illustrates how many context tokens other users in the system collected. This facilitates the design principles of collecting statistics.

### **4.4 Use Solution**

The software artifact is utilized in a four-day long real-time experiment to collect feedback from library customers. The collected feedback is then evaluated by both, statistical analysis, and a focus group consisting of library employees (FG3 in Table 1).

The experiment has been conducted in collaboration with the ETH Decision Science Laboratory<sup>10</sup>, who recruited the participants, guaranteed a fair compensation (10 CHF show-up fee, 30 CHF/h mean compensation), and facilitated anonymity for the participants by separating their identity information from the experiment data: The research team has only access to the latter. The four-day experiment setup has been approved by the ETH Zurich Ethics commission (Section 2 of the Supplementary Material), application number: EK 2021-N-22. In total, 132 users participated in four waves receiving in total

---

<sup>10</sup>ETH Decision Science Laboratory provides infrastructures and services for researchers to perform human subject trials in the intersecting areas of Decision and Behavioral Sciences: <https://www.descil.ethz.ch/> (last accessed: 2022-03-11)

5309.75 CHF as compensation (on average 40.23 CHF). The total experiment cost including lab cost was 6034.80 CHF. The software artifact and the experiment setup were evaluated with demonstrations before the experiment in two focus group meetings with library employees, artists, and a researcher (FG2 in Table 1). The finalized experiment setup is composed as follows: At the beginning of each wave, participants obtained onboarding materials (Section 6.2.1 of the Supplementary Material) in which they are introduced to the app and answered demographic questions, Computer Self-Efficacy (adapted from Compeau and Higgins (1995); Thatcher, Zimmer, Gundlach, and McKnight (2008) as performed in Sun, Wright, and Thatcher (2019)) and Personal Innovativeness in IT (adapted from Agarwal and Karahanna (2000) as performed in Sun et al. (2019)) questions.

During the experiment phase, participants utilized the software artifact and provided feedback to Library 1. In the exit phase, users answered a questionnaire that included a UTAUT (Section 3 of the Supplementary Material, adapted from Venkatesh, Thong, and Xu (2012)) and questions regarding the value of cryptoeconomic tokens (Ballandies, Dapp, Degenhart, Helbing, Klauser, & Pardi, 2021). After the experiment, a focus group consisting of Library 1 employees (FG3 in Table 1) evaluated the quality of collected feedback.

In total, 132 participants completed the study with an average age of 23.2 years. Of these, 51.5 % are male, 47.0 % are female and 1.5 % do not want to reveal their gender. On average, the participants self-report to be modest computer self-effective ( $2.8^{11}$  computer self-efficacy (Sun et al., 2019)) and innovative in IT (2.4 innovativeness in IT (Sun et al., 2019)). Moreover, 54.5 % of the participants are utilizing the services of the library that is focus of this study. 99 participants received the treatment in form of cryptoeconomic tokens. In the following, user interactions with the App and user responses to the exit survey, and the evaluation of the focus group are illustrated.

#### **4.4.1 App interactions**

Table 5 illustrates the user interactions with the software artifact. In total, 21286 solicited feedback items and 13817 contextualizations are collected from users which indicates a high useability of the artifact. In particular, the scoring on the UTAUT (Table 6) for the effort expectancy (2.83) validates the design principle of simple user input/ self-explanatory UI (Figure 2): Above all, it is easy for participants to learn using the software artifact (3.00). The focus group (FG4 in Table 1) indicated that this might be due to the clear focus in the design of the question answering and contextualization views which does

---

<sup>11</sup> Average value on a 5-point likert scale (0 - strongly disagree to 4 - strongly agree).

| Construct         | QID            | Mean | CI (95%) low | CI (95%) up | Stdev | N     |
|-------------------|----------------|------|--------------|-------------|-------|-------|
| Effort Expectancy | UTAUT_5        | 3.00 | 2.87         | 3.13        | 0.78  | 132   |
|                   | UTAUT_6        | 2.77 | 2.62         | 2.91        | 0.85  | 132   |
|                   | UTAUT_7        | 2.92 | 2.77         | 3.07        | 0.86  | 130   |
|                   | UTAUT_8        | 2.63 | 2.47         | 2.79        | 0.91  | 132   |
|                   | <i>Average</i> | 2.83 | 2.68         | 2.98        | 0.85  | 131.5 |
| Token Value       | FIN4_1         | 2.54 | 2.27         | 2.81        | 1.36  | 99    |
|                   | FIN4_2         | 3.19 | 2.97         | 3.42        | 1.13  | 99    |
|                   | FIN4_3         | 2.71 | 2.45         | 2.97        | 1.32  | 99    |
|                   | <i>Average</i> | 2.81 | 2.56         | 3.07        | 1.27  | 99    |

Table 6: Mean, lower/ upper 95 % confidence interval, standard deviation and number of participant answers of the constructs of effort expectancy (UTAUT, Table 8 of the Supplementary Material) and token value (Ballandies, Dapp, Degenhart, & Helbing, 2021) of Evaluation 4 that utilize a 5-point likert scale (0 - strongly disagree to 4 - strongly agree). Token value is evaluated only for the treatment group as the control group did not utilize tokens.

not utilize unnecessary design elements.

Table 7 illustrates the usefulness evaluation of the artifact by the participants. Both, the treatment (2.82) and the control (2.80) group evaluate the features of the artifact as useful on average. In particular, the statistics view has been evaluated as most useful in the treatment group, whereas the control group rated the open feedback view as most useful.

Figure 12 of the Supplementary Material illustrates the user interactions with the software artifact in a heatmap. The plots are obtained from hotjar<sup>12</sup>. The importance (6018) and satisfaction (5692) contextualization are more often utilized than the comment (2107) contextualization.

Figure 5 illustrates the obtained unsolicited feedback and the participants ranking of these items for the fourth experiment round. A focus group (FG4 in Table 1) evaluated the content and the ranking of the unsolicited feedback as useful for improving the library services because the mechanism highlights the most important feedback items. Moreover, the focus group highlighted the innovativeness and useability of combining solicited and unsolicited feedback into one software artifact, because it facilitates the combination of quantitative and qualitative analysis. In particular, the group was positively surprised about the quantity of provided unsolicited feedback, though it was not incentivized. Also, the focus group stated that because the existing library wall had been utilized in the software artifact, an integration of the tool into the infrastructure and processes of the organization would be simple and should be initiated.

<sup>12</sup>Hotjar provides a visual way to discover, consolidate, and communicate user needs: <https://www.hotjar.com/>, last accessed: 2021-09-29

| Usefulness                            | Mean     |                   | Variance |          |
|---------------------------------------|----------|-------------------|----------|----------|
|                                       | <i>T</i> | <i>C</i>          | <i>T</i> | <i>C</i> |
| <i>Question Answering</i>             | 2.95     | 3.06              | 0.76     | 0.43     |
| <i>Contextualization of questions</i> | 2.93     | 2.67              | 0.64     | 0.98     |
| <i>Statistics</i>                     | 2.96     | 2.76              | 0.95     | 0.81     |
| <i>Open feedback</i>                  | 2.82     | 3.09              | 0.77     | 0.59     |
| <i>About page</i>                     | 2.59     | 2.33              | 0.69     | 0.92     |
| <i>Tokens</i>                         | 2.71     | 1.88              | 1.07     | 0.80     |
| <i>Up/ down voting</i>                | 2.80     | 2.88              | 0.89     | 0.61     |
| <b>Average</b>                        | 2.82     | 2.80 <sup>a</sup> | 0.82     | 0.73     |

Table 7: Mean and variance of responses by the treatment (N=99) and control (N=33) group to the question "How useful did you find the following features of the app", utilizing a 5-point likert scale (0 - strongly diasagree to 4 - strongly agree).

<sup>a</sup>Because the control group did not utilize tokens, its usefulness evaluation is removed from the calculation of the control groups average.

|                    |   | Mean     |          | Variance |          |
|--------------------|---|----------|----------|----------|----------|
|                    |   | <i>T</i> | <i>C</i> | <i>T</i> | <i>C</i> |
| <b>Contextual.</b> | <i>I found the contextualization options restricting.</i>     | 1.55     | 1.82     | 0.78     | 0.84     |
|                    | <i>I wanted to have more contextualization options.</i>       | 1.88     | 2.15     | 1.05     | 0.95     |
| <b>Rewards</b>     | <i>I found the rewards fair.</i>                              | 2.71     | 2.39     | 0.8      | 0.62     |
|                    | <i>I understand how the rewards have been assigned to me.</i> | 2.4      | 0.94     | 1.77     | 0.81     |
|                    | <i>I know at which time the rewards were assigned to me.</i>  | 2.67     | 1.09     | 1.46     | 1.27     |

Table 8: Mean and variance of responses to the contextualization options and assignment of rewards by the treatment (N=99) and control (N=33) group, utilizing a 5-point likert scale (0 - strongly diasagree to 4 - strongly agree).

#### 4.4.2 Feedback contextualization

The participants of the experiment evaluated the contextualization feature of the software artifact as useful (Table 7). In particular, the contextualization options are neither perceived as restricting nor do users want to have on average more contextualization options (Table 8). This indicates that the chosen contextualization options are sufficient for the users to express themselves.

Table 9 illustrates the percentage of contextualizations performed by experiment participants for each question type. The satisfaction (26.9%) and importance (28.4%) contextualizations are utilized more often than the comment (9.6%) contextualization. Multiple-choice and likert scales are chosen above average for comment contextualization, indicating its potential to contextualize the answer for these question types.

The focus group (FG4 in Table 1) evaluated the contextualization of solicited and unsolicited feedback as innovative and useful improving the quality of the collected feedback. In particular, the focus group evaluated the contextualization of solicited feedback items as an enabler for i) an identification of

| <b>Question Type</b>               | <b>#Answers</b> | <b>Contextualization percentage</b> |                   |                |
|------------------------------------|-----------------|-------------------------------------|-------------------|----------------|
|                                    |                 | <i>Satisfaction</i>                 | <i>Importance</i> | <i>Comment</i> |
| <i>choice-multiple</i>             | 1704            | 0.290                               | 0.301             | 0.124          |
| <i>choice-multiple-single</i>      | 1324            | 0.272                               | 0.286             | 0.088          |
| <i>choice-multiple-single-text</i> | 918             | 0.258                               | 0.291             | 0.073          |
| <i>choice-multiple-text</i>        | 952             | 0.257                               | 0.268             | 0.068          |
| <i>choice-single</i>               | 8363            | 0.263                               | 0.276             | 0.091          |
| <i>choice-single-text</i>          | 668             | 0.271                               | 0.270             | 0.096          |
| <i>likert</i>                      | 3531            | 0.270                               | 0.287             | 0.127          |
| <i>text-input</i>                  | 3826            | 0.267                               | 0.290             | 0.097          |
| <b>Average</b>                     |                 | <i>0.269</i>                        | <i>0.284</i>      | <i>0.096</i>   |

Table 9: Total number of questions answered per question type and percentage of questions for which a contextualization is performed.

weakly formulated questions by analyzing those with low satisfaction rating via the comment contextualization, ii) identification of feedback items that are important for the library to improve their services by focusing on those items that have a high importance rating and iii) a differentiated view on given feedback by comparing rating behavior of all users with those that found the question important to improve the library service (Figure 13 of the Supplementary Material). In particular, this differentiated view on given feedback is described as "very interesting, because it enables a better interpretation of answers".

The ranking of unsolicited feedback is evaluated as useful because it enables prioritization of unsolicited feedback which is not possible with the current implementation of the feedback wall in the library. Moreover, the combination of unsolicited with solicited feedback in one software tool has been evaluated "as a very useful approach for the library" as it facilitates a combination of quantitative and qualitative analysis.

#### 4.4.3 Token Incentives

The token feature of the software artifact is evaluated as useful by the treatment group (Table 7). In particular, the token carries value for that group (Table 6). Table 5 illustrates the impact of token incentives on the amount of provided feedback and contextualizations. On average, the treatment group provided more solicited feedback and contextualizations than the control group. The latter indicates that the incentives are encouraging participants to increase the depth of their feedback and thus its quality (Burtch et al., 2018; Mudambi & Schuff, 2010). Unaware-users of the library services are incentivized to increase the amount of solicited feedback, indicating the potential of the chosen incentives to mobilize non-customers of the library to provide feedback. Nevertheless, in the mean, the control group gave more unsolicited feedback than the treatment group, which might be due to the following: Providing

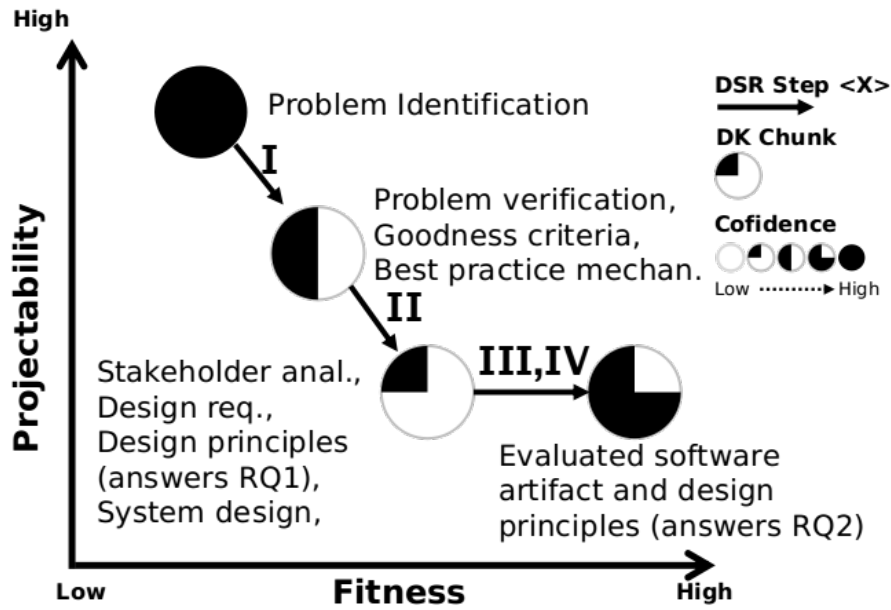


Figure 8: The contributions of the four steps of the research methodology (I-IV in Figure 1) with regards to projectability (of the research context to new research contexts), fitness (of solving the target problem) and confidence (in the evaluation of the solution) of the design knowledge (DK) chunks of the research process as introduced in Vom Brocke et al. (2020).

unsolicited feedback is not incentivized. Thus, users have to have intrinsic motivation, which might be crowded out in the treatment group with the applied incentives (Osterloh & Frey, 2000).

## 5 Discussion

### 5.1 Design science as a journey

This study reports on a DSR process, that creates and evaluates multiple DSR artifacts. The study is an example of conducting a DSR *journey*, as suggested by Vom Brocke et al. (2020), which aims to accumulate design knowledge across multiple intermediate designs. Figure 8 illustrates this journey by connecting the design knowledge chunks obtained from each step of the DSR methodology (Section 3): The research background (Section 2) revealed a broad problem space when it comes to feedback provision within and to organisations. In Step I in Figure 8, this problem space is contextualized with risks and challenges that arise in feedback provision for the context of library organisations. In particular, goodness criteria in form of important values (e.g. the values of simplicity or physical human interactions) are elicited (Section 4.1.2). Moreover, solutions in the form of best-practice mechanisms (e.g. the feedback wall) for feedback collection are identified (Section 4.1.3). In step II in Figure 8, the problem space is further contextualized by identifying key stakeholders (Section 4.2.1) and design requirements (Section 4.2.3) for a system that focuses on feedback provision from customers to a library organization. Based

on these requirements, the fitness of the solution is enhanced with novel design principles (Section 4.2.4) and system design (Section 4.2.5), which answers the first research question (Section 1). Nevertheless, the confidence in the problem solution link is low as it is not externally evaluated. In step III in Figure 8, the design knowledge is amplified by instantiating a solution in the form of a software artifact (Section 4.3), which is evaluated in demonstrations. This evaluation is extended in step IV in Figure 8 by both, analyzing the behavior of library customers interacting with the artifact, and a focus group consisting of library employees that evaluated the quality of the collected feedback (Section 4.4). This combination of quantitative and qualitative validations facilitates the confidence in the problem solution link and answers the second research question: It is found that the instantiated solution of the design principles in the constructed system design (Section 4.2.5) results in a software artifact (Section 4.3) that is useful (Section 4.4.1) and advances current systems by addressing the challenges identified in Section 4.1: i) The applied incentives carry value for the participants (Section 4.4.3) and mobilise unaware-customers of the library service to provide feedback, when compared to both, a control group and a treatment group consisting of library customers (Section 4.4.3). Also, the combination of two incentives results in an increase of feedback items (breadth) while improving the quality (depth) of collected feedback measured in amount of contextualization actions (Section 4.4.3). ii) Feedback is highlighted by ranking unsolicited feedback items (Section 4.4.1) and thus the visibility is increased; iii) Contextualizing solicited feedback enables an identification of important feedback and improving the quality of posed questions for solicited feedback (Section 4.4.2).

## **5.2 Design principles revisited**

The discussion of the previous section illustrates how the identified design principles facilitate the construction of a CFS that is useful and improves the status quo of feedback provision. Table 10 illustrates the identified design principles, their implementation in the software artifact, the evaluation of these implementations and the associated findings.

Due to the Covid-19 policy at the research institute, physical interactions were restricted. Thus, the physicality in the principle of cyber-physical interactions (ID 10 in Table 10) had not been facilitated in the experiment. Nevertheless, the value of physical human interactions had been identified as important for the stakeholders in the interviews (Section 4.1) and the design workshops (Section 4.2). Thus, we recommend that the impact of mechanisms that require physical interactions for feedback provision

| #  | C.             | Design Principle                                 | Ex. | Implementation  | Eval. |    | Finding                          |
|----|----------------|--|-----|---|-------|----|----------------------------------|
|    |                |  |     |   | U     | FG |                                  |
| 1  | Infrastructure | Use a public and trustworthy storage             | x   | Blockchain (Ethereum)   |       |    |                                  |
| 2  |                | Use a transparent computing engine               | x   | Smart Contracts   |       |    |                                  |
| 3  |                | Integrate into exist. software stacks            | x   | Library tool (feedback wall) as entering point; finance 4.0 as infrastructure |       | x  | simple integr. in exist. proces. |
| 4  |                | Create a self-explanatory UI                     | x   | Reused existing interfaces (Google, Reddit, Stackover.)                       | x     | x  | fast onboarding; low-threshold   |
| 5  | Feedback       | Enable contextualizton of feedback               | x   | Dedicated views   | x     | x  | exhaustive; impr. post-analysis  |
| 6  |                | Focus on processes                               | x   | Process related topics in solicited feedback                                  |       |    |                                  |
| 7  |                | Rank feedback                                    | x   | Up/ down voting of unsolicited feedback                                       |       | x  | Enables prioritization           |
| 8  |                | Visualize (feedb.) statistics                    | x   | Dedicated statistics view   | x     |    | High usefulness                  |
| 9  |                | Combine solicited & unsol. feedback collection   | x   | Dedicated views   |       | x  | Quant. and qual. eval            |
| 10 | Interaction    | Enable cyber-physical interactions               |     | Interactive answering options; real-time digital voting centers               |       |    |                                  |
| 11 |                | (Re)use already existing pseudonymous identities | x   | Blockchain addresses  |       |    |                                  |
| 12 |                | Build an opt-in system                           | x   | No force applied on users to join   |       |    |                                  |
| 13 |                | Facilitate respect. behavior                     | x   | Nettiquette   |       |    |                                  |
| 14 |                | Facilitate simple user input                     | x   | Reused existing interfaces (Google, Reddit, Stackover.)                       | x     |    | Low-threshold in utilization     |
| 15 |                | Utilize incentives                               | x   | Blockchain-based tokens   | x     |    | Improves quant. and quality      |
| 16 |                | Allow permissionless code access                 | x   | Published code on github  |       |    |                                  |
| 17 |                | Enable personal interactions                     | x   | Comments on unsolicited feedback; private messages                            |       |    |                                  |

Table 10: The Finalised Design Principles for customer feedback systems per category (C.) illustrating if the principles have been applied in the artifact utilized in the experiment (EX.), how the principle has been implemented in the software artifact (Implementation), if it has been evaluated by the users (U) or focus group (FG), and the findings of these evaluations.

should be evaluated in future work.

Four of the design principles (ID 1, 2, 11, 15 in Table 10) are afforded by the blockchain technology which illustrates the useability of this technology for CFS. In particular, blockchain-based cryptoeconomic incentives represent a novel class of incentives that can motivate users to improve the breadth and depth of shared feedback.

This work includes the existing unsolicited feedback provision mechanism of the library (library wall, Section 4.1.3) to account for the design principle of integrating into existing software stacks (ID 3 in Table 10). This did not only facilitate the principle of simple integration into existing library processes, but resulted also in the combination of solicited and unsolicited feedback provision in one software artifact. This has been identified by the experts of the focus group (FG4 in Table 1) as innovative and useful. In particular, it facilitates the combination of quantitative and qualitative analysis. Because of that, we added the principle of combining solicited and unsolicited feedback collection to the design principles (ID 9 in Table 10).

The contextualization of feedback (ID in Table 10) has been evaluated by both, the experiment participants and the focus group as useful. In particular, amongst others, it enables a differentiated post-analysis of the feedback by comparing rating behavior of users based on the given contextualizations (Section 4.4.2).

## **6 Conclusion**

This paper argues that the feedback provision to organizations via software artifacts can be improved by following the design principles identified in this work (Table 10). In particular, in this way a system can be instantiated that is useable, motivates users to provide feedback and that improves the quality of the collected information. By considering values of stakeholders explicitly in the design steps of an established Design Science Research methodology, this work accounts for both, i) the alignment of the created system with stakeholder values such as credibility and autonomy, and ii) an innovation in the way how feedback is provided to organizations by means of blockchain-based incentivization and contextualized information. Hence, the principles (Table 10) can be utilized by decision makers and managers to create novel value-sensitive and status quo-improving customer feedback systems.

The results point to various avenues for future research. Firstly, the software artifact and the instantiated system could be utilized in organizations other than libraries to evaluate the generality of the found

design principles and thus increase the confidence in the problem-solution link. Secondly, the reduced provision of unsolicited feedback by the control group when compared to the treatment group indicates a crowding out of intrinsic motivation. This could be validated in future work by further analyzing the interplay of the applied incentivizes. In particular, because we found that the quality of provided feedback in form of contextualizations is improved by applying cryptoeconomic incentives while increasing the quantity, future studies could investigate the impact of varying combinations of cryptoeconomic incentives on the characteristics of provided feedback to identify an optimal combination of incentives. Third, considering the importance of values for humans and the findings of this work, the DSR community could theorize how value-sensitive design methods can be integrated in established DSR methodologies to make design knowledge comparable across application domains and to enhance the confidence in problem-solution links.

## References

- Agarwal, R., & Karahanna, E. (2000). Time flies when you're having fun: Cognitive absorption and beliefs about information technology usage. *MIS quarterly*, 665–694.
- Anderson, C., & Brown, C. E. (2010). The functions and dysfunctions of hierarchy. *Research in organizational behavior*, 30, 55–89.
- Ballandies, M. C., Dapp, M. M., Degenhart, B. A., & Helbing, D. (2021). Finance 4.0: Design Principles for a value-sensitive Cryptoeconomic System to address sustainability . *ECIS 2021 Research Papers*, 62(62).
- Ballandies, M. C., Dapp, M. M., Degenhart, B. A., Helbing, D., Klauser, S., & Pardi, A.-L. (2021). Finance 4.0-a socio-ecological finance system. In *Finance 4.0-towards a socio-ecological finance system* (pp. 53–89). Springer, Cham.
- Ballandies, M. C., Dapp, M. M., & Pournaras, E. (2021). Decrypting distributed ledger design—taxonomy, classification and blockchain community evaluation. *Cluster Computing*, 1–22.
- Ballandies, M. C., & Pournaras, E. (2021). Mobile link prediction: Automated creation and crowd-sourced validation of knowledge graphs. *Microprocessors and Microsystems*, 87, 104335.

- Birch-Jensen, A., Gremyr, I., & Halldórsson, Á. (2020). Digitally connected services: Improvements through customer-initiated feedback. *European Management Journal*, 38(5), 814–825.
- Burtch, G., Hong, Y., Bapna, R., & Griskevicius, V. (2018). Stimulating online reviews by combining financial incentives and social norms. *Management Science*, 64(5), 2065–2082.
- Cai, L., & Zhu, Y. (2015). The challenges of data quality and data quality assessment in the big data era. *Data science journal*, 14.
- Casey, M. E., & Savastinuk, L. C. (2006). Library 2.0: Service for the next-generation library. *Library journal*, 131(14), 40.
- Celuch, K. G., Robinson, N., & Walz, A. (2011). In search of the gift of feedback: The moderating role of trust on retailer-customer communication. In *American marketing association educators' proceedings* (Vol. 22, pp. 494–501).
- Chandratre, A., & Garg, S. (2019). Blockchain based course feedback system. *SSRN Electronic Journal*.
- Chase, R. B., & Hayes, R. (1991). Beefing up operations in service firms. *Sloan Manage review*, 33(1), 15–26.
- Compeau, D. R., & Higgins, C. A. (1995). Computer self-efficacy: Development of a measure and initial test. *MIS quarterly*, 189–211.
- Culnan, M. J. (1989). Designing information systems to support customer feedback: An organizational message system perspective.
- Dapp, M. M. (2019). Toward a sustainable circular economy powered by community-based incentive systems. In *Business transformation through blockchain* (pp. 153–181). Springer.
- Dapp, M. M., Helbing, D., & Klauser, S. (2021). *Finance 4.0-towards a socio-ecological finance system: A participatory framework to promote sustainability*. Springer Nature.
- de Langhe, B., Fernbach, P. M., & Lichtenstein, D. R. (2015, 09). Navigating by the Stars: Investigating the Actual and Perceived Validity of Online User Ratings. *Journal of Consumer Research*, 42(6), 817–833. Retrieved from <https://doi.org/10.1093/jcr/ucv047> doi: 10.1093/jcr/ucv047
- Dobler, M., Ballandies, M., & Holzwarth, V. (2019). On the extension of digital ecosystems for scm

- and customs with distributed ledger technologies requirements analysis, innovation assessment, and prototype design for the lake constance region. In *2019 ieee international conference on engineering, technology and innovation (ice/itmc)* (pp. 1–8).
- Dresing, T., & Pehl, T. (2010). Transkription. In G. Mey & K. Mruck (Eds.), *Handbuch qualitative forschung in der psychologie* (pp. 723–733). Wiesbaden: VS Verlag für Sozialwissenschaften.
- Friedman, B., Howe, D. C., & Felten, E. (2002). Informed consent in the mozilla browser: Implementing value-sensitive design. In *Proceedings of the 35th annual hawaii international conference on system sciences* (pp. 10–pp).
- Friedman, B., Kahn, P. H., Borning, A., & Hultdtgren, A. (2013). Value sensitive design and information systems. In *Early engagement and new technologies: Opening up the laboratory* (pp. 55–95). Springer.
- Friedman, B., Kahn Jr, P. H., & Borning, A. (2020). Value sensitive design and information systems. In *The ethics of information technologies* (pp. 289–313). Citeseer.
- Gipp, B., Breiting, C., Meuschke, N., & Beel, J. (2017). Cryptsubmit: introducing securely times-tamped manuscript submission and peer review feedback using the blockchain. In *2017 acm/ieee joint conference on digital libraries (jcdl)* (pp. 1–4).
- Gössling, S., Hall, C. M., & Andersson, A.-C. (2018). The manager’s dilemma: a conceptualization of online review manipulation strategies. *Current Issues in Tourism*, 21(5), 484–503.
- Hänggli, R., Pournaras, E., & Helbing, D. (2021). Human-centered democratic innovations with digital and participatory elements. In *Dg. o2021: The 22nd annual international conference on digital government research* (pp. 227–233).
- Harbers, M., & Neerincx, M. A. (2017). Value sensitive design of a virtual assistant for workload harmonization in teams. *Cognition, Technology & Work*, 19(2), 329–343.
- Hevner, A., & Chatterjee, S. (2010). Design science research in information systems. In *Design research in information systems* (pp. 9–22). Springer.
- Hevner, A. R., March, S. T., Park, J., & Ram, S. (2004). Design science in information systems research.

- MIS quarterly*, 75–105.
- Hu, H.-H., Parsa, H., Chen, C.-T., & Hu, H.-Y. (2016). Factors affecting employee willingness to report customer feedback. *The Service Industries Journal*, 36(1-2), 21–36.
- Hu, N., Zhang, J., & Pavlou, P. A. (2009, October). Overcoming the j-shaped distribution of product reviews. *Commun. ACM*, 52(10), 144–147.
- Huldtgren, A. (2015). Design for values in ict. *Handbook of Ethics, Values, and Technological Design*, 739–767.
- Hunhevicz, J. J., Schraner, T., & Hall, D. M. (2020). Incentivizing high-quality data sets in construction using blockchain: A feasibility study in the swiss industry. In *Isarc. proceedings of the international symposium on automation and robotics in construction* (Vol. 37, pp. 1291–1298).
- Ittner, C. D., & Larcker, D. F. (2003). Coming up short on nonfinancial performance measurement. *Harvard business review*, 81(11), 88–95.
- Khatri, N. (2009). Consequences of power distance orientation in organisations. *Vision*, 13(1), 1–9.
- Kleineberg, K.-K., & Helbing, D. (2021). A “social bitcoin” could sustain a democratic digital world. In *Finance 4.0-towards a socio-ecological finance system* (pp. 39–51). Springer, Cham.
- Kranz, J., Nagel, E., & Yoo, Y. (2019, apr). Blockchain token sale. *Business & Information Systems Engineering*, 61(6), 745–753. doi: 10.1007/s12599-019-00598-z
- Lafky, J., & Wilson, A. J. (2020, jan). Experimenting with incentives for information transmission: Quantity versus quality. *Journal of Economic Behavior & Organization*, 169, 314–331.
- Lämmer, S., & Helbing, D. (2008). Self-control of traffic lights and vehicle flows in urban road networks. *Journal of Statistical Mechanics: Theory and Experiment*, 2008(04), P04019.
- Maedche, A. (2017). Interview with prof. jeroen van den hoven on “why do ethics and values matter in business and information systems engineering?”. *Business & Information Systems Engineering*, 59(4), 297–300.
- Miller, J. K., Friedman, B., Jancke, G., & Gill, B. (2007). Value tensions in design: the value sensitive design, development, and appropriation of a corporation’s groupware system. In *Proceedings of*

- the 2007 international acm conference on supporting group work* (pp. 281–290).
- Mita, M., Ito, K., Ohsawa, S., & Tanaka, H. (2019). What is stablecoin?: A survey on price stabilization mechanisms for decentralized payment systems. In *2019 8th international congress on advanced applied informatics (iiai-aii)* (pp. 60–66).
- Muchnik, L., Aral, S., & Taylor, S. J. (2013). Social influence bias: A randomized experiment. *Science*, *341*(6146), 647-651.
- Mudambi, S., & Schuff, D. (2010, 03). What makes a helpful online review? a study of customer reviews on amazon.com. *MIS Quarterly*, *34*, 185-200. doi: 10.2307/20721420
- Naumzik, C., Feuerriegel, S., & Weinmann, M. (2021). I will survive: Predicting business failures from customer ratings. *Marketing Science*.
- Önder, I., Treiblmaier, H., et al. (2018). Blockchain and tourism: Three research propositions. *Annals of Tourism Research*, *72*(C), 180–182.
- Osterloh, M., & Frey, B. S. (2000). Motivation, knowledge transfer, and organizational forms. *Organization science*, *11*(5), 538–550.
- Ostern, N. K., & Riedel, J. (2020, dec). Know-your-customer (KYC) requirements for initial coin offerings. *Business & Information Systems Engineering*. doi: 10.1007/s12599-020-00677-6
- O'Connor, C., & Joffe, H. (2020). Intercoder reliability in qualitative research: debates and practical guidelines. *International Journal of Qualitative Methods*, *19*, 1609406919899220.
- Parasuraman, A. P., Zeithaml, V., & Berry, L. (1985, 01). A conceptual model of service quality and its implication for future research (servqual). *The Journal of Marketing*, *49*, 41-50.
- Peppers, K., Tuunanen, T., Rothenberger, M. A., & Chatterjee, S. (2007). A design science research methodology for information systems research. *Journal of management information systems*, *24*(3), 45–77.
- Pournaras, E. (2020). Proof of witness presence: blockchain consensus for augmented democracy in smart cities. *Journal of Parallel and Distributed Computing*, *145*, 160–175.
- Rahman, M. M., Rifat, M. M. H., Tanin, M. Y., & Hossain, N. (2020, dec). A feedback system using

- blockchain technology. In *2020 3rd international conference on intelligent sustainable systems (ICISS)*. IEEE. doi: 10.1109/iciss49785.2020.9315989
- Robinson, N. (2013). Understanding customer engagement: What makes customers more likely to provide feedback to an organization in the services sector.
- Rössner, M., Dapp, M. M., & Fach, F. (2018). Prospects of distributed ledger systems: Requirements engineering and analysis of existing mechanisms for multidimensional incentive systems (finance 4.0): Project studies in management and technology. final report. *Research Collection*.
- Sampson, S. E. (1999). An empirically defined framework for designing customer feedback systems. *Quality Management Journal*, 6(3), 64-80.
- Schneider, C., Weinmann, M., Mohr, P. N., & vom Brocke, J. (2021). When the stars shine too bright: The influence of multidimensional ratings on online consumer ratings. *Management Science*, 67(6), 3871-3898.
- Simonson, I. (2016, 04). Imperfect Progress: An Objective Quality Assessment of the Role of User Reviews in Consumer Decision Making, A Commentary on de Langhe, Fernbach, and Lichtenstein. *Journal of Consumer Research*, 42(6), 840-845.
- Sonnenberg, C., & Brocke, J. v. (2011). Evaluation patterns for design science research artefacts. In *European design science symposium* (pp. 71–83).
- Sonnenberg, C., & Vom Brocke, J. (2012). Evaluations in the science of the artificial—reconsidering the build-evaluate pattern in design science research. In *International conference on design science research in information systems* (pp. 381–397).
- Stoica, E. A., & Özyirmidokuz, E. K. (2015). Mining customer feedback documents. *International Journal of Knowledge Engineering*, 1(1), 68–71.
- Sun, H., Wright, R. T., & Thatcher, J. (2019). Revisiting the impact of system use on task performance: An exploitative-explorative system use framework. *Journal of the Association for Information Systems*, 20(4), 3.
- Sunyaev, A., Kannengießer, N., Beck, R., Treiblmaier, H., Lacity, M., Kranz, J., . . . Luckow, A. (2021).

- Token economy. *Business & Information Systems Engineering*, 1–22.
- Thatcher, J. B., Zimmer, J. C., Gundlach, M. J., & McKnight, D. H. (2008). Internal and external dimensions of computer self-efficacy: An empirical examination. *IEEE Transactions on Engineering Management*, 55(4), 628–644.
- Van den Hoven, J., Vermaas, P. E., & Van de Poel, I. (2015). Handbook of ethics, values and technological design. *Handbook of Ethics, Values, and Technological Design*.
- Van de Poel, I. (2015). Conflicting values in design for values. *Handbook of ethics, values, and technological design: Sources, theory, values and application domains*, 89–116.
- VanGundy, A. B. (1984). Brain writing for new product ideas: an alternative to brainstorming. *Journal of Consumer Marketing*.
- Vargo, S. L., & Lusch, R. F. (2004). Evolving to a new dominant logic for marketing. *Journal of Marketing*, 68(1), 1-17.
- Venkatesh, V., Thong, J. Y., & Xu, X. (2012). Consumer acceptance and use of information technology: extending the unified theory of acceptance and use of technology. *MIS quarterly*, 157–178.
- Vom Brocke, J., Winter, R., Hevner, A., & Maedche, A. (2020). Special issue editorial—accumulation and evolution of design knowledge in design science research: A journey through time and space. *Journal of the Association for Information Systems*, 21(3), 9.
- Wirtz, J., & Tomlin, M. (2000). Institutionalising customer-driven learning through fully integrated customer feedback systems. *Managing Service Quality: An International Journal*.
- Zargahm, M. (2018). *Creating interconnected collaborative communities*. Retrieved from <https://www.youtube.com/watch?v=n0P6anxiHkk> (Future of Trust Summit. Hall of Knights, The Hague.)
- Zavolokina, L., Spychiger, F., Tessone, C. J., & Schwabe, G. (2018). Incentivizing data quality in blockchains for inter-organizational networks—learning from the digital car dossier.
- Zhuang, M., Cui, G., & Peng, L. (2018). Manufactured opinions: The effect of manipulating online product reviews. *Journal of Business Research*, 87, 24–35.