

Requirements Elicitation in Cognitive Service for Conversational Recommendation

Bolin Zhang, Zhiying Tu, *Member, IEEE*, Yunzhe Xu, Dianhui Chu, *Member, IEEE*,
and Xiaofei Xu, *Member, IEEE*,

Abstract—Nowadays, cognitive service provides more interactive way to understand users' requirements via human-machine conversation. In other words, it has to capture users' requirements from their utterance and respond them with the relevant and suitable service resources. To this end, two phases must be applied: I.Sequence planning and Real-time detection of user requirement, II.Service resource selection and Response generation. The existing works ignore the potential connection between these two phases. To model their connection, Two-Phase Requirement Elicitation Method is proposed. For the phase I, this paper proposes a user requirement elicitation framework (URef) to plan a potential requirement sequence grounded on user profile and personal knowledge base before the conversation. In addition, it can also predict user's true requirement and judge whether the requirement is completed based on the user's utterance during the conversation. For the phase II, this paper proposes a response generation model based on attention, SaRSNet. It can select the appropriate resource (i.e. knowledge triple) in line with the requirement predicted by URef, and then generates a suitable response for recommendation. The experimental results on the open dataset *DuRecDial* have been significantly improved compared to the baseline, which proves the effectiveness of the proposed methods.

Index Terms—Requirement Capture, Cognitive Service, Text Classification, Response Generation.



1 INTRODUCTION

COGNITIVE conversation draws growing attention in both academia and industry. Since natural languages act as a powerful information carrier, conversation is a natural solution to the long-standing information asymmetry problem in service matching [2]. Therefore, cognitive conversation can be viewed as a smart service deliverer in many service seeking topics such as searching, recommendation, and question answering. As seen through widely adopted examples such as Google Assistant, Apple Siri, and Amazon Alexa, these new-generation smart service delivery bots, in the era of artificial intelligence, are expected to make it much easier and more direct for users to obtain services via cognitive conversation. By sensing intentions and demands of the user, [3] deem those kind of bots are able to deliver appropriate services to the user smartly. However, how to elicit users' requirements naturally and proactively need to be coped with. Given the user requirement, it's hard to select a corresponding service resource and generate the response to recommend this item to user.

To this end, the Requirements Elicitation in Cognitive Service subjects to the following challenges:

- **Sequential requirements:** Usually, user's requirements are sequentially correlated. It means that certain requirements often appear together in a specific order. The existing works focus on single requirements detection without considering generate the

potential requirement sequence¹. Sometimes, user's requirements may be fuzzy and need to be lead into explicit requirements in a potential sequence of requirements. Moreover, without the sequence, bots can not crawl the required service resources in advance, which to meet user requirements.

- **Dynamic requirements:** During the conversation, user's requirement will change at any time and need be satisfied in multi-turn. Therefore, whether the requirement of the last turn are met or not will affect the creation of a new requirement. The existing works [4] only focus on detecting the current requirement, but lacked judgment on the completion of the requirement. Moreover, after the requirement changes, the potential sequence should also change dynamically in real time be re-planned.
- **Appropriate reply:** Either in requirement elicitation or response generation, a piece of reply text should be output by generative models. However, the responses generated by this kind of models are usually safe, anomaly, and hollow², so it is difficult to deploy for recommendation [5]. Thus, the generative models should has the ability to select the relevant service resource and generate an appropriate reply to the user.

To address these challenges, two phases need to be applied in succession. In Phase I, the mission of User Requirement Elicitation is divided into two parts: Sequence

• All authors are with the School of Computer Science and Technology, Harbin Institute of Technology, Weihai 264209, China.
E-mail: {brolin, tzy_hit, 181310122, chudh, xiaofei}@hit.edu.cn

This Manuscript based partly on work [1] presented at conference (ICWS 2021).

1. A path containing multiple requirements, the nodes have a continuation relationship, and the length is moderate between 3-6.

2. Safe means the bot often responds with universal answers such as "thank you"; anomaly means the bot responds with opposing, false and insulting remarks; hollow means the bot responds with vague and unspecific content due to lack of knowledge of the user.

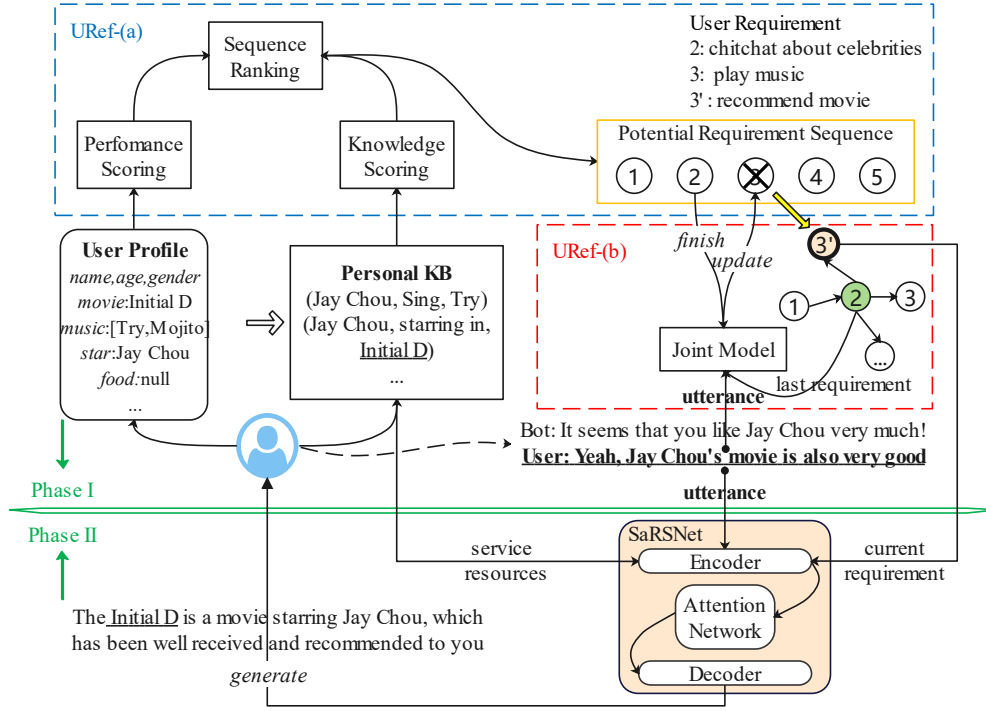


Fig. 1. The Overview of the proposed Two-phase Requirement Elicitation Method. Above the green line, Phase I is applied: The Requirement Sequence planning is shown in the blue-dotted rectangle and Real-time detection of user requirement is shown in the red-dotted rectangle. Below the green line, Phase II is applied: Given the current requirement, user's utterance and service resources, SaRSNet generates an appropriate response to meet user's requirement.

Planning and Real-time Detection. In Phase II, the Recommend Response Generation task is also divided into two parts: Service Resource Selection and Response Generation.

Requirement Elicitation: firstly, to plan a potential requirement sequence for multi-turn dialogue, and then to detect the user's requirement from their utterance and judge whether requirement be met at the same time. Grounded on user's preference and personal Knowledge Base (KB), Sequence Planning prepares user's potential requirement chain before the conversation. Based on users' utterances, Real-time Detection predicts user's current-turn requirement during the conversation. By this way, the new requirement is regarded as the starting vertex then re-plans the potential chain when users change their mind. During the conversation, the timing to lead the next potential requirement depends on whether the current one has been fully met. Thus, Real-time Detection is divided into two potentially related sub-tasks: Requirement Completion Estimation and Current Requirement Prediction. The former one is binary-class classification task for predicting whether the current requirement is fully finished. The latter one is a multi-class classification task for predicting the user's current requirement. These two sub-tasks can make full use of the information learned by each other and improve their own performance.

To this aim, the proposed user requirement elicitation framework (URef) with two parts, URef(a) and URef(b), will be applied in Phase I (as shown in Fig. 1). URef(a) will use the domain knowledge, such as music, celebrity, movie, and etc., as the constraints of the requirement sequence planning, due to the lack of domain-related knowledge in the personal KB. For instance, if a user has the most

preferred entities in music domain, then URef(a) will set the sequence to "daily greetings" → "chitchat about celebrities" → "play music" → ... "goodbye"]. URef(b) is responsible to predict whether the current task is end, and decide whether to follow the pre-define planning. For example, during the conversation, URef(b) realizes that it is the time to kick-off the task node "chitchat about celebrities", Meanwhile, it finds that the user's intent (the current requirement) has become "recommend movie, according to the user's utterance. Thus, it asks URef(a) to re-plan the sequence with "recommend movie" as a new starting point.

Response Generation: generating an appropriate reply text based on the user's utterance to elicit his/her explicit requirement or satisfy his/her requirement directly. In the personal KB, each SPO (Subject-Predicate-Object) triplet is labeled with a requirement domain, and a triple can be regarded as a service resource. The domains of the service resources is consistent with the domains of the user profile. After elicit user's requirement by URef, Service Resource Selection aims to pick out one of the service resources that belongs to the same domain as user requirements from the personal KB. This allows the bot to meet the user's current requirement. Given users' requirements, user's utterance and the selected service resource, Response Generation aims to output a smooth, appropriate and informative text to response the user.

For this purpose, the proposed recommend response generation model (SaRSNet) will be applied in Phase II. As shown in Fig. 1, SaRSNet is an encoder-decoder network that selects the appropriate resource (i.e. SPO Triple) in line with requirement of utterance and then generates a suitable response to user. For example, the requirement

node (“recommend movie”) predicted by URef, then the user’s utterance and the service resources will all be taken as input by SaRSNet. Afterwards, one of the triples about the movie will be selected based on attention network and a text containing the service resource (Jay Chou, starring in, Initial D) will be generated as output to response the user.

The main contributions are summarized as follow:

- 1) This paper propose a novel user requirement elicitation framework, URef. Based on user’s preference and personal KB, URef-(a) prepares user’s potential requirement sequence. Based on user’s utterance, URef(b) judges whether the current requirement have been met and then detect the true requirement.
- 2) This paper propose a response generation model after user requirement elicitation, SaRSNet. Given the user’s requirement, SaRSNet Choose the most relevant service resources in personal KB and then generation an appropriate response to user.
- 3) Both URef and SaRSNet conducted experiments on the public dataset *DuRecDial* and the results have been significantly improved compared to the baseline.

The rest of this paper is organized as follows. Section 2 summarizes the related works. URef is described in Section 3 and SaRSNet is described in Section 4. Section 5 shows the experimental setup and Section 6 analyzes the experimental result. In the end, 7 concludes this paper.

2 RELATED WORKS

The related works are in line with three major research topics: Requirement Elicitation, Text Classification and Response Generation.

2.1 Requirement Elicitation

Basically, Requirement Elicitation (RE) is the practice of researching and discovering the requirements of a system from users, customers, and other stakeholders [6] in software requirements engineering. In cognitive service, RE refers to the process of detecting and understanding user requirements from the original user requirement expression (i.e. utterance). The existing works [7]–[9] focus on interpreting user’s requirement by extracting user’s intention from their one-off questions. However, only through multi-turn dialogue, the explicit requirement of user can be elicited and satisfied. Due to user’s goal-oriented behaviour in a conversation, goal (i.e user requirement) planning has attracted lots of research interests [10]. According to a certain requirement of the user, the bot will have a goal in line with it. Endowing it with the ability of proactively leading the dialogue with an explicit goal, Requirement Planning takes a radical step towards building type of human-like conversational agents [11]. Although some research works [12]–[14] provide more controllability to RE by planning goal, these models can just output a single requirement, instead of a requirement sequence. The work [15] considers the problem of goal planning grounded on knowledge graph (KG). However, this work regards the goal as an entity in KG, actually solves the problem of topic selection in chitchat. In contrast, this paper consider more diverse requirements (e.g. order news,

play music, recommend movie), not only limited to chitchat. Furthermore, the existing works only predict the current requirement based on user utterances while this paper plan a potential and reasonable requirement sequence before the conversation.

2.2 Text Classification

Text classification (TC) is the task of assigning a sentence or document (e.g. articles, comments, utterances) to an appropriate category [16]. With the development of deep learning and pre-training models, TC has not only made great progress in traditional tasks such as sentiment analysis [17], [18] and news classification [19], but also achieved good results in multi-task learning (e.g. Intent Detection and Slot Filling [20], [21], Entity and Relation Extraction [22], [23], Sentiment and Act Classification [24], [25]). In this paper, the detection of user requirement can also be regarded as a TC task. The traditional TC task only considers the semantic information of the text, while the joint model is used in multi-task learning framework to realize the transfer and sharing of information between different sub-tasks. Each sub-task can make full use of the information learned by the other’s task to improve its own effect [26]. However, these works do not integrate features outside of the semantics and the data labels are static, which cannot effectively model the dependence³ of each requirement in the time series during the conversation. The data label of requirement detection has an order-dependent relationship. By introducing the sub-task of Requirement Completion Estimation, the requirement of the last time step is encoded to deal with the classification task in dynamic scenarios.

2.3 Response Generation

Given the user’s utterance, Response Generation (RG) is aiming to generate a consistent and engaging response text [27]. RG is an key component of the dialogue system that affects the naturalness of conversation and the user experience [28]. Inspired by the field of machine translation, the current mainstream approach to response generation is to treat the task as a “translation” of user expressions to machine responses. Since no external knowledge (service resource) is introduced, the responses generated by the end-to-end models proposed in the existing works ([29]–[31]) are relatively hollow and contain less information. Although taking knowledge as additional input can alleviate the problem of generic responses in dialogue systems, choosing right knowledge facts for the current scenarios is still a challenge. To cope with it, the industry has proposed several transformer-based pre-training generative models: Plato2 [32] from Baidu with 1.6 billion parameters, Meenea [33] from Google with 2.6 billion parameters, Blender [34] from Facebook with 9.4 billion parameters, etc. Using a large-scale corpus as training data, these models will learn some human response patterns under different dialogue objectives, and the various knowledge contained in the corpus will be implicitly retained by the large number

3. The choice of the next requirement depends to a certain extent on the current requirement. For example, if the current requirement is “recommend music”, the next requirement is likely to be “play music”.

of parameters. But this will take up a lot of computing resources and training time, which is unbearable in some cases. In this way, the user’s fine-grained requirements such as ordering restaurants and checking the weather cannot be dealt with in task-oriented dialogues. In cognitive service, when a user puts forward a requirement, the bot needs to inform the user of the service resources (knowledge) which satisfy the requirement [35]. Therefore, user’s requirement (dialogue goal), service resources should be unified as external information as the input of the generative model.

3 USER REQUIREMENT ELICITATION

3.1 Overview of The Framework

The whole framework is divided into two parts: URef-(a) and URef-(b). It respectively plans the potential requirement sequence before the conversation and detects the requirements during the conversation. URef-(a) takes User Profile and Personal KB as input, and the output is a requirement sequence that conforms to the user’s preference. URef-(a) includes three steps:

- **Performance Scoring:** Calculate the user’s preference for a single domain
- **Knowledge Scoring:** Calculate the knowledge richness of triplets in a single domain
- **Sequence Ranking:** According to the calculation of the above modules and the heuristic information in the historical data, the candidate sequence set is screened to find the optimal one.

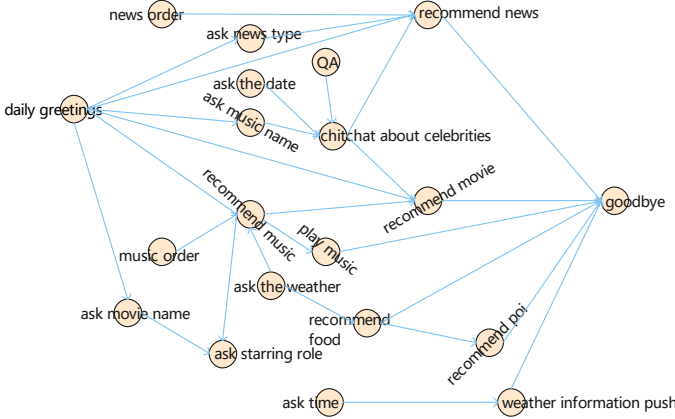


Fig. 2. Requirement Transition Backbone Graph. Each node on the graph represents a user requirement. The edges between nodes represent the requirement transition relationship, which is mined from the requirement sequence of users in the dataset. When there is a new kind of requirement appears or no training set, this graph can be manually designed and has a certain scalability.

The heuristic information, as shown in Fig. 2, is a user requirement transition backbone graph constructed according to the sequence of different users in training set. The candidate sequence set is obtained by traversing the backbone graph.

During the conversation, URef-(b) uses completion subnet and prediction subnet to cope with Requirement Completion Estimation and Current Requirement Prediction respectively, and enhances the performance of these two

networks by joint learning. The embedding vector of the last utterance’s requirement node in the backbone graph and the semantic vector of the current utterance are used as input for URef-(b), which takes the result of requirement completion (binary labels) and requirement prediction (multiple labels) as output.

Algorithm 1 Requirement Transition Graph Building Algorithm

Input: Historical requirement sequences set P , the k -th user’s requirement sequence is represented by p_k , $p_k \in P$; M , a mapping dictionary for each requirement in p_k
Output: $A[n][n]$, $n = |V|$, the adjacency matrix of Transition Graph $G = (V, E)$

- 1: initialize matrix A with zero elements
 - 2: **for** p_k in sequences set P **do**
 - 3: $len = \text{length}(p_k)$
 - 4: **for** $l = 0; l < len; l++$ **do**
 - 5: $i, j = M(p_k[l]), M(p_k[l+1])$
 - 6: $A[i][j]++$
 - 7: **end for**
 - 8: **end for**
 - 9: **return** $A[n][n]$
-

3.2 Sequence Planning

The potential requirement sequence can be represented by a graph structure, where each vertex represent a kind of requirement and edge represent two different requirements appear one after another. Before the sequence planning, URef-(a) firstly construct Backbone Graph $G = (V, E)$ by Algorithm 1.

V is a set of nodes, and $v_i \in V$ denotes a kind of requirement. E is the set of edges, and $e = (v_i, v_j) \in E$ denotes the transition relationship from v_i to v_j . The output of Algorithm1 is an adjacency matrix of G , which is visualized as the network as shown in Fig. 2.

Then, this paper designs two pipeline strategies to filter the candidate paths in G . Strategy 1 first uses the *preference satisfaction* to filter out top_k paths, and finally uses *knowledge abundance* of user’s preferred domain to filter out the only path as requirement sequence. Strategy 2 uses *knowledge abundance* first and then *preference satisfaction* for selection. The inspiration of the proposed strategies comes from:

- A user’s preference for different domains is different. The requirements that are relevant to the user’s favorite domain (i.e. the domain contains the most interest entities in profile) should be prioritized.
- Under the condition of knowledge limited, the domain with the greatest knowledge richness should be prioritized.
- Strategy 1 and 2 respectively represent two different dialogue modes preference-driven and knowledge-driven.

$\{D\}$ denotes a set of types of preferred domains appearing in user profile, the amount of domains is $|D|$. $\{ent_j^i\}$ denotes a list of interest entities of the i -th user in the j -th domain, and $|ent_j^i|$ denotes the amount of entities in it. The set $\{R\}$ contains all user requirements, and $\{D_{r_k}\} \subseteq \{D\}$

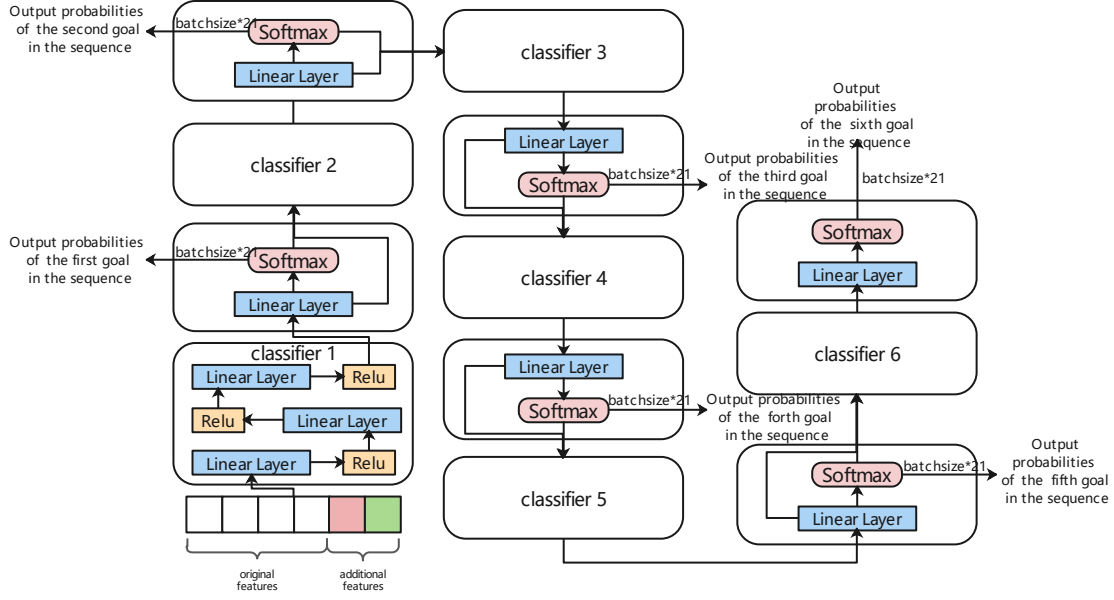


Fig. 3. The architecture of SP-MLP. SP-MLP contains 6 classifiers, each of them predict the requirement sequentially.

denotes a set of preferred domains involved in a single requirement r_k , $r_k \in \{R\}$. sat_{r_k} denotes the i -th user's preference satisfaction of r_k , formulated as:

$$sat_{r_k} = \frac{\sum_{m=1}^{|D_{r_k}|} |ent_m|^i}{\sum_{n=1}^{|D|} |ent_n|^i} \in [0, 1] \quad (1)$$

$\{kg_i\}$ represents the i -th user's personal KB linked with his profile. t_j represents the j -th SPO triplet, and $t_j \in \{kg_i\}$, $1 < j < |kg_i|$. $\{T_{g_k}^{d_l}\}$ represents a set of triplets of requirement r_k in l -th preferred domains, and $k \in [1, |R|]$, $l \in [1, |D|]$. abd_{r_k} denotes knowledge abundance of r_k , formulated as:

$$abd_{r_k} = \frac{\sum_{m=1}^{|D|} |T_{r_k}^{d_m}|}{|kg_i|} \in [0, 1] \quad (2)$$

The procedure of sequence planning is shown in Algorithm 2. Firstly, URef traverse backbone graph built by Algorithm 1 to get the candidate set of sequences, ans_path . Then Performance and Knowledge Scoring modules will be used to calculate sat_{r_k} and abd_{r_k} , respectively. Finally, all the sequences in ans_path are scored according to the given strategy, and the one with the highest score is the output.

To compare with Algorithm 2, this paper designs a simple Multi Layer Perceptrons Model (SP-MLP) for Sequence Planning, as shown in Fig. 3. It contains six 21-class classifiers, each of them consists of 3 linear layers and uses *ReLU* as the activation function to sequentially predict the requirements. Each classifier is connected by a fully connected layer, and use *softmax* to calculate the probability distribution of the 21 labels (20 requirement-labels and one none-label) at its position. The *cross_entropy* is adopted as the loss function of SP-MLP. Apart from the features already given in the dataset, SP-MLP takes user preferences and knowledge abundance as the additional input.

Algorithm 2 Requirement Sequence Planning Procedure

Input: Backbone graph G ; i -th user's profile up_i ; i -th user's personal KB kg_i ; strategy identifier s , picked out from 1 and 2; top_k , threshold of path numbers in the first filter;

Output: $path$, a sensible sequence of requirement nodes

- 1: initialize satisfaction and abundance score list S, A
- 2: initialize candidate path set C
- 3: $P = Traverse(G, node = None)$ {if $node$ specified, traverse all the paths starting from the given requirement in G }
- 4: **for** p in path set P **do**
- 5: initialize satisfaction and abundance score of p , s_p, a_p
- 6: **for** r in path p **do**
- 7: $s_p = sat_r ++$
- 8: $a_p = abd_r ++$
- 9: **end for**
- 10: $S.append(s_p)$
- 11: $A.append(a_p)$
- 12: **end for**
- 13: **if** $s=1$ **then**
- 14: $C = max(S, top_k)$ {find the largest top_k paths in S }
- 15: **else**
- 16: $C = max(A, top_k)$
- 17: **end if**
- 18: $path = max(C, 1)$
- 19: **return** $path$

3.3 Real-time Detection

The architecture of the joint model in URef-(b) is shown in Fig. 4, contains three modules: Encoder, Completion Network and Completion Network. The model takes the current utterance and the last utterance's requirement as the input. u_t represents the utterance of one user at time t , and utterance's requirement at the last time step is $r_{u_{t-1}}$.

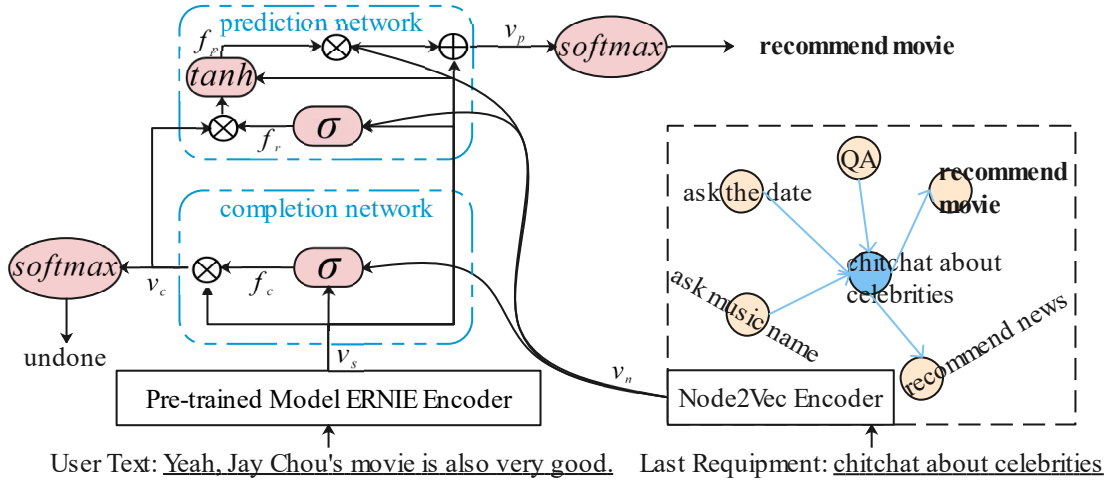


Fig. 4. The Architecture of Joint Model in URef(b), including two encoders and two novel networks

The probability of requirement completion is estimated by the formula (4) and the current requirement is predicted by maximizing the following probability:

$$\arg \max_{r_{u_t}} P(r_{u_t} | u_t, r_{u_{t-1}}) \quad (3)$$

$$P_{r_{u_t}}(l = 1 | u_t, r_{u_{t-1}}) \quad (4)$$

3.3.1 Encoder

URef(b) contains two encoders: ERNIE and Node2Vec. ERNIE is a large-scale pre-training model to extract semantic features in utterances. Transformer is used to encode text by ERNIE, which is a Seq2Seq model with the ability to encode variable-length sentences into fixed-length vectors based on Self-Attention. After entering the user text expression into ERNIE, the vector v_s which represents the semantic information of utterance is obtained.

Node2Vec is a Graph Embedding model, based on random walk algorithm to extract requirement transition features. Node2Vec learns a mapping of nodes to a low-dimensional space of features by maximizing the likelihood of preserving network neighborhoods of nodes. Thus, the vector v_n , representation of each node in the backbone graph, can be obtained.

3.3.2 Completion Network

Compared with the requirement information v_n , the completion network prefer to use the utterance information v_s when estimating whether the requirement is complete. Therefore, this network applies forget gate mechanism of LSTM in the calculation of a weaken factor f_c which can control how many requirement information will be dropped out. This weaken factor f_c is defined as:

$$f_c = \text{sigmoid}(W_c v_s + U_c v_n + b_c) \quad (5)$$

In the formula (5), W_c and U_c are the weighted matrices and b_c is the bias. In particular, node vector v_n has the same dimension as sentence vector v_s .

After the requirement transition information forgotten mechanism, completion vector v_c that participates in the estimation of requirement completion, which is defined as:

$$v_c = f_c \times v_s, f_c \in [0, 1] \quad (6)$$

Then, completion vector v_c which is utilized in the binary-class classification task, which is defined as:

$$y_c = \text{softmax}(W_1 v_c + b_1) \quad (7)$$

3.3.3 Prediction Network

In the requirement prediction, both the utterance information v_s and the requirement information v_n are applied. Firstly, the prediction network calculates a reinforce factor f_r which can control how many requirement transition information will be fused. This reinforce factor f_r is calculated in the same way as f_c :

$$f_r = \text{sigmoid}(W_r v_s + U_r v_n + b_r) \in [0, 1] \quad (8)$$

Then, the weakened vector v_c output from the completion network is merged with enhanced sentence vector as:

$$f_p = \tanh(W_p v_s + U_p (f_r v_c) + b_p) \in [-1, 1] \quad (9)$$

The reset gate mechanism (similar to GRU) applies in the calculation of the fusion factor f_p , which can not only drop out the information in v_n that has nothing to do with the requirement prediction, but also can reinforce the information related to the prediction in v_s .

Finally, the fusion vector v_p is defined in the formula (10), which is utilized to predict the requirement of the current utterance as the formula (11).

$$v_p = f_p v_n + v_s + b_p \quad (10)$$

$$y_p = \text{softmax}(W_2 v_p + b_2) \quad (11)$$

4 RECOMMEND RESPONSE GENERATION

4.1 Overview of The Model

As shown in Fig. 5, SaRSNet is basically an encoder-decoder model to deal with text generation task. The requirement node, utterance and service resources will be taken as input by the same Encoder. The requirement node is a phase predicted by URef, which represents a kind of user's requirement. The utterance is current user's expression text. The

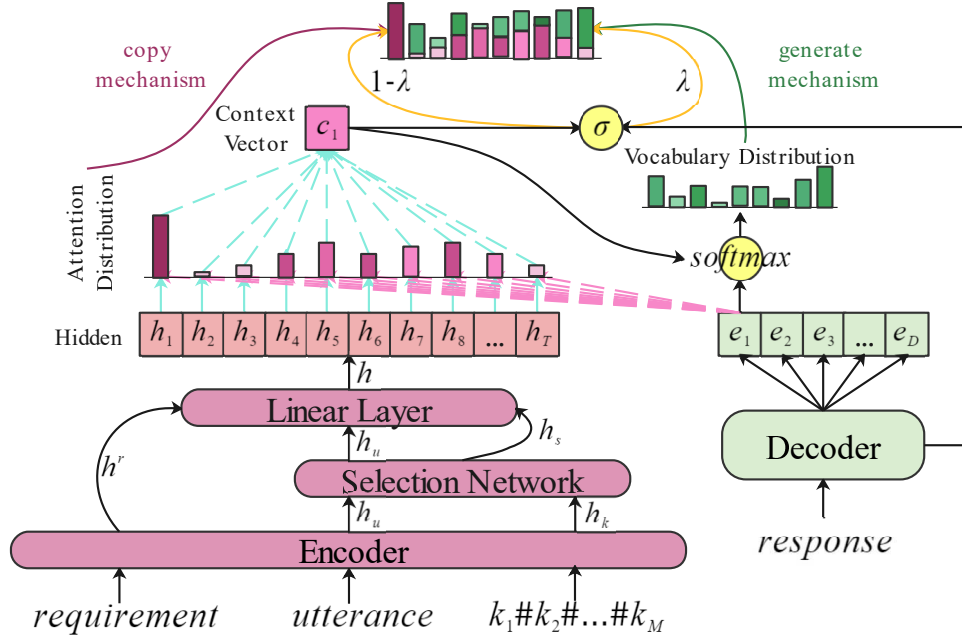


Fig. 5. The architecture of SaRSNet, which is basically an encoder-decoder model.

service resources is a set of SPO triples in Personal KB, and their domain is consistent with the domain of requirement node after filtering by Algorithm 3. The service resource most relevant to the utterance is selected based on Selection Network. The structure of Decoder in SaRSNet is the same as the Encoder. In order to enable SaRSNet to replicate the selected service resource during decoding, there is a λ to control the switching between copy mechanism and generation mechanism. Specifically, λ is used as a soft switch to choose between generating a word from the vocabulary by sampling from the Vocabulary Distribution, or copying a word from the input sequence (contains service resource) by sampling from Attention Distribution.

4.2 Resource Selection

During the encoding, Selection Network choose the best service resource according to the user's utterance. The details of Selection Network is shown in Fig. 6. The tokens of each input text are fed one-by-one into the Encoder (a single-layer bidirectional LSTM), producing a sequence of encoder hidden states h_i . Input the requirement, the Encoder's outputs h^r , which is the last hidden state. Input the utterance, the Encoder outputs h_u , which is composed of all hidden states ($h_u^1, h_u^2, \dots, h_u^T$). T represents the numbers of tokens in the utterance. The service resources are spliced into a sentence as the input of the Encoder, and $\langle \# \rangle$ is added at the end of each triplet. Then, the Encoder outputs h_k , which is composed of all hidden states ($h_k^1, h_k^2, \dots, h_k^M$) of $\langle \# \rangle$. M represents the numbers of service resources. At the time step t , the score of h_u^t on the i -th service resource h_k^i is calculated as:

$$s_k^t = \frac{\exp(h_u^t h_k^i)}{\sum_{i=1}^M \exp(h_u^t h_k^i)}, i = 1, 2, \dots, M \quad (12)$$

The final score of h_u^t on all service resources is defined as:

$$s_k^t = \max \{s_k^t, i = 1, 2, \dots, M\} \quad (13)$$

Then, h_u^t is scored by s_k^t and Selection Network outputs h_s^t :

$$h_s^t = h_u^t s_k^t \quad (14)$$

Finally, h_u , h_s and h_r are compressed into final hidden states h by formula (15), where $h = (h_1, h_2, \dots, h_T)$

$$h = Wh_u + Vh_s + \delta h^r \quad (15)$$

4.3 Response Generation

After the resource selection during encoding, the Decoder of SaRSNet takes the final hidden states h as input. In order to copy a word from the selected resource at time step i , the Attention Distribution a_{it} is calculated as formula (16), where t represents the time step of the Encoder and e_i represents the hidden state of the Decoder at time step i . The time steps of the Decoder and Encoder are not consistent.

$$a_{it} = \frac{\exp(e_{i-1} h_t)}{\sum_{k=1}^M \exp(e_{i-1} h_k)}, t = 1, 2, \dots, M \quad (16)$$

Then, the context vector c_i at time step i is calculated as:

$$c_i = \sum_{t=1}^T \exp(a_{it} h_t) \quad (17)$$

c_i can be seen as a fixed-size representation of what has been read from the source for this step. The vocabulary distribution of generated words at time step i is calculated as formula (18), where V' , V , b' and b are all learnable parameters.

$$P_{\text{vocab}} = \text{softmax}(V'(V[c_i, e_i] + b) + b') \quad (18)$$

SaRSNet utilize λ as soft switch to choose between copy mechanism and generation mechanism at time step i , which is calculated as formula (19).

$$\lambda = \text{sigmoid}(W_\lambda [c_i, e_i] + b_\lambda) \quad (19)$$

Thus, the distribution of Decoder's output words at the time step i is calculated as formula (19).

$$y_i = \lambda P_{\text{vocab}} + (1 - \lambda) \sum_{t=1}^T a_{it} \quad (20)$$

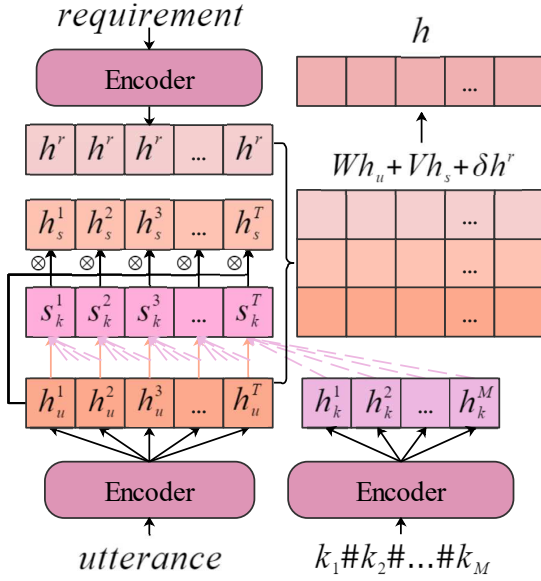


Fig. 6. The details of Selection Network in SaRSNet.

Algorithm 3 Resource Classification Process

Input: The set of domains, $\{D\}$; predicate in a SPO triple, p ; similarity threshold θ , set as 0.7

Output: The domain to which the current triple belongs, d , $d \in \{D\}$;

- 1: **for** d_i in $\{D\}$ **do**
- 2: $s = \text{sim}(t, d_i)$ {compute semantic similarity between t and d_i by SimNet}
- 3: **if** $s \geq \theta$ **then**
- 4: $d = d_i$
- 5: **end if**
- 6: **end for**
- 7: **return** d

5 EXPERIMENTS

5.1 Datasets

The experiments involve an open dataset named *DuRecDial* (about 10k dialogues, 156k utterances), which contains user profile for personalized recommendation, relevant Personal KB (service resource) and clear requirements to meet during each conversation. *DuRecDial* is split into train/dev/test data by randomly sampling 70%/10%/20% data. In *DuRecDial*, there are 20 requirements and seven domains of user

profile in total. The mapping relation between these domains and user requirements is shown in Table. 1. However, the service resources (triplets of the Personal KB) in *DuRecDial* are not annotated with domains of user profile. The process of resource classification is shown in Algorithm 3.

TABLE 1
Domains of Requirements in User Profile & Personal KB

Domain	Requirements
Star	chitchat about celebrities
Movie	recommend movie, ask movie name, ask starring role
Music	recommend music, play music, music order, ask music name
Food	recommend food
POI	recommend poi
News	recommend news, news order, ask news type
Weather	ask the weather, ask time, ask the date, weather information push
*	daily greetings, goodbye

* denotes requirements that have nothing to do with user profile and personal KB.

5.2 Comparison Models

For Sequence Planning, this paper compares the machine learning model SP-MLP with the traditional strategy in Algorithm 2. To show the effectiveness of the strategy proposed in URef-(a), this paper compares two different inputs of SP-MLP: original feature (OF) and additional feature (AF). OF is a one-hot encoded feature of user profile and personal KB given in the dataset. After concatenating two 1×20 vectors, OF becomes AF. These two vectors encode the *preference satisfaction* and *knowledge abundance* features of user requirement, These two features are proposed in Algorithm 2.

To show the advantages of URef-(b) for Real-time Detection, this paper compares it with the following text classification models:

- TextCNN: a typical deep learning algorithm for sentence classification tasks based on convolutional neural network [36].
- LSTM: a special kind of RNN, capable of learning long-term dependencies in sentence [37].
- BiLSTM: bi-directional LSTM, can better capture the two-way semantic dependence in sentence.
- BERT: a pre-trained model can be fine-tuned with just one additional output layer to obtain state-of-the-art results on a wide range of natural language processing tasks [38].
- ERNIE: a novel pre-trained language representation model enhanced by knowledge, achieving new state-of-the-art results on Chinese natural language processing tasks [39].
- PaddlePALM: a fast, flexible, extensible and easy-to-use NLP large-scale pre-training and multi-task learning framework based on ERNIE [40].

To show the advantages of SaRSNet for Recommend Response Generation, this paper compares it with the following text generation models:

- S2S-Attn: a model that introduces the attention mechanism into S2S [41], where S2S is a vanilla seq2seq model based on LSTM [42].
- Pointer-Generator: a hybrid pointer-generator network that can copy words from the source text via pointing [43].
- MGCG_G: a multi-goal driven conversation generation framework, consists of five components: a Utterance Encoder, a Knowledge Encoder, a Goal Encoder, a Knowledge Selector, and a Decoder [44].

5.3 Evaluation Metrics

Totally, six evaluation metrics were used in the experiments: Exact Match (EM), BLEU (BLEU-2) [45], Averaged Goal Recall (AGR) [1], Accuracy, Precision, Recall perplexity (PPL) [46] and DISTINCT (DIST-2) [47].

For the task of sequence planning, EM and BLEU-2 are utilized to indicate the general performance of URef-(a) on sequence-level. EM indicates the percentage of predicted requirement sequence that match the ground truth exactly, which is often used to evaluate Constituency Parsing task. BLEU-2 measures the similarity between predicted sequence and real sequence, which is often used to evaluate Machine Translation task. Following the setting in previous work ([1]), this paper also measures the node-level performance of URef-(a) using AGR⁴.

For the task of Requirement Completion Estimation and Current Requirement Prediction, this paper both uses Accuracy to measure the performance of URef-(b), which is consistent with the baseline. Moreover, F1 is used to measure the overall performance of the model additionally, which is the harmonic mean between the Recall and Precision.

For the task of Resource Selection, precision, recall and F1 scores are evaluated the performance of SaRSNet. When calculating the knowledge precision/recall/F1, this paper compares the generated results with the correct knowledge.

For the task of Response Generation, BLEU-2, PPL and DIST-2 are used to measure the performance of SaRSNet. These three common metrics quantify the relevance, fluency, and diversity of generated responses.

5.4 Parameter Settings

In the experiments, the Adam Optimizer [48] is used to train SP-MLP and the initial learning rate is set as $1e-3$.

In URef-(b), max_seq_len is set as 128. Adam Optimizer is also used and the initial learning rate is set to $2e-5$. Optional parameter $warmup_proportion$ is set as 0.1 and $weight_decay$ is set as 0.01. For requirement transition graph embedding learning, the window size h of random walk is set as 3, the return value is set as 1, the $inout$ value is set as 1 and the dimension of graph-based requirement node embedding is set as 100.

In SaRSNet, max_seq_len is set as 256, $hidden_size$ of Encoder is set as 512 and $dropout$ is set as 0.2. Adam Optimizer is utilized and the initial learning rate is set to $2e-4$. $warmup_proportion$ is set to 0.2 and $weight_decay$ is set as 0.01. The beam search is utilized during decoding and the $beam_size$ is set as 10.

4. In this paper, AGR calculates the average recall of all requirement nodes instead of the dialogue goal.

6 RESULTS

6.1 Sequence Planning

The proposed strategy is divided into two filters. The first filter selects top_k sequences from the entire candidate sequences, and the second filter selects one of these top_k sequences as the final result. The performance of the two strategies proposed in URef-(a) is shown in Fig. 7. The size of top_k represents the first filter’s hardness, which means the diversity of the sequence set after screening. The larger the top_k , the easier the sequence in candidate set is to be selected. When top_k exceeds a threshold, the first screening becomes meaningless. In order to choose a suitable top_k , this paper sets top_k from 1 to 8 and conduct experiments respectively. In Fig. 7, EM1 and AGR1 represent Exact Match and Averaged Goal Recall of Strategy 1 respectively.

The results show that with the increase of top_k , the accuracy and BLEU-2 of Strategy 1 gradually increase, and both reach the maximum when $top_k = 5$. Strategy 1 outperforms Strategy 2 overall. Due to the different precision of indicators, BLEU-2, AGR and EM decrease in order on Strategy1&2. In the real world, the smarter strategy for each one in dialogue is to “prescribe the right medicine”, that is, first decide which topics (requirements) to talk about according to the other’s preferred domain, and then screen the topics according to their own domain knowledge (service resource). The experimental results are in line with this reality.

However, with the increase of top_k , the performance of Strategy 2 gradually decreases. The explanation for this result is that in dialogue, based solely on the knowledge you have mastered, there will be a phenomenon of “self-talking”. If this strategy is adopted, the requirement nodes set by bot will deviate from user’s interests. The larger the top_k , the more beneficial it is to oneself rather than the other party, and it will deepen the degree of divergence. *preference satisfaction* and *knowledge abundance* are also used for sequence planning, respectively, with unpleasant experimental results, as shown in Table. 2. This proves the effectiveness of the proposed strategy.

TABLE 2
Requirement Sequence Planning Performance

Method	EM	AGR	BLEU-2
Strategy1	88.82	92.44	94.03
Strategy2	85.14	88.96	92.55
Performance-only	78.65	81.43	83.24
Knowledge-only	75.48	78.91	81.68
SP-MLP-OF	64.84	67.63	78.83
SP-MLP-AF	96.55	98.16	98.57

Besides, this paper compares two different inputs of SP-MLP. The experimental results are shown in Fig. 8. With the increase of the epochs, the performance of OF and AF gradually increases, and it drops when $epoch = 6$ or 7 . Although OF’s performance is much lower than Strategy1&2, AF’s performance has been greatly improved compared with OF. EM of AF is the highest when $epoch = 5$, reaching 96.55%. This further proves the effectiveness of the strategy.

The best experimental results of all the models and strategies are shown in Table. 2. The performance of SP-

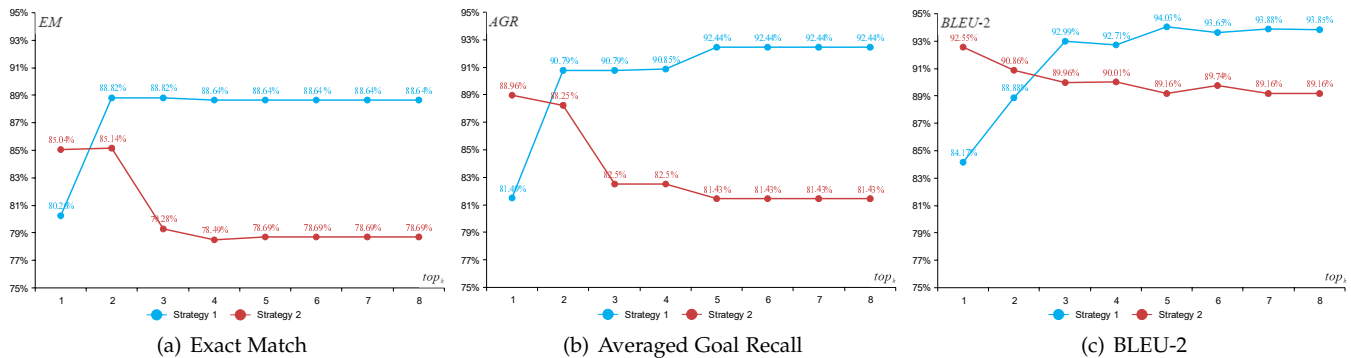


Fig. 7. The performance of Algorithm 2 on different strategies

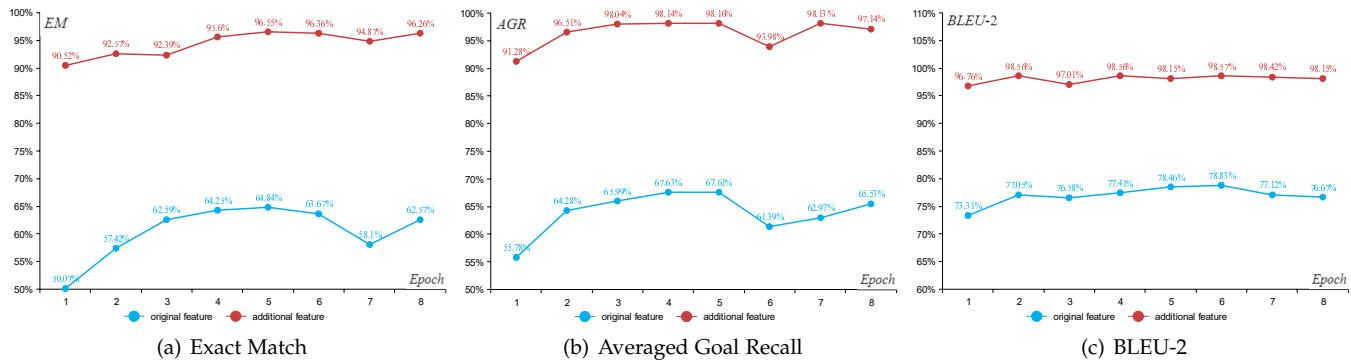


Fig. 8. The performance of SP-MLP on different features

MLP-OF is the worst, followed by the performance of using *knowledge abundance* and *preference satisfaction* separately. SP-MLP-AF has the best performance, which is 31.71%, 30.53% and 19.74% higher than OF in EM, AGR and BLEU-2 respectively. Compared with the best Strategy 1, AF has improved EM, AGR and BLEU-2 by 7.73%, 5.72% and 4.54% respectively. The results show that there is a certain gap between the strategy learned by neural network based entirely on the historical data and the operating rules in real world. The features of *knowledge abundance* and *preference satisfaction* are input into SP-MLP, which reflects the strategy of human-machine dialogue and helps SP-MLP find the learning direction. Compared with the strategy algorithm, neural network has higher generalization ability and fault tolerance, so SP-MLP with additional feature performs better. However, the length of the sequence generated by SP-MLP is constant, less than or equal to 6. SP-MLP is not enough to deal with complex real scenes, because it's a supervised model.

6.2 Real-time Detection

Real-time Detection is divided into Requirement Completion Estimation and Current Requirement Prediction. As shown in Table. 3, the former has fewer labels than the latter, so the accuracy is higher. To evaluate the contribution of the Encoder (ERNIE) in URef-(b), this paper conducts a comparative experiment between traditional text classification models (TextCNN, LSTM, BiLSTM) and pre-trained models (BERT, ERNIE). The results show that the pre-training model is better, and the accuracy of ERNIE is 0.38% and 0.24% higher than that of BERT in Requirement completion and Requirement prediction, respectively. PaddlePALM

uses ERNIE to extract semantic features in utterance, and jointly learns these two sub-tasks in the way of hard parameter sharing. Compared with ERNIE, the accuracy of PaddlePALM has increased by 0.52% and 0.21% in Requirement Completion and Requirement Prediction, respectively. This proves that there is a potential correlation between these two sub-tasks, and higher performance of each sub-task can be obtained through joint learning. The joint model, URef-(b), can achieve the accuracy scores of 96.67%, 94.13% for Requirement Completion and Requirement Prediction, an increase of 1.99%, 2.91% over PaddlePALM respectively, and an increase of 2.54%, 2.91% over the baseline respectively. It proves the effectiveness of the sub-nets in URef-(b) after the fusion of requirements transition feature.

TABLE 3
Real-time Detection Performance

Method	Requirement Completion	Requirement Prediction
	Acc/F1	Acc/F1
baseline	94.13/93.28	91.22/90.66
TextCNN	91.26/90.12	91.17/90.08
LSTM	90.27/89.92	91.89/90.15
BiLSTM	92.31/91.34	91.65/90.26
BERT	93.78/91.94	90.77/90.10
ERNIE	94.16/93.37	91.01/90.71
PaddlePALM	94.68/93.39	91.22/90.67
URef-(b)	96.67/95.16	94.13/93.62

TABLE 4
The generated responses for different inputs

Truth Response	Generated Response	Current Requirement	Service Resource (Subject,Predicate,Object)
User utterance: Yes, idols are excellent. Last Requirement: chitchat about celebrities. Completion: Finished			
Would you like to watch the movie <i>Kung Fu Panda 3</i> ?	The movie <i>Kung Fu Panda 3</i> is very good. I recommend it to you.	recommend movie	(Jay Zhou, starring, <i>Kung Fu Panda 3</i>)
This is a Hollywood cartoon with a Chinese flavor.	Since you like him so much, do you want to watch his starring in <i>Tian Court</i> ?	recommend movie	-
	Jay Chou starred in <i>Kung Fu Panda 3</i> .	-	(Jay Zhou, starring, <i>Kung Fu Panda 3</i>)
	Yes, he’s also a movie actor	-	-
User utterance: Hello, any news about Jay Chou? Last Requirement: -. Completion: -.			
Hi, Jay Chou just released a new song <i>Waiting For You</i> , which evoked the memories of youth in netizens	Then let me tell you a piece of news about Jay Chou, he just released a new song <i>Waiting For You</i> . Would you like to hear about Jay Chou’s news? Jay Chou released <i>Waiting For You</i> , go and listen. Hello, there are.	news order	(Jay Zhou, releases, <i>Waiting For You</i>)
		news order	-
		-	(Jay Zhou, releases, <i>Waiting For You</i>)
		-	-

All sentences are in Chinese and they are translated into English in this table. Each pink row shows the user’s utterance, the last user’s requirement and the completion of the last requirement. Given one utterance, there are different responses generated with four types of input : “+(-)r” and “+(-)k”. Below the pink row, the first line shows the output of SaRSNet when the current requirement and the service resource are taken as input. The remaining three lines show the output of MGCG_G with different types of input respectively. “-” represents the value of the item is none. The truth response is the real-valued reply to the utterance. Moreover, the current requirement was predicted by URef and the service resource was selected by Selection Network in SaRSNet, both of which are taken as input.

6.3 Response Generation

The performance of models on Resource Selection and Response Generation are shown in Table. 5. All the models do not perform well with only user utterance as input on both two tasks, while improving when the requirement node is added to the input. This indicates the necessity of user requirements in the Recommend Response Generation. Moreover, “S2S-Attn +r.-k.” performs worse than “S2S-Attn -r.+k.”, because S2S-Attn does not have the ability to select service resource. Compared to S2S-Attn, Pointer-Generator is able to select resources based on copy mechanism, which is also introduced into SaRSNet. However, MGCG_G performs better than Pointer-Generator due to its three encoders. This indicates the effectiveness of a strategy for encoding the three inputs (utterance, requirement, resources) separately, which is also introduced into SaRSNet. SaRSNet overall outperforms MGCG_G on six metrics of two tasks, which shows that the modeling approach on resource selection and text generation is reasonable.

6.4 Case Study

To reveal the impact of URef on SaRSNet in the proposed Two-phase Requirement Elicitation Method, the generated responses for different inputs are shown in Table. 4. Each pink row shows the user’s utterance, the last user’s requirement and the completion of the last requirement. The current requirement was predicted by URef and the service resource was selected by Selection Network of SaRSNet. Given one utterance, there are different responses generated with four types of input : “+r+k”, “+r-k”, “-r+k”, and “-r-k”. “+r+k” means take both current requirement and service resource as input.

- **Utterance 1:** Yse, idols are excellent? (是啊，偶像就是优秀啊)
According to the predictions of URef-(a), the last

TABLE 5
Response Generation Performance

Method	Resource Selection Precision/Recall/F1	Response Generation BLEU-2/DIST-2/PPL
S2S-Attn -r.-k.	0.253/0.205/0.226	0.152/0.018/25.82
S2S-Attn +r.-k.	0.265/0.219/0.24	0.171/0.024/23.08
S2S-Attn -r.+k.	0.258/0.212/0.232	0.173/0.021/22.85
S2S-Attn +r.+k.	0.274/0.235/0.253	0.195/0.026/20.13
Pointer-Generator -r.-k.	0.256/0.211/0.231	0.169/0.035/18.57
Pointer-Generator +r.-k.	0.268/0.225/0.244	0.177/0.034/18.11
Pointer-Generator -r.+k.	0.352/0.321/0.335	0.181/0.044/17.82
Pointer-Generator +r.+k.	0.358/0.329/0.343	0.195/0.059/17.24
MGCG_G +r.+k.	0.401/0.377/0.383	0.219/0.052/17.69
SaRSNet +r.+k.	0.408/0.388/0.398	0.225/0.083/16.12

All models take user’s utterance as original input. “+(-)r.” represents add (not add) the requirement node to the original input. “+(-)k.” represents add (not add) the service resource to the original input. For both “S2S-Attn +r.+k.” and “Pointer-Generator +r.+k.”, this paper concatenates the utterance, the requirement node, and the related service resources into a piece of text as input.

user requirement is *chitchat about celebrities*. Based on the utterance, URef-(b) supposes it has been finished and predicts the user’s current potential requirement is *recommend movie*. Thus, the bot should generate a response grounded on the current requirement and service resource to initiate a new conversation. Without the requirement and resource, the generated response (Yes, he’s also a movie actor. 对的，他还是个演员) is security and hollow when only the utterance is taken as input. With the requirement, the anomaly generated response (Since you like him so much, do you want to watch his starring in *Tian Court*? 既然你这么喜欢他，那他主演的天庭外传你要不要看一下?) is more relevant to the topic. But the recommended item (*Kung Fu Panda 3*) is inconsistent with the truth response (*Tian Court*)

when inputs is missing the service resource. In fact, Tian Court have nothing to do with Jay Chou. Lack of resources leads to factual errors in generated response. Although, the recommended item appears in the generated response (Jay Chou starred in Kung Fu Panda 3. 周杰伦主演了功夫熊猫3) with the service resource, the response is only a statement of fact and lacks the tone of recommendation cause of the missing of the current requirement. With the requirement and the resource, SaRSNet generates an appropriate response (The movie Kung Fu Panda 3 is very good. I recommend it to you. 功夫熊猫3这部电影很叫座, 我推荐给你看看) based on the utterance, which is closer to the truth response.

- **Utterance 2:** Hello, any news about Jay Chou? (哈喽, 有关于周杰伦的新闻吗?)

Different from **Utterance 1**, **Utterance 2** is the first sentence initiated by the user in a conversation. Therefore, the last requirement does not exist. URef-(b) predicts the current requirement is *news order* and the completion is unfinished. The generated response needs to answer the user's question. As in the case of **Utterance 1**, lack of the requirement and the resource will result in a security, hollow or anomaly response. Compared with others, the response (Then let me tell you a piece of news about Jay Chou, he just released a new song Waiting For You. 那我给你说一个关于周杰伦的新闻吧, 他刚刚发布新歌等你下课。) generated by SaRSNet based on the requirement and the resource meets the requirement of the user well. This further demonstrates that both user requirement predicted by URef and service resources selected by SaRSNet are important.

7 CONCLUSION

This paper proposed a novel user requirement elicitation framework (URef), which is divided into two parts: URef-(a) and URef-(b). Grounded on user's preference and Personal KB, URef-(a) prepares the user's potential requirement chain before the conversation. Based on the user's utterance, URef-(b) judges whether the last requirement is met and then predicts user's requirement in the current-turn. When the requirement is changed, URef-(a) will re-plan a sequence with the new starting point.

To deal with Recommend Response Generation task, a novel Seq2Seq Model (SaRSNet) is proposed. SaRSNet selects the right service resource based on scoring mechanism, then generates an appropriate response text to user grounded on user's utterance, selected service resource and user's requirement node.

However, user profile is known beforehand in this work, not obtained by bots through questioning. Thus, it is interesting to explore how to obtain the user profile during the conversation. This work will be left as the future work.


ACKNOWLEDGMENT

This work is partially supported by the National Key Research and Development Program of China(2018YFB1402500), the National Science Foundation of China(61802089, 61772155, 61832004, 61832014).

REFERENCES

- [1] B. Zhang, Z. Tu, Y. Jiang, S. He, G. Chao, D. Chu, and X. Xu, "DGPf: A dialogue goal planning framework for cognitive service conversational bot," in *2021 IEEE International Conference on Web Services, ICWS 2021, Chicago, IL, USA, September 5-10, 2021*, 2021, pp. 335-340.
- [2] M. Baldauf, R. Bösch, C. Frei, F. Hautle, and M. Jenny, "Exploring requirements and opportunities of conversational user interfaces for the cognitively impaired," in *Proceedings of the 20th International Conference on Human-Computer Interaction with Mobile Devices and Services Adjunct, MobileHCI*, 2018, pp. 119-126.
- [3] X. Xu, Z. Wang, Z. Tu, D. Chu, and Y. Ye, "E-sbot: A soft service robot for user-centric smart service delivery," in *2019 IEEE World Congress on Services (SERVICES)*, 2019, pp. 354-355.
- [4] S. Louvan and B. Magnini, "Recent neural methods on slot filling and intent classification for task-oriented dialogue systems: A survey," in *Proceedings of the 28th International Conference on Computational Linguistics, COLING*, 2020, pp. 480-496.
- [5] H. Chen, X. Liu, D. Yin, and J. Tang, "A survey on dialogue systems: Recent advances and new frontiers," *SIGKDD Explor.*, vol. 19, no. 2, pp. 25-35, 2017.
- [6] N. Bahurmuz, R. Alnajim, R. Al-Mutairi, Z. Al-Shingiti, F. Saleem, and B. Fakieh, "Requirements elicitation techniques in mobile applications: A systematic literature review," *Int. J. Inf. Technol. Proj. Manag.*, vol. 12, no. 3, pp. 1-18, 2021.
- [7] S. Xue and F. Ren, "Intent-enhanced attentive bert capsule network for zero-shot intention detection," *Neurocomputing*, vol. 458, pp. 1-13, 2021.
- [8] Z. Liu, Y. Yan, K. He, S. Liu, H. Xu, and W. Xu, "Self-training with masked supervised contrastive loss for unknown intents detection," in *International Joint Conference on Neural Networks, IJCNN*, 2021, pp. 1-7.
- [9] P. G. Shivakumar, M. Yang, and P. G. Georgiou, "Spoken language intent detection using confusion2vec," in *Interspeech 2019, 20th Annual Conference of the International Speech Communication Association*, 2019, pp. 819-823.
- [10] C. Muise, T. Chakraborti, S. Agarwal, O. Bajgar, A. Chaudhary, L. A. Lastras-Montano, J. Ondrej, M. Vodolan, and C. Wiecha, "Planning for goal-oriented dialogue systems," *CoRR*, vol. abs/1910.08137, 2019.
- [11] Z. Jiang, J. Ma, J. Lu, G. Yu, Y. Yu, and S. Li, "A general planning-based framework for goal-driven conversation assistant," in *The Thirty-Third Conference on Artificial Intelligence, AAAI*, 2019, pp. 9857-9858.
- [12] J. Tang, T. Zhao, C. Xiong, X. Liang, E. P. Xing, and Z. Hu, "Target-guided open-domain conversation," in *Proceedings of the 57th Conference of the Association for Computational Linguistics, ACL*, 2019, pp. 5624-5634.
- [13] W. Wu, Z. Guo, X. Zhou, H. Wu, X. Zhang, R. Lian, and H. Wang, "Proactive human-machine conversation with explicit conversation goal," in *Proceedings of the 57th Conference of the Association for Computational Linguistics, ACL*, 2019, pp. 3794-3804.
- [14] Y. Jang, J. Lee, and K. Kim, "Bayes-adaptive monte-carlo planning and learning for goal-oriented dialogues," in *The Thirty-Fourth Conference on Artificial Intelligence, AAAI*, 2020, pp. 7994-8001.
- [15] J. Xu, H. Wang, Z. Niu, H. Wu, and W. Che, "Knowledge graph grounded goal planning for open-domain conversation generation," in *The Thirty-Fourth Conference on Artificial Intelligence, AAAI*, 2020, pp. 9338-9345.
- [16] S. Minaee, N. Kalchbrenner, E. Cambria, N. Nikzad, M. Chenaghlu, and J. Gao, "Deep learning-based text classification: A comprehensive review," *ACM Comput. Surv.*, vol. 54, no. 3, pp. 62:1-62:40, 2021.
- [17] O. Habimana, Y. Li, R. Li, X. Gu, and G. Yu, "Sentiment analysis using deep learning approaches: an overview," *Sci. China Inf. Sci.*, vol. 63, no. 1, p. 111102, 2020.
- [18] Y. Feng and Y. Cheng, "Short text sentiment analysis based on multi-channel CNN with multi-head attention mechanism," *IEEE Access*, vol. 9, pp. 19 854-19 863, 2021.
- [19] M. P. Akhter, J. Zheng, I. R. Naqvi, M. Abdelmajeed, A. Mehmood, and M. T. Sadiq, "Document-level text classification using single-layer multisize filters convolutional neural network," *IEEE Access*, vol. 8, pp. 42 689-42 707, 2020.
- [20] D. Wu, L. Ding, F. Lu, and J. Xie, "Slotrefine: A fast non-autoregressive model for joint intent detection and slot filling," in *Proceedings of the 2020 Conference on Empirical Methods in Natural*

- Language Processing, EMNLP 2020, Online, November 16-20, 2020*, 2020, pp. 1932–1937.
- [21] J. Wang, K. Wei, M. Radfar, W. Zhang, and C. Chung, “Encoding syntactic knowledge in transformer encoder for intent detection and slot filling,” in *Thirty-Fifth AAAI Conference on Artificial Intelligence, 2021*, 2021, pp. 13 943–13 951.
- [22] K. Xue, Y. Zhou, Z. Ma, T. Ruan, H. Zhang, and P. He, “Fine-tuning BERT for joint entity and relation extraction in chinese medical text,” in *2019 IEEE International Conference on Bioinformatics and Biomedicine, BIBM, 2019*, pp. 892–897.
- [23] M. Liu, Y. Zhang, W. Li, and D. Ji, “Joint model of entity recognition and relation extraction with self-attention mechanism,” *ACM Trans. Asian Low Resour. Lang. Inf. Process.*, vol. 19, no. 4, pp. 59:1–59:19, 2020.
- [24] L. Qin, W. Che, Y. Li, M. Ni, and T. Liu, “Dcr-net: A deep co-interactive relation network for joint dialog act recognition and sentiment classification,” *Proceedings of the AAAI Conference on Artificial Intelligence*, vol. 34, no. 5, pp. 8665–8672, 2020.
- [25] L. Qin, Z. Li, W. Che, M. Ni, and T. Liu, “Co-gat: A co-interactive graph attention network for joint dialog act recognition and sentiment classification,” in *Thirty-Fifth AAAI Conference on Artificial Intelligence, AAAI 2021, Thirty-Third Conference on Innovative Applications of Artificial Intelligence, IAAI 2021, The Eleventh Symposium on Educational Advances in Artificial Intelligence, EAAI 2021, Virtual Event, February 2-9, 2021*, 2021, pp. 13 709–13 717.
- [26] M. Crawshaw, “Multi-task learning with deep neural networks: A survey,” *CoRR*, vol. abs/2009.09796, 2020.
- [27] L. Shang, Z. Lu, and H. Li, “Neural responding machine for short-text conversation,” in *Proceedings of the 53rd Annual Meeting of the Association for Computational Linguistics and the 7th International Joint Conference on Natural Language Processing of the Asian Federation of Natural Language Processing, ACL 2015, July 26-31, 2015, Beijing, China, Volume 1: Long Papers*. The Association for Computer Linguistics, 2015, pp. 1577–1586.
- [28] S. Santhanam and S. Shaikh, “A survey of natural language generation techniques with a focus on dialogue systems - past, present and future directions,” *ArXiv*, vol. abs/1906.00500, 2019.
- [29] T. Wen, M. Gasic, N. Mrksic, P. Su, D. Vandyke, and S. J. Young, “Semantically conditioned lstm-based natural language generation for spoken dialogue systems,” in *Proceedings of the 2015 Conference on Empirical Methods in Natural Language Processing, EMNLP, 2015*, pp. 1711–1721.
- [30] T. Wen, M. Gasic, N. Mrksic, L. M. Rojas-Barahona, P. Su, D. Vandyke, and S. J. Young, “Multi-domain neural network language generation for spoken dialogue systems,” in *The Conference of the North American Chapter of the Association for Computational Linguistics: Human Language Technologies, 2016*, pp. 120–129.
- [31] S. Su, K. Lo, Y. T. Yeh, and Y. Chen, “Natural language generation by hierarchical decoding with linguistic patterns,” in *Proceedings of the 2018 Conference of the North American Chapter of the Association for Computational Linguistics: Human Language Technologies, NAACL-HLT, 2018*, pp. 61–66.
- [32] S. Bao, H. He, F. Wang, H. Wu, H. Wang, W. Wu, Z. Guo, Z. Liu, and X. Xu, “PLATO-2: towards building an open-domain chatbot via curriculum learning,” in *Findings of the Association for Computational Linguistics: ACL/IJCNLP*, vol. ACL/IJCNLP 2021, 2021, pp. 2513–2525.
- [33] D. Adiwardana, M. Luong, D. R. So, J. Hall, N. Fiedel, R. Thop-pilan, Z. Yang, A. Kulshreshtha, G. Nemade, Y. Lu, and Q. V. Le, “Towards a human-like open-domain chatbot,” *CoRR*, vol. abs/2001.09977, 2020.
- [34] S. Roller, E. Dinan, N. Goyal, D. Ju, M. Williamson, Y. Liu, J. Xu, M. Ott, E. M. Smith, Y. Boureau, and J. Weston, “Recipes for building an open-domain chatbot,” in *Proceedings of the 16th Conference of the European Chapter of the Association for Computational Linguistics: Main Volume, EACL, 2021*, pp. 300–325.
- [35] S. Montagna, S. Mariani, E. Gamberini, A. Ricci, and F. Zambonelli, “Complementing agents with cognitive services: A case study in healthcare,” *J. Medical Syst.*, vol. 44, no. 10, p. 188, 2020.
- [36] Y. Kim, “Convolutional neural networks for sentence classification,” in *Proceedings of the 2014 Conference on Empirical Methods in Natural Language Processing, EMNLP, 2014*, pp. 1746–1751.
- [37] S. Hochreiter and J. Schmidhuber, “Long short-term memory,” *Neural Comput.*, vol. 9, no. 8, pp. 1735–1780, 1997.
- [38] J. Devlin, M. Chang, K. Lee, and K. Toutanova, “BERT: pre-training of deep bidirectional transformers for language understanding,” in *Proceedings of the 2019 Conference of the North American Chapter of the Association for Computational Linguistics: Human Language Technologies, NAACL-HLT, 2019*, pp. 4171–4186.
- [39] Y. Sun, S. Wang, Y. Li, S. Feng, X. Chen, H. Zhang, X. Tian, D. Zhu, H. Tian, and H. Wu, “ERNIE: enhanced representation through knowledge integration,” *CoRR*, vol. abs/1904.09223, 2019.
- [40] H. Li, “D-net in emnlp2019 mrqa track,” <https://github.com/PaddlePaddle/Research/tree/master/NLP/MRQA2019-D>, accessed Feb 20, 2020.
- [41] D. Bahdanau, K. Cho, and Y. Bengio, “Neural machine translation by jointly learning to align and translate,” in *3rd International Conference on Learning Representations, ICLR 2015, San Diego, CA, USA, May 7-9, 2015, Conference Track Proceedings, 2015*.
- [42] I. Sutskever, O. Vinyals, and Q. V. Le, “Sequence to sequence learning with neural networks,” in *Advances in Neural Information Processing Systems 27: Annual Conference on Neural Information Processing Systems 2014, December 8-13 2014, Montreal, Quebec, Canada, 2014*, pp. 3104–3112.
- [43] A. See, P. J. Liu, and C. D. Manning, “Get to the point: Summarization with pointer-generator networks,” in *Proceedings of the 55th Annual Meeting of the Association for Computational Linguistics, ACL 2017, Vancouver, Canada, July 30 - August 4, Volume 1: Long Papers, 2017*, pp. 1073–1083.
- [44] Z. Liu, H. Wang, Z. Niu, H. Wu, W. Che, and T. Liu, “Towards conversational recommendation over multi-type dialogs,” in *Proceedings of the 58th Annual Meeting of the Association for Computational Linguistics, ACL, 2020*, pp. 1036–1049.
- [45] K. Papineni, S. Roukos, T. Ward, and W. Zhu, “Bleu: a method for automatic evaluation of machine translation,” in *Proceedings of the 40th Annual Meeting of the Association for Computational Linguistics, July 6-12, 2002, Philadelphia, PA, USA, 2002*, pp. 311–318.
- [46] M. Popel and D. Mareček, “Perplexity of n-gram and dependency language models,” in *Text, Speech and Dialogue, 13th International Conference, TSD 2010, Brno, Czech Republic, September 6-10, 2010. Proceedings*, ser. Lecture Notes in Computer Science, vol. 6231, 2010, pp. 173–180.
- [47] J. Li, M. Galley, C. Brockett, J. Gao, and B. Dolan, “A diversity-promoting objective function for neural conversation models,” in *NAACL HLT 2016, The 2016 Conference of the North American Chapter of the Association for Computational Linguistics: Human Language Technologies, San Diego California, USA, June 12-17, 2016*, 2016, pp. 110–119.
- [48] D. P. Kingma and J. Ba, “Adam: A method for stochastic optimization,” in *3rd International Conference on Learning Representations, ICLR, 2015*.



Bolin Zhang received the MS degree in Computer Science from the Harbin Institute of Technology (HIT), China. He is currently an Ph.D at the ICES Lab of HIT. His research interests include cognitive service, software service bot, and dialogue system.



Zhiying Tu received the MS degree in Computer Science from the Harbin Institute of Technology (HIT), China. He received a Ph.D degree in Computer Integrated Manufacturing (Productique) from the University of Bordeaux, France. Since 2013, He began to work at HIT. His research interests include Service Computing, Enterprise Interoperability, and Cognitive Computing. He has 20 publications as edited books and proceedings, refereed book chapters, and refereed technical papers in journals and conferences. He is the member of IEEE Computer Society.



Yunzhe Xu received the BSc degree in Computer Science from the Harbin Institute of Technology (HIT), China. His research interests include Service Computing, text generation and dialogue system.



Dianhui Chu received the MS and PhD degrees in Computer Science from the Harbin Institute of Technology (HIT), China. He is a professor and dean at School of Computer Science and Technology in HIT. His research interests include Service Computing.



Xiaofei Xu received the MS and PhD degrees in Computer Science from the Harbin Institute of Technology (HIT), China. He is a professor at School of Computer Science and Technology, and vice president of HIT. His research interests include enterprise intelligent computing, services computing, Internet of services, and data mining. He is the associate chair of IFIP TC5 WG5.8, chair of INTEROP-VLab China Pole, fellow of China Computer Federation (CCF), and the vice director of the technical committee of

service computing of CCF. He is the author of more than 300 publications. He is member of the IEEE and ACM.