

BARGAIN-MATCH: A Game Theoretical Approach for Resource Allocation and Task Offloading in Vehicular Edge Computing Networks

Zemin Sun, *Student Member, IEEE*,

Abstract—Vehicular edge computing (VEC) is emerging as a promising architecture of vehicular networks (VNs) by deploying the cloud computing resources at the edge of the VNs. This work aims to optimize resource allocation and task offloading in VEC networks. Specifically, we formulate a game theoretical resource allocation and task offloading problem (GTRATOP) that aims to maximize the system performance by jointly considering the incentive for cooperation, competition among vehicles, heterogeneity between VEC servers and vehicles, and inherent dynamic of VNs. Since the formulated GTRATOP is NP-hard, we propose an adaptive approach for resource allocation and task offloading in VEC networks by incorporating bargaining game and matching game, which is called BARGAIN-MATCH. First, for resource allocation, a bargaining game-based incentive is proposed to stimulate the vehicles and VEC servers to negotiate the optimal resource allocation and pricing decisions. Second, for task offloading, a many-to-one matching scheme is proposed to decide the optimal offloading strategies. Third, the dynamic and time-varying features are considered to adapt the strategies of BARGAIN-MATCH to the real-time VEC networks. Moreover, the BARGAIN-MATCH is proved to be stable and weak Pareto optimal. Simulation results demonstrate that the proposed BARGAIN-MATCH achieves superior system performance and efficiency compared to other methods, especially when the system workload is heavy.

Index Terms—Vehicular network, vehicular edge computing, game theory, resource allocation, task offloading.



1 INTRODUCTION

WITH the development of vehicular networks (VNs) and the ever-increasing number of vehicles on the road, various and explosive applications are emerging such as autonomous driving, auto navigation, and augmented reality. These vehicular applications usually require extensive computation resources and low or ultra-low latency. However, fulfilling the computation-intensive and delay-sensitive tasks is challenging due to the limited computation resources of vehicles. To overcome this challenge, mobile edge computing (MEC) is emerging as a promising technology by shifting the cloud computing resources in close proximity to mobile terminals, leading to the new paradigm of vehicular edge computing (VEC) [1], [2], [3]. The VEC migrates the lightweight and ubiquitous resources from cloud servers to the road side units (RSUs) equipped with VEC servers to extend the computation capabilities of the conventional VNs [4]. By offloading the tasks to the VEC servers, the communication latency between the vehicles and cloud servers can be reduced, and the computation overloads on vehicles can be relieved.

Despite the advantages of VEC networks, large deployment of the VEC networks confronts several challenges that have not been fully explored by the existing studies. *First*, regarding the computation resource allocation, effective incentive mechanisms are crucial to stimulate cooperation be-

tween the VEC servers and vehicles. Without any incentive, VEC servers may be unwilling to provide their computation resources voluntarily due to the limited resources, and the vehicles may excessively request computation resources due to the inherent selfishness. *Second*, regarding the task offloading, there exists competition or conflict among vehicles due to the stringent requirements of tasks and the limited resources of the VEC servers [5]. Selfishly offloading tasks could incur computation congestion at certain VEC servers. Therefore, the task offloading strategy of a vehicle should depend not only on its own requirements, but also on the offloading strategies of the other vehicles. *Third*, regarding the joint resource allocation and task offloading, a critical challenge lies in the heterogeneity between the VEC servers and vehicles. Specifically, different VEC servers have different computation resources, while different vehicles have different requirements on their tasks. In other words, VEC servers and vehicles have heterogeneous preferences on each other. Blindly or exhaustively offloading the tasks or allocating the resources could incur computation congestion, load imbalance, or high computational complexity. Therefore, efficient approaches should guarantee that the VEC servers and vehicles are mutually satisfied with each other. *Finally*, as an extension of VNs, VEC networks are characterized by highly dynamic condition. Therefore, the dynamic and time-varying features should be considered to adapt the decisions to real-time VEC networks.

The optimization of computation resource allocation and task offloading are two key points in VEC networks. Several recent studies focus on the optimization of task offloading

• E-mail: laurasun166@gmail.com

Manuscript received April 19, 2005; revised August 26, 2015.

[6], [7], [8], [9]. For example, in [6], a load-balancing offloading approach is designed with the aim of minimizing the processing delay of the computation tasks. Wang et al. [7] propose a multi-user non-cooperative computation offloading game where each vehicle in the VEC networks can adjust the offloading probability according to the traffic density. Dai et al. [8] design a cooperative task offloading scheme by using the queuing theory to model the task execution process to minimize the system delay. Bute et al. [9] aim to maximize the offloading reliability and minimize the offloading latency in VEC networks. However, these studies mainly focus on optimizing the offloading strategies of vehicles without considering the resource allocation from the perspective of VEC servers.

Moreover, considering the limited resources of VEC servers, there exist some works that target on efficient resource allocation for VEC servers [10], [11], [12]. For example, Peng et al. [10] employ a deep learning approach to manage the resources of VEC servers for the delay-sensitive applications of vehicles. Zhu et al. [11] adopt a Stackelberg game to model the interaction between vehicles and VEC servers to obtain the price and amount of computation resources to be allocated. In [12], the authors focus on the power-aware resource management to jointly optimize the resource utilization and energy efficiency of VEC servers. However, these works do not consider the offloading strategies from the perspective of vehicles.

Since the problems of resource allocation and task offloading are coupled with each other [10], many research works have been performed to jointly optimize the resource allocation and task offloading in VEC networks [4], [5], [13], [14], [15]. For instance, Dai et al. [4] formulate the joint task offloading and load balancing as a system maximization problem under the constraint of computation resources. In [13], the task offloading is optimized by maximizing the task completion probability, and the resource allocation is determined by performing a mobility-aware greedy algorithm. In [5], the offloading decisions and the resource allocation are achieved by using the game theory and the Lagrange multiplier method, respectively. Considering the limited energy of vehicles, Huang et al. [14], [15] propose an energy efficiency-driven approach to reduce the energy costs of vehicles under the constraint of computation resources of VEC servers. However, most of these studies ignore the incentive mechanisms, the mutual impacts of competitive offloading behaviors among vehicles, or the heterogeneous preferences between VEC servers and vehicles.

The above-mentioned challenges motivate us to focus on the joint and adaptive optimization of the resource allocation and task offloading in VEC networks by jointly considering the stimulation to cooperation between the VEC servers and vehicles, the competition among vehicles, the solutions to heterogeneity between VEC servers and vehicles, and the adaptivity to the dynamic networks. In other words, the vehicles not only have to compete with each other to make the optimal offloading strategies, but also to cooperate with the VEC servers to negotiate the optimal resource allocation and pricing strategies. Game theory offers a rigorous mathematical tool to model and analyze the complex interactions among different decision makers that cooperatively or competitively make strategies

under limited resources [16]. It has been adopted in VEC networks to address the inherent competitive nature of the task offloading strategies [5], [6], [17], [18]. However, few of them jointly address the aspects of incentive to cooperation, competitive offloading, heterogeneous preferences, and adaptivity to the network.

Different from the previous works, we propose a game theoretical resource allocation and task offloading approach that mainly concerns about the following aspects: 1) Resource management efficiency, i.e., VEC servers can be stimulated to cooperate with vehicles to maximize the resource utilization. 2) Offloading efficiency, i.e., vehicles can competitively determine the satisfied offloading strategies. 3) System efficiency, i.e., both VEC servers and vehicles that have heterogeneous preferences are mutually satisfied with each other. 4) Adaptivity, i.e., VEC servers and vehicles can adapt their decisions to the VEC network. The main contributions of this paper are summarized as follows:

- Considering the complex interactions among VEC servers and vehicles, we formulate a game theoretical resource allocation and task offloading problem (GTRATOP) to jointly and adaptively optimize the computation resource allocation and task offloading in VEC networks. GTRATOP seeks to maximize the system performance by stimulating resource allocation, reducing task offloading costs (i.e., delay, energy consumption, and possible congestion or load imbalance), and guaranteeing the adaptivity to the dynamic network. Specifically, VEC servers and vehicles can cooperatively negotiate the optimal resource allocation and pricing strategies. Besides, vehicles can competitively decide the optimal offloading strategies.
- Due to the NP-hardness of the formulated GTRATOP, we propose an adaptive resource allocation and task offloading approach (BARGAIN-MATCH) to solve the problem. *For resource allocation*, we design a bargaining-based incentive to stimulate the interaction between the VEC servers and vehicles to negotiate the satisfied agreements on the resource allocation and price. *For task offloading*, we propose a many-to-one matching-based offloading approach to overcome the competition among the vehicles and the heterogeneity between vehicles and VEC servers. Specifically, VEC servers and vehicles can dynamically form stable and mutual-satisfied matching pairs for tasking offloading in a self-organizing manner. *For adaptivity*, BARGAIN-MATCH is designed based on a period time, and the positions and dynamic of vehicles are considered. VEC servers and vehicles can adjust their strategies in each time slot according to the real-time VEC network.
- Simulation results demonstrate the superiority of the proposed BARGAIN-MATCH for resource allocation and task offloading. Moreover, it is found that BARGAIN-MATCH achieves superior performances in terms of system utility, vehicle utility and VEC server utility. Besides, BARGAIN-MATCH is able to improve the task processing rate and task completion delay significantly, especially when the system workload is heavy.

The remaining of this paper is organized as follows. Sec-

tion 2 presents the models and preliminaries. The problem formulation is given in Section 3. Section 4 elaborates the proposed BARGAIN-MATCH. Section 5 shows the simulation results and discussions. Finally, this work is concluded in Section 6.

2 MODELS AND PRELIMINARIES

2.1 System model

As shown in Fig. 1, we consider a VEC network that consists of a set of VEC servers (each of them is installed on a RSU) denoted as $\mathcal{E} = \{1, \dots, E\}$, and a set of vehicles denoted as $\mathcal{V} = \{1, \dots, V\}$. Moreover, the road is divided into E segments with the lengths of $\{R_1, \dots, R_E\}$. In addition, each RSU is located along the road in one segment, and each vehicle that runs within a segment can only directly access the RSU in the same range.

Each vehicle $i \in \mathcal{V}$ has a set of characteristics $\{\mathbf{P}_i(t), v_i, \mathcal{T}_i\}$, where $\mathbf{P}_i(t) = (X_i(t), Y_i(t), 0)$ is the position of vehicle i at time slot t , v_i is the velocity of vehicle i , and \mathcal{T}_i is the computation task that needs to be executed. Moreover, each vehicle i has a computation task denoted as $\mathcal{T}_i = \{D_i^{in}, C_i, C_i^{req}, T_i^{max}\}$, wherein D_i is the size of the offloading computation task, C_i denotes the computation resources (CPU cycles/s) ¹ required by per bit of task, $C_i^{req} = D_i^{in} \cdot C_i$ denotes the computation resources that is required to fulfill the task, and T_i^{max} is the maximum tolerable delay of the task. Moreover, each vehicle can select to execute the task locally or offload it to one of the VEC servers. The offloading strategy set of the vehicles is defined as $S_v = \{s_i | s_i \in \{s_i^0, s_i^1, \dots, s_i^M\}, s_i^a \in \{0, 1\}, i \in \mathcal{V}, a \in \mathcal{A}\}$, where $a \in \mathcal{A}$ denotes a set of possible strategies of vehicle i , and $\mathcal{A} = \{0, 1, \dots, M\}$ denotes the offloading decision set for each vehicle, respectively. Specifically, the strategy $s_i \in S_i$ of vehicle i includes executing the task locally ($s_i^0 = 1$) or offloading the task to VEC server j ($s_i^j = 1$).

Each VEC server $j \in \mathcal{E}$ has the characteristics of $\{\mathbf{P}_j, \mathcal{F}_j\}$, wherein $\mathbf{P}_j = (X_j, Y_j, 0)$ is the position of VEC server j , and \mathcal{F}_j is the computation resources of VEC server j . Note that each VEC server can decide the amount of computation resources to be allocated to each requesting vehicle and the unit price of the computation resource charged from each requesting vehicle. The resource allocation strategy set of the VEC servers is denoted as $S_m = \{s_{j,i} = (f_{j,i}, c_{j,i}) | i \in \mathcal{V}, j \in \mathcal{E}\}$, where $f_{j,i}$ is the computation resource allocated by VEC server j to vehicle i , and $c_{j,i}$ is the unit price of the computation resource charged by VEC server j from vehicle i .

Remark 1. The system model can be extended to the case where a vehicle has multiple tasks per time slot, which can be implemented by aggregating these tasks into one task of higher demand [19].

Remark 2. This study mainly focus on the strategies of MEC offloading and local offloading for the delay-sensitive and computation-intensive tasks. Central cloud offloading is not considered in this work due to the long transmission delay. Even so, the system model can be easily extended to

the scenario with more other types of offloading strategies by extending the strategy space of the vehicles.

2.2 Communication model

The upload data transmission rate from vehicle i to VEC server j that locates in the communication range of i is calculated by employing the signal to noise ratio (SINR)-based model, which has been widely used in recent studies (e.g., [6], [20]), and it is described as follows:

$$r_{i,j} = B_{i,j} \cdot \log_2(1 + \gamma_{i,j}), \quad (1)$$

where $B_{i,j}$ is the bandwidth between i and j . $\gamma_{i,j}$ (in watt) is the SINR of the received signal at VEC server j , which is given as follows:

$$\gamma_{i,j}(W) = \frac{\frac{P_i \cdot G_i \cdot G_j}{L_{i,j}}}{N_0 + \sum_{v_I \in \mathcal{V}, v_I \neq i} \frac{P_I \cdot G_I \cdot G_j}{L_{I,j}}}, \quad (2)$$

where P_i is the transmit power of vehicle i , G_i and G_j denote the antenna gains of vehicle i and VEC server j , respectively, and $L_{i,j}$ is the path loss from vehicle i to VEC server j . Moreover, $v_I \in \mathcal{V}, v_I \neq i$ is the other vehicles that could cause interference to VEC server j , P_I is the transmit power of interference vehicle I , G_I is the antenna gain of the interference vehicle, and $L_{I,j}$ is the path loss from vehicle I to VEC server j . In addition, $N_0 = \kappa \tau \omega B_{i,j}$ denotes the noise power [21], wherein $\kappa = 1.38 \times 10^{23}$ J/K is the Boltzmann's constant, τ is the receiving system noise temperature, and ω is the noise figure. The derivation of path loss values $L_{i,j}$ and $L_{I,j}$ are detailed as follows.

The path loss model is obtained by incorporating the path loss models of line-of-sight (LOS) and non-line of sight (NLOS) conditions, which are given as follows [22] [23]:

$$L(d) = p^{los} \cdot \frac{d^\beta (4\pi f_c)^2}{c^2} + p^{nlos} \cdot \frac{(4\pi \cdot d_0 \cdot f_c)^2}{c^2} \cdot \left(\frac{d}{d_0}\right)^\beta \cdot 10^{\frac{\chi_\sigma}{10}}, \quad (3)$$

where p^{los} and p^{nlos} are the probabilities of LOS and NLOS conditions, respectively, d is the distance between the communication parties, f_c is the carrier frequency, c is the speed of light, and β is the path loss exponent that depends on the propagation environment, d_0 is the reference distance, and χ_σ (in dB) is a zero-mean Gaussian distributed random variable with the standard deviation σ^2 representing shadowing [23].

$L_{i,j}$ and $L_{I,j}$ can be easily obtained by substituting the distance d_{ij} and d_{Ij} into Eq. (3), respectively. Then, by substituting $L_{i,j}$ and $L_{I,j}$ into Eq. (2), and further substituting the result into Eq. (1), the data transmission rate from vehicle i to VEC server j can be finally expressed as Eq. (4).

2.3 Computation model

2.3.1 Local computing model

When vehicle i decides to execute the task on its CPU locally, the time for executing the task T_i^0 is given as follows:

$$T_i^0 = \frac{C_i^{req}}{f_i}, \quad (5)$$

where f_i denotes the computation capacity of vehicle i .

1. In this study, the terms of "(computation) resource", "CPU resource", "computation capability" are used as the same meaning in [5], [6].

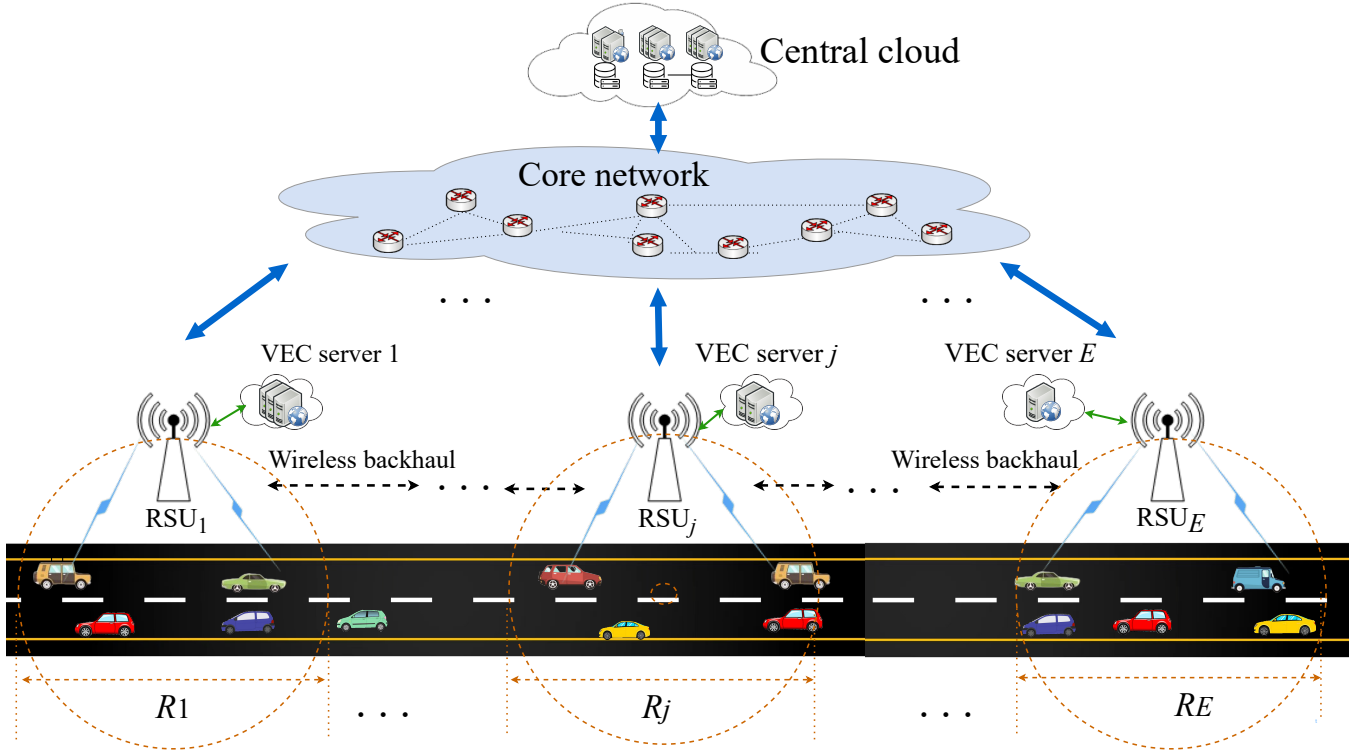


Fig. 1. The task offloading system model.

$$r_{i,j} = B_{i,j} \cdot \log_2 \left(1 + \frac{\frac{P_i \cdot G_i \cdot G_j \cdot}{p(\text{los}) \cdot \frac{d_{ij}^\beta (4\pi f_c)^2}{c^2} + p(\text{nlos}) \cdot \frac{(4\pi \cdot d_0 \cdot f_c)^2}{c^2} \cdot \left(\frac{d_{ij}}{d_0}\right)^\beta \cdot 10^{\frac{\chi_\alpha}{10}}}}{\kappa \tau \omega B_{i,j} + \sum_{v_I \in \mathcal{V}, v_I \neq i} \frac{P_I \cdot G_I \cdot G_j \cdot c^2}{L_{I,j} = p(\text{los}) \cdot \frac{d_{Ij}^\beta (4\pi f_c)^2}{c^2} + p(\text{nlos}) \cdot \frac{(4\pi \cdot d_0 \cdot f_c)^2}{c^2} \cdot \left(\frac{d_{Ij}}{d_0}\right)^\beta \cdot 10^{\frac{\chi_\alpha}{10}}}} \right). \quad (4)$$

2.3.2 Edge computing model

When vehicle i decides to offload the task to VEC server j , it should offloads the task to the VEC server k within its transmission range. If $k = j$, then the task is executed by VEC server k . Otherwise, the task will be further transmitted from VEC server k to VEC server j through wireless backhauls [24]. Therefore, the total time consumed by vehicle $i \in \mathcal{V}$ for offloading the task to VEC server $j \in \mathcal{E}$ is as follows [25], [26]:

$$T_i^j = T_{i,j}^{\text{tran}}(t) + T_{i,j}^{\text{comp}}(t), \quad (6)$$

where $T_{i,j}^{\text{tran}} = T_{i,j}^{\text{tran}}(t) + T_{i,j}^{\text{comp}}(t)$ denotes the transmission delay of the offloading from vehicle i to VEC server j , wherein $T_{i,k}^{\text{tran}} = \frac{D_i^{\text{in}}}{r_{i,k}}$ is the transmission delay from vehicle i to MEC sever k that is located in the transmission range of i and $T_{k,j}^{\text{tran}}(t) = N_{k,j} \cdot \frac{D_i^{\text{in}}}{r_{i2j}}$ is the transmission delay from VEC server k to VEC server j . $N_{k,j}$ is the number of link slot form k to j ($N_{k,j} = 0$ if $k = j$). Besides, $T_{i,j}^{\text{comp}} = \frac{C_i^{\text{req}}}{f_{j,i}}$ denotes the execution delay of the task, where $f_{j,i}$ is the computation resources that is allocated by VEC server j to vehicle i , $r_{i,j}$ is the data transmission rate from the vehicle to the VEC server which is given in Eq. (4). By substituting the formulas of $T_{i,j}^{\text{tran}}(t)$ and $T_{i,j}^{\text{comp}}(t)$ into Eq. (6), the total

delay for offloading the task of vehicle i to VEC server j can be expressed as follows:

$$T_i^j = \frac{D_i^{\text{in}}}{r_{i,j}} + \frac{C_i^{\text{req}}}{f_{j,i}} + \frac{N_{k,j} \cdot D_i^{\text{in}}}{r_{i2j}}. \quad (7)$$

Remark 3. Similarly to the studies in [25], [26], the delay that the VEC server sends the results back to the vehicle is omitted in this work because the size of the computation outcome are generally much smaller than that of the computation input for most applications.

2.4 Energy consumption model

2.4.1 Energy consumption for local computing

The CPU energy consumed for executing the task locally can be obtained according to [26], [27], where the CPU energy consumption is widely formulated as a function of the computation resources, which is as follows:

$$E_i^{\text{loc}} = \alpha_i \cdot (f_i)^{\tau_i} \cdot T_i^{\text{loc}} = \alpha_i \cdot (f_i)^{\tau_i-1} \cdot C_i^{\text{req}}, \quad (8)$$

where $\alpha_i \geq 0$ and τ_i are pre-configured parameters depending on the CPU chip architecture.

2.4.2 Energy consumption for edge computing

For VEC server j , the energy consumption of executing the task can be given as follows according to [26], [27].

$$E_j^i = \alpha_j \cdot (f_{j,i})^{\tau_j-1} \cdot C_i^{req} \quad (9)$$

where $\alpha_j \geq 0$ and τ_j ($2 \leq \tau_j \leq 3$) are the pre-configured CPU parameters of VEC server j .

Remark 4. According to [28], the energy consumed for downloading the results of task is omitted in this work because the size of the computation outcome are generally much smaller than the size of the computation input.

3 PROBLEM FORMULATION

In the VEC network, the vehicles aim to select the best offloading strategy to offload the tasks, and the VEC servers aim to select the best resource allocation strategy to maximize the resource utilization and satisfy the requirements of the requesting vehicles. However, the vehicles may competitively offload their tasks, while the VEC servers may be reluctant to contribute their computation resources due to the stringent requirements of tasks, the limited resources of VEC servers and the inherent selfishness of network nodes. Moreover, it is difficult to guarantee that all the VEC servers and vehicles in the VEC network are satisfied with the decision outcome due to the heterogeneous preferences of them. Therefore, it is essential to jointly consider the incentive for cooperation between VEC servers and vehicles, the competitive behaviors among vehicles, and the heterogeneous preferences between VEC servers and vehicles.

The difficulty of modeling the complex interactions among the selfish nodes under limited resources motivates the use of game theory for the problem formulation [5], [16], [29], [30]. Game theory provides a mathematical framework to formulate and analyze the strategic interaction (i.e., competition or cooperation) among selfish individuals who struggle to make optimal strategies to maximize their interests in the situation with limited resources [16], [30]. By using the game theory, vehicles can compete with each other to make optimal offloading strategies, and they can cooperate with the VEC servers to negotiate the optimal resource allocation strategies.

3.1 Game model

GTRATOP can be represented as a game $\mathbf{G} = (\mathcal{P}, \mathcal{S}, \mathcal{U})$, where the elements are defined as follows.

- $\mathcal{P} = \{\mathcal{V}, \mathcal{E}\}$ denotes the set of players, where \mathcal{V} is the set of vehicles and \mathcal{E} is the set of VEC servers, which are introduced in Section 2.1.
- $\mathcal{S} = \{\mathcal{S}_v, \mathcal{S}_m\}$ denotes the set of strategies, where \mathcal{S}_v is the set of strategies of vehicles and \mathcal{S}_m is the set of strategies of VEC servers. As introduced in Section 2.1, the strategy of each vehicle is to decide the optimal way for task processing, i.e., executing locally or to offloading to a satisfied VEC server. In addition, the strategy of each VEC server is to decide the optimal resource allocation and pricing.
- $\mathcal{U} = \{U_i^a, U_j^a | i \in \mathcal{V}, j \in \mathcal{E}, a \in \mathcal{A}\}$ denotes the set of utilities, consisting of the utility set of vehicles U_i^a and that of VEC servers U_j^a , respectively. Specifically,

U_i^a and U_j^a can quantify the payoff gained by vehicle i and VEC server j , respectively, when selecting the offloading strategy a .

Each vehicle aims to select the optimal offloading strategy in order to fulfill the task with low latency while maintaining the low overheads on communication, computing and energy consumption. Therefore, the utility of vehicle $i \in \mathcal{V}$ for selecting the offloading strategy $a \in \mathcal{A}$ is formulated as the function of satisfaction level $\Psi_i(t)$ and the cost for task execution $C_i^a(t)$, which is as follows:

$$U_i^a(t) = w_i \Psi_i(t) - (1 - w_i) C_i^a(t), \quad (10)$$

where w_i denotes the weight coefficient. The satisfaction function is a term that is widely used in economics, and it is formulated as a logarithmic function that is convex and starts from zero, which is designed as follows:

$$\Psi_i(t) = \log(1 + (T_i^{max} - T_i^a)). \quad (11)$$

The cost of vehicle i is calculated as follows:

$$C_i^a = \begin{cases} E_i^{loc}, & a = 0 \\ c_{j,i} \cdot f_{j,i}, & a = j \end{cases} \quad (12a)$$

$$(12b)$$

where $E_i^{loc}(t)$ denotes the energy consumption of vehicle i for executing the task locally and $c_{j,i}$ denotes the unit price of the computation resource charged by VEC server j .

By substituting Eqs. (5) and (8) into Eqs. (11) and (12a), respectively, and further substituting the results of $\Phi_i(t)$ and C_i^0 into Eq. (10), the utility of vehicle i to choose local offloading can be expressed as follows:

$$U_i^0(t) = w_i \log\left(1 + T_i^{max} - \frac{C_i^{req}}{f_i}\right) - (1 - w_i) \alpha_i (f_i)^{\tau_i-1} \cdot C_i^{req}. \quad (13)$$

Substituting Eq. (6) into Eq. (11), and further substituting the result of $\Phi_i(t)$ and Eq. (12b) into Eq. (10), the utility achieved by vehicle i to choose VEC server j for offloading can be calculated as follows:

$$U_i^j(t) = w_i \log\left(1 + T_i^{max} - \left(\frac{D_i^{in}}{r_{i,j}} + \frac{C_i^{req}}{f_{j,i}} + \frac{N_{k,j} \cdot D_i^{in}}{r_{i2i}}\right)\right) - (1 - w_i) \cdot (c_{j,i} \cdot f_{j,i}). \quad (14)$$

Each VEC server aims to select the optimal resource allocation and pricing strategy to maximize the revenue while maintaining low energy consumption and costs. Therefore, the utility of MEC j to execute the task for vehicle i can be calculated as follows:

$$\begin{aligned} U_j^i(t) &= c_{j,i} \cdot w_j \cdot f_{j,i} - (1 - w_j) E_j^i \\ &= c_{j,i} \cdot w_j \cdot f_{j,i} - (1 - w_j) (\alpha_j \cdot (f_{j,i})^{\tau_j-1} \cdot C_i^{req}). \end{aligned} \quad (15)$$

3.2 Problem model

Social welfare, i.e., the total utility of all players in a game [16], is employed in this work to quantify the system performance of computation resource allocation and task offloading for all VEC servers and vehicles. Therefore, the social welfare at time t can be given as follows:

$$\begin{aligned} SW(t) &= \sum_{i \in \mathcal{V}} \sum_{a \in \mathcal{A}} s_i^a U_i^a(t) + \sum_{j \in \mathcal{E}} \sum_{i \in \mathcal{V}} s_i^j U_j^i(t) \\ &= \sum_{i \in \mathcal{V}} \sum_{a \in \mathcal{A}} s_i^a (U_i^a(t) + U_a^i(t)). \end{aligned} \quad (16)$$

Note that the equation above incorporates both local offloading and MEC offloading strategies. If vehicle i offloads the task locally at time t , i.e., $a = 0$, the utility of VEC server j to provide service for vehicle i is 0, which can be expressed as $U_0^i(t) = 0$.

Accordingly, the objective of this work can be transformed to maximize the social welfare during a time period \mathbf{T} by jointly adapting the computation offloading strategy \mathcal{S}_v , and the computation resource allocation and pricing strategy \mathcal{S}_m . Therefore, GTRATOP can be formulated as follows:

$$\begin{aligned} \mathbf{P}: \max_{\mathcal{S}_v, \mathcal{S}_m} \sum_{t=t_0}^{\mathbf{T}} SW(t) &= \max_{\mathcal{S}_v, \mathcal{S}_m} \sum_{t=t_0}^{\mathbf{T}} \sum_{i \in \mathcal{V}} \sum_{a \in \mathcal{A}} s_i^a (U_i^a(t) + U_a^i(t)) \\ \text{s.t. C1: } &s_i^a \cdot T_i^a \leq \min\{t_i^{\text{move}}, T_i^{\text{max}}\}, \forall i \in \mathcal{V}, a \in \mathcal{A} \\ \text{C2: } &s_i^a \in \{0, 1\}, \forall i \in \mathcal{V}, a \in \mathcal{A} \\ \text{C3: } &\sum_{a \in \mathcal{A}} s_i^a \leq 1, \forall i \in \mathcal{V} \\ \text{C4: } &\sum_{i \in \mathcal{V}_j} s_i^j \cdot f_{j,i} \leq \mathcal{F}_j, \forall j \in \mathcal{E}, \end{aligned} \quad (17)$$

where $t_i^{\text{move}} = \frac{R_k - (X_i(t) - X_k) + \sum_{j=k+1}^l R_j}{v_i}$ is the time duration that the vehicle move from the range of the current RSU k to the range of the last RSU l on the road. Constraint C1 denotes the delay constraints of the task offloading, which cannot exceed either the time that the vehicle leaves the road, or the maximum acceptable delay of the task. Constraints C2 and C3 are the values of offloading strategies of vehicles, which indicates that the vehicle can only select one strategy as its offloading decision. Moreover, C4 limits the maximum computation resources of each VEC server.

Lemma 1. The problem \mathbf{P} formulated in Eq. (17) is NP-hard.

Proof. The detailed proof is given in Appendix A. ■

4 BARGAIN-MATCH

In this section, the approaches for resource allocation and task offloading are given, respectively, and the BARGAIN-MATCH is presented. First, in Section 4.1, the bargaining game is used to model the resource allocation due to its advantage of stimulating dynamic negotiation on the resource allocation and price. Furthermore, in Section 4.2, the many-to-one matching game is used to model the task offloading due to its ability to construct mutual-satisfied groups between players that have heterogeneous preferences in a self-organizing way. Besides, the main steps of BARGAIN-MATCH and the analysis are provided in Section 4.3.

4.1 Resource allocation and pricing: a bargaining game-based scheme

The bargaining game is used to model the interaction between the requesting vehicle and its preferred VEC server for negotiating the optimal resource allocation and pricing.

4.1.1 Fundamentals

The bargaining game is defined as a triplet of $\mathbf{G}_B = (\mathcal{P}_B, \mathcal{S}_B, \mathcal{U}_B)$, which is as follows:

- $\mathcal{P}_B = \{i, j\}$ denotes the parties, i.e., a seller and a buyer. Vehicle $i \in \mathcal{V}$ acts as a buyer that aims to offload its task by buying the required computation resources from the VEC server. Moreover, VEC server $j \in \mathcal{E}$ acts as a seller who aims to execute the task of the vehicle by allocating the computation resources and charging from the vehicle.
- $\mathcal{S}_B = \{f_{j,i}, c_{j,i}\}$ denotes the set of strategies. The strategy of vehicle i is to request the satisfactory amount of computation resources from the VEC server, and the strategy of VEC server j is to decide the satisfactory price of the computation resources that are sold to vehicle i .
- $\mathcal{U}_B = \{U_i^j, U_j^i\}$ denotes the utilities of vehicle i and VEC server j , wherein U_i^j and U_j^i are given in Eqs. (14) and (15), respectively.

4.1.2 Optimal resource allocation and pricing

In this section, the optimal resource allocation and pricing strategies are presented.

Lemma 2. The optimal amount of computation resources that vehicle i intends to request from VEC server j is obtained as $f_{ji}^* = \frac{2w_i}{var - c_{j,i} \cdot \log(1 + T_i^{\text{max}})(1 - w_i)}$, where var is given in Eq. (18).

Proof. The detailed proof is given in Appendix B. ■

Lemma 3. When vehicle i decides to offload the task to VEC server j , there exists a lower bound and an upper bound for the price of the computation resources, i.e., $c_{max} \leq c_{j,i} \leq c_{max}$, where

$$c_{min} = \frac{(1 - w_j)(\alpha_j \cdot (f_{j,i})^{\tau_j - 1} \cdot C_i^{\text{req}})}{w_j \cdot f_{j,i}}, \quad (19)$$

$c_{max} =$

$$\frac{w_i \log \left(1 + T_i^{\text{max}} - \left(\frac{D_i^{\text{in}}}{B_{i,j} \cdot \log_2(1 + \gamma_{i,j})} + \frac{C_i^{\text{req}}}{f_{j,i}} + \frac{N_{k,j} \cdot D_i^{\text{in}}}{r_{i2i}} \right) \right)}{(1 - w_i)f_{j,i}} - E_i^j. \quad (20)$$

Proof. The detailed proof is given in Appendix C. ■

According to Lemma 3, the bid-ask spread can be obtained as follows:

$$\Delta c_{j,i} = c_{max} - c_{min}. \quad (21)$$

The trade on the computation resources between vehicle i and VEC server j is modeled as the process of two players bargaining over the pie of size $\Delta c_{j,i}$ according to [31]. Obviously, both bargainers desire to reach an agreement on the proposal of the partition earlier because their utilities will be discounted over time. Therefore, the discount factor is introduced in the bargaining game to describe

$$var = \sqrt{\frac{c_{j,i} \cdot \log(1 + T_i^{max}) \cdot (1 - \phi) \cdot (4w_i \cdot (1 - var_1 + T_i^{max}) + C_i^{req} \cdot c_{j,i} \cdot \log(1 + T_i^{max})(1 - w_i))}{C_i^{req}}}. \quad (18)$$

the discount of the partition in the future. The discount factor captures the patience levels of the bargainers. In other words, the smaller discount factor indicates that the players are impatient with the delay of the negotiation. Accordingly, the discount factors of vehicle i and VEC server j are formulated as follows:

$$\epsilon_i = 1 - \frac{T_{i,j}^{tran}(t)}{T_i^{max}}, \quad (22)$$

$$\epsilon_j = 1 - \frac{T_{i,j}^{comp}(t)}{T_j^{max}}. \quad (23)$$

For vehicle i , it is more impatient if it takes longer time to upload the task to the VEC server, leading to the lower value of ϵ_i . For VEC server j , it is more impatient if it takes longer time to execute the task. Besides, the larger task deadline T_i^{max} indicates that the players have higher endurance to the delay, leading to higher values of ϵ_i and ϵ_j .

Theorem 1. *The bargaining game has an unique perfect partition, which has been demonstrated by Rubinstein [31]. In any period in which vehicle i makes a proposal, the optimal partitions are given as follows.*

$$\begin{cases} \delta_i^* = \frac{1 - \epsilon_j}{1 - \epsilon_i \epsilon_j}, \\ \delta_j^* = 1 - \delta_i^* = \frac{\epsilon_j(1 - \epsilon_i)}{1 - \epsilon_i \epsilon_j}. \end{cases} \quad (24a)$$

$$(24b)$$

In any period in which VEC server j makes a proposal, the optimal partitions are given as follows.

$$\begin{cases} \delta_i^* = 1 - \delta_j^* = \frac{\epsilon_i(1 - \epsilon_j)}{1 - \epsilon_i \epsilon_j} \\ \delta_j^* = \frac{1 - \epsilon_i}{1 - \epsilon_i \epsilon_j} \end{cases} \quad (25a)$$

$$(25b)$$

Lemma 4. *The optimal price of computation resource $c_{j,i}^*$ that the VEC server j charges vehicle i is obtained as: 1) in the period in which vehicle i makes a proposal, $c_{j,i}^* = c_{max} - \Delta c_{j,i} \cdot \frac{1 - \epsilon_j}{1 - \epsilon_i \epsilon_j}$; 2) in the period in which VEC server j makes a proposal, $c_{j,i}^* = c_{max} - \Delta c_{j,i} \cdot \frac{\epsilon_i(1 - \epsilon_j)}{1 - \epsilon_i \epsilon_j}$.*

Proof. The detailed proof is given in Appendix D. ■

It can be concluded that a deal on the optimal computation resource allocation $f_{j,i}^*$ and pricing $c_{j,i}^*$ can be achieved by the following Eqs. (26) and (27), respectively, when $f_{j,i}^*$ and $c_{j,i}^*$ satisfy Lemmas 2 and 4 simultaneously.

$$f_{j,i}^* = \frac{2w_i}{var^* - c_{j,i}^* \cdot \log(1 + T_i^{max})(1 - w_i)}, \quad (26)$$

$$c_{j,i}^* = \begin{cases} c_{max} - \Delta c_{j,i} \cdot \frac{1 - \epsilon_j}{1 - \epsilon_i \epsilon_j}, \\ c_{max} - \Delta c_{j,i} \cdot \frac{\epsilon_i(1 - \epsilon_j)}{1 - \epsilon_i \epsilon_j} \end{cases} \quad (27a)$$

$$(27b)$$

where var^* can be obtained by substituting $c_{j,i}^*$ into Eq. (18).

Based on the result of optimal resource allocation and pricing, a negotiation approach between vehicle i and VEC server j that intend to conclude a transaction for task

offloading is presented in Algorithm 1. The negotiation is mainly based on the pricing rule, which is defined as follows.

Definition 1. *Pricing Rule. Before the transaction, MEC j initially sets the optimal resource allocation $f_{j,i}^*$ as its available computation resource. Then, the resource price is updated based on the following rules.*

- If $U_i^j(t) > 0$ && $U_j^i(t) > 0$, an agreement on optimal resource allocation and pricing is reached.
- If $U_i^j(t) > 0$ && $U_j^i(t) < 0$, vehicle i proposes the optimal price based on Eq. (27a).
- If $U_i^j(t) < 0$ && $U_j^i(t) > 0$, VEC server j proposes the optimal price based on Eq. (27b).
- If $U_i^j(t) < 0$ && $U_j^i(t) < 0$, either VEC server j or vehicle i can propose the optimal price.

Algorithm 1: Optimal Resource Allocation and Pricing.

Input: Vehicle i , VEC server j

Output: The optimal resource allocation and pricing strategy $s_{j,i}^*$ between i and j

- 1 **Initialization:** $U_i^j(t) = 0$; $U_j^i(t) = 0$;
 - 2 MEC j sets the optimal allocation as $f_{j,i}^* = f_j^{avl}$;
 - 3 Calculate the optimal price $c_{j,i}^*$ based on Eq. (27);
 - 4 Calculate $U_i^j(t)$ for vehicle i based on Eq. (14);
 - 5 Calculate $U_j^i(t)$ for VEC server j based on Eq. (15);
 - 6 **if** $U_i^j(t) > 0$ && $U_j^i(t) > 0$ **then**
 - // An agreement is reached.
 - 7 **return** $s_{j,i}^* = (f_{j,i}^*, c_{j,i}^*)$;
 - 8 **else if** $U_i^j(t) > 0$ && $U_j^i(t) < 0$ **then**
 - 9 Vehicle i proposes the optimal price $c_{j,i}^*$ based on Eq. (27a);
 - 10 **else if** $U_i^j(t) < 0$ && $U_j^i(t) > 0$ **then**
 - 11 VEC server j proposes the optimal price $c_{j,i}^*$ based on Eq. (27b);
 - 12 **else**
 - 13 Either of the players can propose the optimal price $c_{j,i}^*$ based on Eq. (27);
 - 14 **return** $s_{j,i}^* = (f_{j,i}^*, c_{j,i}^*)$;
-

4.2 Offloading strategy selection: a matching game-based scheme

The task offloading is modeled as a many-to-one matching game where the vehicles and VEC servers that have heterogeneous preferences can form mutually satisfied groups.

4.2.1 Fundamentals

The formulated matching game is described as a triplet of $\mathbf{G}_M = (\mathcal{P}_M, \Omega, \Phi)$, which is detailed as follows:

- $\mathcal{P}_M = \{\mathcal{V}^{req}, \{\mathcal{E}\} = \{0, 1, \dots, M\}\}$ denotes two disjoint sets of players where \mathcal{V}^{req} is a set of requesting

vehicles, and $\{0, \mathcal{E}\}$ is a set of offloading servers that consists of a local processor 0 and a set of VEC servers \mathcal{E} .

- $\Omega = \{\Omega^v, \Omega^m\}$ denotes the preference lists of requesting vehicles and offloading servers. Each vehicle $i \in \mathcal{V}^{req}$ has a descending ordered preferences over the VEC servers, i.e., $\Omega_i^v = \{j | j \in \{0, \mathcal{E}\}, j \succ_i j'\}$, where \succ_i denotes the preference of vehicle i towards the offloading servers. For example, $j \succ_i j'$ means vehicle i prefers the offloading server j to j' . Moreover, each VEC server $j \in \mathcal{E}$ has a descending ordered preference list over the requesting vehicles, i.e., $\Omega_j^m = \{i \in \mathcal{V}^{req}, i \succ_j i'\}$.
- $\Phi \subseteq \mathcal{V} \times \{0, \mathcal{E}\}$ denotes a many-to-one matching between the requesting vehicles and VEC servers. Each vehicle $i \in \mathcal{V}^{req}$ can be matched with at most one VEC server, i.e., $\Phi(i) \in \{0, \mathcal{E}\}$. Each VEC server $j \in \mathcal{E}$ can be matched with one or multiple vehicles, i.e., $\Phi(j) \subseteq \mathcal{V}^{req}$.

Remark 5. It is noted the local processor is defined as VEC server $0 \in \{0, \mathcal{E}\}$ to represent the preference of vehicles on the local offloading. Therefore, $\Omega_i^v = 0$ means that vehicle i prefers to process the tasks locally. Besides, $\Phi(i) = 0$ means that vehicle i is matched with VEC server 0, i.e., vehicle i selects the strategy of local offloading.

4.2.2 Preference list construction

The preference lists are constructed based on the following rules.

- a) Each VEC server $j \in \mathcal{E}$ calculates the value of preference on each requesting vehicle $i \in \mathcal{V}^{req}$ as:

$$\rho_j(i) = U_j^i(t), \quad (28)$$

where $U_j^i(t)$ denotes the utility of VEC server j serving vehicle i at time t (in Eq. (15)).

- b) Then, VEC server j constructs the preference list by ranking the preference values as a descending order:

$$\rho_j(i) > \rho_j(i') \Leftrightarrow i \succ_j i' \text{ and } \Omega_j^m = \{i, i'\}. \quad (29)$$

- c) Each requesting vehicle $i \in \mathcal{V}^{req}$ predicts the optimal resource allocation f_{ji}^* and pricing c_{ji}^* of selecting MEC sever j based on Algorithm 1.
- d) Each requesting vehicle $i \in \mathcal{V}^{req}$ calculates the value of preference on each VEC server $j \in \{0, \mathcal{E}\}$ as:

$$\rho_i(j) = U_i^j(t), \quad (30)$$

where $U_i^j(t)$ is the utility of vehicle i to choose strategy j at time t . Specifically, $U_i^0(t)$ denotes the utility of local offloading (in Eq. (13)), and $U_i^j(t), j \in \mathcal{E}$ (in Eq. 14)) denotes that of choosing VEC server j for offloading.

- e) Then, vehicle i constructs the preference list by ranking the preference values as a descending order, which is as follows:

$$\rho_i(j) > \rho_i(j') \Leftrightarrow j \succ_i j' \text{ and } \Omega_i^v = \{j, j'\}. \quad (31)$$

Algorithm 2: Matching algorithm for vehicles and VEC servers in time slot t :

Input: The requesting vehicle set \mathcal{V}^{req} and the VEC server set \mathcal{E}

Output: The optimal matching list Φ , the optimal offloading strategy of the vehicles $\{S_i^* | i \in \mathcal{V}^{req}\}$, and the optimal resource allocation strategy of the VEC servers S_m^*

```

1 Initialization:  $Rej = \mathcal{V}^{req}, \mathcal{E}' = \emptyset, \Phi^* = \emptyset;$ 
   // Preference lists construction
2 for  $i \in \mathcal{V}^{req}$  do
3   for  $j \in \{0, \mathcal{E}\}$  do
4     if  $j \neq 0$  then
5       Calculate the preference value of VEC
6       server  $j$  on vehicle  $i$  based on Eq. (28);
7       Construct the matching list of VEC server
8        $j$  based on Eq. (29);
9       Call Algorithm 1 for  $s_{j,i}^* = (f_{j,i}^*, c_{j,i}^*)$ ;
10    end
11    Calculate the preference value of vehicle  $i$  on
12    VEC server  $j$  based on Eq. (30);
13    Construct the matching list of vehicle  $i$  based
14    on Eq. (31);
15  end
16 end
   // Matching construction
17 while There exists  $i \in Rej: \Omega_i^v \neq \emptyset \ \&\& \ i \notin w_j$  do
18   for vehicle  $i \in Rej$  do
19     Send request to the most preferred VEC
20     server  $j'$ ;
21     Update the preference list of  $i$  based on Eq.
22     (32);
23     if  $j' == 0$  then
24       Match vehicle  $i$  with VEC server 0 based
25       on Eq. (33);
26     else
27       Update the preference list of  $j'$  based on
28       Eq. (34);
29     end
30   end
31   for VEC server  $j \in \mathcal{E}'$  that receives new requests
32   do
33     Update the matching list based on Eq. (35);
34     Delete the unpreferred vehicles based on Eq.
35     (36);
36     Update  $Rej$  based on (37);
37     if  $D_j \neq \emptyset$  then
38       for vehicle  $k \in D_j$  do
39         Update the preference list  $\Omega_k^v$  based on
40         Eq. (38);
41         Update the matching list  $\Phi(k)$  based
42         on Eq. (39);
43       end
44     end
45   end
46 end
47 return  $\Phi, S_v^* = \{s_i^* | s_i^* = \Phi(i), i \in \mathcal{V}^{req}\},$ 
48    $S_m^* = \{s_{j,i}^* = (f_{j,i}^*, c_{j,i}^*) | j \in \mathcal{E}', i \in \Phi(j)\};$ 

```

4.2.3 Matching construction

The matching scheme is implemented according the following rules.

- The rejected set is initialized as $Rej = \mathcal{V}^{req}$.
- Each vehicle $i \in Rej$ sends a request to the most preferred VEC server $j' = \Omega_i^v[0]$, and adds j' to its matching list temporarily.

$$\Phi(i) = \Phi(i) \cup j'. \quad (32)$$

- If vehicle i prefers local offloading, i.e., $j' = 0$, it is matched with VEC server 0 as follows:

$$\begin{cases} \Phi(i) = 0, \\ \Phi(0) = i. \end{cases} \quad (33a)$$

$$\Phi(0) = i. \quad (33b)$$

- If vehicle i prefers VEC server $j' \in \mathcal{E}$, VEC server j' adds vehicle i to its matching list temporarily.

$$\Phi(j') = \Phi(j') \cup i. \quad (34)$$

- Each VEC server $j \in \mathcal{E}'$ that receives new requests updates the matching list $\Phi(j)$ by remaining the top- n most preferred vehicles based on its available resource:

$$\Phi(j) = \{1 \leq k \leq n\}, \quad \sum_{i \in w_j(k)} f_{j,i}^* \leq \mathcal{F}_j^{avi}. \quad (35)$$

- Each VEC server $j \in \mathcal{E}'$ updates its matching list by removing the less preferred vehicles D_j . Moreover, the vehicles in D_j are further added to the rejected set Rej .

$$\Phi(j) = \Phi(j) \setminus D_j, \quad (36)$$

$$Rej = Rej \cup D_j. \quad (37)$$

- Each vehicle $k \in D_j$ that is deleted by the VEC server j updates its preference list and matching list by removing VEC server j from the lists.

$$\Omega_k^v = \Omega_k^v \setminus \{j\}, \quad (38)$$

$$\Phi(k) = \Phi(k) \setminus \{j\}. \quad (39)$$

- For the vehicles $i \in Rej$ that are deleted in the last iteration, repeat the steps b) to e) until all vehicles have been matched with a VEC server, or the unmatched vehicles have been rejected by all VEC servers.

4.3 Main steps of BARGAIN-MATCH and analysis

In this section, the main steps of the proposed BARGAIN-MATCH is shown in in Algorithm 3, and the corresponding stability, optimality, and computational complexity are detailed as follows.

Algorithm 3: BARGAIN-MATCH

Input: $\mathcal{V}, \mathcal{E}, \mathbf{T}$

Output: SW

```

1 Initialization: Initialize time  $t = t_0$ , social welfare
    $SW = 0$ , initial positions of vehicles  $\mathbf{P}_i, i \in \mathcal{V}$ , and
   positions of VEC servers  $\mathbf{P}_j, j \in \mathcal{E}$ ;
2 while  $t \leq \mathbf{T}$  do
3   Create a list  $\mathcal{V}^{req}$  for the vehicles that have
   unprocessed tasks;
4   Call Algorithm 2 to obtain  $\Phi, \mathcal{S}_v^*$ , and  $\mathcal{S}_m^*$ ;
5   if  $\Phi \neq \emptyset$  then
6     for  $w_j \in \Phi^*$  do
7       // Resource trading
7       Allcate resource  $f_{j,i}^*$  to  $i$ ;
8       Charge  $c_{j,i}^*$  for per unit of resource on
       vehicle  $i$ ;
9       // Task offloading
9       Add the task of vehicle  $i \in w_j$  to the task
       list of VEC server  $j$ ;
10      // social welfare calculation
10      Calculate the current social welfare  $SW(t)$ 
       based on Eq. (16);
11      // State update
11      Update the task processing list of VEC
       server  $j$ ;
12      Update the available computation
       resources of VEC server  $j$ ;
13    end
14  end
15  Calculate the social welfare  $SW = SW + SW(t)$ ;
16  Update time  $t = t + \Delta t$ ;
17 end
18 return  $SW$ ;

```

4.3.1 Stability

Definition 2. *Blocking pair.* Assuming that $i \in \mathcal{V}^{req}$ and $j \in \mathcal{E}$ are not matched with each other under matching Φ , i.e., $i \neq \Phi(j)$ and $j \neq \Phi(i)$, Φ is blocked by the blocking pair (i, j) if and only if i and j prefer each other to $j' = \Phi(i)$ and $i' = \Phi(j)$, respectively.

Definition 3. *Stable matching.* A matching is stable if and only if there exists no blocking pair [32].

Theorem 2. *The matching Φ proposed by this work is stable for every $i \in \mathcal{V}$ and $j \in \mathcal{E}$.*

Proof. The detailed proof is given in Appendix E. ■

4.3.2 Optimality

Theorem 3. *The matching Φ proposed by this work is weak Pareto optimal for each $i \in \mathcal{V}^{req}$ and $j \in \mathcal{E}$.*

Proof. The detailed proof is given in Appendix F. ■

4.3.3 Complexity analysis

The complexity of Algorithm 1 is $\mathcal{O}(1)$. For Algorithm 2, first, the time complexity of the preference list construction (steps 2–12) is $\mathcal{O}(|\mathcal{V}^{req}| \cdot (|\mathcal{E}| + 1))$, where $|\mathcal{E}|$ is the size of the VEC server set and $|\mathcal{V}^{req}|$ is the size of requesting vehicle set. Furthermore, in the worst case, the maximum number for the while loop of the matching process (steps 13–34) is $|\mathcal{E}|$ because any vehicle could be rejected $|\mathcal{E}|$ times at most, i.e., the vehicle is rejected by all VEC

servers. Moreover, in the while loop, the worst-case complexity of the first for loop (steps 14–22) is $\mathcal{O}(|\mathcal{V}^{req}|)$ when all vehicles are not preferred by the VEC servers each time of the iteration, i.e., $Rej = \mathcal{V}^{req}$. Besides, the complexity of the second for loop (steps 23–33) is $\mathcal{O}(|\mathcal{E}'| \cdot |D_j|) \leq \mathcal{O}(|\mathcal{E}| \cdot |\mathcal{V}^{req}|)$, where $|M'|$ is the size of the VEC servers that receive new requests. Therefore, the worst-case complexity of the matching process is $\mathcal{O}(|\mathcal{E}| \cdot (|\mathcal{V}^{req}| + |\mathcal{E}| \cdot |\mathcal{V}^{req}|)) = \mathcal{O}(|\mathcal{E}| \cdot (|\mathcal{E}| + 1) \cdot |\mathcal{V}^{req}|)$, and that of Algorithm 2 can be obtained as $\mathcal{O}(|\mathcal{E}| \cdot (|\mathcal{E}| + 1)^2 \cdot |\mathcal{V}^{req}|)$. For Algorithm 3, the time complexity for the while loop (steps 2–17) is $\mathcal{O}(\lfloor \frac{T}{\Delta t} \rfloor)$. Furthermore, the time complexity of the for loop (steps 6–13) is $\mathcal{O}(|\Phi^*|) = \mathcal{O}(|M'|) \leq \mathcal{O}(M)$. In conclusion, the worst-case time complexity of the BARGAIN-MATCH can be finally obtained as $\mathcal{O}(\lfloor \frac{T}{\Delta t} \rfloor \cdot (|\mathcal{E}| \cdot ((|\mathcal{E}| + 1)^2 \cdot |\mathcal{V}^{req}| + 1)))$.

5 SIMULATION RESULTS AND ANALYSIS

In this section, the proposed approach is evaluated by simulations implemented in MATLAB(R) 9.9 (R2020b) in a 3.40 GHz Intel Core i7 processor. The road scenario is generated by the Automated Driving Toolbox 3.2, where 5 VEC servers are placed on a 1000-meter bidirectional road and 30 vehicles are randomly located on the road initially. Moreover, the vehicles run at the speed ranges of [2, 30] m/s in either direction. The default values of the simulation parameters are listed in Table 1.

TABLE 1
Simulation parameters

Symbol	Meaning	Default value
α	CPU parameters	7.8^{-21} [33]
τ	CPU parameters	2 [33]
$B_{i,j}$	Bandwidth between vehicle i and VEC server j	40 MHz [6]
β	Path loss exponent	2.5 [34]
c	Speed of light	3×10^8
d_0	Reference distance	1 m
f_c	Carrier frequency	5.9 GHz [34]
f_i	Computation resources of vehicle i	0.5–1 GHz [27]
f_j	Computation resources of MEC i	2–10 GHz [6]
G_i	Antenna gain of vehicle i	0 dbi
G_j	Antenna gain of VEC server j	0 dbi
κ	Boltzman constant	1.38×10^{-23} J/K [35]
ω	Noise figure	6 dB [35]
τ	Noise temperature	300 K [35]
N_l	The number of lanes	6
w_i	Weight coefficient of vehicle i	0 – 1
w_j	Weight coefficient of VEC server j	0 – 1
P	Transmit power	–85 – 44.8 dBm [34]
D_i^{in}	Task of the vehicle i	400 – 1000 KB [6]
C_i^{req}	Required computation resources of each bit	500–1500 cycles/bit [36]
T_i^{max}	The maximum permissible delay	1–5 s [37]

This paper evaluates the proposed BARGAIN-MATCH in comparison with three benchmark schemes, i.e., the *entire local offloading* (ELO), *nearest MEC offloading* (NMO) and *exhaustive offloading* (EXO). Besides, two recent game

theory-based schemes, i.e., *game-based offloading* (GO) [7] and *Contract matching based resource allocation and task assignment* (CMRATA) [19] are tailored to be suited to the approach in this paper since there is no feasible solution that can be directly applied to this problem. These approaches are described as follows.

- ELO: all vehicles execute their tasks locally.
- NMO: each vehicle offloads the task to the nearest VEC server within its communication range.
- EXO: each vehicle exhaustively selects the optimal offloading strategy.
- GO: each vehicle competitively decides the optimal offloading probability by playing a distributed non-cooperative game. Since GO is designed for the single-VEC server scenario and single-time decision in [7], it is adjusted in this paper to adapt to the multi-VEC server and period-time scenario.
- CMRATA: each task of vehicle is assigned to a VEC server based on the one-to-one matching game, and each VEC server is stimulated to allocate its available resource using price-rising and contract schemes.

Fig. 2 shows the comparative results of the social welfare (Fig. 2(a)), the total utility of vehicles (Fig. 2(b)), and the total utility of VEC servers (Fig. 2(c)) among the six algorithms in terms of time. It can be seen from Fig. 2 that as time elapses, the social welfare, total utility of vehicles and total utility of VEC servers for all schemes increase. This is because that more tasks of vehicles are executed successfully along with time. Moreover, it can be observed that BARGAIN-MATCH outperforms ELO, EMO, NMO, NCO and CMRATA in terms of social welfare, vehicle utility and VEC server utility. The reasons are as follows. First, ELO, EMO, NMO and NGO mainly focus on optimizing the task offloading strategy for vehicles but do not consider the resource allocation strategy for VEC servers. The entire local offloading of ELO, the nearest VEC server offloading of NMO, the exhaustive searching offloading of EXO, and the competitive offloading of NGO could lead to congestion and resource over-use at certain vehicles or VEC servers. Besides, although CMRATA achieves significant performance than ELO, EMO, NMO and GO by jointly optimizing the strategies of task offloading and resource allocation, it is inferior to ARTTO because it adopts the one-to-one matching strategy and the incentive of random raising pricing, which are less efficient compared to the many-to-one matching strategy and the bargaining incentive. On the one hand, the many-to-one matching scheme of BARGAIN-MATCH improves both the amount of offloaded tasks for vehicles and the utilization of computation resource for VEC servers by pairing multiple requesting vehicles with each VEC server into mutual beneficial groups. On the other hand, the bargaining incentive scheme of BARGAIN-MATCH facilitates the negotiation between the VEC servers and requesting vehicles on the optimal decisions of computation resource allocation and pricing. Accordingly, this set of simulation results shows that BARGAIN-MATCH has the overall superior performance on social welfare, vehicle utility and VEC server utility among the six algorithms.

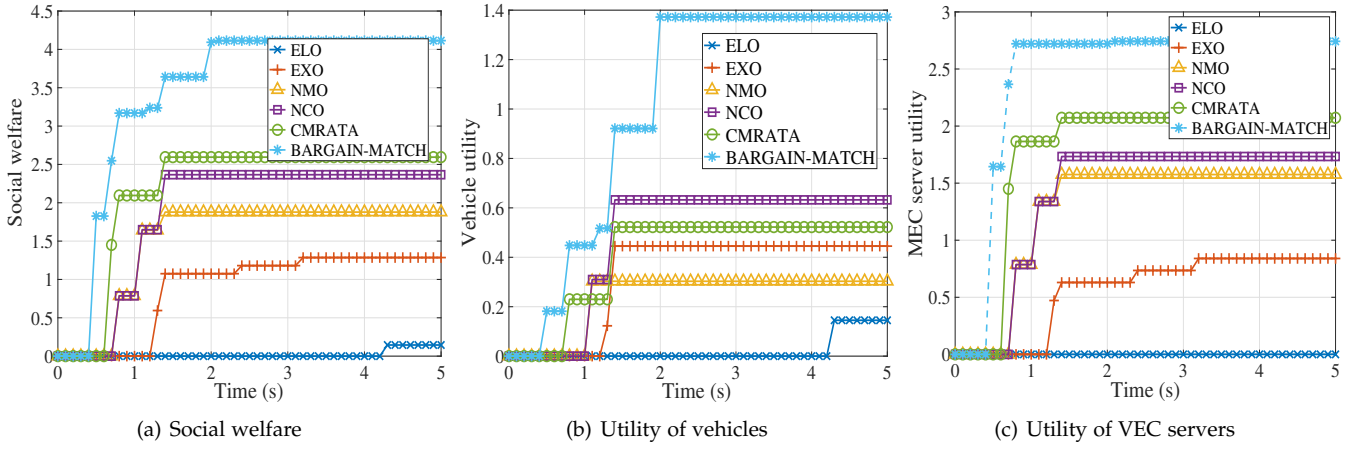


Fig. 2. System performance with respect to time. (a) Social welfare. (b) Total utility of vehicles. (c) Total utility of VEC servers.

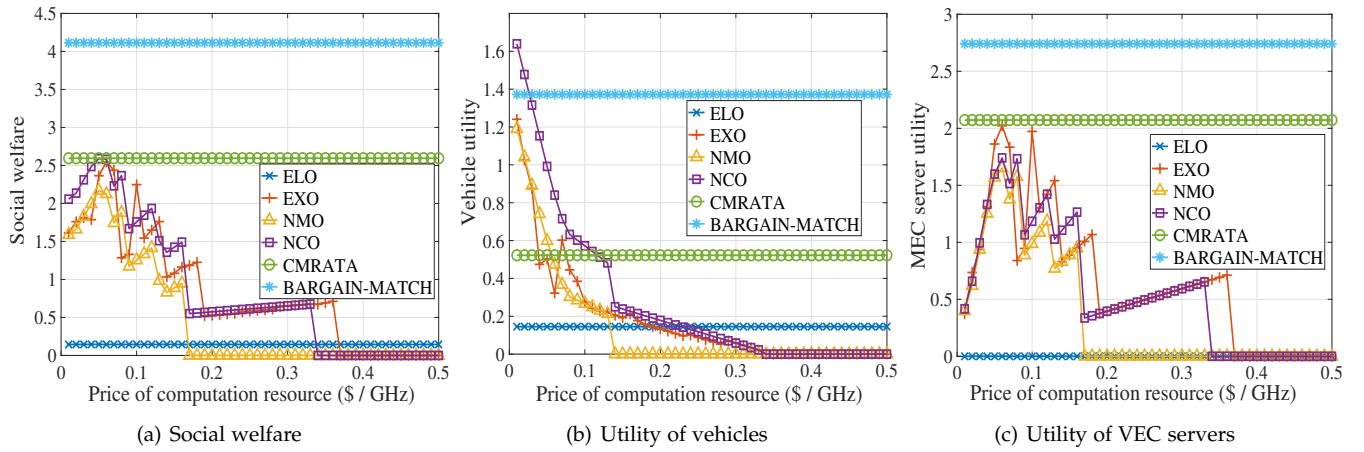


Fig. 3. System performance with respect to the initial price of the computation resources. (a) Social welfare. (b) Total utility of vehicles. (c) Total utility of VEC servers.

5.1 Effect of initial pricing of computation resources

Fig. 3 shows the effect of the initial price of VEC servers' computation resources on the social welfare (Fig. 3(a)), the total utility of vehicles (Fig. 3(b)), and the total utility of VEC servers (Fig. 3(c)) of the six algorithms.

For ELO, as the initial price of the computation resources increases, it always achieves the worst and invariant performances on the social welfare (Fig. 3(a)), the total utility of vehicles (Fig. 3(b)) and the total utility of VEC servers (Fig. 3(c)). Obviously, this is because all tasks are executed locally on vehicles without collaborating with VEC servers.

For EXO, NMO and NCO, the total trends of the social welfare (Fig. 3(a)) and VEC server utility (Fig. 3(c)) first rapidly increase, then decrease gradually, and drop off dramatically at last with the initial price of the computation resources. The total utility of vehicles (Fig. 3(b)) for EXO, NMO and NCO decrease with the initial price of the computation resources. The main reason is that there lacks adaptive collaboration between vehicles and VEC servers to negotiate the optimal offloading and resource allocation strategies based on the initial price of the computation resources. First, the downward trends of EXO, NMO and NCO in Fig. 3(b) are due to the fact that the costs paid by the vehicles for

offloading tasks always increase with the rising price of the computation resources, leading to the decreasing utility of vehicles. Second, the reason for the undulating phenomena of EXO, NMO and NCO in Figs. 3(a) and 3(c) is that the trading amount of the computation resources is impacted by the initial price. Specifically, the trading amount of the computation resources between vehicles and VEC servers increases at first with the price of the computation resource. At a certain point, the price of the computation resources contributes to the maximum trading amount while satisfying the cost constraints of both vehicles and VEC servers, leading to the optimal social welfare. Moreover, as the price keeps growing, demands of vehicles on the computation resources decline to offset the high cost, resulting in the decreasing revenues of VEC servers. Accordingly, both the total utility of VEC servers and the social welfare decrease. Even worse, the trades between vehicles and VEC servers fail when the price of the computation resource exceeds the budget of the vehicles, leading to the dramatic decrease in the total utility of VEC servers and the social welfare.

For CMRATA, the social welfare (Fig. 3(a)), the total utility of the vehicles (Fig. 3(b)), and the total utility of the VEC servers (Fig. 3(c)) maintain constant with the increasing initial price of the computation resources. The reason is that

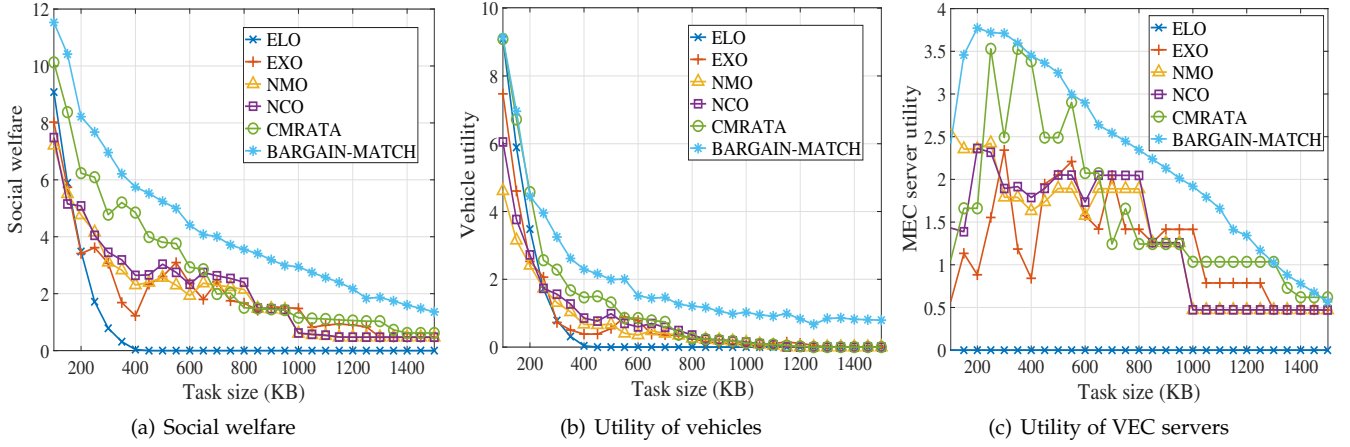


Fig. 4. System performance with respect to the task size of vehicles. (a) Social welfare. (b) Total utility of vehicles. (c) Total utility of VEC servers.

CMRATA is able to adapt to the varying initial price of the computation resources by using the pricing incentive. Therefore, the social welfare achieved by CMRATA is higher than that achieved by ELO, EXO and NCO. However, CMRATA is always inferior to BARGAIN-MATCH due to the less efficiency of the one-to-one matching method and the randomly increased pricing strategy.

Regarding BARGAIN-MATCH, it achieves the overall superior performance in terms of the social welfare (Fig. 3(a)), the total utility of the vehicles (Fig. 3(b)), and the total utility of the VEC servers (Fig. 3(c)) with the increasing initial price of the computation resources. It should be noted from Fig. 3(b) that the total utility of vehicles obtained by BARGAIN-MATCH is inferior to that of the NCO when the initial price of the computation resources is less than 0.05 GHz/s. However, both the social welfare and total utility of VEC servers achieved by NCO are lower than that of BARGAIN-MATCH due to the extremely low price of the computation resources. By using BARGAIN-MATCH, vehicles and VEC servers can dynamically negotiate satisfied strategies for both resource allocation and resource pricing through the bargaining game according to the offloading requirements of vehicles and the available computation resources of VEC servers. The results in Fig. 3 demonstrate the superiority of BARGAIN-MATCH under various initial price of the computation resources of VEC servers.

5.2 Effect of average task size

Fig. 4 shows the effect of task size of vehicles on the social welfare (Fig. 4(a)), the total utility of vehicles (Fig. 4(b)), and the total utility of VEC servers (Fig. 4(c)) for the six algorithms. Although the size of each task is randomly set in the range of 40 to 1000 KB in the simulation, it is expanded to 0 to 1500 KB in this part to clearly show the effect of the average task size on the performances of social welfare, vehicle utility and VEC server utility.

Fig. 4(a) shows an overall downward trend of the social welfare for the six schemes with the increasing task size. This is because the offloading workload becomes heavier with the increasing size of tasks, which indicates higher overheads on communication, computing, and energy consumption for vehicles and VEC servers. Furthermore, it can

be seen that BARGAIN-MATCH achieves superior social welfare compared with the other algorithms. This is because the increasing task size could cause congestion or workload unbalance for VEC servers due to the heterogeneity among VEC servers and vehicles, e.g., different computation resources of the VEC servers, different requirements of the tasks, and the dynamic of vehicles. Specifically, the optimal VEC server selection of EXO, the nearest VEC server selection of NCO, and the optimal offloading probability decision of NCO could make some VEC servers to be computationally congested with the increasing task size. By contrast, BARGAIN-MATCH can alleviate the congestion and unbalance by using the many-to-one matching game to offload the tasks dynamically and adaptively based on the real-time workload of the system. Besides, it is observed that ELO outperforms EXO, NMO and NCO only when the task size is relative small. This is because the vehicles are able to execute the small-size tasks locally within the permissible latency while not causing additional overheads on the uploading delay and the payment for computation resources.

In Fig. 4(b), with the increasing of the average task size, the curves of vehicle utility exhibit similar downward trends with the curves of social welfare in Fig. 4(a). As mentioned above, the main reason behind is the increased overheads on communication, computation, energy, and payment to VEC servers. Similarly to Fig. 4(a), BARGAIN-MATCH always achieves the highest total utility of vehicles compared with the other schemes, which benefits from the dynamic and adaptive many-to-one matching offloading strategy.

From Fig. 4(c), it can be observed that the total utility of VEC servers for ELO remains zero because vehicles execute their tasks locally without having to pay for the service of VEC servers. Furthermore, EXO, NCO, CMRATA and BARGAIN-MATCH reveal similar trends in the performance of VEC servers; the total utility of VEC servers increases first and later decreases as the average size of tasks increases. The reason for this phenomenon is explained as follows. With sufficient computation resources, VEC servers gain higher profits at the beginning by helping to process the tasks of vehicles remotely. However, VEC servers have to suffer the burden of heavier workloads as the task size

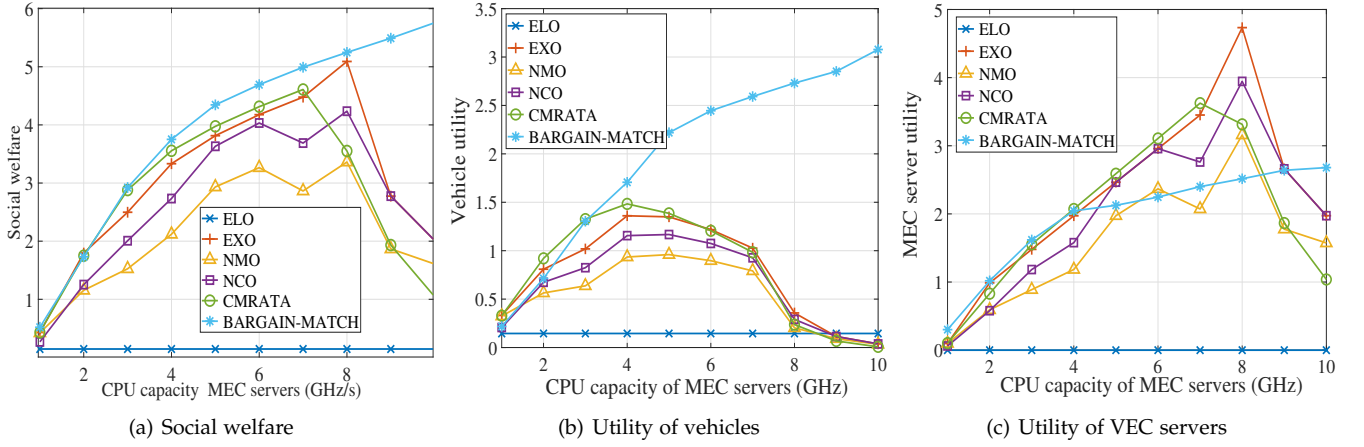


Fig. 5. System performance with respect to the average computation resources of VEC servers. (a) Social welfare. (b) Total utility of vehicles. (c) Total utility of VEC servers..

further increases, resulting in higher costs and depletion of computation resources. Accordingly, the total utility of VEC servers decreases. Particularly, EXO and CMRATA exhibit significant fluctuations in VEC server utility, which is mainly because of the inefficiencies of the exhaustive searching for EXO and one-to-one matching for CMRATA. In addition, for NMO, the total utility of VEC servers shows an overall declining trend as the average task size increases, which is due to the mounting workload pressure on the nearest VEC server. Besides, BARGAIN-MATCH gains the highest performance of VEC servers among the six algorithms with increasing task size. Particularly, it can be observed that the downward trends of the curves for EXO, EMO, NCO and CMRATA slow down and approach to constant at last. This is mainly due to the exhaustion of the computation resources. By contrast, the curve of BARGAIN-MATCH shows a steady downward trend in the total utility of VEC servers when the task size keeps increasing. This is because different computation resources among the VEC servers are allocated to the requesting vehicles adaptively and real-timely according to different offloading requirements.

In conclusion, the set of results in Fig. 4 demonstrate that BARGAIN-MATCH is able to adaptively achieve significant performances in terms of the social welfare, the total utility of vehicles, and the total utility of VEC servers against varying offloading workloads.

5.3 Effect of average computation resources of VEC servers

Fig. 5 shows the effect of the average computation resources of the VEC servers on the social welfare (Fig. 5(a)), the total utility of vehicles (Fig. 5(b)), and the total utility of VEC servers (Fig. 5(c)) for the six algorithms.

For ELO, it can be observed from Fig. 5(a)–Fig. 5(c) that the social welfare, vehicle utility and VEC server utility are not affected by the computation resources of VEC servers. This is because vehicles that adopt ELO only execute the tasks locally without considering the computation resources of VEC servers.

Regarding EXO, NMO, NCO and CMRATA, they show similar variation trends in the social welfare, the total utility of vehicles, and the total utility of VEC servers with increasing computation resources. Specifically, it can be observed from Fig. 5(a)–Fig. 5(c) that the curves of the four schemes increase first but then decrease dramatically as the computation resources continue to increase. The reason is explained as follows. EXO, NMO and NCO do not take resource allocation into consideration, and CMRATA mainly focuses on one-to-one resource allocation. Due to the lack of efficient and adaptive resource allocation schemes, vehicles and VEC servers attempt to gain higher benefits by requesting more resources and allocating more resources, respectively, as the average computation resources increase. Therefore, both vehicles and VEC servers benefit from the trade initially, leading to the increased performance in terms of the social welfare (Fig. 5(a)), the total utility of vehicles (Fig. 5(b)), and the total utility of VEC servers (Fig. 5(c)). However, as the computation resources continue to increase, the costs of vehicles for remote offloading dominate their utilities, leading to the decreased total utility of vehicles for EXO, NMO and NCO, as shown in Fig. 5(b). Similarly, for VEC servers, excessive resource allocation causes high costs of computation and energy, leading to the decreasing VEC server performance for EXO, NMO and NCO, as shown in Fig. 5(c).

For BARGAIN-MATCH, Fig. 5 shows steady upward trends in the social welfare (Fig. 5(a)), the total utility of the vehicles (Fig. 5(b)), and the total utility of the VEC servers (Fig. 5(c)) with increasing computation resources of VEC servers. This is because as the computation resources increase, VEC servers and vehicles adaptively negotiate the optimal strategies of resource allocation and pricing for mutual-satisfied utilities according to the requirements of the vehicles and the available resources of the VEC servers. Therefore, the increasing computation resources are efficiently utilized without being depleted rapidly, leading to the steady upward of the performances in social welfare, utilities of vehicles, and utilities of VEC servers. Furthermore, it can be observed from Fig. 5(a) and Fig. 5(b) that BARGAIN-MATCH achieves superior performances in

terms of the social welfare and vehicle utility among the six algorithms with the varying computation resources. As explained above, this is because employing the adaptive resource allocation and pricing scheme guarantees both the offloading requirements of vehicles and the service benefits of VEC servers. Besides, it can be seen from Fig. 5(c) that BARGAIN-MATCH outperforms the other schemes in VEC server utility at relative low computation resources (≤ 4 GHz), but then underperforms the others when the computation resources approximately increase to 4–9 GHz, and once again achieves the superior performances as the average amount of computation resources approximately exceeds 9 GHz. Although the VEC server utilities of EXO, NMO, NCO and CMRATA increase significantly with the increasing amount of computation resources at first, they drop dramatically and fall below that of BARGAIN-MATCH finally, implying rapid resource depletion and low efficiency of resource utilization.

The results in Fig. 5 indicate the adaptivity of BARGAIN-MATCH with varying computation resources of VEC servers. BARGAIN-MATCH achieves sustainable computation resource utilization and superior system performance by adapting both offloading strategies for vehicles and resource allocation strategies for VEC servers according to the real-time requirements and available resources.

5.4 Performance efficiency

In this section, to evaluate the performance efficiency of BARGAIN-MATCH, the following metrics are defined.

- Average processing rate (APR) is defined as the average amount of task that is successfully processed per unit time, which is given as:

$$\lambda_{APR} = \frac{\sum_{i \in \mathcal{V}_{succ}} C_i^{req}}{\sum_{i \in \mathcal{V}_{succ}} t_i^{cmp} - t_i^{req}}, \quad (40)$$

where \mathcal{V}_{succ} is the set of vehicles whose tasks are successfully fulfilled, t_i^{cmp} is the time that the task of vehicle i is completed, t_i^{req} is the time that vehicle i generates a task, and C_i^{req} is the CPU cycles required to fulfill the task of vehicle i .

- Average completion delay (ACD) is defined as average completion delay consumed to process a task successfully, which is given as:

$$\lambda_{ACD} = \sum_{i \in \mathcal{V}_{succ}} \frac{t_i^{cmp} - t_i^{req}}{|\mathcal{V}_{succ}|}, \quad (41)$$

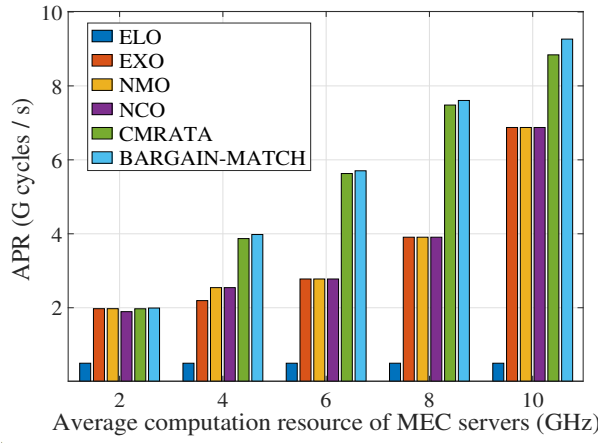
where $|\mathcal{V}_{succ}|$ is the number of vehicles whose tasks are successfully completed.

Fig. 6 compares the APR (Fig. 6(a)) and ACD (Fig. 6(b)) of the six algorithms under different computation resources. First, with the increase of computation resources, both the ACR and ACD of ELO remain nearly constant, staying at the worst level compared with the other schemes. As explained in Section 5.3, the varying computation resources of VEC servers has no effect on the performance of ELO, where tasks are entirely executed on vehicles locally. By contrast, as the computation resources increase, the ACR of EXO, NMO, NCO, CMRATA and BARGAIN-MATCH

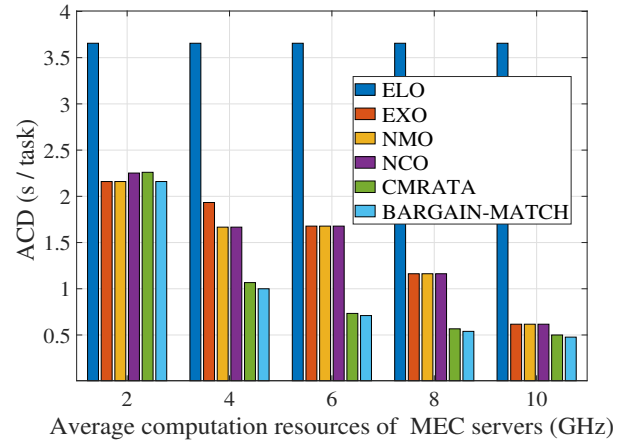
increases significantly, and the ACD of these schemes decreases dramatically. Obviously, increasing computation resources of VEC servers indicates that the VEC servers are able to process larger amount of tasks per unit time, leading to increased APR and decreased ACD, respectively. Furthermore, it can be observed that BARGAIN-MATCH always achieves the superior ACR and ACD with varying computation resources. The set of results in Fig. 6 verifies that BARGAIN-MATCH performs more efficiently than the other five algorithms with respect to the APR and ACD.

Fig. 7 compares the APR (Fig. 6(a)) and ACD (Fig. 6(b)) of the six algorithms under different task sizes of vehicles. First, ELO performs the worst with regard to the APR and ACD due to the limited computation resources of vehicles. Particularly, it is observed that ELO does not work when the task size exceeds 400 KB, leading to the absence of the dark blue bars from 600 to 800 KB. Furthermore, the APR of EXO, NMO and NCO increases first and then decreases with the task size of vehicles, and the ACD of the three schemes shows an opposite trend. This is because more tasks can be successfully fulfilled with increasing task size when the total workload is relative light, resulting in the increase of APR and the decrease of ACD, respectively. However, the offloading strategies of EXO, NMO and NCO could lead to congestion at some VEC servers as the total amount of tasks becomes heavy, which is the common limitation of these schemes as discussed in Section 5.2. Accordingly, the APR of EXO, NMO and NCO decreases and the ACD of them increases, respectively, when the task size keeps increasing. In addition, as the task size increases, the APR and ACD achieved by CMRATA and BARGAIN-MATCH show steady upward and downward trends, respectively. This implies that CMRATA and BARGAIN-MATCH are able to overcome the possible congestion effectively. Besides, BARGAIN-MATCH achieves the highest APR and the lowest ACD compared to the other schemes with increasing task size. This is because BARGAIN-MATCH adaptively makes best use of the computation resources of VEC servers based on the real-time offloading requirements. In conclusion, the results demonstrate the efficiency of BARGAIN-MATCH in terms of the APR and ACD under varying task sizes.

Fig. 8 compares the APR (Fig. 8(a)) and the ACD (Fig. 8(b)) with respect to the price of the computation resources. First, ELO always achieves the worst and invariant APR and ACD with different prices of the computation resources because vehicles process their tasks locally without collaborating with VEC servers. Furthermore, both the APR and ACD of EXO, NMO and NCO show similar trends with variation in the price of computation resources. Specifically, the APR of EXO, NMO and NCO increases first and then decreases with increasing price of the computation resources, and the ACD of these three schemes shows an opposite trend. This is mainly because these schemes ignore the collaboration of vehicles and VEC servers to adjust the strategies of offloading and resource allocation based on the initial price of the computation resources, as discussed in Section 5.1. In addition, both the APR and ACD of CMRATA and BARGAIN-MATCH show similar constant trends with increasing initial price compared to the trends in Fig. 3. This is because both CMRATA and BARGAIN-MATCH can adapt to the varying initial price of the computation

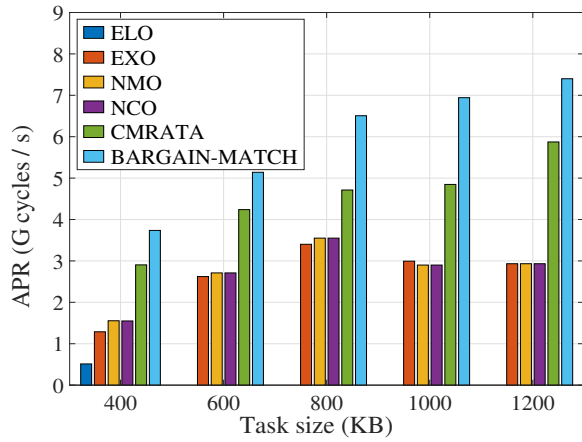


(a) APR with respect to the average computation resources of VEC servers.

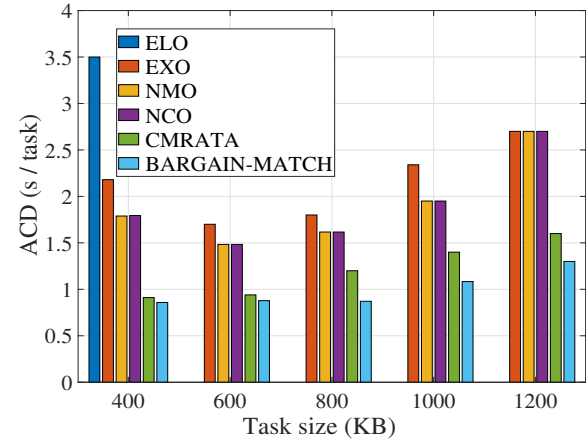


(b) ACD with respect to the average computation resources of VEC servers.

Fig. 6. The effect of the average computation resources of VEC servers on the system performance. (a) Social welfare. (b) Total utility of vehicles. (c) Total utility of VEC servers.

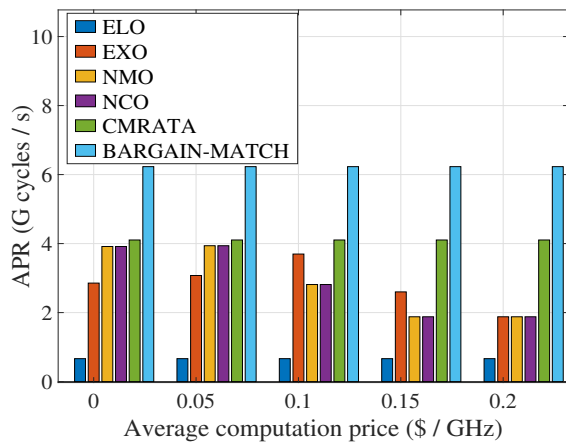


(a) APR with respect to the average task size of vehicles.

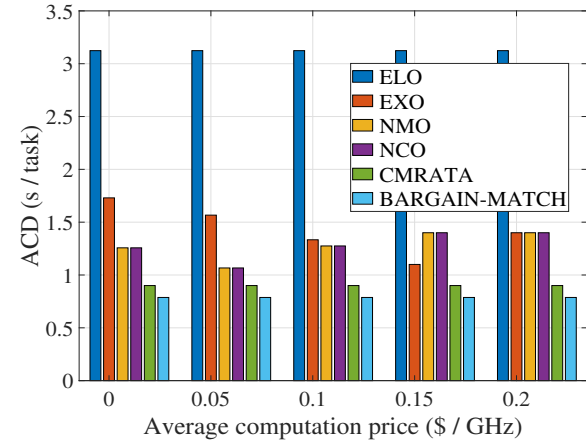


(b) ACD with respect to the average task size of vehicles.

Fig. 7. System efficiency with respect to the average task size of vehicles.



(a) APR with respect to the price of the computation resources.



(b) ACD with respect to the price of the computation resources.

Fig. 8. System efficiency with respect to the initial price of the computation resources.

resources by using the pricing incentive schemes. Besides, BARGAIN-MATCH achieves the significant superior effi-

ciency in terms of the APR and ACD. On the one hand, the VEC servers dynamically adjust their resource allocation

and pricing strategies based on the offloading requirements of vehicles. On the other hand, the vehicles adaptively select the optimal offloading strategies based on the price of the computation resources. In conclusion, the results indicate the superior performance efficiency of BARGAIN-MATCH in improving the system efficiency in terms of the APR and ACD.

6 CONCLUSION

In this work, we investigate the computation allocation and task offloading for VEC servers and vehicles in VEC networks. First, we formulate a GTRATOP that aims to maximize the system utility by jointly considering the incentive for cooperation, competition among vehicles, heterogeneity between VEC servers and vehicles, and the dynamic of VNs. Since GTRATOP is NP-hard, we further propose an BARGAIN-MATCH to solve this problem. Specifically, for the resource allocation, a bargaining game-based incentive approach is proposed to stimulate the vehicles and VEC servers to negotiate the optimal decisions of the resource allocation and pricing. For the task offloading, a many-to-one matching scheme is presented to address the competition among the vehicles and the heterogeneity between the VEC servers and vehicles. Specifically, the vehicles and VEC servers that have heterogeneous preferences on each other can form mutual satisfied groups for task offloading. Besides, the proposed BARGAIN-MATCH is proved to be stable and weak Pareto optimal. Simulation results demonstrate that BARGAIN-MATCH achieves superior performance in terms of the system utility, vehicle utility and VEC server utility compared to the conventional approaches. Moreover, it can improve the task processing rate and task processing delay significantly, especially when the system workload is heavy.

APPENDIX A

The problem **P** is a classical maximum cardinality bin packing problem, which is proved to be NP-hard [5], [38], [39].

APPENDIX B

The second-order derivative of U_i^j with respect to $f_{j,i}$ can be calculated as $\frac{\partial^2 U_i^j(t)}{\partial^2 f_{j,i}} = \frac{C_i^{req} \cdot w_i \cdot (2f_{j,i}(var_1 - T_i^{max} - 1) + C_i^{req})}{(f_{j,i})^4 \cdot \log(1 + T_i^{max}) \left(var_1 - T_i^{max} + \frac{C_i^{req}}{f_{j,i}} - 1 \right)^2}$, where $var_1 = \frac{D_i^{in}}{B_{i,j} \cdot \log_2(1 + \gamma_{i,j})} + \frac{N_{k,j} \cdot D_i^{in}}{r_{i2i}}$. It can be deduced from Eq. (7) that $T_{i,j}^{mec}(t) = \frac{D_i^{in}}{B_{i,j} \cdot \log_2(1 + \gamma_{i,j})} + \frac{C_i^{req}}{f_{j,i}} + \frac{N_{k,j} \cdot D_i^{in}}{r_{i2i}} = \frac{C_i^{req}}{f_{j,i}} + var_1 < T_i^{max} < 1 + T_i^{max}$. It can be further deduced from Eq. (7) that $var_1 < 1 + T_i^{max} - \frac{C_i^{req}}{f_{j,i}} < 1 + T_i^{max} - \frac{C_i^{req}}{2f_{j,i}}$. It is clear that $U_i^j(t)$ is concave with regard to $f_{j,i}$ since $\frac{\partial^2 U_i^j(t)}{\partial^2 f_{j,i}} < 0$, indicating that the maximal value of $U_i^j(t)$ is existed. Using the first order optimality condition, the best response of vehicle can be

obtained as $f_{j,i}^* = \begin{cases} \frac{-2w_i}{var(c_{j,i}) + c_{j,i} \cdot \log(1 + T_i^{max})(1 - w_i)}, \\ \frac{2w_i}{var(c_{j,i}) - c_{j,i} \cdot \log(1 + T_i^{max})(1 - w_i)}, \end{cases}$, where var is given in Eq. (18). It is obvious that $\frac{-2w_i}{var(c_{j,i}) + c_{j,i} \cdot \log(1 + T_i^{max})(1 - w_i)} < 0$ since $var(c_{j,i}) > 0$, $w_i > 0$, $c_{j,i} > 0$, and $\log(1 + T_i^{max}) > 0$. Therefore, the best-response strategy of vehicle i can be finally obtained as $f_{j,i}^* = \frac{2w_i}{var - c_{j,i} \cdot \log(1 + T_i^{max})(1 - w_i)}$.

APPENDIX C

The trading on the computation resources between vehicle i and VEC server j would be failed if the utility of either party is less than 0. Therefore, the pricing incentive should guarantee that $U_i^j(t) > 0$ && $U_j^i(t) > 0$. By substituting Eqs. (14) and (15) into the above inequations, c_{min} and c_{max} can be easily calculated as Eqs. (19) and (20), respectively.

APPENDIX D

Based on the optimal partition given in Theorem 1, the partitions of the bid-ask spread acquired by vehicle i and MEC sever j in the period in which vehicle i makes a proposal can be calculate as $\begin{cases} \pi_i^{i*} = \Delta c_{j,i} \cdot \delta_i^{i*} \\ \pi_j^{i*} = \Delta c_{j,i} \cdot \delta_j^{i*} \end{cases}$. Similarly, the partitions in the period in which MEC j makes a proposal can be calculate as $\begin{cases} \pi_i^{j*} = \Delta c_{j,i} \cdot \delta_i^{j*} \\ \pi_j^{j*} = \Delta c_{j,i} \cdot \delta_j^{j*} \end{cases}$. Therefore, in the period in which vehicle i makes a proposal, i decides its optimal bidding price as:

$$c_i^{bid*} = c_{max} - \pi_i^{i*} = c_{max} - \Delta c_{j,i} \cdot \delta_i^{i*}. \quad (42)$$

Similarly, MEC sever j decides its optimal asking price as:

$$c_j^{ask*} = c_{min} + \pi_j^{j*} = c_{min} + \Delta c_{j,i} \cdot \delta_j^{j*}. \quad (43)$$

It can be easily proved from Eq. (42) and Eq. (43) that $c_i^{bid*} = c_i^{ask*}$ since $\Delta c_{j,i} = c_{max} - c_i^{min}$ and $\delta_j^{j*} = 1 - \delta_i^{i*}$. Therefore, the vehicle and VEC server make a deal on the price of the allocated resource, which is $c_{j,i}^* = c_i^{bid*} = c_i^{ask*}$. Substituting Eq. (24a) into Eq. (42), $c_{j,i}^*$ can be obtained as Eq. (27a). The proof of Eq. (27b) is similar to that of Eq. (27a).

APPENDIX E

Assuming that matching Φ is unstable, it can be easily deduced from Definition 3 that there exists an unmatched pair $i' \in \mathcal{V}^{req}$ and $j' \in \mathcal{M}$ that prefer each other than their current matching partners.

i.e., $i' \notin \Phi(j')$ and $j' \neq \Phi(i')$ Therefore, the following conditions hold:

$$j' \succ_{i'} \Phi(i'), \quad (44a)$$

$$\text{there exists } i'' \in \Phi(j') \text{ such that } i' \succ_{j'} i'', \text{ if } \Phi(j') \neq \emptyset, \quad (44b)$$

$$i' \succ_{j'} \emptyset, \text{ if } \Phi(j') = \emptyset, \quad (44c)$$

$$i' \notin \Phi(j'), \quad (44d)$$

$$j' \neq \Phi(i'), \quad (44e)$$

where $\Phi(i')$ is the current VEC server that is matched to vehicle i' , and $\Phi(j')$ is the current vehicle set that is matched to VEC server j' .

The theorem can be proved by showing that the necessary conditions in Eq. (44) cannot be satisfied at the same time. If condition Eq. (44a) holds true, it can be deduced that vehicle i' prefers VEC server j' to its current matching partner VEC server $\Phi(i')$. However, it can be inferred from condition (44d) that

- if $\Phi(j') \neq \emptyset$, vehicle i' is less preferred by VEC server j' than any vehicle $i'' \in \Phi(j')$, i.e., $i'' \succ_{j'} i'$, which contradicts the condition in (44b);
- if $\Phi(j') = \emptyset$, VEC server j' prefers to be empty than select vehicle i' , i.e., $\emptyset \succ_{j'} i'$, which contradicts the condition in (44c).

Consequently, although vehicle i' prefers VEC server j' , VEC server j' does not prefer vehicle i' . Therefore, the blocking pair will not be formed between i' and j' . Similar conclusions can be obtained by starting from other conditions in (44). As a result, the matching proposed in this work is stable.

APPENDIX F PROOF OF THEOREM3

Assuming that the proposed matching Φ is not weak Pareto optimal, it can be deduced from [40] that there exists a better matching Φ' such that $\Phi'(x) \succ_x \Phi(x)$ for all players $\forall x \in \{\mathcal{V}^{req}, \mathcal{E}\}$. We prove that the assumption leads to contradictions from the perspectives of vehicles and VEC servers, respectively.

Regarding vehicles, if the above assumption holds, each vehicle $i \in \mathcal{V}^{req}$ can be matched with a better offloading server $j' = \Phi'(i)$ compared to the current offloading strategy $j = \Phi(i)$. Therefore, for each vehicle $i \in \mathcal{V}^{req}$, the following conditions hold:

$$j' = \Phi'(i) \succ_i \Phi(i) = j, j \neq j', \quad (45a)$$

$$\Phi(i) = j, \quad (45b)$$

$$\Phi(j) = i, \quad (45c)$$

$$\Phi'(i) = j', \quad (45d)$$

$$\Phi'(j') = i, \quad (45e)$$

where the conditions (45b) and (45c) are obtained based on the current matching Φ , and the conditions (45d) and (45e) are obtained based on the matching Φ' . It can be inferred from the condition (45a) that vehicle i prefers the offloading server j' to j under the matching Φ' . However, it can be inferred from the conditions (45b) and (45c) vehicle i is matched with the offloading server j under the current matching Φ instead of its preferred offloading server j' . Therefore, the following inferences can be drawn:

- If $j' = \emptyset$, vehicle i prefers to be unmatched rather than be matched, i.e., $\emptyset \succ_i j, \forall j \in \{\mathcal{E}, 0\}$, which contradicts the condition (45b).
- If $j' = 0$, vehicle i must be matched with VEC server 0 (i.e., local offloading) according to Eq. (33) of the proposed matching rule in Section 4.2.3, which contradicts the condition (45b).

- If $j' > 0$, vehicle i must have been deleted from the matching list of the VEC server j' according to Eq. (35) of the proposed matching rule in Section 4.2.3. Therefore, VEC server j' does not prefer vehicle i , which contradicts the condition (45e).

Regarding VEC servers, if the assumption holds, each VEC server $e \in \mathcal{E}$ can be matched with a better vehicle $v' = \Phi'(e)$ compared to the current offloading strategy $v = \Phi(e)$. Therefore, for each VEC server $e \in \mathcal{E}$, the following conditions hold:

$$v' = \Phi'(e) \succ_e \Phi(e) = v, \quad (46a)$$

$$\Phi(e) = v, \quad (46b)$$

$$\Phi(v) = e, \quad (46c)$$

$$\Phi'(e) = v', \quad (46d)$$

$$\Phi'(v') = e \quad (46e)$$

where the conditions (46b) and (46c) are obtained based on the current matching Φ , and the conditions (46d) and (46e) are obtained based on the matching Φ' . It can be inferred from the condition (46a) that VEC server e prefers vehicle v' to vehicle v under the matching Φ' . However, it can be inferred from the conditions (46b) and (46c) that VEC server e is matched with vehicle v under the current matching Φ instead of its preferred vehicle v' . Therefore, the following inferences can be drawn:

- If $v' = \emptyset$, VEC server e is not preferred by any vehicle, i.e., $\emptyset \succ_e v, \forall v \in \{\mathcal{V}^{req}\}$, which contradicts the condition (46b).
- If $v' > 0$, VEC server m is not preferred by vehicle v' under the current matching Φ . Otherwise, vehicle v' will send a request to VEC server e , and will be remained by VEC server e according to Eqs. (32) and (35) of the proposed matching rule in Section 4.2.3, which contradicts the condition (46e).

In conclusion, the contradictions prove the assumption is not valid. This completes the proof.

REFERENCES

- [1] T. Taleb, K. Samdanis, B. Mada, H. Flinck, S. Dutta, and D. Sabella, "On multi-access edge computing: A survey of the emerging 5g network edge cloud architecture and orchestration," *IEEE Communications Surveys Tutorials*, vol. 19, no. 3, pp. 1657–1681, 2017.
- [2] D. Sabella, A. Vaillant, P. Kuure, U. Rauschenbach, and F. Giust, "Mobile-edge computing architecture: The role of mec in the internet of things," *IEEE Consumer Electronics Magazine*, vol. 5, no. 4, pp. 84–91, 2016.
- [3] W. Duan, J. Gu, M. Wen, G. Zhang, Y. Ji, and S. Mumtaz, "Emerging technologies for 5g-iov networks: Applications, trends and opportunities," *IEEE Network*, vol. 34, no. 5, pp. 283–289, 2020.
- [4] Y. Dai, D. Xu, S. Maharjan, and Y. Zhang, "Joint load balancing and offloading in vehicular edge computing and networks," *IEEE Internet of Things Journal*, vol. 6, no. 3, pp. 4377–4387, 2018.
- [5] J. Zhao, Q. Li, Y. Gong, and K. Zhang, "Computation offloading and resource allocation for cloud assisted mobile edge computing in vehicular networks," *IEEE Transactions on Vehicular Technology*, vol. 68, no. 8, pp. 7944–7956, 2019.
- [6] J. Zhang, H. Guo, J. Liu, and Y. Zhang, "Task offloading in vehicular edge computing networks: A load-balancing solution," *IEEE Transactions on Vehicular Technology*, 2019.
- [7] Y. Wang, P. Lang, D. Tian, J. Zhou, X. Duan, Y. Cao, and D. Zhao, "A game-based computation offloading method in vehicular multiaccess edge computing networks," *IEEE Internet of Things Journal*, vol. 7, no. 6, pp. 4987–4996, 2020.

- [8] P. Dai, K. Hu, X. Wu, H. Xing, F. Teng, and Z. Yu, "A probabilistic approach for cooperative computation offloading in mec-assisted vehicular networks," *IEEE Transactions on Intelligent Transportation Systems*, 2020.
- [9] M. S. Bute, P. Fan, G. Liu, F. Abbas, and Z. Ding, "A collaborative task offloading scheme in vehicular edge computing," in *2021 IEEE 93rd Vehicular Technology Conference (VTC2021-Spring)*, 2021, pp. 1–5.
- [10] H. Peng and X. Shen, "Deep reinforcement learning based resource management for multi-access edge computing in vehicular networks," *IEEE Transactions on Network Science and Engineering*, vol. 7, no. 4, pp. 2416–2428, 2020.
- [11] X. Zhu, Y. Luo, A. Liu, N. N. Xiong, M. Dong, and S. Zhang, "A deep reinforcement learning-based resource management game in vehicular edge computing," *IEEE Transactions on Intelligent Transportation Systems*, 2021.
- [12] W. Duan, X. Gu, M. Wen, Y. Ji, J. Ge, and G. Zhang, "Resource management for intelligent vehicular edge computing networks," *IEEE Transactions on Intelligent Transportation Systems*, 2021.
- [13] S. Choo, J. Kim, and S. Pack, "Optimal task offloading and resource allocation in software-defined vehicular edge computing," in *2018 International Conference on Information and Communication Technology Convergence (ICTC)*, 2018, pp. 251–256.
- [14] X. Huang, L. He, and W. Zhang, "Vehicle speed aware computing task offloading and resource allocation based on multi-agent reinforcement learning in a vehicular edge computing network," in *2020 IEEE International Conference on Edge Computing (EDGE)*. IEEE, 2020, pp. 1–8.
- [15] X. Huang, L. He, X. Chen, L. Wang, and F. Li, "Revenue and energy efficiency-driven delay constrained computing task offloading and resource allocation in a vehicular edge computing network: A deep reinforcement learning approach," *IEEE Internet of Things Journal*, 2021.
- [16] K. C. Border, *Fixed point theorems with applications to economics and game theory*. Cambridge university press, 1985.
- [17] Y. Liu, S. Wang, J. Huang, and F. Yang, "A computation offloading algorithm based on game theory for vehicular edge networks," in *2018 IEEE International Conference on Communications (ICC)*. IEEE, 2018, pp. 1–6.
- [18] B. Gu and Z. Zhou, "Task offloading in vehicular mobile edge computing: A matching-theoretic framework," *IEEE Vehicular Technology Magazine*, vol. 14, no. 3, pp. 100–106, Sep. 2019.
- [19] Z. Zhou, P. Liu, J. Feng, Y. Zhang, S. Mumtaz, and J. Rodriguez, "Computation resource allocation and task assignment optimization in vehicular fog computing: A contract-matching approach," *IEEE Transactions on Vehicular Technology*, vol. 68, no. 4, pp. 3113–3125, 2019.
- [20] Y. Sun, X. Guo, J. Song, S. Zhou, Z. Jiang, X. Liu, and Z. Niu, "Adaptive learning-based task offloading for vehicular edge computing systems," *IEEE Transactions on Vehicular Technology*, vol. 68, no. 4, pp. 3061–3074, 2019.
- [21] Z. Sun, Y. Liu, J. Wang, R. Yu, and D. Cao, "Cross-layer tradeoff of qos and security in vehicular ad hoc networks: A game theoretical approach," *Computer Networks*, vol. 192, p. 108031, 2021.
- [22] H. T. Friis, "A note on a simple transmission formula," *Proceedings of the IRE*, vol. 34, no. 5, pp. 254–256, 1946.
- [23] Z. Xiao, H. Wen, A. Markham, N. Trigoni, P. Blunsom, and J. Frolik, "Non-line-of-sight identification and mitigation using received signal strength," *IEEE Transactions on Wireless Communications*, vol. 14, no. 3, pp. 1689–1702, 2014.
- [24] K. Zhang, Y. Mao, S. Leng, Y. He, and Y. Zhang, "Mobile-edge computing for vehicular networks: A promising network paradigm with predictive off-loading," *IEEE Vehicular Technology Magazine*, vol. 12, no. 2, pp. 36–44, 2017.
- [25] D. Huang, P. Wang, and D. Niyato, "A dynamic offloading algorithm for mobile computing," *IEEE Transactions on Wireless Communications*, vol. 11, no. 6, pp. 1991–1995, 2012.
- [26] X. Chen, L. Jiao, W. Li, and X. Fu, "Efficient multi-user computation offloading for mobile-edge cloud computing," *IEEE/ACM Transactions on Networking*, vol. 24, no. 5, pp. 2795–2808, 2015.
- [27] X. Lyu, H. Tian, W. Ni, Y. Zhang, P. Zhang, and R. P. Liu, "Energy-efficient admission of delay-sensitive tasks for mobile edge computing," *IEEE Transactions on Communications*, vol. 66, no. 6, pp. 2603–2616, 2018.
- [28] Z. M. Fadlullah, C. Wei, Z. Shi, and N. Kato, "Gt-qosec: A game-theoretic joint optimization of qos and security for differentiated services in next generation heterogeneous networks," *IEEE Transactions on Wireless Communications*, vol. 16, no. 2, pp. 1037–1050, 2016.
- [29] Z. Sun, Y. Liu, J. Wang, G. Li, C. Anil, K. Li, X. Guo, G. Sun, D. Tian, and D. Cao, "Applications of game theory in vehicular networks: A survey," *IEEE Communications Surveys & Tutorials*, 2021.
- [30] A. Rubinstein, "Perfect equilibrium in a bargaining model," *Econometrica: Journal of the Econometric Society*, pp. 97–109, 1982.
- [31] D. Gusfield and R. W. Irving, *The stable marriage problem: structure and algorithms*. MIT press, 1989.
- [32] G. Zhang, W. Zhang, Y. Cao, D. Li, and L. Wang, "Energy-delay tradeoff for dynamic offloading in mobile-edge computing system with energy harvesting devices," *IEEE Transactions on Industrial Informatics*, vol. 14, no. 10, pp. 4642–4655, 2018.
- [33] A. Bazzi, B. M. Masini, A. Zanella, and I. Thibault, "On the performance of ieee 802.11 p and lte-v2v for the cooperative awareness of connected vehicles," *IEEE Transactions on Vehicular Technology*, vol. 66, no. 11, pp. 10 419–10 432, 2017.
- [34] S. Panichpapiboon and W. Pattara-Atikom, "Connectivity requirements for self-organizing traffic information systems," *IEEE Transactions on Vehicular Technology*, vol. 57, no. 6, pp. 3333–3340, 2008.
- [35] C. Liu, K. Li, J. Liang, and K. Li, "Cooper-match: Job offloading with a cooperative game for guaranteeing strict deadlines in mec," *IEEE Transactions on Mobile Computing*, 2019.
- [36] S. A. Kazmi, T. N. Dang, I. Yaqoob, A. Manzoor, R. Hussain, A. Khan, C. S. Hong, and K. Salah, "A novel contract theory-based incentive mechanism for cooperative task-offloading in electrical vehicular networks," *IEEE Transactions on Intelligent Transportation Systems*, 2021.
- [37] K.-H. Loh, B. Golden, and E. Wasil, "Solving the maximum cardinality bin packing problem with a weight annealing-based algorithm," in *Operations Research and Cyber-Infrastructure*. Springer, 2009, pp. 147–164.
- [38] X. Chen, L. Jiao, W. Li, and X. Fu, "Efficient multi-user computation offloading for mobile-edge cloud computing," *IEEE/ACM Transactions on Networking*, vol. 24, no. 5, pp. 2795–2808, 2016.
- [39] P. M. Pardalos, A. Migdalas, and L. Pitsoulis, *Pareto optimality, game theory and equilibria*. Springer Science & Business Media, 2008, vol. 17.



Zemin Sun received the M.Sc in computer science from Jilin University, Changchun, China, in 2018. Her research interests include communication quality and security in vehicular networks and game theory. She is currently seeking her Ph.D. degree in Jilin University.