

DeLoRes: Decorrelating Latent Spaces for Low-Resource Audio Representation Learning

Sreyan Ghosh [§], Ashish Seth [§], S Umesh

Abstract—Inspired by the recent progress in self-supervised learning for computer vision, in this paper, through the DeLoRes learning framework, we introduce two new general-purpose audio representation learning approaches, the DeLoRes-S and DeLoRes-M. Our main objective is to make our network learn representations in a resource-constrained setting (both data and compute), that can generalize well across a diverse set of downstream tasks. Inspired from the Barlow Twins objective function, we propose to learn embeddings that are invariant to distortions of an input audio sample, while making sure that they contain non-redundant information about the sample. To achieve this, we measure the cross-correlation matrix between the outputs of two identical networks fed with distorted versions of an audio segment sampled from an audio file and make it as close to the identity matrix as possible. We call this the DeLoRes learning framework, which we employ in different fashions with the DeLoRes-S and DeLoRes-M. We use a combination of a small subset of the large-scale AudioSet dataset and FSD50K for self-supervised learning and are able to learn with less than half the parameters compared to state-of-the-art algorithms. For evaluation, we transfer these learned representations to 11 downstream classification tasks, including speech, music, and animal sounds, and achieve state-of-the-art results on 7 out of 11 tasks on linear evaluation with DeLoRes-M and show competitive results with DeLoRes-S, even when pre-trained using only a fraction of the total data when compared to prior art. Our transfer learning evaluation setup also shows extremely competitive results for both DeLoRes-S and DeLoRes-M, with DeLoRes-M achieving state-of-the-art in 4 tasks. In addition to being simple and intuitive, our pre-training procedure is amenable to compute through its inherent nature of construction and does not require careful implementation details to avoid trivial or degenerate solutions like prior art in this domain. Furthermore, we conduct extensive ablation studies on our training algorithm, model architecture and results, and make all our code and pre-trained models publicly available ¹.

Index Terms—Self-supervised learning, audio classification, representation learning

I. INTRODUCTION

IN recent times, unsupervised representation learning, including self-supervised and semi-supervised learning has shown great success across different modalities, for example, text, vision, and speech. Although self-supervised learning (SSL) and semi-supervised learning have achieved great performance on Automatic Speech Recognition (ASR), limited attempts have been made for other speech and audio processing tasks such as speech emotion recognition, speaker identification, language identification, and acoustic scene identification.

Sreyan Ghosh, Ashish Seth and S. Umesh are with the Speech Lab, Department of Electrical Engineering, Indian Institute of Technology Madras

[§]These authors contributed equally.

¹<https://github.com/Speech-Lab-IITM/DeLoRes>

Self-supervised learning in speech and audio aims towards learning representations that contain high-level information from acoustic signals which can be further used in diverse sets of downstream tasks. Model weights learned through self-supervision are either used as feature extractors under the linear evaluation protocol [27], [33] or used together with transfer learning for end-to-end fine-tuning with an added prediction-head for the downstream task [3], [7], [21]. Features learned through self-supervised speech representation learning have already proven to outperform other low-level features such as filter-banks and mel-frequency cepstral coefficients (MFCCs).

In the past, a limited amount of work has been done in learning general-purpose audio representations that can perform well across a diverse set of downstream tasks beyond speech recognition, and the one’s proposed suffers from several shortcomings. For example, triplet-based objectives used in [22], [37] rely on the mining of negative samples and the quality of learned features varies significantly with the sample generation scheme [37]. Contrastive learning systems used in [35] typically work online and rely on a large number of explicit pairwise feature comparisons, which are computationally challenging, given the fact that they require large batches for mining negative samples. Moreover, [3] show that the quality of mined negative samples can affect the performance. On the other hand, the method proposed by [33] uses a *momentum encoder*, where a moving-average network is used to produce prediction targets for optimizing the MSE loss between two batches of augmented samples of the same audio segments. However, the symmetry-breaking network design has been found crucial for this approach. Moreover, [8] also conclude that the asymmetry of the learning update, “stop-gradient”, is critical to preventing trivial solutions in this type of learning.

Prior studies in this domain use large data sets and large architectures for SSL pre-training. However, as correctly pointed out by [19], the main challenges with self-supervision are those of scale, and hence accessibility. Additionally, another problem is that many of these methods utilize the time-series aspect of audio signals, i.e., audio segments cropped closer in time are expected to have closer representations, whereas those far away in time are expected to have distanced representations. However, as pointed out by [33], using contradictory examples of music and gunshot, this cannot be deemed as the optimal strategy in all cases.

In this paper we propose **DeLoRes**, **Decorrelating Latent Spaces for Low Resource Audio Representation Learning**, a framework comprising of two simple yet powerful self-supervised pre-training methodologies to learn general-

purpose audio representations of sounds beyond and including speech. Inspired by the Barlow Twins framework [46], we employ an invariance and redundancy-reduction-based objective function, where we try to make the cross-correlation matrix, computed from embeddings of a pair of augmented samples of the same audio segments, as close to the identity matrix as possible. This idea fits well to the acoustic domain wherein the cross-correlation measure is generally used to calculate the correlation between two signals shifted in time. To achieve this we devise **DeLoRes-S** and **DeLoRes-M**, both of which employ the Barlow Twins objective function to make the audio encoder learn to output useful embeddings by forcing it to learn augmentation-invariant representations of the same audio samples. While DeLoRes-S is a straightforward implementation of [46] in the audio domain, where we employ the Barlow Twins objective function on the final output embeddings of the network, with DeLoRes-M we employ Barlow Twins between the intermediate layers of the student and teacher networks of the MoCo [20] learning framework, as an attempt to making the encoder learn augmentation-invariant even at the intermediate layers, adding to solving a contrastive loss on the output embeddings of the final layers.

Compared to other methods in the self-supervised audio pre-training domain, DeLoRes-S is conceptually simple and avoids trivial solutions by the inherent nature of its construction. We alleviate the requirement of large batches as in [35] and avoid the reliance on symmetry-breaking network designs for distorted samples using an extra teacher network as in [33], the requirement for carefully curation of a sample generation scheme for mining negatives as in [22], or the possibility of degenerate solutions as in [15].

On the other hand, DeLoRes-M, which is build on the existing MoCo learning framework and adds the Barlow Twins loss to the existing contrastive loss in a momentum-based student-teacher learning framework, proposes a new regime of tapping embeddings from intermediate layers. Moreover, though the use of a queue decouples the dictionary size from the mini-batch size in the MoCo framework and eases it’s dependency on large batches for mining negatives in contrastive learning, we hypothesize that the added Barlow loss also plays a pivotal role in this aspect. We also show this through an experimental study by altering the batch size in upstream SSL pre-training of DeLoRes-M. Adding to this, through layer-wise probing experiments and experimental results on downstream tasks, we prove that this methodology learns more informative features in the pre-training phase.

We demonstrate the effectiveness of DeLoRes over 11 challenging and diverse downstream tasks including speech, music, and animal sounds. We pre-train both DeLoRes-S and DeLoRes-M on a combination of a small subset (10%) of the large-scale AudioSet dataset [14] and FSD50K, with a much smaller architecture compared to prior art, and show that only a linear classifier trained over DeLoRes-S embeddings is competitive in performance to other state-of-the-art (SOTA) algorithms for learning general-purpose audio representations, while DeLoRes-M achieves state-of-the-art results on certain tasks, both of them using much lesser data and compute than their implementations for SSL based pre-training.

Our key contributions are as follows:

- We are the first ones to adopt the Barlow Twins objective function to the acoustic domain. We provide two ways to incorporate this objective function for self-supervised learning of general-purpose audio representations. First, we show that simple adoption of the original implementation with a *siamese type network* is competent to prior art with a smaller architecture and less than 10% of the total data used for self-supervised learning. We call this approach DeLoRes-S. Next, we use the Barlow Twins objective function together with the MoCo [20] framework similar to [23], to make the network learn augmentation-invariant representations in the *intermediate layers* too. We call this DeLoRes-M, which beyond just achieving state-of-the-art results on 7 out of the 11 tasks, opens possibilities to use of this objective function for de-correlating latent spaces in momentum-based SSL networks.
- We provide a new standard benchmark for evaluating general-purpose audio representations spanning across 11 diverse and challenging downstream tasks. We make careful considerations while devising the downstream tasks for our benchmark which includes both speech and non-speech tasks. We provide detailed train, valid and test splits for each task, together with a fixed audio sample duration for each task. In addition to this, we provide a single script that can be used to prepare the data. For upstream pre-training, we provide an easily downloadable dataset which is a combination of a subset of AudioSet and the FSD50K dataset. Most prior work in this field of study report results on pre-training their networks with the entire AudioSet consisting of 2 million utterances. Our system serves as a new benchmark result for *low-resource* unsupervised audio representation learning on a more realistic subset of the AudioSet which is still available for download ². This is our attempt to promote low-resource upstream pre-training for learning general-purpose audio representations.
- We provide extensive ablations on our experimental setup and architectural preferences, most of which are inspired from prior art. This will help future work from making wiser decisions for their experimental setup.

II. RELATED WORK

Recently, SSL applied to on unlabelled data has proven to be very effective, achieving SOTA performance when used alongside transfer learning on various low-resource downstream tasks, in various modalities such as text, image, and speech. It has also achieved significant performance boosts or close to SOTA results under the linear evaluation protocol, which allows only a linear layer to be trained on top of the representations learned by SSL, for a particular downstream task.

²The original AudioSet released by Google is no more available for manually downloading which proves as a major bottleneck for smaller labs who want to break into this field of research

SSL algorithms, that have shown great success, include variations of contrastive learning, masked prediction, clustering, or the use of *momentum encoders* optimized with diverse objective functions. A simple yet powerful idea is to compare pairs of image representations to push away representations from different images while pulling together those from transformations, or views, of the same image. [7] was the first to propose the use of this framework in CV and proposed to calculate a contrastive loss by taking different augmentations of the same image as positive pairs and other images in the batch as negatives.

Recent *non-contrastive* SSL methods include [8] and [18], where both the network architecture and the parameter updates are modified to introduce asymmetry. The asymmetry in network architecture is created by using a specific “predictor” network and the parameter updates are asymmetric such that the model parameters are only updated using one distorted version of the input, while the representations from another distorted version are used as a fixed target.

In another line of work, clustering methods such as [5] propose computing “pseudo-labels” from one view and predicting the cluster assignment using another view of the same image. On similar lines, [6] and [2] propose the use of non-differential operators. [6] draws its inspiration partly from contrastive learning and proposes a swapped cluster prediction problem, whereby they try to predict the cluster assignment of one view from the other and optimize their network using cross-entropy loss.

SSL solving the masked prediction task has been prevalent in the text domain in the form of Masked Language Modelling (MLM) and in speech as Masked Acoustic Modelling (MAM). Most of these approaches aim to either predict the class of the masked entity using a classification objective as in [10], [21] or reconstruct the original frame as in [28], [29] or to enforce similarity between the prediction of the network for the masked frame and a quantized representation of the original masked frame as in [3].

Prior work on unsupervised audio representation domain is diverse. For example, L3 [1], AuDeep [13], autoregressive predictive coding [9], contrastive predictive coding [42], metric learning [22], autoencoding [26]. However, these methods were evaluated on just one or a limited set of downstream tasks. TRILL [38] or TRIPLet Loss network was one of the first works to test its learned representations on a diverse set of downstream tasks. TRILL optimizes a triplet-based objective function whereby the network represents audio such that segments that are closer in time are also closer in the embedding space. The anchor and positives were sampled from the same audio sample while the negatives were sampled from a different sample.

COLA [35] solves a contrastive task for learning general-purpose audio representations, which outperforms prior art in this domain. They also employ a mining strategy similar to TRILL wherein they generate similar pairs by simply sampling segments from the same audio sample and negative samples from different audio samples. They demonstrate the effectiveness of two objective functions, namely cosine and bilinear similarities, and also show that larger batch sizes help

in learning better representations.

On the other hand, BYOL-A [33] proposes a different approach in that it does not use negative samples. Instead, it directly minimizes the mean squared error of embeddings originating from the same audio segment with contrasts created by data augmentations. This approach also differs from prior-art in which they learn audio representations from a single audio segment without expecting relationships between different time segments of audio samples.

Very recently, DECAR [15] proposed a clustering framework to learn general-purpose audio representations, based on the Deepcluster framework in CV. Their pre-training approach is based on two forward passes through the network whereby they first cluster the output of the feature extractor network and then use the subsequent cluster assignments as “pseudo-labels” for an augmented version of the same audio sample. In their second pass through the network, the loss between the network prediction of the augmented sample and the pseudo-label from the first pass is used to optimize the network weights.

Inspired by the transformers, that were originally developed for text processing but have shown great success in image and speech domains too, [17] proposed SSAST, a self-supervised pre-training strategy for the audio spectrogram transformer AST [16]. AST is the first convolution-free, purely attention-based model for audio classification. In SSAST, the authors optimize a joint discriminative and generative masked spectrogram patch modeling (MSPM) objective whereby they sum InfoNCE loss and mean-squared-error, where both of the losses are weighted by a hyper-parameter lambda.

While contrastive learning approaches need large batch sizes and careful mining of negative samples for training, one common problem with *non-contrastive* SSL approaches in both CV and the audio domain, is that there exist trivial solutions to the learning objective that these methods avoid via particular implementation choices or they are the result of non-trivial learning dynamics adopted by them. Thus, the recently proposed Barlow Twins framework makes itself unique from prior art by its new loss function which is conceptually much simpler and avoids pitfalls through its inherent nature of construction. Similar to other approaches, the Barlow Twins also works on a pair of differently augmented views of the same image, however, now it calculates the cross-correlation matrix between the embeddings of the network which was fed with the batches of these augmented views, and tries to make this matrix as close to identity as possible. Both our approaches in this paper is inspired by the Barlow Twins framework.

III. METHODOLOGY

A. DeLoRes Encoder Architecture

We use the same encoder model architecture for both DeLoRes-S and DeLoRes-M implementations which is a convolution-based feature encoder. The learned weights are then transferred to other downstream tasks. We also experiment with the highly-scalable EfficientNet-B0 which has been commonly used in prior work [15], [35]. However, we achieved better results when we resorted to a simpler

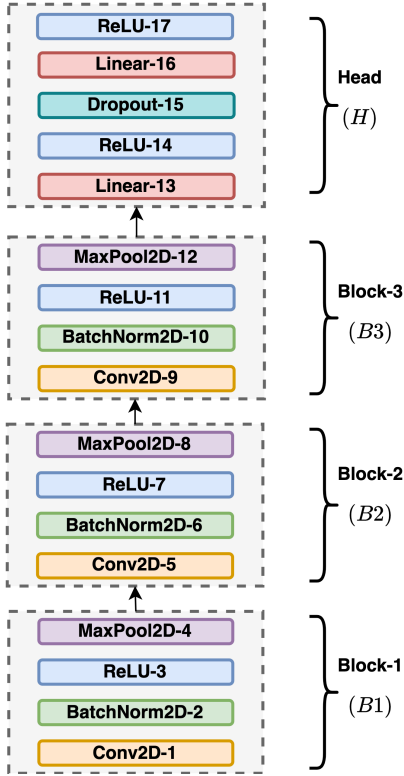


Fig. 1. *AudioNTT* Architecture

architecture which was submitted as a solution for Task 6 of the Detection and Classification of Acoustic Scenes and Events (DCASE) 2020 Challenge [24], [40]. Beyond being much simpler, the architecture has proven to perform reasonably well in the DCASE challenge which is similar to the task we are trying to solve. This architecture has also been used by [33] for pre-training the SSL.

The encoder network architecture is composed of three convolutional encoder blocks, each comprising of a Conv2D layer, followed by a BatchNormalization layer, a rectified linear unit (ReLU) activation function, and a MaxPool2D layer. Additionally, the encoder consists of an encoder head comprising of 2 linear layers, each followed by a ReLU activation function again and a dropout layer between the two layers. The embedding dimension of the encoder output is dependent on the number of units in the final layer and we treat that as a hyper-parameter that can be tuned. Finally, as part of the encoder head, these output embeddings are passed through mean and max pool operations where we pool the embeddings across the time axis and the final single embedding for each audio is obtained after a simple addition of the embeddings obtained from the two pooling operations, across axis 1 in the batch of embeddings. We call this encoder architecture the *AudioNTT* architecture and more layer-specific details can be found in Fig. 1.

In the SSL pre-training stage, for both DeLoRes-S and DeLoRes-M we employ architecturally similar projection heads $g(\cdot)$. Our implementation of the projection head is in lines with the original implementation [46] which comprises of three linear layers, with the first two layers followed by

BatchNorm1D and a ReLU activation function. Additionally, we employ a dropout layer between the projection head and encoder output to add regularisation, and then pass the final embeddings through a BatchNormalization layer to make them zero mean and unit variance. The final embedding obtained for each audio sample is g_x where $g_x \in \mathbb{R}^C$. The number of units C in the final layer of the projection head is a tunable parameter and affects the size of our cross-correlation matrix \mathcal{C} as defined in equation (4). For our experiments, we use $C \in 8196$ for DeLoRes-S and $C \in 2048$ for DeLoRes-M.

For DeLoRes-S, the output of the final layer of the encoder is directly passed through a single projection head, post which we calculate the Barlow Twins objective function on the outputs of the projection head g_x .

The DeLoRes-M pre-training approach is inspired from the original MoCo learning frameworks [20] and consists of 2 identical networks, the student $f(\cdot)$ and the teacher $h(\cdot)$. While the weights of the student network is continuously updated for each batch, the weights of the teacher network are updated based on the momentum-based moving average of the student. In DeLoRes-M, for contrastive pre-training, we pass our final embeddings from the encoder head through a single linear layer $l(\cdot)$ to obtain $l_{x,f} \in \mathbb{R}^{128}$ and $l_{x,h} \in \mathbb{R}^{128}$. For decorrelating the intermediate layers, we take the feature representation of each of the 3 convolution blocks of the feature encoder separately for both the student and teacher networks, and pass it through a mean pooling operation before passing it through separate *projection heads* for each intermediate layer to obtain $g_{x,f}^1, g_{x,f}^2, g_{x,f}^3$ and $g_{x,h}^1, g_{x,h}^2, g_{x,h}^3$ for layers 1, 2 and 3 of the student and teacher encoder networks respectively.

As mentioned earlier and shown in Fig. 1, in both implementations, we use the projection head just for our SSL pre-training task and discard it after this step.

B. DeLoRes Learning Algorithm

1) *Co-variance and Cross-correlation*: Given two time series x_t and y_t of N number of samples, where t is the time index, and $x_{t-\tau}$ is the delayed version of x_t by τ samples, The cross-covariance matrix between the pairs of signals can be calculated as:

$$\sigma_{xy}(\tau) = \frac{1}{N-1} \sum_{t=1}^N (x_{t-\tau} - \mu_x)(y_t - \mu_y) \quad (1)$$

where μ_x and μ_y are the means of x_t and y_t , respectively. By normalizing the equation (1), the cross-correlation of the two signals can be calculated as:

$$\rho_{xy}(\tau) = \frac{\sigma_{xy}(\tau)}{\sqrt{\sigma_{xx}(0)\sigma_{yy}(0)}} \quad (2)$$

2) *Barlow Twins Objective Function*: We employ the Barlow Twins objective function [46], defined in equation (3), to optimize our network.

$$\mathcal{L}_{\text{Barlow}} = \underbrace{\sum_i (1 - C_{ii})^2}_{\text{Invariance Term}} + \lambda \underbrace{\sum_i \sum_{j \neq i} C_{ij}^2}_{\text{Redundancy Reduction Term}} \quad (3)$$

where \mathcal{C} is defined in equation (4). The *invariance term* of the objective function tries to make the diagonal elements of the cross-correlation matrix close to 1, which intuitively makes the embedding invariant to the distortions applied. The *redundancy reduction term*, which is weighted by a positive constant, λ , sums up the off-diagonal elements of the cross-correlation and tries to make it close to 0. Intuitively, this decorrelation reduces the redundancy between output embeddings so that they contain non-redundant information about the sample and preserve only useful information.

The Barlow Twins objective function calculates the cross-correlation matrix between the two embeddings obtained from the encoder output for a pair of differently augmented versions of an audio sample and tries to make it as close to the identity matrix as possible.

TABLE I
ENCODER NETWORK ARCHITECTURE

Layer - #	Layer Parameters	Output
Block-1 (B1)		
Conv2D-1	3x3@64	[B, 64, 64, 96]
BatchNorm2D-2		[B, 64, 64, 96]
ReLU-3		[B, 64, 64, 96]
MaxPool2D-4	2x2, stride=2	[B, 64, 32, 48]
Block-2 (B2)		
Conv2D-5	3x3@64	[B, 64, 32, 48]
BatchNorm2D-6		[B, 64, 32, 48]
ReLU-7		[B, 64, 32, 48]
MaxPool2D-8	2x2, stride=2	[B, 64, 16, 24]
Block-3 (B3)		
Conv2D-9	3x3@64	[B, 64, 16, 24]
BatchNorm2D-10		[B, 64, 16, 24]
ReLU-11		[B, 64, 16, 24]
MaxPool2D-12	2x2, stride=2	[B, 64, 8, 12]
Head (H)		
Reshape-13		[B, 12, 512]
Linear-14	out=2048	[B, 12, 2048]
ReLU-15		[B, 12, 2048]
Dropout-16	0.3	[B, 12, 2048]
Linear-17	out=2048	[B, 12, 2048]
ReLU-18		[B, 12, 2048]
max(\cdot) \oplus (\cdot) - 19		[B, 2048]

3) *Barlow Twins Learning Framework*: Figure 2 shows the complete end-to-end pre-training and fine-tuning procedure for both DeLoRes-S and DeLoRes-M. For a batch of audio samples, we first chunk a random segment x of length 980 ms, from each audio sample, and then extract the log-compressed mel-filterbanks for each sample. Next, these samples are batched to obtain X , and we create exactly two augmented views of the batch X^A and X^B by applying different augmentations K to each sample in the batch. The ConvNet feature encoder (only $f(\cdot)$ in DeLoRes-S and $f(\cdot)$ and $h(\cdot)$ in DeLoRes-M) is then used to obtain batch of embeddings Z^A and Z^B . These outputs are then used to calculate \mathcal{C} , the cross-correlation matrix, where each element in the matrix is calculated by equation (4) along the batch dimension.

$$C_{ij} = \frac{\sum_b z_{b,i}^A z_{b,j}^B}{\sqrt{\sum_b (z_{b,i}^A)^2} \sqrt{\sum_b (z_{b,j}^B)^2}} \quad (4)$$

where b indexes batch samples, i and j indexes the vector dimension of the embeddings, and \mathcal{C} can take values in a range -1 and 1. While [46] show how the design of the loss function was motivated by the Information Bottleneck theory, [41] have a great explanation why Barlow Twins can also be called *negative-sample-free contrastive learning*. This explanation is beyond the scope of this paper and we would like our readers to refer to these papers directly.

4) *DeLoRes-S and DeLoRes-M Learning Framework*: For DeLoRes-S, $\mathcal{L}_{\text{Barlow}}$ is calculated on the output of the encoder head of the encoder network encoder parameters are optimized directly by minimizing $\mathcal{L}_{\text{Barlow}}$.

For DeLoRes-M $\mathcal{L}_{\text{Barlow}}$ is calculated for each encoder block separately. Beyond solving the Barlow Twins objective function between the intermediate layers of the student and teacher encoder networks, DeLoRes-M also solves a contrastive task by minimizing the InfoNCE loss similar to the original MoCo implementation.

$$\mathcal{L}_{\text{InfoNCE}}(x) = -\log\left(\frac{\exp(f(x_i^A) \cdot h(x_i^B) / \tau)}{\exp(f(x_i^A) \cdot h(x_i^B) / \tau) + \sum_{i=0}^K \exp(g(x_i^A) \cdot h(\tilde{x}_i) / \tau)}\right) \quad (5)$$

where x_i^A and x_i^B are different views/augmentations of the same audio segment x . x^A and x^B are called a positive pair. In (5) x_i^A and x_i^B are part of from the batches X^A and X^B respectively, as described in the last section. Our final loss is computed across all positive pairs (x^A, x^B) and (x^B, x^A) . There are K negative pairs of x^A and \tilde{x}_i is random augmentation of a different audio segment. \tilde{x}_i either comes from a queue in the case of MoCo or a mini-batch in the case of SimCLR [7]. Finally, we optimize the parameters of the encoder $f(\cdot)$ or the student network by minimizing the sum of $\mathcal{L}_{\text{InfoNCE}}$ and $\mathcal{L}_{\text{Barlow}}$ for all 3 layers, where each $\mathcal{L}_{\text{Barlow}}$ is multiplied by scaling factor to keep both the contrastive and Barlow loss in the same range for initial epochs. $h(\cdot)$ or the teacher network is an identical copy of $f(\cdot)$ whose parameters are updated with an exponential moving average of $f(\cdot)$. τ is a temperature-scaling hyper-parameter.

IV. DATASETS

A. LAPE Benchmark

1) *Motivation*: In this paper, we propose **LAPE**, a **Low-resource Audio Processing Evaluation Benchmark**, for a holistic evaluation of speech representations learned in a low-resource (data) SSL regime. For LAPE, we propose both SSL based pre-training or *upstream* training and *downstream* task-specific training settings. We are inspired by 3 main reasons behind proposal of the LAPE Benchmark:

- All the AudioSet files are not readily available for download and need to be sliced manually from YouTube

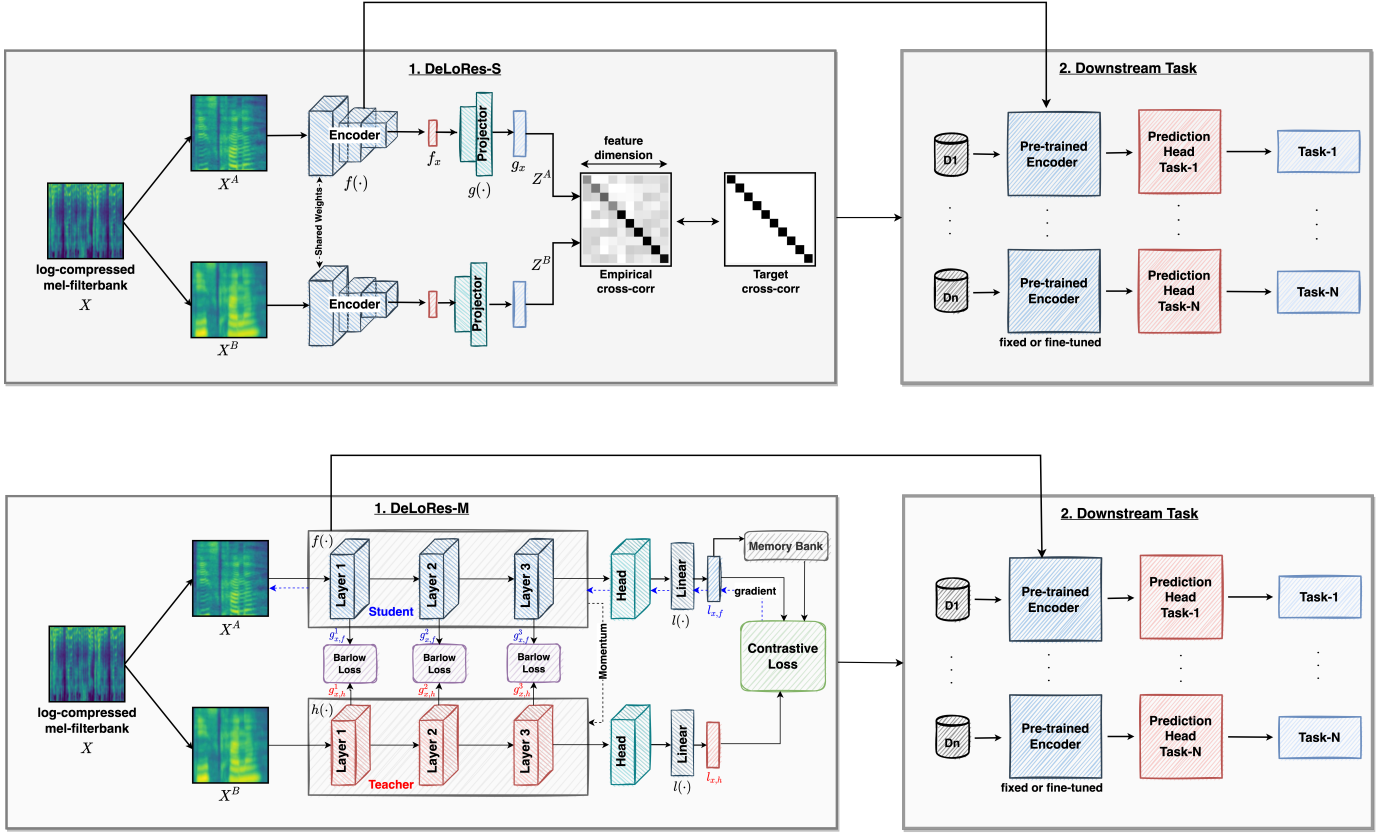


Fig. 2. The block diagrams of *DeLoRes-S* and *DeLoRes-M* respectively in pre-training and fine-tuning phases

videos. Moreover, with time, a lot of these videos have been taken down by YouTube. Thus, results reported on pre-training on complete 2 million utterances of the AudioSet might not be reproducible and also makes it an unfair comparison of work done on smaller datasets by independent researchers.

- Each audio file takes approximately 5 seconds to download on a single process and the availability hit rate is below 30%, i.e., less than 3 files are actually available for download put of every 10 files called by the YouTube API.³
- As pointed out by [19], self-supervised learning in speech and audio would be more accessible to smaller labs given lighter-weight models which could be trained efficiently on a lesser amount of data. Thus, we wanted to compare the performance of our system on a smaller pre-training dataset setting, contrary to the prior art in this domain. This is also our attempt to promote low-resource upstream pre-training for learning general-purpose audio representations.

We provide both Upstream and Downstream dataset details and splits on our GitHub. Additionally, as part of future work, we will build an online application with a PyTorch

³It took us approximately 14 days to download 0.2 million or 10% of the AudioSet.

API endpoint to upload the upstream and all downstream evaluations will be taken care of automatically on the backend server.

2) *Upstream SSL Pre-training Dataset Settings*: We pre-train DeLoRes embeddings on a combination of a class-balanced subset of the large-scale Google AudioSet [14] and the entire FSD50K dataset [12]. The AudioSet subset consists of 0.2 million utterances or approx 10% of the total number of audio files in the original large-scale data set (2 million). These are the same dataset settings we also propose for the LAPE Benchmark.

3) *Downstream Task Dataset Settings*: For the downstream tasks, we test the efficiency of our learned embeddings on a diverse set of audio tasks. We take a mixture of both speech and non-speech tasks (acoustic sounds, animal sounds, and musical notes) to increase variability and test generalizability. In speech-based tasks, we further divide our tasks into two main categories: 1) Tasks dependent on suprasegmental properties of human speech (Speaker Identification and Speech Emotion Recognition (SER)) 2) Tasks dependent on the phonetic properties of speech (Keyword Spotting and Language Identification). For speaker identification, we resort to two commonly used datasets, namely, LibriSpeech (LBS) [34] and VoxCeleb [32]. For the task of keyword spotting, we use the Google Speech Commands V1 (SC) and V2 datasets [44]. This dataset is used in various label settings in prior art. We

use both the 12 and 35 label settings for our experiments. For SER, we resort to the IEMOCAP data set [4] and for language identification we test on the VoxForge [43] data set. For non-speech tasks, we have 3 main categories: 1) Acoustic Sounds 2) Animal Vocals 3) Music Instruments. For acoustic sounds we experiment with 2 common data sets. First, we solve an acoustic scene classification task using TUT Urban Acoustic Scenes 2018 [31], which consists of audio segments labelled with 10 different acoustic scenes. Second, we report 10 fold cross-validated score on the UrbanSound8K dataset [36] which also consists of audio segments labelled with 10 different sounds commonly occurring in urban areas. Finally, for classifying animal vocals we do bird song detection [39] to solve a binary classification task with an objective to detect if the sound segment has a bird song in it, and for musical instruments we use the NSynth data set [11] to classify the instruments from which musical notes have been originated.

These are the same downstream task-specific dataset settings we propose for the LAPE Benchmark. More details about the data sets can be found in Table II.

V. IMPLEMENTATION DETAILS

A. Augmentations

As pointed out by [46], the Barlow Twins objective function is sensitive to the data augmentations used between the pair of samples for which the cross-correlation matrix is to be calculated and hence optimized. In this section, we will describe the different augmentations K that is applied to both the twin batches before it is fed to our encoder network. We borrow ideas from [33] and implement a normalization step, followed by a mixup and random resized crop block each, which we will explain in detail in the following section.

1) *Normalization*: We normalize the mel-spectrogram, x , using:

$$\tilde{x} = \frac{x - \mu}{\nu}, \quad (6)$$

where μ and ν are the mean and standard deviation of the training samples, respectively.

2) *Mixup*: Mixup as an augmentation scheme has shown great success in supervised settings in CV [47], were the first ones to have used it for an audio pre-training task in a SSL setting. They show significant performance boosts when they use it compared to when they do not (an average degradation of 8.4% for 5 downstream tasks under the linear evaluation protocol).

The basic functionality of mixup is to *mix* randomly selected input audio (x_k) in a small ratio from prior batches, which acts as background sound in the final *mixed audio* (\tilde{x}_i). Formally, this would help the model learn embeddings invariant to noise.

$$\tilde{x}_i = \log((1 - \lambda) \exp(x_i) + \lambda \exp(x_k)) \quad (7)$$

We use mixup in a similar setting to [33] where we use audio features only (instead of audio and labels both which was originally proposed by [47]), because of the lack of labels in a SSL setting. Since audio is log-scaled before passing it through this augmentation block, the input is converted to

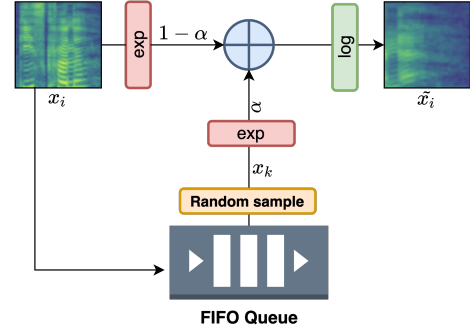


Fig. 3. Mixup

linear scale before mixup and converted back to log-scale again. A FIFO queue of size 2048 is maintained for storing past inputs, from where spectrograms are randomly sampled for mixup.

3) *Random Resized Crop*: Random resized crop (RRC) is one of the most prevalent image augmentation functions used in both supervised and semi-supervised settings in CV. Unlike mixup, RRC does not need labels. The primary motive of RRC is to crop a random portion of image and resize it to a given size. Most SSL algorithms use it [6], [7], [46] and especially [46] show a significant drop in performance when they do not use it. In this paper, we use RRC in a fashion which tries to do a task exactly similar to the original RRC used in CV.

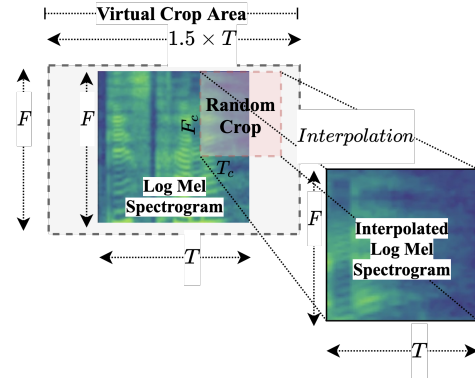


Fig. 4. Random Resized Crop

The input spectrogram consists of frequency bins F , and T time frames. First, we sample the random crop area from a virtual crop boundary with time frames longer than the input, i.e., $1.5 \times T$. The size of the crop area is randomly sampled as:

$$F_c = \lfloor \min(U(h_1, h_2), 1.0) \times F \rfloor \quad (8)$$

$$T_c = \lfloor U(w_1, w_2) \times T \rfloor \quad (9)$$

where F_c and T_c are the number of frequency bins and number of time frames of random crop size, respectively, h_1 and h_2 form a frequency bin range $[h_1, h_2]$, w_1 and w_2 form a time frame range $[w_1, w_2]$ and U stands for the range function. We allow the dimension on the time axis to exceed the original

TABLE II

DATASET STATISTICS FOR DOWNSTREAM BENCHMARK TASKS. THE SETTINGS HAVE BEEN INSPIRED FROM AND IS IN-LINES WITH PRIOR-ART [33], [35]

Data Set	Target	No. of Classes	No. of Samples	Avg. Duration (sec)
<i>Speech</i>				
LibriSpeech (LBS)	Speaker Identification	585	28,538	12.69
VoxCeleb 1 (VC)	Speaker Identification	1,211	153,397	8.20
IEMOCAP (IC)	Emotion Recognition	4	4,490	4.49
Speech Commands V1 (SC-V1)	Keyword Recognition	12	64,721	0.98
Speech Commands V2 (SC-V2)	Keyword Recognition	12/35	105,829	0.98
VoxForge (VF)	Language Identification	6	176,438	6.68
<i>Non-Speech</i>				
Bird Song Detection (BSD)	Song detection	2	15,690	10.08
NSynth (NS)	Musical Instruments Identification	11	301,883	4.00
TUT-Urban 2018 (TUT)	Acoustic Scene Classification	10	8640	10.00
UrbanSound8K (US8K)	Acoustic Scene Classification	10	8732	4.00

dimension of the spectrogram through padding, but not on the frequency domain. Contents in the crop are then resized to the size of the original input with bicubic interpolation.

B. Experimental Setup

1) *DeLoRes-S*: Given an audio input sequence, we extract log-compressed mel-filterbanks with a window size of 64 ms, a hop size of 10 ms, and $N = 64$ mel-spaced frequency bins in the range 60 – 7800 Hz. As mentioned earlier, for pre-training we randomly crop a small segment of the original audio from the AudioSet (originally 10 seconds each). This is in line with previous work in this domain [33], [35]. For our pre-training setup, we use $T = 96$ frames, which corresponds to 1024 seconds. For downstream tasks, the number of frames T depends on the average duration of each downstream data set (for example 12.69 s for LibriSpeech and 4.49 s for IEMOCAP).

For our ConvNet encoder we choose an embedding size $f_x \in \mathbb{R}^{2048}$. During pre-training, we pass f_x through a set of linear layers $g(\cdot)$, also called the projection head, which contains two fully connected layers with 8192 units each and produces $g_x \in \mathbb{R}^{8192}$, followed by a BatchNormalization layer, to make the embeddings zero mean and unit variance. For training and inference on downstream tasks, we discard $g(\cdot)$ after our pre-training step and replace it with a single linear layer with units equal to the number of classes in the task.

We pre-train our model using SSL for a total of 100 epochs. We learn the parameters of our model with the optimization scheme proposed in [18], [46]. We use the LARS optimizer [45] with a batch size of 1024. [46] however, show that the Barlow Twins loss function performs well with smaller batches too.

As used in [46], we set the learning rate to 0.2 for the weights and 0.0048 for the biases. The learning rate is multiplied by the batch size and divided by 256. We use a learning rate warm-up period of 10 epochs, after post which we reduce the learning rate by a factor of 1000 and use a cosine decay schedule [30] for the same. Finally, the trade-off parameter λ of the loss function was set to 0.0051.

2) *DeLoRes-M*: Similar to DeLoRes-S, for DeLoRes-M we use the exact same encoder settings, hyperparameters, and training iterations. However, for DeLoRes-M pre-training, the number of units of our projection head for intermediate layer Barlow Twins loss is 2048 instead of 8192. The scaling factor for the intermediate layer Barlow Twins loss was set to $5e-5$. Other hyper-parameters include a temperature scaling = 0.07 for Eqn. 5, an encoder momentum = 0.99, weight decay = $1e-4$ and SGD momentum = 0.9 since we use SGD instead of the LARS optimizer as in DeLoRes-S. We use a batch size of 512 for our SSL-based pre-training which we find optimal for DeLoRes-M.

We train all our downstream tasks with Adam optimizer, a learning rate of 10^{-3} , in batched-mode with a batch size of 64, and train it for a maximum of 100 epochs.

VI. RESULTS

Table III and IV compare results for DeLoRes-S and DeLoRes-M with prior-art in this field of research. We only compare with prior-art which focuses on learning *general-purpose audio representations* and not all speech and audio SSL algorithms and take the accuracy results of approaches other than DeLoRes from literature. Adding to this, we would like to mention that since most other prior art in literature was pre-trained on almost 10 times as much as data than our experimental setup, and not all prior-art report results on all 11 tasks in the proposed LAPE Benchmark, Table III and IV is separate from LAPE Benchmark and is just meant for comparison. We will repeat experiments for all prior-art for all 11 tasks in LAPE Benchmark with our proposed low-resource upstream pre-training setup and post the results on our official GitHub.

A. Linear Evaluation Protocol

We compare the effectiveness of DeLoRes embeddings over 11 challenging and diverse downstream tasks. Table III reports

TABLE III

RESULT COMPARISON FOR *linear evaluation protocol* SETUP. RESULTS FOR APPROACHES OTHER THAN DeLoRes-S AND DeLoRes-M HAVE BEEN TAKEN FROM LITERATURE. “-” SIGNIFIES THAT RESULTS WERE NOT REPORTED FOR THESE TASKS BY THESE METHODS.

Downstream Task (DT)	CBow	SG	TG	TL	TRILL	COLA	BYOL-A	DECAR	DeLoRes-S	DeLoRes-M
<i>Speech</i>										
Speech Commands V1	-	-	-	-	74.0	71.7	-	63.9	86.1	94.0
Speech Commands V2 (12)	-	-	-	-	74.0	-	91.0	65.7	85.4	93.3
Speech commands V2 (35)	30.0	28.0	23.0	18.0	-	62.4	92.2	-	80.0	89.7
LibriSpeech	99.0	100.0	97.0	100.0	-	100.0	-	62.5	90.0	95.7
VoxCeleb	-	-	-	-	17.7	29.9	40.1	2.5	31.2	45.3
IEMOCAP	-	-	-	-	-	-	-	60.5	60.7	65.2
VoxForge	-	-	-	-	88.1	71.3	90.2	46.0	76.5	88.0
<i>Non-Speech</i>										
NSynth	33.5	34.4	35.1	25.7	-	63.4	74.1	59.9	66.3	75.0
Birdsong Detection	71.0	69.0	71.0	73.0	-	77.0	-	76.4	86.7	89.6
TUT-Urban 2018	66.0	67.0	63.0	73.0	-	94.0	-	51.4	58.6	65.7
UrbanSound8K	-	-	-	-	-	-	79.1	-	71.2	82.7

TABLE IV

RESULT COMPARISON FOR *transfer learning* SETUP. RESULTS FOR APPROACHES OTHER THAN DeLoRes-S AND DeLoRes-M HAVE BEEN TAKEN FROM LITERATURE. “-” SIGNIFIES THAT RESULTS WERE NOT REPORTED FOR THESE TASKS BY THESE METHODS.

Downstream Task (DT)	TRILL	COLA	DECAR	Wav2Vec	SSAST	DeLoRes-S	DeLoRes-M
<i>Speech</i>							
Speech Commands V1	-	98.1	97.6	96.2	96.2	97.7	97.7
Speech Commands V2 (12)	91.2	-	97.6	-	-	97.8	97.9
Speech commands V2 (35)	-	95.5	-	-	98.2	95.8	96.0
LibriSpeech	-	100.0	97.0	-	-	95.3	95.7
VoxCeleb	17.6	37.7	57.5	56.6	66.6	60.3	62.0
IEMOCAP	-	-	66.9	57.1	59.8	63.9	66.3
VoxForge	94.1	82.9	76.5	-	-	95.63	96.8
<i>Non-Speech</i>							
NSynth	-	73.0	78.4	-	-	78.6	79.0
Birdsong Detection	-	80.2	90.3	-	-	90.3	90.6
TUT-Urban 2018	-	99.2	66.9	-	-	64.1	69.8
UrbanSound8K	-	-	-	-	-	74.2	83.3

a comparison with other SOTA methodologies on the *linear evaluation protocol* where only the linear layer is trained for the particular downstream over DeLoRes embeddings. Even with our smaller architecture and a fraction of the pre-training data, we achieve SOTA results on 7 out of the 11 tasks with DeLoRes-M and are competitive to other prior-work in this domain with DeLoRes-S.

B. Transfer Learning Setup

Table IV reports a comparison with other SOTA methodologies on the *transfer learning* setup where all the model weights are fine-tuned end-to-end on the downstream task. Though this would not be a fair comparison because a bigger model architecture might learn task-specific features better than ours, similar to the linear evaluation protocol, we show through our experiments that while DeLoRes-S is competitive to other approaches in the general-purpose audio representation learning space, DeLoRes-M overpowers others in 4 out of 11 tasks while losing marginally in the other 7 tasks.

TABLE V

RESOURCE UTILIZATION COMPARISON OF DeLoRes-S AND DeLoRes-M WITH PRIOR-ART

Model	Params	Data	Epochs (SSL/Down.)
TRILL	27M	1M+	-
COLA	11M	2M	500/-
BYOL-A	5.3M	2M	100/200
DECAR	11M	0.2M	100/50
SSAST	87M	2M	8.5/50
DeLoRes-S	5.3M	0.25M	100/100
DeLoRes-M	5.3M	0.25M	100/100

VII. ABLATION STUDY AND RESULTS ANALYSIS

A. Low-Resource Setting

Table V shows the comparison of other SSL pre-training tasks with our proposed method, with respect to model size, training time (number of epochs) and the total amount of data used for SSL (number of AudioSet samples). Beyond using only a fraction of the total pre-training data compared to prior work, we also use a smaller architecture and pre-train for much lesser epochs. In spite of the *low-resource* pre-training setup, both DeLoRes-S and DeLoRes-M are competitive to all prior

art in this domain. Fig. 5 gives a pictorial representation for the same for one particular downstream task (VoxCeleb 1).

B. Effect of Batch Size and Barlow Twins Loss on DeLoRes-M

Table VI compares the effect of batch size on the performance of all 11 downstream tasks of the LAPE Benchmark for DeLoRes-M on the linear evaluation protocol. Since DeLoRes-M is partly based on contrastive SSL pre-training, this is an important ablation we wanted to study. As we see in table VI, while a larger batch size does not improve performance by a considerable margin, a smaller batch size does not hurt the performance of DeLoRes-M. This can be partly attributed to the use of a queue for our framework, but we also hypothesize that the extra loss added to the existing MoCo framework in DeLoRes-M eases its dependency on large batch sizes. A mathematical proof of why this could happen can be found in [41] where the Barlow Twins loss has been proved to be a *negative-sample-free contrastive learning framework*.

TABLE VI
EFFECT OF *Batch Size* ON DeLoRES-M

Downstream Task	256	512	1024
<i>Speech</i>			
SC-V1	93.8	94.0	93.6
SC-V2(12)	92.9	93.3	92.8
SC-V2(35)	89.3	89.7	89.5
LBS	95.0	95.7	95.7
VC	42.1	45.3	46.7
IC	66.9	65.2	64.6
VF	87.5	88.0	87.7
<i>Non-Speech</i>			
NS	75.3	75.0	75.1
BSD	89.6	89.6	88.9
TUT	66.5	65.7	66.4
US8K	82.3	82.7	82.6
Avg	80.1	80.4	80.3

TABLE VII
EFFECT OF BARLOW LOSS ON DeLoRES-M

Downstream Task	MoCo	DeLoRes-M
<i>Speech</i>		
SC-V1	93.6	94.0
SC-V2(12)	93.2	93.3
SC-V2(35)	89.3	89.7
LBS	95.5	95.7
VC	42.5	45.3
IC	65.1	65.2
VF	87.3	88.0
<i>Non-Speech</i>		
NS	74.7	75.0
BSD	89.0	89.6
TUT	66.7	65.7
US8K	81.2	82.7
Avg	79.8	80.4

C. Quality of features learned and Feature Reuse

Table IX compares the performance of DeLoRes-S and DeLoRes-M under random initialization and SSL-based pre-trained weights. We show significant gains on the linear evaluation protocol using DeLoRes-S and DeLoRes-M embeddings,

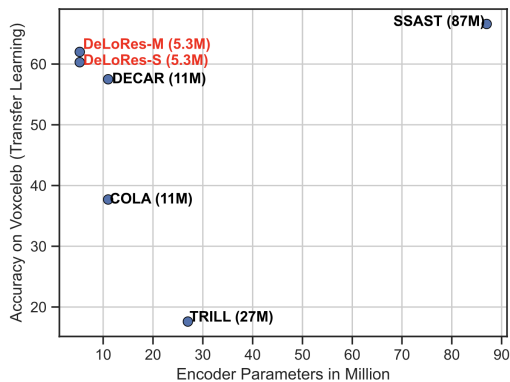


Fig. 5. Performance comparison of DeLoRes-S and DeLoRes-M with prior-art on the transfer learning setup for VoxCeleb 1 wrt. the number of parameters

as compared to randomly initialized embeddings. This makes it very evident that we learn powerful representations from our pre-training step. In addition, we also show significant performance gains in the transfer learning setup too over randomly initialized weights, proving that the pre-trained weights provide a much better starting point for task-specific fine-tuning.

Adding to this, to assess the quality of the features learned through SSL, and to measure how much of the pre-trained model features are reused by the model, we compare the similarity of the features before and after fine-tuning on the labeled dataset. Table VIII shows the Centered Kernel Alignment (CKA) [25] feature similarity for different intermediate layers for one speech and another non-speech task. For this task, we let go of the encoder head and simply mean pool the features from all the encoder blocks. A high feature similarity score through experiments for both DeLoRes-S and DeLoRes-M again confirms the high quality of the features learned through SSL. Additionally, higher CKA score of DeLoRes-M over MoCo proves that the Barlow loss between the intermediate layers improves the quality of features learned at all encoder blocks during upstream pre-training.

TABLE VIII
CENTERED KERNEL ALIGNMENT (CKA) SCORE ON A *Speech* AND *Non-Speech* TASK FOR ALL ENCODER BLOCKS

	B1	B2	B3
<i>LibriSpeech (LBS)</i>			
Delores-S	0.97	0.88	0.77
MoCo	0.96	0.94	0.75
Delores-M	0.97	0.94	0.80
<i>TUT-Urban 2018 (TUT)</i>			
Delores-S	0.98	0.94	0.89
MoCo	0.96	0.87	0.82
Delores-M	0.95	0.90	0.86

Additionally, we show in Fig. 6, that our model starts at a much better accuracy on the first epoch, and jumps higher afterward in later epochs. With SSL-based pre-training the model trains better and faster.

TABLE IX
RESULT COMPARISON FOR RANDOMLY INITIALIZED VS DeLoRES
INITIALIZED ENCODER

DT	Rand Init		DeLoRes-S		DeLoRes-M	
	freeze	fine	freeze	fine	freeze	fine
<i>Speech</i>						
SC-V1	52.9	97.3	86.1	97.7	94.0	97.7
SC-V2(12)	53.3	97.6	85.4	97.8	93.3	97.9
SC-V2(35)	54.7	95.8	80.0	95.8	89.7	96.0
LBS	57.7	90.1	90.1	95.3	95.7	95.7
VC	6.0	55.2	31.3	60.3	45.3	62.3
IC	53.3	60.3	60.7	63.9	65.2	66.3
VF	56.7	94.4	76.5	95.6	88.0	96.8
<i>Non-Speech</i>						
NS	43.2	77.7	66.3	78.6	75.0	79.0
BSD	60.3	85.1	86.7	90.3	89.6	90.6
TUT	52.2	64.0	58.6	64.1	65.7	69.8
US8K	54.2	73.1	71.2	74.2	82.7	83.3
Avg	49.5	80.7	72.1	83.0	80.4	85.0

D. Layer-wise probing

Table X compares the performance of DeLoRes-S and DeLoRes-M embeddings on one speech and one non-speech task on the linear evaluation protocol for each encoder layer. For this experiment, we drop the encoder head and just perform a simple mean pooling operation on the output of each encoder block to assess the quality of features learned by each layer of the encoder. Additionally, we also do this for the plain MoCo framework (DeLoRes-M without the Barlow Twins loss) to study how the Barlow Twins helped the encoder learn richer representations in the intermediate layers.

As evident from Table X, beyond the fact that DeLoRes-M learns better features at all intermediate layers than DeLoRes-S, DeLoRes-M also learns better features compared to the MoCo model. Through this experiment, we hypothesize that the Barlow Twins loss between the intermediate layers of the student and the teacher networks actually helps the intermediate layers learn more informative features.

TABLE X
RESULT COMPARISON FOR LAYER WISE LINEAR EVALUATION ON A *Speech*
AND *Non-Speech* TASK

	B1	B2	B3
<i>LibriSpeech (LBS)</i>			
Delores-S	90.2	93.4	92.4
MoCo	93.2	94.7	95.3
Delores-M	95.4	96.5	96.7
<i>TUT-Urban 2018 (TUT)</i>			
Delores-S	56.9	59.4	61.3
MoCo	57.4	61.2	64.8
Delores-M	60.9	63.2	65.1

E. Choice of Encoder Architecture

Table XI compares the performance of DeLoRes-S pre-training scheme under two different architectural choices, the EfficientNet B0 architecture, and the AudioNTT architecture on the linear evaluation protocol. The EfficientNet B0 architecture has been earlier employed by [35] while, as mentioned

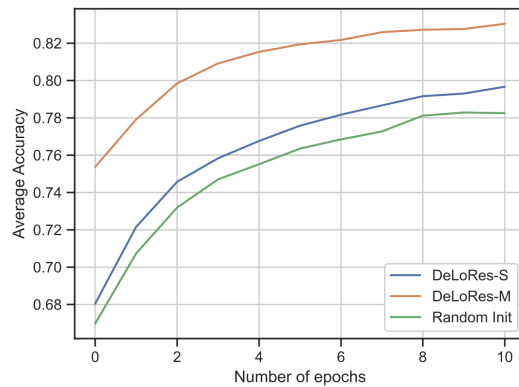


Fig. 6. Learning curve comparison of DeLoRes-S, DeLoRes-M and Randomly Initialized embeddings. The y-axis denotes the average accuracy on all 11 tasks of the LAPE Benchmark while the x-axis denotes the number of epochs.

earlier, our architecture choice has been inspired by [33]. We show that, under the same pre-training scheme, the AudioNTT outperforms the EfficientNet B0 by a huge margin, thus also proving that the quality of features learned via SSL is dependent on the architecture used. Future work may devote attention to devising better architectures for learning general-purpose audio representations.

TABLE XI
RESULT COMPARISON ON THE LINEAR EVALUATION PROTOCOL FOR
DIFFERENT ENCODERS.

Downstream Task	EfficientNet B0	AudioNTT
<i>Speech</i>		
SC-V1	74.9	86.1
SC-V2(12)	75.8	85.4
SC-V2(35)	58.6	80.0
LBS	75.4	90.0
VC	9.4	31.2
IC	62.6	60.7
VF	64.3	76.5
<i>Non-Speech</i>		
NS	66.9	66.3
BSD	85.4	86.7
TUT	55.3	58.6
US8K	69.3	71.2
Avg	63.4	72.1

F. Choice of Normalization Scheme

Table XII compares the performance DeLoRes-S under different normalization schemes for the input data on the linear evaluation protocol. Here we compare the performance on the LAPE Benchmark tasks against L2 normalization of raw audio vs zero-mean and unit variance normalization of FBanks. The former has been earlier employed by [35]. We show that zero-mean and unit variance normalization performs better than L2 normalization, on all 11 tasks of the LAPE Benchmark. The normalization scheme stabilizes computations by mitigating augmentation parameter sensitivity and normalizing statistical differences between training datasets. With this experimental hypothesis we can also conclude that performing well across 11 diverse downstream tasks is dependent on a good normalization scheme, and future research might want to pay attention to this direction of research.

TABLE XII
RESULT COMPARISON ON THE LINEAR EVALUATION PROTOCOL FOR
DIFFERENT NORMALIZATIONS ON AUDIO DATA.

Downstream Task	L2 Norm	Mean-Variance
<i>Speech</i>		
SC-V1	79.3	86.1
SC-V2(12)	79.9	85.4
SC-V2(35)	70.8	80.0
LBS	82.9	90.0
VC	24.0	31.2
IC	59.6	60.7
VF	65.9	76.5
<i>Non-Speech</i>		
NS	56.9	66.3
BSD	82.2	86.7
TUT	52.7	58.6
US8K	70.3	71.2
Avg	65.9	72.1

VIII. CONCLUSION

In this paper, we introduce the DeLoRes framework and propose two new approaches to learning general-purpose audio representations via self-supervised learning using an invariance and redundancy-reduction framework. Both DeLoRes-S and DeLoRes-M are simple by nature and avoids trivial solutions by its' nature of reconstruction. We also show that it is possible to learn good representations under a low-resource setting (both data and compute) and introduce the first low-resource pre-training benchmark, the LAPE Benchmark, with diverse downstream tasks with the primary intention of promoting promote low-resource upstream pre-training. While DeLoRes-S is competitive with linear evaluation and does extremely well when fine-tuned end-to-end, DeLoRes-M achieves SOTA results on 7 out of 11 tasks in the linear evaluation protocol even when pre-trained with a fraction of the total data used in prior work. Future work involves automating downstream evaluation on the LAPE Benchmark and devising better architectures and upstream pre-training algorithms that learn better general-purpose audio representations.

REFERENCES

- [1] Relja Arandjelović and Andrew Zisserman. Look, listen and learn, 2017.
- [2] Yuki Markus Asano, Christian Rupprecht, and Andrea Vedaldi. Self-labelling via simultaneous clustering and representation learning, 2020.
- [3] Alexei Baevski, Henry Zhou, Abdelrahman Mohamed, and Michael Auli. wav2vec 2.0: A framework for self-supervised learning of speech representations, 2020.
- [4] Carlos Busso, Murtaza Bulut, Chi-Chun Lee, Abe Kazemzadeh, Emily Mower, Samuel Kim, Jeannette N Chang, Sungbok Lee, and Shrikanth S Narayanan. Iemocap: Interactive emotional dyadic motion capture database. *LREC*, 42(4):335–359, 2008.
- [5] Mathilde Caron, Piotr Bojanowski, Armand Joulin, and Matthijs Douze. Deep clustering for unsupervised learning of visual features, 2019.
- [6] Mathilde Caron, Ishan Misra, Julien Mairal, Priya Goyal, Piotr Bojanowski, and Armand Joulin. Unsupervised learning of visual features by contrasting cluster assignments, 2021.
- [7] Ting Chen, Simon Kornblith, Mohammad Norouzi, and Geoffrey Hinton. A simple framework for contrastive learning of visual representations, 2020.
- [8] Xinlei Chen and Kaiming He. Exploring simple siamese representation learning, 2020.
- [9] Yu-An Chung and James Glass. Generative pre-training for speech with autoregressive predictive coding, 2020.

- [10] Jacob Devlin, Ming-Wei Chang, Kenton Lee, and Kristina Toutanova. Bert: Pre-training of deep bidirectional transformers for language understanding, 2019.
- [11] Jesse Engel, Cinjon Resnick, Adam Roberts, Sander Dieleman, Mohammad Norouzi, Douglas Eck, and Karen Simonyan. Neural audio synthesis of musical notes with wavenet autoencoders. In *International Conference on Machine Learning*, pages 1068–1077. PMLR, 2017.
- [12] Eduardo Fonseca, Xavier Favory, Jordi Pons, Frederic Font, and Xavier Serra. Fsd50k: an open dataset of human-labeled sound events, 2020.
- [13] Michael Freitag, Shahin Amiriparian, Sergey Pugachevskiy, Nicholas Cummins, and Björn Schuller. audeep: Unsupervised learning of representations from audio with deep recurrent neural networks, 2017.
- [14] Jort F Gemmeke, Daniel PW Ellis, Dylan Freedman, Aren Jansen, Wade Lawrence, R Channing Moore, Manoj Plakal, and Marvin Ritter. Audio set: An ontology and human-labeled dataset for audio events. In *2017 IEEE International Conference on Acoustics, Speech and Signal Processing (ICASSP)*, pages 776–780. IEEE, 2017.
- [15] Sreyan Ghosh, Sandesh V Katta, Ashish Seth, and S. Umesh. Deep clustering for general-purpose audio representations, 2021.
- [16] Yuan Gong, Yu-An Chung, and James Glass. Ast: Audio spectrogram transformer, 2021.
- [17] Yuan Gong, Cheng-I Jeff Lai, Yu-An Chung, and James Glass. Ssast: Self-supervised audio spectrogram transformer, 2021.
- [18] Jean-Bastien Grill, Florian Strub, Florent Alché, Corentin Tallec, Pierre H. Richemond, Elena Buchatskaya, Carl Doersch, Bernardo Avila Pires, Zhaohan Daniel Guo, Mohammad Gheshlaghi Azar, Bilal Piot, Koray Kavukcuoglu, Rémi Munos, and Michal Valko. Bootstrapped your own latent: A new approach to self-supervised learning, 2020.
- [19] Awni Hannun. The history of speech recognition to the year 2030, 2021.
- [20] Kaiming He, Haoqi Fan, Yuxin Wu, Saining Xie, and Ross Girshick. Momentum contrast for unsupervised visual representation learning. In *Proceedings of the IEEE/CVF Conference on Computer Vision and Pattern Recognition*, pages 9729–9738, 2020.
- [21] Wei-Ning Hsu, Benjamin Bolte, Yao-Hung Hubert Tsai, Kushal Lakhotia, Ruslan Salakhutdinov, and Abdelrahman Mohamed. Hubert: Self-supervised speech representation learning by masked prediction of hidden units, 2021.
- [22] Aren Jansen, Manoj Plakal, Ratheet Pandya, Daniel P. W. Ellis, Shawn Hershey, Jiayang Liu, R. Channing Moore, and Rif A. Saurous. Unsupervised learning of semantic audio representations, 2017.
- [23] Aakash Kaku, Sahana Upadhyaya, and Narges Razavian. Intermediate layers matter in momentum contrastive self supervised learning, 2021.
- [24] Yuma Koizumi, Daiki Takeuchi, Yasunori Ohishi, Noboru Harada, and Kunio Kashino. The ntt dcase2020 challenge task 6 system: Automated audio captioning with keywords and sentence length estimation, 2020.
- [25] Simon Kornblith, Mohammad Norouzi, Honglak Lee, and Geoffrey Hinton. Similarity of neural network representations revisited, 2019.
- [26] Siddique Latif, Rajib Rana, Junaid Qadir, and Julien Epps. Variational autoencoders for learning latent representations of speech emotion: A preliminary study, 2020.
- [27] Shaoshi Ling and Yuzong Liu. Decoar 2.0: Deep contextualized acoustic representations with vector quantization, 2020.
- [28] Andy T Liu, Shang-Wen Li, and Hung-yi Lee. Tera: Self-supervised learning of transformer encoder representation for speech. *IEEE/ACM Transactions on Audio, Speech, and Language Processing*, 29:2351–2366, 2021.
- [29] Andy T Liu, Shu-wen Yang, Po-Han Chi, Po-chun Hsu, and Hung-yi Lee. Mockingjay: Unsupervised speech representation learning with deep bidirectional transformer encoders. In *ICASSP 2020-2020 IEEE International Conference on Acoustics, Speech and Signal Processing (ICASSP)*, pages 6419–6423. IEEE, 2020.
- [30] Ilya Loshchilov and Frank Hutter. Sgdr: Stochastic gradient descent with warm restarts, 2017.
- [31] Annamaria Mesaros, Toni Heittola, and Tuomas Virtanen. A multi-device dataset for urban acoustic scene classification, 2018.
- [32] Arsha Nagrani, Joon Son Chung, and Andrew Zisserman. Voxceleb: A large-scale speaker identification dataset. *Interspeech 2017*, Aug 2017.
- [33] Daisuke Niizumi, Daiki Takeuchi, Yasunori Ohishi, Noboru Harada, and Kunio Kashino. Byol for audio: Self-supervised learning for general-purpose audio representation, 2021.
- [34] Vassil Panayotov, Guoguo Chen, Daniel Povey, and Sanjeev Khudanpur. Librispeech: An asr corpus based on public domain audio books. In *2015 IEEE International Conference on Acoustics, Speech and Signal Processing (ICASSP)*, pages 5206–5210, 2015.
- [35] Aaqib Saeed, David Grangier, and Neil Zeghidour. Contrastive learning of general-purpose audio representations, 2020.

- [36] Justin Salamon, Christopher Jacoby, and Juan Pablo Bello. A dataset and taxonomy for urban sound research. In *Proceedings of the 22nd ACM International Conference on Multimedia*, MM '14, page 1041–1044, New York, NY, USA, 2014. Association for Computing Machinery.
- [37] Joel Shor, Aren Jansen, Ronnie Maor, Oran Lang, Omry Tuval, Félix de Chaumont Quitry, Marco Tagliasacchi, Ira Shavitt, Dotan Emanuel, and Yinnon Haviv. Towards learning a universal non-semantic representation of speech. *Interspeech 2020*, Oct 2020.
- [38] Joel Shor, Aren Jansen, Ronnie Maor, Oran Lang, Omry Tuval, Félix de Chaumont Quitry, Marco Tagliasacchi, Ira Shavitt, Dotan Emanuel, and Yinnon Haviv. Towards learning a universal non-semantic representation of speech. *Interspeech 2020*, Oct 2020.
- [39] Dan Stowell, Michael D Wood, Hanna Pamula, Yannis Stylianou, and Hervé Glotin. Automatic acoustic detection of birds through deep learning: the first bird audio detection challenge. *Methods in Ecology and Evolution*, 10(3):368–380, 2019.
- [40] Daiki Takeuchi, Yuma Koizumi, Yasunori Ohishi, Noboru Harada, and Kunio Kashino. Effects of word-frequency based pre- and post-processings for audio captioning, 2020.
- [41] Yao-Hung Hubert Tsai, Shaojie Bai, Louis-Philippe Morency, and Ruslan Salakhutdinov. A note on connecting barlow twins with negative-sample-free contrastive learning, 2021.
- [42] Aaron van den Oord, Yazhe Li, and Oriol Vinyals. Representation learning with contrastive predictive coding, 2019.
- [43] Voxforge.org. Free speech... recognition (linux, windows and mac) - voxforge.org. <http://www.voxforge.org/>. accessed 06/25/2014.
- [44] Pete Warden. Speech commands: A dataset for limited-vocabulary speech recognition, 2018.
- [45] Yang You, Igor Gitman, and Boris Ginsburg. Large batch training of convolutional networks, 2017.
- [46] Jure Zbontar, Li Jing, Ishan Misra, Yann LeCun, and Stéphane Deny. Barlow twins: Self-supervised learning via redundancy reduction, 2021.
- [47] Hongyi Zhang, Moustapha Cisse, Yann N. Dauphin, and David Lopez-Paz. mixup: Beyond empirical risk minimization, 2018.