

A Comparative Survey of Deep Active Learning

Xueying Zhan^{1,2*}, Qingzhong Wang², Kuan-Hao Huang³, Haoyi Xiong², Dejing Dou² and Antoni B. Chan¹

¹City University of Hong Kong

²Baidu Research

³University of California, Los Angeles

xyzhan2-c@my.cityu.edu.hk, {wangqingzhong, xionghaoyi, doudejing}@baidu.com
khhuang@cs.ucla.edu, abchan@cityu.edu.hk

Abstract

Active Learning (AL) is a set of techniques for reducing labeling cost by sequentially selecting data samples from a large unlabeled data pool for labeling. Meanwhile, Deep Learning (DL) is data-hungry, and the performance of DL models scales monotonically with more training data. Therefore, in recent years, Deep Active Learning (DAL) has risen as feasible solutions for maximizing model performance while minimizing the expensive labeling cost. Abundant methods have sprung up and literature reviews of DAL have been presented before. However, the performance comparison of different branches of DAL methods under various tasks is still insufficient and our work fills this gap. In this paper, we survey and categorize DAL-related work and construct comparative experiments across frequently used datasets and DAL algorithms. Additionally, we explore some factors (e.g., batch size, number of epochs in the training process) that influence the efficacy of DAL, which provides better references for researchers to design their own DAL experiments or carry out DAL-related applications. We construct a DAL toolkit, *DeepAL*⁺, by re-implementing many highly-cited DAL-related methods, and it will be released to the public.

1 Introduction

Deep Neural Networks (DNNs) have achieved good performance in various tasks since they have significant advantages in learning feature representations due to their complex structures. However, DNNs require large-scale training data, while labeling such data is expensive and time-consuming. On the other hand, active learning (AL) selects the most suitable samples for annotation, which can boost the training of models using fewer annotations [Xie *et al.*, 2021]. Thus, combining AL and DL can both reduce labeling cost and handle complex data.

DAL has been successfully employed in different tasks, such as named entity recognition [Chen *et al.*, 2015; Shen *et al.*, 2017], semantic parsing [Duong *et al.*, 2018], object

detection [Hausmann *et al.*, 2020; Roy *et al.*, 2018], image segmentation [Casanova *et al.*, 2020; Saidu and Csató, 2021], counting [Zhao *et al.*, 2020], etc. Besides these applications, some researchers have designed unified DAL frameworks that perform well on various tasks like [Ash *et al.*, 2019; Pinsler *et al.*, 2019; Sener and Savarese, 2017; Shui *et al.*, 2020].

Ren *et al.* [2021] conducted a comprehensive review work of DAL, which systematically summarizes and categorizes 189 existing DAL works. Indeed it is a comprehensive study of DAL and provides guidance for both new and experienced researchers who want to use DAL. However, due to the lack of experimental comparisons among different branches of DAL algorithms across different tasks/datasets, it is difficult for researchers to distinguish which DAL algorithms are suitable for which datasets/tasks. Our work aims to fill this gap.

In this article, we first survey and categorize the highly-cited DAL-related works in recent years. We then construct a DAL toolkit, *DeepAL*⁺, by re-implementing many DAL methods surveyed in this paper and conduct comparative experiments between a variety of DAL approaches on multiple datasets. We also explore some factors of interest to researchers like how the batch size and the number of epochs for training in each AL iteration influence DAL performance, and the timing-cost comparison across these DAL approaches. We hope that this comparative study brings authentic comparative evaluation for DAL, providing a quick look at which DAL models are more effective and what are the challenges and possible research directions for research in DAL, as well as offering guidelines for conducting fair comparative experiments for future DAL methods.

2 DAL Approaches

In this section, we provide an overview of recent highly-cited DAL approaches, including the perspectives of querying strategies and techniques for enhancing DAL methods.

2.1 Problem Definition

We only discuss pool-based AL, since most DAL approaches belong to this category. Pool-based AL selects the most informative points iteratively from a large pool of unlabeled i.i.d. data samples until either the basic learner(s) reaches a certain level of performance or a pre-defined budget is exhausted [Chu *et al.*, 2011]. We consider a general process of DAL, taking the classification task as example, where other

*Work is completed while author is at Baidu Research.

tasks (e.g., image segmentation) follow the common definition of their tasks domain. We have an initial labeled set seed $\mathcal{D}_l = \{(\mathbf{x}_j, y_j)\}_{j=1}^M$ and a large unlabeled data pool $\mathcal{D}_u = \{\mathbf{x}_i\}_{i=1}^N$, where $M \ll N$, $y_i \in \{0, 1\}$ is the class label of \mathbf{x}_i for binary classification, or $y_i \in \{1, \dots, k\}$ for multi-class classification. In each iteration, we select a batch of samples \mathcal{D}_q with batch size b from \mathcal{D}_u based on a basic learner \mathcal{M} and an acquisition function $\alpha(\mathbf{x}, \mathcal{M})$, and query their labels from the oracle. The data samples are selected by

$$\mathcal{D}_q^* = \arg \max_{\mathbf{x} \in \mathcal{D}_u}^b \alpha(\mathbf{x}, \mathcal{M}), \quad (1)$$

where the superscript b indicates selection of the top- b points. \mathcal{D}_l and \mathcal{D}_u are then updated, and \mathcal{M} is retrained on \mathcal{D}_l . DAL terminates when budget Q is exhausted or a desired model performance is reached.

2.2 Querying Strategies

From the perspective of querying strategies, DAL can be categorized into 3 branches according to the design of the acquisition function: uncertainty-based, representativeness/diversity-based and hybrid/combined strategies, as shown in Figure 1.

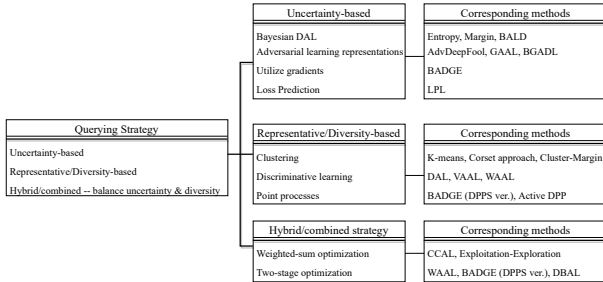


Figure 1: Categorization of DAL sampling/querying strategies.

Uncertainty-based Querying Strategies

Uncertainty-based DAL aims to select new data samples that maximally reduce the uncertainty in the basic learners. Many simple and commonly used uncertainty-based DAL sampling strategies are adapted from pool-based AL techniques for classical machine learning (ML) tasks. Typical methods include:

1. Maximum Entropy (**Entropy**) [Shannon, 2001] selects data \mathbf{x} that maximize the predictive entropy $H_{\mathcal{M}}[y|\mathbf{x}]$:

$$\begin{aligned} \alpha_{\text{entropy}}(\mathbf{x}, \mathcal{M}) &= H_{\mathcal{M}}[y|\mathbf{x}] \\ &= - \sum_k p_{\mathcal{M}}(y = k|\mathbf{x}) \log p_{\mathcal{M}}(y = k|\mathbf{x}), \end{aligned} \quad (2)$$

where $p_{\mathcal{M}}(y|\mathbf{x})$ is the posterior label probability from the classifier \mathcal{M} .

2. **Margin** [Netzer *et al.*, 2011] selects data \mathbf{x} whose two most likely labels (\hat{y}_1, \hat{y}_2) have smallest difference in posterior probabilities:

$$\alpha_{\text{margin}}(\mathbf{x}, \mathcal{M}) = -[p_{\mathcal{M}}(\hat{y}_1|\mathbf{x}) - p_{\mathcal{M}}(\hat{y}_2|\mathbf{x})]. \quad (3)$$

3. Least Confidence (**LeastConf**) [Wang and Shang, 2014] selects data \mathbf{x} whose most likely label \hat{y} has lowest posterior probability:

$$\alpha_{\text{LeastConf}}(\mathbf{x}, \mathcal{M}) = -p_{\mathcal{M}}(\hat{y}|\mathbf{x}). \quad (4)$$

A similar method is Variation Ratios (**VarRatio**) [Freeman and Freeman, 1965], which measures the lack of confidence like **LeastConf**:

$$\alpha_{\text{VarRatio}}(\mathbf{x}, \mathcal{M}) = 1 - p_{\mathcal{M}}(\hat{y}|\mathbf{x}). \quad (5)$$

4. Bayesian Active Learning by Disagreements (**BALD**) [Gal *et al.*, 2017; Hounsby *et al.*, 2011] chooses data points that are expected to maximize the information gained from the model parameters ω , i.e. the mutual information between predictions and model posterior:

$$\alpha_{\text{BALD}}(\mathbf{x}, \mathcal{M}) = H_{\mathcal{M}}[y|\mathbf{x}] - \mathbb{E}_{p(\omega|\mathcal{D}_l)}[H_{\mathcal{M}}[y|\mathbf{x}, \omega]]. \quad (6)$$

5. Mean Standard Deviation (**MeanSTD**) [Kampffmeyer *et al.*, 2016] maximizes the mean standard deviation of the predicted probabilities over all k classes \mathbf{x} can take:

$$\alpha_{\text{MeanSTD}}(\mathbf{x}, \mathcal{M}) = \frac{1}{k} \sum_k \sqrt{\text{Var}_{q(\omega)}[p(y = k|\mathbf{x}, \omega)]}. \quad (7)$$

Inspired by recent advances in generating adversarial examples, some DAL methods utilize adversarial attack to rank the uncertainty/informativeness of each unlabeled data samples. Ducoffe and Precioso [2018] proposed DeepFool Active Learning method (**AdvDeepFool**), which queries the unlabeled samples that are closest to their adversarial attacks (DeepFool). Specifically, $\alpha_{\text{AdvDeepFool}}(\mathbf{x}, \mathcal{M}) = \mathbf{r}_{\mathbf{x}}$, where $\mathbf{r}_{\mathbf{x}}$ is the minimal perturbation that causes the changing of labels, e.g., for binary classification,

$$\mathbf{r}_{\mathbf{x}} = \underset{\mathbf{r}, \mathcal{M}(\mathbf{x}) \neq \mathcal{M}(\mathbf{x} + \mathbf{r})}{\text{argmin}} - \frac{\mathcal{M}(\mathbf{x} + \mathbf{r})}{\|\nabla \mathcal{M}(\mathbf{x} + \mathbf{r})\|_2} \nabla \mathcal{M}(\mathbf{x} + \mathbf{r}). \quad (8)$$

DeepFool can be replaced by other attack methods, e.g., Basic Interactive Method (BIM) [Kurakin *et al.*, 2016].

Zhu and Bento [2017] introduced Generative Adversarial Active Learning (**GAAL**) that synthesizes queries via Generative Adversarial Networks (GANs). In contrast to regular AL that select points from unlabeled data pool, **GAAL** generates images from GAN for querying human annotators. However, the generated data that is very close to the classifier decision boundary may be meaningless, and even human annotators could not distinguish its category. Tran *et al.* [2019] provided an improved approach called Bayesian Generative Active Deep Learning (**BGADL**), which combines active learning with data augmentation. **BGADL** utilizes normal Bayesian DAL approaches for its acquisition function (e.g., α_{BALD}), and then trains a VAE-ACGAN to generate synthetic data samples to enlarge the training set.

Other useful uncertainty-based measures include i) utilize gradient: Wang *et al.* [2021] found that gradient norm can effectively guide unlabeled data selection, that is, selecting unlabeled data of higher gradient norm can reduce the upper-bound of the test loss. Another work that utilize gradient is Batch Active learning by Diverse Gradient Embeddings (**BADGE**)[Ash *et al.*, 2019], which measures uncertainty as the gradient magnitude with respect to parameters in the output layer, since DNNs are optimized using gradient-based methods like SGD. ii) Loss Prediction Loss (**LPL**): Yoo and Kweon [2019] proposed a loss prediction strategy by attaching a small parametric module that is trained to predict the

loss of unlabeled inputs with respect to the target model, by minimizing the loss prediction loss between predicted loss and target loss. **LPL** picks the top b data samples with highest predicted loss.

Representative/Diversity-based Querying Strategies

Representative/diversity-based strategies select batches of unlabeled data examples that are representative of the unlabeled set, and are based on the intuition that the selected representative examples, once labeled, can act as a surrogate for the full dataset [Ash *et al.*, 2019].

Clustering methods are widely used in representative-based strategies. A typical method is **KMeans**, which selects centroids by iteratively sampling points in proportion to their squared distances from the nearest previously selected centroid. Another widely adopted approach [Geifman and El-Yaniv, 2017; Sener and Savarese, 2017] selects a batch of representative points based on a core set, which is a sub-sample of a dataset that can be used as a proxy for the full set. **CoreSet** is measured in the penultimate layer space $h(\mathbf{x})$ of the current model. Firstly, given \mathcal{D}_l , an example \mathbf{x}_u is selected with the greatest distance to its nearest neighbor in the hidden space $u = \arg \max_{\mathbf{x}_i \in \mathcal{D}_u} \min_{\mathbf{x}_j \in \mathcal{D}_l} \Delta(h(\mathbf{x}_i, \mathbf{x}_j))$. Sampling is then repeated until batch size b is reached. In another method, Citovsky *et al.* [2021] proposed **Cluster-Margin** that selects a diverse set of examples on which the model is least confident. It first runs hierarchical agglomerative clustering with average-linkage as pre-processing, and then selects an unlabeled subset with lowest margin scores (**Margin**), which is then filtered down to a diverse set with b samples. In contrast to **CoreSet**, **Cluster-Margin** only runs the clustering step once as preprocessing.

Point Processes are also adopted in representative-based DAL, e.g., **Active-DPP** [Biyik *et al.*, 2019]. A determinantal point process (DPP) captures diversity by constructing a pair-wise (dis)similarity matrix and calculating its determinant. **BADGE** also utilizes DPPs as a representative measure.

Gissin and Shalev-Shwartz [2019] proposed Discriminative Active Learning (**DiscAL**) as a representative measure, which, reminiscent of GANs, attempts to fool a discriminator that tries to distinguish between data coming from two different distributions (unlabeled/labeled). But unlike GANs that are hard to train and unstable when working on real data, **DiscAL** is a simpler way of utilizing GAN objectives in AL [Gissin and Shalev-Shwartz, 2019]. Sinha *et al.* [2019] proposed Variational Adversarial Active Learning (**VAAL**), which learns a distribution of labeled data in latent space using a VAE and an adversarial network trained to discriminate between unlabeled and labeled data. The network is optimized using both reconstruction and adversarial losses. α_{VAAL} is formed with the discriminator that estimates the probability that the data comes from the unlabeled data. Shui *et al.* [2020] proposed Wasserstein Adversarial Active Learning (**WAAL**), which searches the diverse unlabeled batch that also have larger diversity with the labeled samples, through adversarial training by \mathcal{H} -divergence.

Hybrid Querying Strategies

Due to the demand of larger batch size in DAL (representative/diversity) and more precise decision boundaries for

higher model performance (informative/uncertainty), hybrid strategies are dominant approaches in DAL. Hybrid strategies aim to achieve a trade-off between uncertainty and representativeness in query selection. In this paper, we mainly discuss the optimization methods with respect to multiple objectives (uncertainty, diversity, etc.), including weighted-sum optimization and two-stage optimization.

A simple and flexible hybrid approach is weighted-sum optimization, where the objective functions are summed up with weights β : $\alpha_{\text{weighed-sum}} = \alpha_{\text{uncertainty}} + \beta \alpha_{\text{representative}}$. However, two factors limit its usage in hybrid DAL: 1) it introduces extra hyperparameter β for tuning; 2) unlike uncertainty-based measure that provide a single score per sample, representativeness is expressed in a pair-wise matrix form, which is not straightforward to convert into a single per-sample score. Nonetheless, there are several hybrid DAL methods employing weighted-sum optimization. Du *et al.* [2021] proposed a Contrastive Coding AL (**CCAL**) for handling out-of-distribution (OOD) data scenarios. **CCAL** extracts semantic and distinctive features by contrastive learning and combines them for choosing the most informative unlabeled samples with matched categories,

$$\alpha_{\text{CCAL}}(\mathbf{x}, \mathcal{M}) = \tanh(kS_{\text{semantic}}(\mathbf{x}) - t) + S_{\text{distinctive}}(\mathbf{x}), \quad (9)$$

where $S_{\text{semantic}}(\cdot)$ and $S_{\text{distinctive}}(\cdot)$ are semantic and distinctive scores respectively, threshold t is for narrowing the semantic scores of samples selectively, and k controls the slope of the tanh function. Yin *et al.* [2017] proposed **Exploitation-Exploration** model, which selects samples that are most uncertain and least redundant (exploitation), as well as most diverse (exploration). Specifically, in the exploitation step,

$$\alpha_{\text{exploitation}} = \alpha_{\text{entropy}}(\mathcal{D}_q, \mathcal{M}) - \frac{\beta}{|\mathcal{D}_q|} \alpha_{\text{similarity}}(\mathcal{D}_q). \quad (10)$$

Using DPPs is a natural way to well balance uncertainty score and pair-wise dissimilarity (diversity) without introducing additional hyperparameters [Ash *et al.*, 2019; Biyik *et al.*, 2019]. However sampling from DPPs in DAL is not trivial since DPPs have a time complexity of $O(N^3)$.

Two-stage (multi-stage) optimization is a popular hybrid strategy, which is a multi-stage selection process where selections are refined in each stage according to different criteria. E.g., stage 1 selects an informative subset with size larger than b , and then stage 2 selects b samples with maximum diversity. **WAAL** uses two stage optimization for implementing discriminative learning via training a DNN for discriminative features in stage 1, and making batch selections in stage 2 [Shui *et al.*, 2020]. **BADGE** computes gradient embeddings for each unlabeled data samples in stage 1, then clusters by **KMeans** (also DPP) in stage 2 [Ash *et al.*, 2019]. Zhdanov [2019] proposed Diverse mini-Batch Active Learning (**DBAL**), which firstly pre-filters unlabeled data pool to the top ρb most informative/uncertain examples (ρ is pre-filter factor), then clusters ρb samples to b clusters with (weighted) **KMeans** and selects b samples closest to the cluster centers.

2.3 Enhancing of DAL Methods

In Sec. 2.2, many highly-cited DAL methods have designed acquisition functions, e.g., **Entropy**, **CoreSet** and **BADGE**.

These methods are easy to adapt to multiple tasks, since they only care about data selection process, not the training process of backbone model(s). However, there is a limit to how well these DAL methods can perform, e.g., they could not exceed the results of training on full data. To overcome these limitations, DAL models are proposed for enhancing DAL methods, which can be categorized into 2 branches: data aspect and model aspect. Data aspect includes data augmentation and pseudo labeling, while model aspect includes attaching extra networks, modifying loss functions, and ensembling. Due to the limited space, we exclude related joint tasks that also modify DAL methods like semi-supervised, self-supervised, unsupervised, transfer, or reinforcement learning.

Data aspect. Pseudo labeling utilizes large-scale unlabeled data for training. Wang *et al.* [2016] introduced Cost-Effective AL (**CEAL**), which assigns high-confident (low entropy $H_{\mathcal{M}}[y|x]$) pseudo labels predicted by \mathcal{M} for training in the next iteration. However, this introduces new hyperparameters to threshold the prediction confidence, which if badly tuned can corrupt the training set with wrong labels [Ducoffe and Precioso, 2018]. Data augmentation uses labeled samples for enlarging the training set. However, data augmentation might waste computational resources because it indiscriminately generates samples that are not guaranteed to be informative. **AdvDeepFool** adds adversarial samples to the training set [Ducoffe and Precioso, 2018], while **BGADL** employs ACGAN and Bayesian Data Augmentation for producing new artificial samples that are as informative as the selected samples [Tran *et al.*, 2019].

Model aspect. Some researches utilize extra modules for both improving target model performance and making selections in DAL. For instance, **LPL** jointly learns the target backbone model and loss prediction model, which can predict when the target model is likely to produce a wrong prediction. Choi *et al.* [2021] constructs mixture density networks to estimate a probability distribution for each localization and classification head’s output for object detection task. Revising the loss function of the target model is also promising. **WAAL** adopts min-max loss by leveraging the unlabeled data for better distinguishing labeled and unlabeled samples [Shui *et al.*, 2020]. Another approach is ensemble learning. DNNs use a softmax layer to obtain the label’s posterior probability, and typically tends to be overconfident when calculating the uncertainty. To increase uncertainty, Gal *et al.* [2017] leverages Monte-Carlo (MC) Dropout, where uncertainty in the weights ω induces prediction uncertainty by marginalizing over the approximate posterior using MC integration. It can be viewed as an ensemble of models sampled with dropout. Beluch *et al.* [2018] found that ensembles of multiple classifiers perform better than MC Dropout for calculating uncertainty scores.

3 Comparative Experiments of DAL

We conduct comparisons on 17 DAL models across 7 well-studied datasets, which are selected with reference to Table 2 in [Ren *et al.*, 2021] and the highly-cited DAL papers.

3.1 Experimental Settings

Datasets. Considering some DAL approaches currently only support computer vision tasks like **VAAL**, for consistency and fairness of our experiments, we adopt the image classification task, similar to most DAL papers. We use the following datasets (details in Table 2): *MNIST* [Deng, 2012], *FashionMNIST* [Xiao *et al.*, 2017], *EMNIST* [Cohen *et al.*, 2017], *SVHN* [Netzer *et al.*, 2011], *CIFAR10* and *CIFAR100* [Krizhevsky *et al.*, 2009] and *Tiny ImageNet* [Le and Yang, 2015]. Additionally, to explore DAL performance on imbalanced data, we construct an imbalanced dataset based on *CIFAR10*, called *CIFAR10-imb*, which sub-samples the training set with ratios of 1:2:⋯:10 for classes 0 through 9.

DAL methods. We test Random Sampling (**Random**), **Entropy**, **Margin**, **LeastConf** and their MC Dropout versions [Beluch *et al.*, 2018] (denoted as **EntropyD**, **MarginD**, **LeastConfD**, respectively), **BALD**, **MeanSTD**, **VarRatio**, **CEAL(Entropy)**, **KMeans**, the greedy version of **CoreSet** (denoted as **KCenter**), **BADGE**, **AdversarialBIM**, **WAAL**, **VAAL**, and **LPL**. We run experiments based on the DeepAL Toolkit¹ [Huang, 2021] and our extended version *DeepAL*⁺².

Implementation details. We employed **ResNet18**³ [He *et al.*, 2016] with *Adam* optimizer (learning rate: $1e - 3$) as the basic learner. For a fair comparison, consistent experimental settings of basic classifier are used across all DAL methods. The dataset-specific implementation details are discussed as follows. *MNIST*, *FashionMNIST* and *EMNIST*: number of training epochs is 20, the kernel size of the first convolutional layer in **ResNet18** is 7×7 (consistent with the original PyTorch implementation), input pre-processing step include normalization. **CIFAR10**, **CIFAR100**: number of training epochs is 30, the kernel size of the first convolutional layer in **ResNet18** is 3×3 (consistent with PyTorch-CIFAR implementation⁴), input pre-processing steps include random crop (pad=4), random horizontal flip ($p = 0.5$) and normalization. *TinyImageNet*: number of training epochs is 40, the same implementation of **ResNet18** as *CIFAR*, input pre-processing steps include random rotation (degree=20), random horizontal flip ($p = 0.5$) and normalization. *SVHN*: number of training epochs is 20, the same implementation of **ResNet18** as *MNIST*, input pre-processing steps include normalization. The model-specific implementation details are discussed as follows. For MC Dropout implementation, we employed 10 forward passes. For **CEAL(Entropy)**, we set threshold of confidence/entropy score for assigning pseudo labels as $1e - 5$. For **KCenter**, since using full feature vector would take too much memory in pair-wise distance calculation, we employ Principal components analysis (PCA) to reduce feature dimension to 32 according to [Karamcheti *et al.*, 2021]. For VAE in **VAAL**, we followed the same architecture in [Sinha *et al.*, 2019] and train VAE with 30 epochs

¹<https://github.com/ej0cl6/deep-active-learning>

²We will open source the extended version which includes more DAL approaches, basic learner settings and tasks/datasets soon.

³<https://pytorch.org/vision/stable/models.html#id10>

⁴<https://github.com/kuangliu/pytorch-cifar/blob/master/models/resnet.py>

sions are generally 1% \sim 3% higher than the original versions. One possible explanation is that it is not accurate to use the feature representations provided by a single backbone model for calculating uncertainty score, while dropout technique could help increase the uncertainty, and the differences among the uncertainty scores of unlabeled data samples will be increased. Therefore dropout versions provide better acquisition functions on *Tiny ImageNet*. Another comparison group is **CEAL(Entropy)** and **Entropy**, **CEAL** improved **Entropy** by an average of 0.5% on 8 datasets with threshold of confidence/entropy 1e-5. This idea seems effective, but the threshold must be carefully tuned to get better performance.

The performances of representativeness/diversity-based methods (**KMeans**, **KCenter** and **VAAL**) are unsatisfactory due to three reasons: i) uncompetitive performance compared with most typical uncertainty-based methods; ii) relatively high time cost, since the pair-wise distance matrix used by **KMeans** and **KCenter** needs to be recomputed after each AL iteration with the current feature representation of the backbone model (or **VAAL** requires re-training a VAE); iii) high memory load required for storing the pair-wise distance matrix for large unlabeled data pools (e.g., *EMNIST*). Comparing with the performance of representativeness-based AL strategies on classical ML tasks [Zhan *et al.*, 2021], we believe that good representativeness-based DAL performance are based on good feature representations. Our analysis is consistent with the implicit analyses in [Munjal *et al.*, 2020].

A combined strategy, i.e., **BADGE(KMeans++ ver.)**, shows its advantage on multiple datasets, where it consistently has relatively better performance. **BADGE** has 1% \sim 3% higher AUBC performance compared with single **KMeans** and achieves comparable performance with uncertainty-based strategies and higher AUBC on *CIFAR100*.

For enhanced DAL methods like **LPL**, **WAAL**, **AdvBIM** and **CEAL**, we are delighted to see their potential over typical DAL methods. For instance, **LPL** improves F-acc over full training on *SVHN* (0.9452 vs. 0.8793), *CIFAR10* (0.9028 vs. 0.8793), *CIFAR100* (0.6369 vs. 0.6062), and *CIFAR10-imb* (0.8478 vs. 0.8036). However, **LPL** is affected by the many hyperparameters in the LossNet used to predict the target loss, e.g., the feature size determined by FC layer in LossNet. The **LPL** results on *EMNIST* and *Tiny ImageNet* indicate that it does not work on all datasets (we have tried many different hyperparameter settings on LossNet but it still did not work). A similar phenomenon occurs with **WAAL**. A potential explanation is that both *EMNIST* and *Tiny ImageNet* contain too many categories, which brings difficulty to the loss prediction in **LPL** and extracting diversified features in **WAAL**, the performance comparison on *CIFAR100* also supported this explanation (see Figure 2-f) **AdvBIM**, which adds adversarial samples for training, does not achieve ground-breaking performances like **LPL**. A possible reason is that these adversarial samples have been learned by the current backbone model, thus the improvement provided by **AdvBIM** is marginal. Moreover, **AdvBIM** is extremely time-consuming since it requires calculating adversarial distance r for every unlabeled data sample in every iteration. **AdvBIM** on *EMNIST* and *Tiny ImageNet* could not be completed due to the prohibitive computing requirements.

We next consider overall performance of DAL methods on the 8 datasets using win-tie-loss counts, as shown in Table 3. We use a margin of 0.5%, e.g., a “win” is counted for method A if it outperforms method B by 0.5% in pairwise comparison. Table 3 shows the advantage of uncertainty-based DAL methods like **LeastConfD** (3rd), and pseudo labeling for enhancing uncertainty-based DAL methods, i.e., **CEAL** (2nd). **WAAL** perform the best. Additionally, Dropout method also can improve DAL methods, e.g., **LeastConfD** ranks 3rd while **LeastConf** only ranks 9th. **LPL** only 13th. Although they achieve best performances on some dataset (e.g., *SVHN*, *CIFAR10*) and have high win counts, they also perform extremely poorly on other datasets (e.g., *Tiny ImageNet*), which contributes to their low ranking. **VAAL** and **KMeans** perform even worse than **Random**. **AdvBIM** ranks far behind due to many incomplete tasks, this is a drawback of **AdvBIM** (also of **AdvDeepFool**), that is these methods spend too much for re-calculating adversarial distance r for each unlabeled data sample per AL round. Therefore, for new/unseen tasks/data, we recommend first trying typical uncertainty-based DAL approaches.

To facilitate the observation of the performance differences on various DAL methods in varying AL stages, we provide overall accuracy-budget curves on multiple datasets, as shown in Figure 2. From this figure, it could be observed that **LPL** is weak in the early stage of AL processes, due to the inaccurate loss prediction trained on insufficient labeled data. In latter stages, co-trained LossNet and basic classifier on more labeled data, LossNet has demonstrated its ability to enhance basic classifier. In contrast, **WAAL** perform better in early stage of AL processes, due to the loss function that is more suitable for AL are designed, it helps distinguish labeled and unlabeled samples and select more representative data samples in early stage. Therefore, **WAAL** brings more benefits when the budget of labeling cost is limited.

3.3 Ablation Study

Comparing with AL for classical ML tasks [Zhan *et al.*, 2021] that can be treated as convex optimization problems and have globally optimal solutions, DL models are normally non-convex optimization problems with local minima, and different hyperparameters like learning rate, optimizer, number of training epochs, and AL batch size lead to different solutions with different performances. Here we conduct ablation studies on the number of training epoch and AL batch size.

Figure 3 presents the comparison between **Random** and **Entropy**) for different hyperparameters. Compared with **Random**, **Entropy** achieves better performance when the model is trained using more epochs, e.g., **Entropy** boosts AUBC(acc) by around 1.5 when the model is trained 30 epochs. We also see that using more training epochs results in better performance, e.g., AUBC gradually increases from around 0.66 to 0.80 for **Random**. It is worth noting that the improvement of AUBC brought by increasing the number of epochs has diminishing returns. Some researchers prefer to use very large number of epochs during DAL training processes, e.g., Yoo and Kweon [2019] used 200 epochs. However, others like [Keskar *et al.*, 2016] suggest that increasing the number of training epochs will not effectively improve

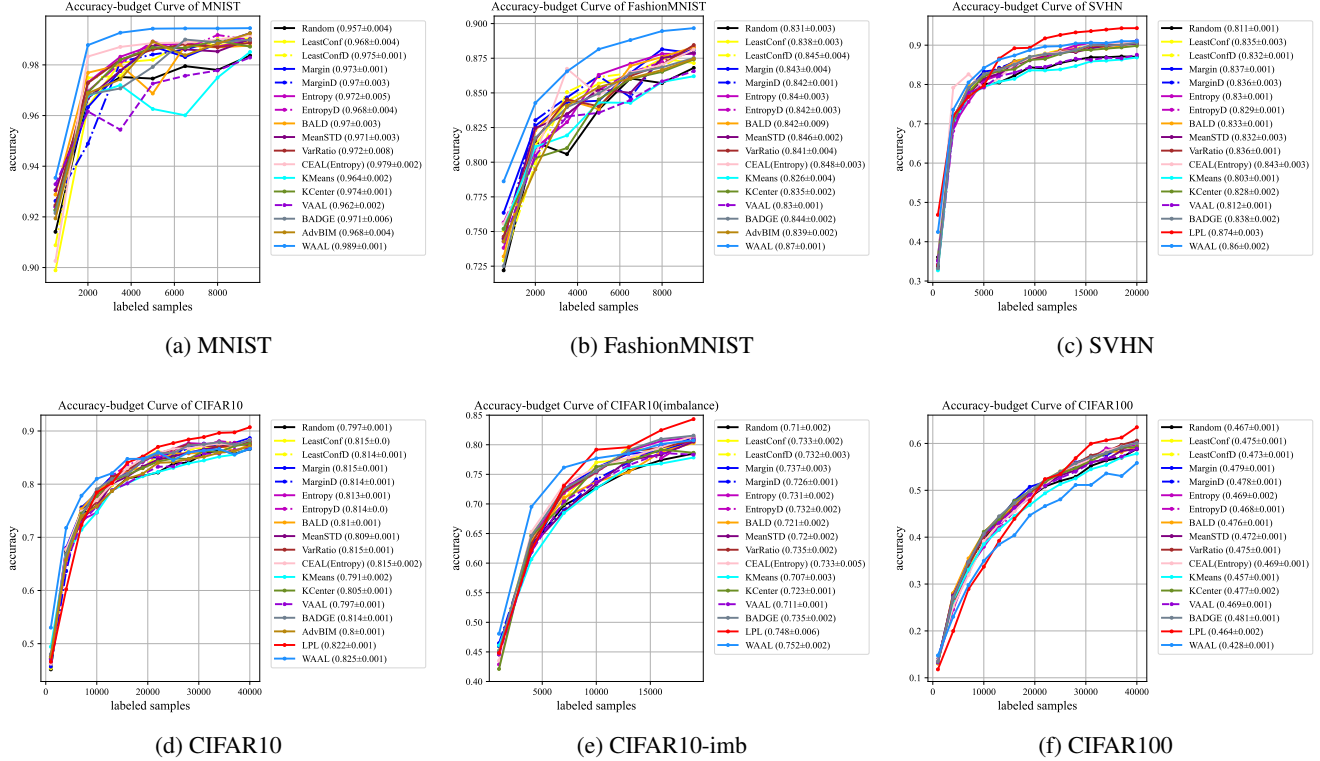


Figure 2: Overall accuracy-budget curve of *MNIST*, *FashionMNIST*, *CIFAR10*, *CIFAR10 (imb)* and *CIFAR100* datasets. The mean and standard deviation of the AUCB (acc) performance over 3 trials is shown in parentheses in the legend.

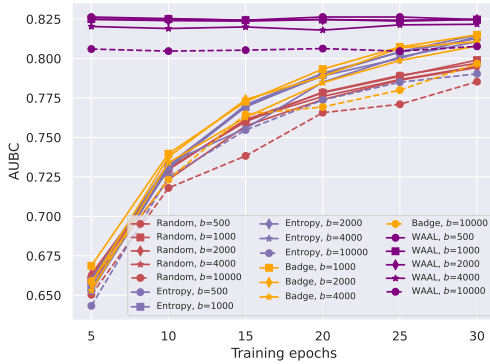


Figure 3: Ablation studies on varying the number of training epochs and AL batch sizes. We use *CIFAR10* dataset.

testing performance due to generalization problems. Therefore, selecting the optimal number of training epochs is of vital importance for reducing computation cost, while maintaining good model performance. Interestingly, AL batch size has less impact on the performance, e.g., **Entropy** achieves similar performance using different AL batch sizes of 500, 1000, 2000, which is important for DAL since we can use a relative large batch size to reduce the number of training cycles. However, a too large batch size hurts the performance, e.g., when $b = 10,000$, the performance dramatically drops.

WAAL performs consistently better than **Entropy** and **BADGE** and the number of training epochs has less impact

on its performance, e.g., train with 5 epochs, **WAAL** achieves roughly 0.825 of AUCB, while the training epochs increases to 30, the AUCB score is still around 0.825. The possible reason is that **WAAL** considers diversity among samples and constructs a good representation through leveraging the unlabeled data information, thus reducing data bias.

Moreover, we present the accuracy-budget curves using different batch sizes and training epochs in Figure 4. We can also conclude that training epochs have less impact on **WAAL**, which is important for active learning approaches, since fewer training epochs indicate saving training time. In addition, **WAAL** outperforms its counterparts.

4 Challenges and Future Directions of DAL

Since there is little room for improving DAL by only designing acquisition functions as shown in Sections 2.3 and 3.2, researchers have focused on proposing effective ways to enhance DAL methods like **LPL**, and enlarging batch size in each round to reduce the time and computation cost. However, enhancing methods might not work well on all kinds of data/tasks (as shown in Table 1), and better and more universal enhancement methods are needed in DAL. Moreover, **Cluster-Margin** have already scaled to batch sizes (100K-1M) several orders of magnitude larger than used in previous studies [Citovsky *et al.*, 2021], which is hard to be transcended. Therefore, there is little room to conduct research on enlarging batch size in DAL. Another notable situation is

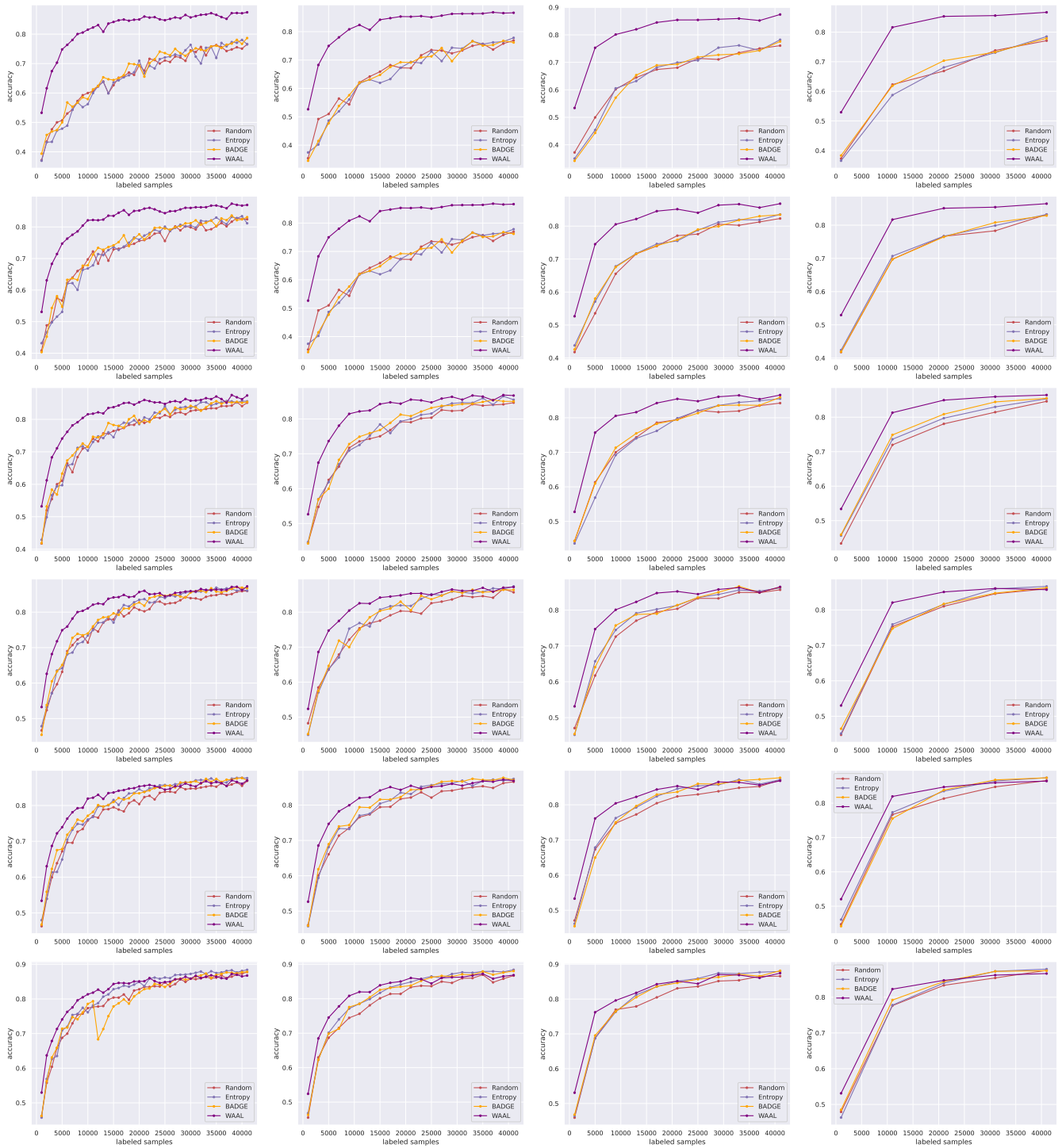


Figure 4: The accuracy-budget curve of different active learning methods on *CIFAR10* with different batch sizes and training epochs in each active learning round. From left to right, the value of b equals 1,000, 2,000, 4,000 and 10,000. From top to bottom, the value of training epoch equals 5, 10, 15, 20, 25 and 30.

the research trend shifting towards developing new methodologies to better utilize unlabeled data like semi-supervised and self-supervised learning (S4L). Chan *et al.* [2021] integrated S4L and DAL and conducted extensive experiments with contemporary methods, demonstrating that much of the benefit of DAL is subsumed by S4L techniques. A clear direction is to better leverage the unlabeled data during training in the DAL process under the very few label regime.

Recently, some researchers employed DAL on more complex tasks like Visual Question Answering (VQA) [Karamcheti *et al.*, 2021] and observed that DAL methods do not perform well on such tasks. There are many potential reasons that limit DAL performance: i) task-specific DAL may only be applicable to those specific tasks; ii) better feature representations are needed; and iii) various dataset properties need to be considered, like collective outliers existing in VQA tasks [Karamcheti *et al.*, 2021]. These are possible research directions that demand prompt solutions. Therefore, with the increasing demand for dealing with larger and more complex data in realistic scenarios, e.g., out-of-distribution (OOD), rare classes, imbalanced data and larger unlabeled data pool [Citovsky *et al.*, 2021; Kothawade *et al.*, 2021], DAL under different data types is becoming more popular. E.g., Submodular Information Measures Based Active Learning (**SIMILAR**) works on rare classes, redundancy, imbalanced and OOD data sets, and **CCAL** [Du *et al.*, 2021] for dealing with OOD data samples.

Another feasible research direction is to apply DAL techniques with new tasks that are data-insufficient like automatic driving, medical image analysis, etc. Haussmann *et al.* [2020] have applied AL in an autonomous driving setting to improve nighttime detection of pedestrians and bicycles and it has already shown it can improve the detection accuracy of self-driving DNNs over manual curation – data selected with AL yields relative improvements in mean average precision of $3\times$ on pedestrian detection and $4.4\times$ on detection of bicycles over data selected manually. Budd *et al.* [2021] have survey how AL being adopted in medical domain. Different tasks have different concerns when integrating DAL techniques, for instance, in medical imaging, there are many rare yet important diseases (e.g., various forms of cancers), while non-cancerous images are much more than compared to the cancerous ones [Kothawade *et al.*, 2021], therefore, rare classes need to be considered in designing AL strategies in medical image analysis. More importantly, labeling medical images requires expertise, different data samples have different labeling cost, cost and effort required to annotate such data samplings remains significant. Designing task-specific AL strategies is also worthy of research in recent years.

References

Jordan T Ash, Chicheng Zhang, Akshay Krishnamurthy, John Langford, and Alekh Agarwal. Deep batch active learning by diverse, uncertain gradient lower bounds. *arXiv preprint arXiv:1906.03671*, 2019.

William H Beluch, Tim Genewein, Andreas Nürnberger, and Jan M Köhler. The power of ensembles for active learning in image classification. In *Proceedings of the IEEE con-*

ference on computer vision and pattern recognition, pages 9368–9377, 2018.

- Erdem Bıyık, Kenneth Wang, Nima Anari, and Dorsa Sadigh. Batch active learning using determinantal point processes. *arXiv preprint arXiv:1906.07975*, 2019.
- Samuel Budd, Emma C Robinson, and Bernhard Kainz. A survey on active learning and human-in-the-loop deep learning for medical image analysis. *Medical Image Analysis*, 71:102062, 2021.
- Arantxa Casanova, Pedro O Pinheiro, Negar Rostamzadeh, and Christopher J Pal. Reinforced active learning for image segmentation. *arXiv preprint arXiv:2002.06583*, 2020.
- Yao-Chun Chan, Mingchen Li, and Samet Oymak. On the marginal benefit of active learning: Does self-supervision eat its cake? In *ICASSP 2021-2021 IEEE International Conference on Acoustics, Speech and Signal Processing (ICASSP)*, pages 3455–3459. IEEE, 2021.
- Yukun Chen, Thomas A Lasko, Qiaozhu Mei, Joshua C Denny, and Hua Xu. A study of active learning methods for named entity recognition in clinical text. *Journal of biomedical informatics*, 58:11–18, 2015.
- Jiwoong Choi, Ismail Elezi, Hyuk-Jae Lee, Clement Farabet, and Jose M Alvarez. Active learning for deep object detection via probabilistic modeling. *arXiv preprint arXiv:2103.16130*, 2021.
- Wei Chu, Martin Zinkevich, Lihong Li, Achint Thomas, and Belle Tseng. Unbiased online active learning in data streams. In *Proceedings of the 17th ACM SIGKDD international conference on Knowledge discovery and data mining*, pages 195–203, 2011.
- Gui Citovsky, Giulia DeSalvo, Claudio Gentile, Lazaros Karydas, Anand Rajagopalan, Afshin Rostamizadeh, and Sanjiv Kumar. Batch active learning at scale. *Advances in Neural Information Processing Systems*, 34, 2021.
- Gregory Cohen, Saeed Afshar, Jonathan Tapson, and Andre Van Schaik. Emnist: Extending mnist to handwritten letters. In *2017 International Joint Conference on Neural Networks (IJCNN)*, pages 2921–2926. IEEE, 2017.
- Li Deng. The mnist database of handwritten digit images for machine learning research. *IEEE Signal Processing Magazine*, 29(6):141–142, 2012.
- Pan Du, Suyun Zhao, Hui Chen, Shuwen Chai, Hong Chen, and Cuiping Li. Contrastive coding for active learning under class distribution mismatch. In *Proceedings of the IEEE/CVF International Conference on Computer Vision*, pages 8927–8936, 2021.
- Melanie Ducoffe and Frederic Precioso. Adversarial active learning for deep networks: a margin based approach. *arXiv preprint arXiv:1802.09841*, 2018.
- Long Duong, Hadi Afshar, Dominique Estival, Glen Pink, Philip R Cohen, and Mark Johnson. Active learning for deep semantic parsing. In *Proceedings of the 56th Annual Meeting of the Association for Computational Linguistics (Volume 2: Short Papers)*, pages 43–48, 2018.

- Linton C Freeman and Linton C Freeman. *Elementary applied statistics: for students in behavioral science*. New York: Wiley, 1965.
- Yarin Gal, Riashat Islam, and Zoubin Ghahramani. Deep bayesian active learning with image data. In *International Conference on Machine Learning*, pages 1183–1192. PMLR, 2017.
- Yonatan Geifman and Ran El-Yaniv. Deep active learning over the long tail. *arXiv preprint arXiv:1711.00941*, 2017.
- Daniel Gissin and Shai Shalev-Shwartz. Discriminative active learning. *arXiv preprint arXiv:1907.06347*, 2019.
- Elmar Haussmann, Michele Fenzi, Kashyap Chitta, Jan Ivanecy, Hanson Xu, Donna Roy, Akshita Mittel, Nicolas Koumchatzky, Clement Farabet, and Jose M Alvarez. Scalable active learning for object detection. In *2020 IEEE Intelligent Vehicles Symposium (IV)*, pages 1430–1435. IEEE, 2020.
- Kaiming He, Xiangyu Zhang, Shaoqing Ren, and Jian Sun. Deep residual learning for image recognition. In *Proceedings of the IEEE conference on computer vision and pattern recognition*, pages 770–778, 2016.
- Neil Houlsby, Ferenc Huszár, Zoubin Ghahramani, and Máté Lengyel. Bayesian active learning for classification and preference learning. *arXiv preprint arXiv:1112.5745*, 2011.
- Kuan-Hao Huang. Deepal: Deep active learning in python. *arXiv preprint arXiv:2111.15258*, 2021.
- Michael Kampffmeyer, Arnt-Borre Salberg, and Robert Jenssen. Semantic segmentation of small objects and modeling of uncertainty in urban remote sensing images using deep convolutional neural networks. In *Proceedings of the IEEE conference on computer vision and pattern recognition workshops*, pages 1–9, 2016.
- Siddharth Karamcheti, Ranjay Krishna, Li Fei-Fei, and Christopher D Manning. Mind your outliers! investigating the negative impact of outliers on active learning for visual question answering. *arXiv preprint arXiv:2107.02331*, 2021.
- Nitish Shirish Keskar, Dheevatsa Mudigere, Jorge Nocedal, Mikhail Smelyanskiy, and Ping Tak Peter Tang. On large-batch training for deep learning: Generalization gap and sharp minima. *arXiv preprint arXiv:1609.04836*, 2016.
- Suraj Kothawade, Nathan Beck, Krishnateja Killamsetty, and Rishabh Iyer. Similar: Submodular information measures based active learning in realistic scenarios. *Advances in Neural Information Processing Systems*, 34, 2021.
- Alex Krizhevsky, Geoffrey Hinton, et al. Learning multiple layers of features from tiny images. 2009.
- Alexey Kurakin, Ian Goodfellow, Samy Bengio, et al. Adversarial examples in the physical world, 2016.
- Ya Le and Xuan Yang. Tiny imagenet visual recognition challenge. *CS 231N*, 7(7):3, 2015.
- Prateek Munjal, Nasir Hayat, Munawar Hayat, Jamshid Sourati, and Shadab Khan. Towards robust and reproducible active learning using neural networks. *arXiv preprint arXiv:2002.09564*, 2020.
- Yuval Netzer, Tao Wang, Adam Coates, Alessandro Bissacco, Bo Wu, and Andrew Y Ng. Reading digits in natural images with unsupervised feature learning. 2011.
- Robert Pinsler, Jonathan Gordon, Eric Nalisnick, and José Miguel Hernández-Lobato. Bayesian batch active learning as sparse subset approximation. *Advances in neural information processing systems*, 32:6359–6370, 2019.
- Pengzhen Ren, Yun Xiao, Xiaojun Chang, Po-Yao Huang, Zhihui Li, Brij B Gupta, Xiaojiang Chen, and Xin Wang. A survey of deep active learning. *ACM Computing Surveys (CSUR)*, 54(9):1–40, 2021.
- Soumya Roy, Asim Unmesh, and Vinay P Namboodiri. Deep active learning for object detection. In *BMVC*, volume 362, page 91, 2018.
- Isah Charles Saidu and Lehel Csató. Active learning with bayesian unet for efficient semantic image segmentation. *Journal of Imaging*, 7(2):37, 2021.
- Ozan Sener and Silvio Savarese. Active learning for convolutional neural networks: A core-set approach. *arXiv preprint arXiv:1708.00489*, 2017.
- Claude Elwood Shannon. A mathematical theory of communication. *ACM SIGMOBILE mobile computing and communications review*, 5(1):3–55, 2001.
- Yanyao Shen, Hyokun Yun, Zachary C Lipton, Yakov Kronrod, and Animashree Anandkumar. Deep active learning for named entity recognition. *arXiv preprint arXiv:1707.05928*, 2017.
- Changjian Shui, Fan Zhou, Christian Gagné, and Boyu Wang. Deep active learning: Unified and principled method for query and training. In *International Conference on Artificial Intelligence and Statistics*, pages 1308–1318. PMLR, 2020.
- Samarth Sinha, Sayna Ebrahimi, and Trevor Darrell. Variational adversarial active learning. In *Proceedings of the IEEE/CVF International Conference on Computer Vision*, pages 5972–5981, 2019.
- Toan Tran, Thanh-Toan Do, Ian Reid, and Gustavo Carneiro. Bayesian generative active deep learning. In *International Conference on Machine Learning*, pages 6295–6304. PMLR, 2019.
- Dan Wang and Yi Shang. A new active labeling method for deep learning. In *2014 International joint conference on neural networks (IJCNN)*, pages 112–119. IEEE, 2014.
- Keze Wang, Dongyu Zhang, Ya Li, Ruimao Zhang, and Liang Lin. Cost-effective active learning for deep image classification. *IEEE Transactions on Circuits and Systems for Video Technology*, 27(12):2591–2600, 2016.
- Tianyang Wang, Xingjian Li, Pengkun Yang, Guosheng Hu, Xiangrui Zeng, Siyu Huang, Cheng-Zhong Xu, and Min Xu. Boosting active learning via improving test performance. *arXiv preprint arXiv:2112.05683*, 2021.

- Han Xiao, Kashif Rasul, and Roland Vollgraf. Fashion-mnist: a novel image dataset for benchmarking machine learning algorithms. *arXiv preprint arXiv:1708.07747*, 2017.
- Yichen Xie, Masayoshi Tomizuka, and Wei Zhan. Towards general and efficient active learning. *arXiv preprint arXiv:2112.07963*, 2021.
- Changchang Yin, Buyue Qian, Shilei Cao, Xiaoyu Li, Jishang Wei, Qinghua Zheng, and Ian Davidson. Deep similarity-based batch mode active learning with exploration-exploitation. In *2017 IEEE International Conference on Data Mining (ICDM)*, pages 575–584. IEEE, 2017.
- Donggeun Yoo and In So Kweon. Learning loss for active learning. In *Proceedings of the IEEE/CVF Conference on Computer Vision and Pattern Recognition*, pages 93–102, 2019.
- Xueying Zhan, Huan Liu, Qing Li, and Antoni B. Chan. A comparative survey: Benchmarking for pool-based active learning. In Zhi-Hua Zhou, editor, *Proceedings of the Thirtieth International Joint Conference on Artificial Intelligence, IJCAI 2021, Virtual Event / Montreal, Canada, 19-27 August 2021*, pages 4679–4686. ijcai.org, 2021.
- Zhen Zhao, Miaojing Shi, Xiaoxiao Zhao, and Li Li. Active crowd counting with limited supervision. In *Computer Vision–ECCV 2020: 16th European Conference, Glasgow, UK, August 23–28, 2020, Proceedings, Part XX 16*, pages 565–581. Springer, 2020.
- Fedor Zhdanov. Diverse mini-batch active learning. *arXiv preprint arXiv:1901.05954*, 2019.
- Jia-Jie Zhu and José Bento. Generative adversarial active learning. *arXiv preprint arXiv:1702.07956*, 2017.