

SMARAGD[♥]: Synthesized sMatch for Accurate and Rapid AMR Graph Distance

Juri Opitz and Philipp Meier and Anette Frank

Dept. of Computational Linguistics

Heidelberg University

69120 Heidelberg

{opitz,meier,frank}@cl.uni-heidelberg.de

Abstract

The semantic similarity of graph-based meaning representations, such as Abstract Meaning Representation (AMR), is typically assessed using graph matching algorithms, such as SMATCH (Cai and Knight, 2013). However, SMATCH suffers from NP-completeness, making its large-scale application, e.g., for AMR clustering or semantic search, infeasible.

To mitigate this issue, we propose SMARAGD[♥] (Synthesized sMatch for accurate and rapid AMR graph distance). We show the potential of neural networks to approximate the SMATCH scores and graph alignments, i) in linear time using a machine translation framework to predict the alignments, or ii) in constant time using a Siamese CNN to directly predict SMATCH scores. We show that the approximation error can be substantially reduced by applying data augmentation and AMR graph anonymization.

1 Introduction

Abstract Meaning Representation (AMR) (Banarescu et al., 2013) represents the meaning of sentences in a graph format. The directed, rooted and acyclic AMR graph indicates the events and entities of a sentence, showing semantic roles and other key relations such as *cause*, *time*, *purpose*, *instrument*, etc. Because of these properties, AMR graphs are potentially useful for many natural language processing tasks: E.g., AMR has been used for summarization (Liu et al., 2015; Dohare et al., 2017; Liao et al., 2018) and Machine Translation (Song et al., 2019).

Often, pairs of AMRs need to be studied, using AMR metrics. Classically, AMRs are compared to assess Inter Annotator Agreement in SemBanking or for the purpose of parser evaluation, e.g., using the *structural* SMATCH metric (Cai and Knight, 2013). Going beyond these applications, researchers have leveraged SMATCH-based AMR

metrics for NLG evaluation (Opitz and Frank, 2021; Manning and Schneider, 2021), as a basis for a COVID-19 semantics-based search engine (Bonial et al., 2020), comparison of cross-lingual AMR (Uhrig et al., 2021), and fine-grained argument similarity assessment (Opitz et al., 2021b). Many of these extended scenarios, such as AMR-based corpus search (Bonial et al., 2020), greatly profit from a *quick similarity computation*.

But AMR graph metrics typically suffer from a great time-complexity: Computation of SMATCH is NP-hard (Nagarajan and Sviridenko, 2009), and it can take more than a minute to compare some 1,000 AMR pairs (Song and Gildea, 2019). To understand that this can become problematic in many setups, consider a hypothetical user who desires exploring a (small) AMR-parsed corpus with only $n = 1,000$ instances via clustering. The (symmetric) Smatch metric needs to be executed over $(n^2 - n)/2 = 499,500$ pairs, resulting in a total time of more than 6 hours. Given recent interest into meaning representations that cover multiple sentences, such as multi-sentence AMR (O’Gorman et al., 2018), dialogue AMR (Bonial et al., 2021) or discourse representation structures (Kamp, 1981), where the alignment search space is much larger (van Noord et al., 2018), we can anticipate that this problem will aggravate in the future.

Testing ways to mitigate these issues, we propose a method that learns to match AMR graphs from a teacher SMATCH, thereby reducing AMR clustering time from hours to seconds.

Our contributions are:

1. We explore three different neural approaches to synthesize the canonical AMR metric SMATCH from scratch.
2. We show that we can approximate SMATCH up to a small error, by leveraging novel data augmentation tricks.

Our code will be publicly released.

2 Related work

AMR similarity Recently, researchers have proposed AMR metrics beyond SMATCH. We can distinguish two branches: i) metrics that aim at extreme efficiency by skipping the alignment and extracting structure-sets from AMRs via breadth-first traversal (Song and Gildea, 2019; Anchi ta et al., 2019). ii) Wasserstein-alignment based and Weisfeiler-Leman graph metrics that aim to reflect human similarity ratings (Opitz et al., 2021a). Note that Opitz et al. (2020) show that skipping the alignment step risks safety hazards in parsing evaluation, underlining the importance of graph alignment.

Algorithm synthesis Researchers have sought to synthesize other algorithms. E.g., Parisotto et al. (2016); Chen et al. (2018); Austin et al. (2021) use neural networks used to synthesize computer programs. Lample and Charton (2019) show that neural networks can be surprisingly good at more elaborated tasks in mathematics, such as symbolic integration. Work from other fields synthesize algorithms for tracking aircraft (Pudovkin et al., 2018), controlling wind-turbines (Saenz-Aguirre et al., 2019), or medical image analysis (Lee et al., 2018). The ‘long-range arena’ benchmark (Tay et al., 2021) for long-sequence models also includes synthesizing tasks, e.g., ‘listOps’ (learning to calculate) and Xpath (tracing a squiggly line), which prove challenging even for SOTA architectures. Since structural graph matching with SMATCH is situated at the limit of algorithm complexity, learning it may prove an interesting additional challenge.

3 Learning NP-hard graph alignment

The SMATCH metric measures the structural overlap of two AMRs. We i) compute an alignment between variable nodes of AMRs and ii) assess triple matches based on the provided alignment. Formally, we start with two AMR graphs \mathcal{G} and \mathcal{G}' with variable nodes $X = (x_1, \dots, x_n)$ and $Y = (y_1, \dots, y_m)$. The goal is then to find an optimal *alignment*:

$$map : X \rightarrow Y, \quad (1)$$

searching for a *map* that maximizes the number of *triple matches* for the two graphs. E.g., assume $(a, \text{ARG0}, b) \in \mathcal{G}$ and $(c, \text{ARG0}, d) \in \mathcal{G}'$. If $a = c$ and $b = d$, we count *one* triple match. Finally:

$$SMATCH = \max_{map} score(\mathcal{G}, \mathcal{G}', map) \quad (2)$$

Researchers typically use a harmonic mean based overlap $score = F1 = 2PR/(P + R)$, where $P = (\text{triples}(\mathcal{G}) \cap \text{triples}(\mathcal{G}'))/\text{triples}(\mathcal{G})$ and $R = (\text{triples}(\mathcal{G}) \cap \text{triples}(\mathcal{G}'))/\text{triples}(\mathcal{G}')$.

3.1 Setup

Experimental data creation We create training, development and testing data as follows: 1. We parse 59,255 sentences of the LDC2020T02 data with a parser (Lyu and Titov, 2018) to obtain graph pairs that can be aligned; 2. For every parallel graph pair $(\mathcal{G}, \mathcal{G}')$, we use SMATCH (ORACLE) to compute an F1 score s , and the alignment a . Thus, our data set is $\{(\mathcal{G}_i, \mathcal{G}'_i, a_i, s_i)\}_{i=1}^n$. We shuffle the data and split it into training, development and test set (54255-2500-2500).

Objective and approach The task is to reproduce the teacher ORACLE as precisely as possible. We design and test three different approaches. The first is indirect, in that it predicts the alignment, from which we compute the score. The second directly predicts the scores. The third approach enhances the second, to make it even more efficient.

3.2 Synthesis option I: Learning SMATCH alignment explicitly

Here, we aim to synthesize the alignment itself (Eq. 1) into an NMT model, as illustrated in Figure 1. The input to the model is as follows: we linearize the two AMRs and concatenate the linearized token sequences with a special $\langle \text{SEP} \rangle$ token. The output consists of a sequence $x_j : y_k \dots x_i : y_m \dots$ where in every pair $u:v$, u is a variable node from the first AMR, which is mapped to a node v from the second AMR. The SMATCH score is then calculated based on the predicted alignment.

To predict the node alignments/mapping of variables, we use a transformer based encoder-decoder NMT model. Details about the network structure and hyperparameters are stated in Appendix A.1.

3.3 Synthesis option II: Learning SMATCH alignment implicitly

In this setup, we aim to predict SMATCH F1 scores for pairs of AMRs directly, in a single step. This means that we directly synthesize Eq. 2 into a neural network and our target is the ORACLE F1 score.

To facilitate this mapping, we adapt the convolutional neural network (CNN) of Opitz (2020), as shown in Figure 2. The model was originally intended to assess AMR accuracy (Opitz and Frank,

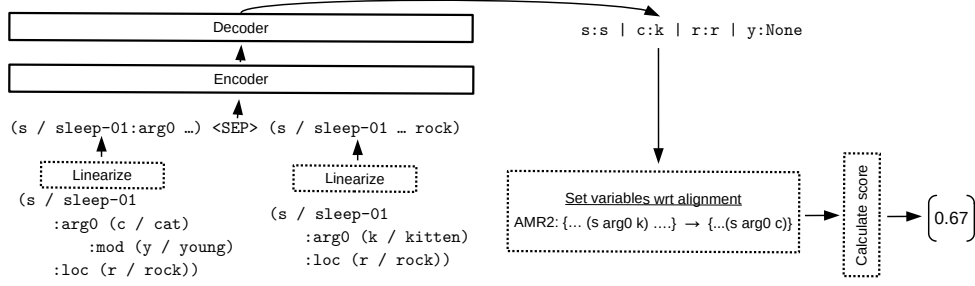


Figure 1: Seq2seq SMATCH alignment-learner.

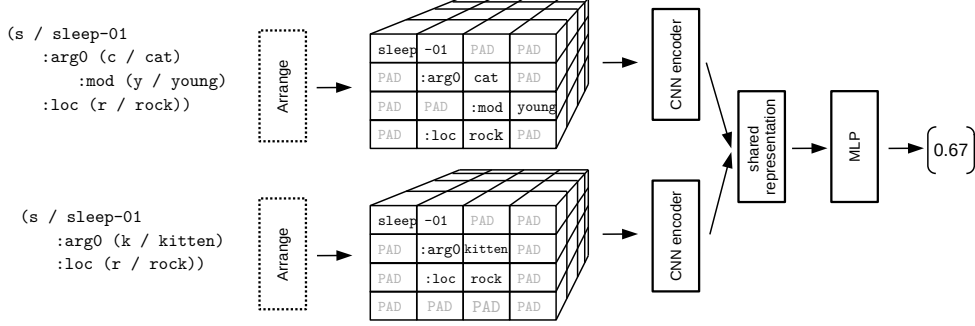


Figure 2: Implicit CNN-based SMATCH graph metric predictor.

2019), i.e., measuring AMR parse quality without a reference. Taking inspiration from human annotators, who exploit a spatial ‘Penman’ arrangement of AMR graphs for better understanding, it models directed-acyclic and rooted graphs as 2d structures, employing a CNN for processing. To feed a pair of AMRs, we remove the dependency encoder of the model and replace it with an AMR graph encoder. Moreover, we increase the depth of the network by adding one additional MLP layer after convolutional encoding. A standard mean squared error is employed as loss function. More details about hyperparameters are stated in Appendix A.2.

3.4 Synthesis option III: tuning AMR vectors with SMATCH distance

Inspired by Reimers and Gurevych (2019), we aim to make the CNN even more efficient, by alleviating the need for pair-wise model inferences. Hence, instead of computing a shared representation of two CNN-encoded AMRs, we process each representation with an MLP (w/ shared parameters), to obtain two AMR vectors $NN(\mathcal{G})$ and $NN(\mathcal{G}')$. These vectors are then tuned with a distance loss \mathcal{L} against ORACLE s :

$$\mathcal{L} = \sum_{(\mathcal{G}, \mathcal{G}', s)} \left([1 - |NN(\mathcal{G}) - NN(\mathcal{G}')|] - s \right)^2 \quad (3)$$

This approach enables extremely fast search and clustering: the required (clustering-)model inferences are $O(n)$ instead of $O(n^2)$, since the similarity is achieved with simple linear vector algebra.

3.5 Data compression and extension tricks

Vocabulary reduction trick We observe that SMATCH is a metric that measures the structural overlap of two graphs. This means that we can greatly reduce our vocabulary, by assigning each graph pair a *local vocabulary* (see Figure 3, ‘anonymize’). First, we gather all nodes from AMR pairs a and b , computing a joint vocabulary over the concept nodes. We then relabel the concepts with integers starting from 1. E.g., consider AMR a : $(r / run-01 :ARG0 (d / duck))$, and AMR b : $(x / run-01 :ARG0 (y / duck) :mod (z / fast))$. The best alignment is $map^* = \{(r, x), (d, y), (\emptyset, z)\}$. Now, we set the shared concepts and relations to the same index $run=run=1$ and $duck=duck=2$ and $:ARG0=:ARG0=3$ and distribute the rest of the indices $r=4, d=5, x=6, y=7, z=8, fast=9, :mod=10$. This yields equivalent AMRs $a' = (4 / 1 :3 (5 / 2))$ and $b' = (6 / 1 :3 (7 / 2) :10 (8 / 9))$. The target alignment then equals $map^* = \{(4, 6), (5, 7), (\emptyset, 8)\}$. This strategy greatly reduces the vocabulary size, in our case from 40k tokens to less than 700.

Auxiliary data creation trick We also find that we can cheaply create auxiliary gold data. We

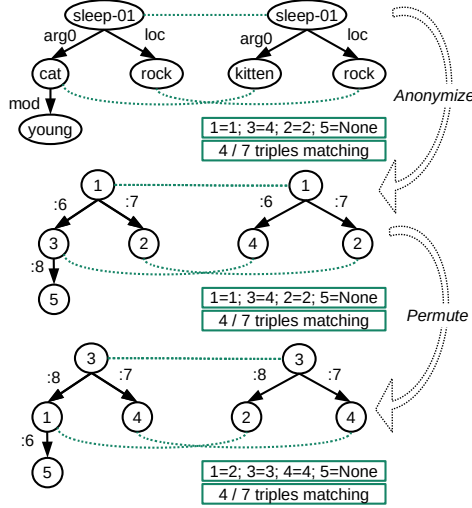


Figure 3: AMR graph anonymization and permutation.

re-assign different indices to AMR tokens, and correspondingly modify the ORACLE alignment (Figure 3, ‘permute’). In our experiments, we permute the existing token-index vocabularies 10 times, resulting in a ten-fold increase of the training data. We expect that, with this strategy, the model will better learn properties of permutation invariance, which in turn will help it synthesize the algorithm.

3.6 Evaluation

Output post-processing In the implicitly synthesized alignment algorithm (score & vector synthesis), no further post-processing is required, since we directly obtain the estimated SMATCH scores as output. In the explicitly synthesized alignment algorithm, however, we get *map*, which is the predicted alignment from the sequence-to-sequence model. In this case, we simply feed *map* as an argument into Eq. 2, to obtain the scores.

Evaluation We compare the predicted scores \hat{y} against the gold scores y with Pearson’s ρ . However, for the model that predicts the explicit alignment (synthesizer I), we can compute another interesting and meaningful metric. For this, we first calculate the average SMATCH score over AMR pairs given the gold alignment map^* , and then we calculate the average SMATCH score over AMR pairs given the predicted alignment \widehat{map} . Note, that the SMATCH score based on the gold alignment constitutes an upper bound (max). Therefore, the SMATCH score based on the predicted alignment shows us how close we are to this upper bound. Our baseline consists of scores that are computed from a random alignment (*random*).

	data trick	SMATCH	Pea’s ρ	time ^(secs)
ORACLE	na	77.5	100	28680
rand. baseline	na	13.5	22.2	0.4
align. synthesis		39.0	52.8	1089
align. synthesis	voc	64.5	80.0	1089
align. synthesis	voc+aug	76.4	98.4	1089
score synthesis		na	<u>87.5</u>	140
score synthesis	voc	na	<u>82.0</u>	140
score synthesis	voc+aug	na	96.8	140
vector synthesis		na	84.7	0.7
vector synthesis	voc	na	75.6	0.7
vector synthesis	voc+aug	na	94.2	0.7

Table 1: Results of experiments. time: Approximate time for computing a pair-wise distance matrix on 1k AMRs on a TI 1080 GPU.

Results (Table 1) Our best model is the NMT approach using both data augmentation tricks. Obtaining 98.4 ρ , it very closely approximates the ORACLE, while being about 30 times faster than ORACLE and 76.2 points better than the random baseline. Perhaps the best tradeoff between speed and approximation performance is gained by the simple CNN score synthesis (96.8 ρ , 200x faster than ORACLE), also using both data tricks. The vector synthesizer falls a bit shorter in performance (94.2 ρ), but it is extremely fast and achieves a 40,000x speed-up compared to ORACLE and about 1500x compared to the NMT approach.

Consistently, the data extension (*aug*) is very useful. On the other hand, the vocabulary reduction (*voc*) is only useful for the NMT model (+27.2 points), whereas the scores are lowered for the CNN-based models (−5.5 for score synthesis, −9.1 for vector synthesis). We conjecture that the CNNs learn SMATCH more indirectly by exploiting token similarities in the global vocabulary, and therefore struggle more to understand the algorithm itself, in contrast to the heavily parameterized NMT transformer that can learn to assess tokens fully from their given graph context.

4 Conclusion

We proposed methods to synthesize the NP-hard AMR alignment algorithm SMATCH, exploring different neural architectures, and data augmentation strategies that help all models to generalize. Our best models increase SMATCH calculation speed by a large factor while incurring only small losses in accuracy that can be tolerated in many use cases.

References

- Rafael Torres Anchi ta, Marco Antonio Sobrevilla Cabezudo, and Thiago Alexandre Salgueiro Pardo. 2019. Sema: an extended semantic evaluation for amr. In *(To appear) Proceedings of the 20th Computational Linguistics and Intelligent Text Processing*. Springer International Publishg.
- Jacob Austin, Augustus Odena, Maxwell Nye, Maarten Bosma, Henryk Michalewski, David Dohan, Ellen Jiang, Carrie Cai, Michael Terry, Quoc Le, et al. 2021. Program synthesis with large language models. *arXiv preprint arXiv:2108.07732*.
- Laura Banarescu, Claire Bonial, Shu Cai, Madalina Georgescu, Kira Griffitt, Ulf Hermjakob, Kevin Knight, Philipp Koehn, Martha Palmer, and Nathan Schneider. 2013. [Abstract meaning representation for sembanking](#). In *Proceedings of the 7th Linguistic Annotation Workshop and Interoperability with Discourse*, pages 178–186, Sofia, Bulgaria. Association for Computational Linguistics.
- Claire Bonial, Mitchell Abrams, David Traum, and Clare Voss. 2021. [Builder, we have done it: Evaluating & extending dialogue-amr nlu pipeline for two collaborative domains](#). In *Proceedings of the 14th International Conference on Computational Semantics (IWCS)*, pages 173–183, Groningen, The Netherlands (online). Association for Computational Linguistics.
- Claire Bonial, Stephanie M. Lukin, David Doughty, Steven Hill, and Clare Voss. 2020. [InfoForager: Leveraging semantic search with AMR for COVID-19 research](#). In *Proceedings of the Second International Workshop on Designing Meaning Representations*, pages 67–77, Barcelona Spain (online). Association for Computational Linguistics.
- Shu Cai and Kevin Knight. 2013. [Smatch: an evaluation metric for semantic feature structures](#). In *Proceedings of the 51st Annual Meeting of the Association for Computational Linguistics (Volume 2: Short Papers)*, pages 748–752, Sofia, Bulgaria. Association for Computational Linguistics.
- Xinyun Chen, Chang Liu, and Dawn Song. 2018. Execution-guided neural program synthesis. In *International Conference on Learning Representations*.
- Shibhansh Dohare, Harish Karnick, and Vivek Gupta. 2017. [Text summarization using abstract meaning representation](#).
- Hans Kamp. 1981. A theory of truth and semantic representation. *Formal semantics-the essential readings*, pages 189–222.
- Guillaume Lample and Fran ois Charton. 2019. Deep learning for symbolic mathematics. *arXiv preprint arXiv:1912.01412*.
- Hoyeon Lee, Jongha Lee, Hyeongseok Kim, Byungchul Cho, and Seungryong Cho. 2018. Deep-neural-network-based sinogram synthesis for sparse-view ct image reconstruction. *IEEE Transactions on Radiation and Plasma Medical Sciences*, 3(2):109–119.
- Kexin Liao, Logan Lebanoff, and Fei Liu. 2018. [Abstract Meaning Representation for multi-document summarization](#). In *Proceedings of the 27th International Conference on Computational Linguistics*, pages 1178–1190, Santa Fe, New Mexico, USA. Association for Computational Linguistics.
- Fei Liu, Jeffrey Flanigan, Sam Thomson, Norman Sadeh, and Noah A. Smith. 2015. [Toward abstractive summarization using semantic representations](#). In *Proceedings of the 2015 Conference of the North American Chapter of the Association for Computational Linguistics: Human Language Technologies*, pages 1077–1086, Denver, Colorado. Association for Computational Linguistics.
- Chunchuan Lyu and Ivan Titov. 2018. [AMR parsing as graph prediction with latent alignment](#). In *Proceedings of the 56th Annual Meeting of the Association for Computational Linguistics (Volume 1: Long Papers)*, pages 397–407, Melbourne, Australia. Association for Computational Linguistics.
- Emma Manning and Nathan Schneider. 2021. [Referenceless parsing-based evaluation of AMR-to-English generation](#). In *Proceedings of the 2nd Workshop on Evaluation and Comparison of NLP Systems*, pages 114–122, Punta Cana, Dominican Republic. Association for Computational Linguistics.
- Viswanath Nagarajan and Maxim Sviridenko. 2009. On the maximum quadratic assignment problem. *Mathematics of Operations Research*, 34(4):859–868.
- Tim O’Gorman, Michael Regan, Kira Griffitt, Ulf Hermjakob, Kevin Knight, and Martha Palmer. 2018. [AMR beyond the sentence: the multi-sentence AMR corpus](#). In *Proceedings of the 27th International Conference on Computational Linguistics*, pages 3693–3702, Santa Fe, New Mexico, USA. Association for Computational Linguistics.
- Juri Opitz. 2020. [AMR quality rating with a lightweight CNN](#). In *Proceedings of the 1st Conference of the Asia-Pacific Chapter of the Association for Computational Linguistics and the 10th International Joint Conference on Natural Language Processing*, pages 235–247, Suzhou, China. Association for Computational Linguistics.
- Juri Opitz, Angel Daza, and Anette Frank. 2021a. [Weisfeiler-Leman in the Bamboo: Novel AMR Graph Metrics and a Benchmark for AMR Graph Similarity](#). *Transactions of the Association for Computational Linguistics*, 9:1425–1441.

- Juri Opitz and Anette Frank. 2019. [Automatic accuracy prediction for AMR parsing](#). In *Proceedings of the Eighth Joint Conference on Lexical and Computational Semantics (*SEM 2019)*, pages 212–223, Minneapolis, Minnesota. Association for Computational Linguistics.
- Juri Opitz and Anette Frank. 2021. [Towards a decomposable metric for explainable evaluation of text generation from AMR](#). In *Proceedings of the 16th Conference of the European Chapter of the Association for Computational Linguistics: Main Volume*, pages 1504–1518, Online. Association for Computational Linguistics.
- Juri Opitz, Philipp Heinisch, Philipp Wiesenbach, Philipp Cimiano, and Anette Frank. 2021b. [Explainable unsupervised argument similarity rating with Abstract Meaning Representation and conclusion generation](#). In *Proceedings of the 8th Workshop on Argument Mining*, pages 24–35, Punta Cana, Dominican Republic. Association for Computational Linguistics.
- Juri Opitz, Letitia Parcalabescu, and Anette Frank. 2020. [Amr similarity metrics from principles](#). *Transactions of the Association for Computational Linguistics*, 8:522–538.
- Emilio Parisotto, Abdel-rahman Mohamed, Rishabh Singh, Lihong Li, Dengyong Zhou, and Pushmeet Kohli. 2016. Neuro-symbolic program synthesis. *arXiv preprint arXiv:1611.01855*.
- AP Pudovkin, Yu N Panasyuk, SN Danilov, and SP Moskvitin. 2018. Synthesis of algorithm for range measurement equipment to track maneuvering aircraft using data on its dynamic and kinematic parameters. In *Journal of Physics: Conference Series*, volume 1015, page 032111. IOP Publishing.
- Nils Reimers and Iryna Gurevych. 2019. [Sentence-BERT: Sentence embeddings using Siamese BERT-networks](#). In *Proceedings of the 2019 Conference on Empirical Methods in Natural Language Processing and the 9th International Joint Conference on Natural Language Processing (EMNLP-IJCNLP)*, pages 3982–3992, Hong Kong, China. Association for Computational Linguistics.
- Aitor Saenz-Aguirre, Ekaitz Zulueta, Unai Fernandez-Gamiz, Javier Lozano, and Jose Manuel Lopez-Guede. 2019. Artificial neural network based reinforcement learning for wind turbine yaw control. *Energies*, 12(3):436.
- Linfeng Song and Daniel Gildea. 2019. [SemBleu: A robust metric for AMR parsing evaluation](#). In *Proceedings of the 57th Annual Meeting of the Association for Computational Linguistics*, pages 4547–4552, Florence, Italy. Association for Computational Linguistics.
- Linfeng Song, Daniel Gildea, Yue Zhang, Zhiguo Wang, and Jinsong Su. 2019. [Semantic Neural Machine Translation Using AMR](#). *Transactions of the Association for Computational Linguistics*, 7:19–31.
- Yi Tay, Mostafa Dehghani, Samira Abnar, Yikang Shen, Dara Bahri, Philip Pham, Jinfeng Rao, Liu Yang, Sebastian Ruder, and Donald Metzler. 2021. [Long range arena : A benchmark for efficient transformers](#). In *International Conference on Learning Representations*.
- Sarah Uhrig, Yoalli Garcia, Juri Opitz, and Anette Frank. 2021. [Translate, then parse! a strong baseline for cross-lingual AMR parsing](#). In *Proceedings of the 17th International Conference on Parsing Technologies and the IWPT 2021 Shared Task on Parsing into Enhanced Universal Dependencies (IWPT 2021)*, pages 58–64, Online. Association for Computational Linguistics.
- Rik van Noord, Lasha Abzianidze, Hessel Haagsma, and Johan Bos. 2018. [Evaluating scoped meaning representations](#). In *Proceedings of the Eleventh International Conference on Language Resources and Evaluation (LREC-2018)*, Miyazaki, Japan. European Languages Resources Association (ELRA).

parameter	value
embedding size	512
encoder	4 transformer layers w/ 4 heads
decoder	4 transformer layers w/ 4 heads
feed forw. dim	2048
loss	cross-entropy
weight init	xavier
optimizer	adam
learning rate	0.0002
batch size	8192 (tokens)

Table 2: Overview of NMT hyper-parameters.

parameter	value
emb. dimension	100
‘pixels’	60x15
CNN encoder	concatenate(256 3x3 convs, 3x3 max pool 128 5x5 convs, 5x5 max pool)
MLP	relu layer followed by linear regressor
weight init	xavier
optimizer	adam
learning rate	0.001
batch size	64

Table 3: Overview of CNN hyper-parameters.

A Appendix

A.1 Sequence-to-sequence network parameters

Hyper-parameters for the NMT approach are displayed in Table 2. The best model is determined on the development data by calculating BLEU against the reference alignments.

A.2 CNN network parameters

Hyper-parameters for the CNN approach are displayed in Table 2. The best model is determined on the development data by calculating Pearson’s ρ correlation of predicted scores and gold scores.