

The k -Cap Process on Geometric Random Graphs

Mirabel Reid
mreid48@gatech.edu
Georgia Tech

Santosh S. Vempala
vempala@gatech.edu
Georgia Tech

March 25, 2022

Abstract

The k -cap (or k -winners-take-all) process on a graph works as follows: in each iteration, exactly k vertices of the graph are in the cap (i.e., winners); the next round winners are the vertices that have the highest total degree to the current winners, with ties broken randomly. This natural process is a simple model of firing activity in the brain. We study its convergence on geometric random graphs, revealing rather surprising behavior.

1 Introduction

The k -cap, or k -winners take all, is an activation function that maps a set of nodes with real-numbered values to the set $\{0, 1\}$. The function selects the k nodes with the highest values, and it assigns 0 to all others. It has found useful applications in machine learning, image processing, and other related fields [11, 16, 17]. It has been proven to be computationally powerful; circuits employing k -WTA gates as nonlinearities can approximate arbitrary Boolean functions [11]. Additionally, since the gradient of the k -WTA function is undefined at key points, it has been recently proposed as a technique for defending against attacks which use the gradient of a neural network to generate adversarial examples [17]. This property differentiates it from typical activation functions, such as ReLU or tanh. The k -cap process has also been proposed as a model of neural firing behavior, which we discuss in more detail presently.

We study a process which repeatedly applies k -cap to the degrees of a random graph. At each time step $t > 0$, the set A_t consist of the k vertices with the highest degree in A_{t-1} (with ties broken randomly). Given this process, some natural questions arise, notably,

- What does the k -cap process “converge” to?
- Under what conditions will the k -cap process converge to a fixed set of points?
- When the process does converge, how quickly does it do so?

To understand these and related questions, we investigate how the structure of the k -cap at time t , the set A_t , evolves as $t \rightarrow \infty$.

The answers to these questions depend greatly on the graph structure; there are many classes of random graphs in which no meaningful convergence is expected. For example, we don't expect this process to converge on the Erdős–Rényi model of random graphs. Since this early influential model, many interesting variants of random graphs have been proposed, e.g., Power Law Random graphs, Stochastic Block Models, Geometric Random graphs, etc. The last of these seems particularly well-suited for studying the k -cap process. In geometric random graphs, each vertex is assigned a position in a hidden variable space (for example, the interval $[0, 1]$). The probability that an edge $e_{x,y}$ exists in the graph is a function of the hidden variables of the endpoints. By using an edge probability function which decreases with distance in the hidden variable space, this creates subgraphs which are dense and concentrated within a continuous subset of the space. The hidden variables can correspond to spatial distance, or they can represent similarity in a wider set of features. For example, the geometric random graph model has been used for social networks, where the hidden variable represents a closeness in “social space” rather than physical distance [4]. This model has also been studied in the context of transportation networks, communication networks, and networks of neurons [5, 2]. This last application is of particular interest to this study as we discuss next.

Motivation from the Brain. The brain is often modeled as a sparse graph where nodes represent neurons and edges represent synaptic connections between them [5]. The model can be divided into brain *areas*; each area is a graph of neurons, and different areas are connected by random bipartite graphs which can be enabled or disabled by the system. An important idea in the model is an *assembly* of neurons — a subset of densely interconnected nodes within a brain area which tend to fire together in response to the same input to the area [12]. Assemblies are created through projection, where an outside stimulus fires (repeatedly), activating a subset of neurons. Two ideas, rooted in experimental findings in neuroscience, lead to the convergence of assembly projection in a random brain graph. The first is inhibition: at each step, the k neurons with the highest synaptic input are chosen to fire, while the rest are suppressed. The second is plasticity: if a neuron fires immediately after one of its neighbors, the weight of the edge between them is increased. This causes neurons that ‘fire together’ to ‘wire together’, and strengthens the connections each time an assembly is activated.

Thus far, the assembly model has been based on the standard Erdős–Rényi random graph, where each pair of neurons has an equal probability of being connected via a synapse. However, the locations of neurons in the brain and the physical distance between them have a significant impact on the probability of connection. Long axons come with a cost in both material and energy, so neurons tend to prefer to create connections that are close in physical space. The principle of conservation of axonal wiring costs was proposed by Ramon y Cajal in the early 20th century [6], and the relationship between distance and connection probability has been observed empirically [5, 7]. Hence, spatial models may more closely reflect the observable behavior of assemblies in the brain.

1.1 Main Results

As a first step, we consider the infinite limit, i.e., the *continuous* interval $[0, 1]$.

A Continous Process. A natural abstraction of the k -cap process on geometric random graphs is to consider what happens when the number of vertices, n , goes to infinity. On a finite graph, the input to a discrete vertex is the sum of its edges from A_t . In the limiting case, the input to a given point approaches the integral of the edge probability function over A_t . For this integral to be nonzero, $\frac{k}{n}$ must be a fixed fraction $\alpha > 0$, i.e., A_t must have measure α , leading to a corresponding α -cap process.

This continuous abstraction leads to a clean convergence phenomenon. We find that if the initial set A_0 is a union of intervals in $[0, 1]$, A_t converges to a single interval of length α . The number of steps to convergence depends on the derivative of the edge probability function. The exact result proven in this paper is stated below.

Theorem 1.1. *Let A_0 be a finite set of intervals on $[0, 1]$ and g be the edge probability function. For any differentiable, even, nonnegative, integrable function $g : [0, 1] \rightarrow \mathbb{R}_+$ with $g'(x) < 0$ for all $x > 0$, the α -cap process converges to a single interval of width α . Moreover, the number of steps to convergence is*

$$O\left(\frac{\max_{[0,1]} |g'(x)|}{\min_{[\frac{\alpha}{8}, 1]} |g'(x)|}\right).$$

Note that the above conditions capture any distance function that decays smoothly with the distance between its end points, e.g., the commonly used Gaussian kernel. Since this process is deterministic given the initial choice of A_0 , we are able to measure the convergence in terms of a simple potential function:

The distance between the medians of the leftmost and rightmost intervals of A_t decreases.

In this way, the intervals are “squeezed” together until they collapse into one. In this continuous version, any sub-interval in $[0, 1]$ of length α is a fixed point; if $A_t = [a, b]$, then $A_{t+1} = A_t$. Moreover, it turns out that a single interval is the only possible fixed point. The proof of this process is discussed in detail in Section 3.

Convergence of the Discrete Process. The discrete process on graphs turns out to exhibit more complex behavior. Here, we are free to allow n to increase as a polynomial function of k , i.e. the size of the cap is a diminishing fraction of the size of the graph (e.g., $k = \sqrt{n}$, a typical choice in the assembly model). With the randomness induced by the choice of edges, the convergence behavior also becomes probabilistic. We analyze the convergence of the k -cap process on a Gaussian geometric random graph; the probability of an edge between two vertices with hidden variables x and y is the following function:

$$\mathbb{P}((x, y) \in G) = g(x, y) = \exp\left(-\frac{(x - y)^2}{2\sigma^2}\right)$$

Here σ is a parameter of the model. We will prove that in an interesting range of σ , the cap A_t converges with high probability to lie in a single narrow interval.

The set A_t will not converge to a single set of size k ; rather, it will randomly oscillate within a small interval. To understand why, we will need to examine the local structure of the geometric graph. Within an interval of size $O(\sigma k^{-1/2})$, any $O(k)$ vertices are likely to form a clique. When more than k points have the same input from the set of firing neurons, the winners are chosen randomly from them. Hence, the strongest notion of convergence we can expect is that the set of points which have a non-negligible probability of firing are contained within a small interval. We believe that this behavior is both interesting mathematically and of relevance to modeling the brain; it provides a new perspective on the notion of an assembly.

Given that A_t will not converge to a fixed set of points, we will determine the size and structure of the set of likely points. First, it is not immediately obvious that the set will converge to having its support in a single small interval, e.g., it may be the case that the set of points which fire are split between two weakly connected subgraphs. Additionally, when two points are at a distance $\Theta(\sigma)$, the probability that they are connected by an edge is a constant, bounded away from 0. At a larger distance, the probability drops off quickly; therefore, we might expect that A_t will be contained within an interval $O(\sigma)$. However, we find that A_t will converge to a much smaller set. The exact result we will prove is stated below in Theorem 1.4.

In this paper, we focus on $\sigma = O(1/k)$. The justification for this parameter range lies in the concentration behavior of uniform random variables. Let $U = \{U_1, U_2, \dots, U_k\}$ be a set of k random variables, each chosen uniformly at random in $[0, 1]$. Suppose that these points are ordered $U_1 \leq U_2 \leq \dots \leq U_k$. For any integer C , there is likely to be a subset $\{U_i, U_{i+1}, \dots, U_{i+C-1}\}$ which fall within an interval of width $\frac{C}{k^{1+1/C}}$ (this result is described in Lemma 2.0.4). Note the expected distance between U_i and U_{i+C-1} is C/k . Therefore, as C increases, the expected densest cluster of size C approaches the average. Imagine that $\frac{C}{k^{1+1/C}} = \Theta(\sigma)$; that is, for some i , $U_{i+C-1} - U_i = \Theta(\sigma)$. This guarantees that a point in the interval $x \in [U_i, U_{i+C-1}]$ is connected to any of the C points with constant probability. If $\frac{C}{k^{1+1/C}} = \Theta(\sigma)$ is significantly smaller than C/k , then x will have a significantly higher input due to U than average. This phenomenon means that the concentration behavior starts to disappear as σ increases past $1/k$. We will focus on the range $\sigma = \Theta(1/k)$, as this is the range where the behavior seems the most complex and interesting.

Evolution of the k -cap. The evolution of the structure of A_t also reveals interesting properties of the k -cap process on random graphs.

In the first step, A_0 is uniformly distributed. However, due to the Poisson clumping phenomenon described above, there will be a several regions of the interval with a higher concentration. As we will show, for σ sufficiently small, A_1 will be concentrated within $O(\ln k)$ intervals which are small compared to $[0, 1]$.

As t increases, all but one of these intervals will diminish and disappear. With high probability, each interval will shrink by a fixed fraction within a constant number of steps. After this, we will show that one interval will “win” over the others.

In the final structure, A_t is always chosen as a subset of an interval of size $\sigma k^{-1/2} \sqrt{\ln k}$.

As we will show, within any interval of size $\sigma k^{-1/2}$, the vertices will have similar inputs from A_t . Hence, the distribution of A_t is fairly uniform in the core of the interval, and the probability drops toward $\frac{1}{n}$ as it moves to the edges. Of course, this only holds for n sufficiently large, such that there are much more than k points within a window of $k^{-1/2}\sigma$.

Organization. We next discuss the discrete process in detail and present our precise findings about its convergence. Following that, in Section 2, we prove our main theorem about this, starting with a detailed exposition of related probabilistic considerations. In Section 3 we prove the convergence of the continuous process.

1.2 Convergence of the discrete k -Cap process

The following symbols will be used for the rest of the paper. Let n be the number of nodes in the graph and k be the number of nodes activated at each step. A_t represents the set of k nodes activated at step t . This process can be defined over any graph G . We will restrict the parameters to $n = \Theta(k^{3+\beta})$ for some $\beta > 0$ and $\sigma = \Theta(k^{-1})$. Formally, we study the following process.

Definition 1.1 (k -cap Process). Assume $A_t \subset \{1, 2, \dots, n\}$, and $|A_t| = k$. Let $F_t : \{1, 2, \dots, n\} \rightarrow \{1, 2, \dots, k\}$ be the synaptic input at time t , defined as follows:

$$F_t(x) = \sum_{y \in A_t} e_{x,y}$$

Let C_{t+1} be the smallest integer such that $\{x \mid F_t(x) > C_{t+1}\} \leq k$, and let

$$A_{t+1} = \{x \mid F_t(x) > C_{t+1}\} \cup A_{t+1}^*$$

where A_{t+1}^* is a set of points sampled at random from $\{x \mid F_t(x) = C_{t+1}\}$ such that $|A_{t+1}| = k$.

In the k -cap process, A_{t+1} is chosen as the k nodes with the highest synaptic input at time t . If there are ties, the remaining nodes are chosen at random. Let A_0 be a set of k points chosen uniformly at random from $[0, 1]$.

An important quantity is the probability that $F_t(x)$ exceeds a given threshold:

$$p_{C,t}(x) = \mathbb{P}(F_t(x) \geq C).$$

The subscripts will be dropped when clear from context. Figure 1 shows an empirical demonstration of how the functions $\mathbb{E}F_t(x)$ and $p_t(x)$ evolve over time.

For our analysis, it will be useful to establish that the edges from the firing set are independent. In the chosen parameter range, any subset of k vertices within a range $\sigma k^{-1/2}$ is highly likely to form a clique. There are at least $n\sigma k^{-1/2} = \Theta(k^{1.5+\beta})$ vertices in this range. We can expect all of these vertices to have the same input, so the set A_t will be chosen randomly from them. Because of this, for $t = \text{polylog}(k)$ with high probability $A_t \cap (A_0 \cup A_1 \cup \dots \cup A_{t-1}) = \emptyset$. This concept is defined more formally in Lemma 2.2.4 when it becomes relevant. Hence, we can make the simplifying assumption that the edges are drawn independently at each step.

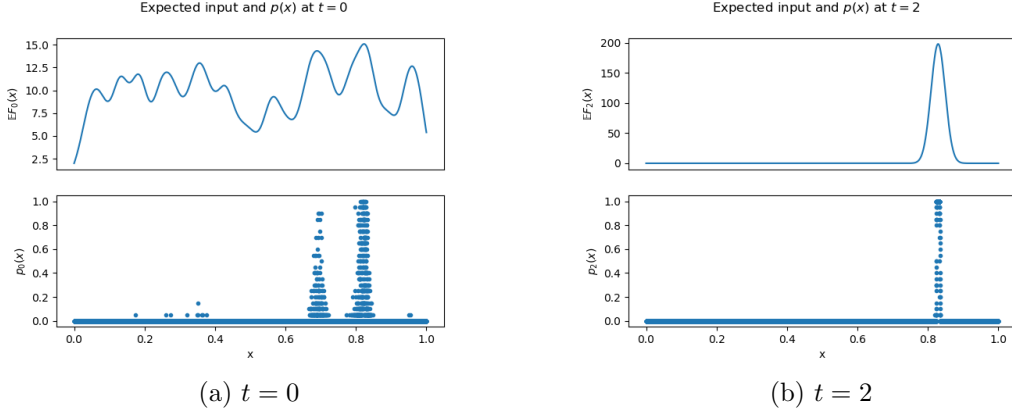


Figure 1: Expected input and $p_t(x)$ at two different time steps for $n = 20000$ and $k = 200$. The probability $p_t(x)$ was estimated by fixing the firing set, and then repeatedly redrawing the graph edges. The probability of x is defined as the percentage of times x was chosen by the top- k function. The left figure illustrates the input due to A_0 , which is uniformly random on $[0, 1]$. The right figure shows the input two steps later, when the set A_2 has converged to lie in a single, narrow interval.

The proof will be divided into three parts. First, we will characterize the structure of A_1 . The set A_0 is drawn uniformly at random from the set of vertices. However, due to the Poisson clumping phenomenon, there will be a few regions of the hidden variable space which have a significantly higher concentration of points than average. Vertices with hidden variables in these regions will have larger inputs F_0 . We have the following theorem describing points which have a significant probability of exceeding the threshold at step 0.

Theorem 1.2. *Let $n = k^{3+\beta}$ for some constant $\beta > 0$. Define $B_1 = \{x : p_{C_0,0}(x) > \frac{1}{n}\}$. Then, B_1 can be covered by $O(\ln k)$ intervals, each of size $O(\sigma(\ln \ln k)^{-1})$*

As a consequence, A_1 will be, with high probability, contained within $O(\ln k)$ intervals of size $O(\sigma)$. By the assumption that $\sigma = \Theta(k^{-1})$, this is small relative to $[0, 1]$.

The next step of the analysis will show that A_t will eventually become concentrated in a single interval of size $o(\sigma)$. The key idea is that each individual interval shrinks with high probability within a constant number of steps. Due to the structure of the subgraphs induced by these intervals, the range of A_t is unlikely to expand by more than a negligible amount. The statement of this lemma is below.

Lemma 1.3. *Define $B_t = \{x : p_{C_t,t}(x) > \frac{1}{n}\}$. Suppose that $B_t \subset I_1 \cup \dots \cup I_i$, where $i = O(\ln k)$, for each j , I_j is an interval of size $|I_j| = o(\sigma \ln k)$, and the distance between any two intervals is at least $2\sigma\sqrt{\ln n}$. In a constant number of steps, with high probability,*

$$B_{t+c} \subset I'_1 \cup I'_2 \cup \dots \cup I'_i$$

where $I'_j \subset I_j \pm o\left(\frac{|I_j|}{(\ln k)^2}\right)$. If $|I_j| = \omega(\sigma)$, then $|I'_j| \leq |I_j| \left(1 - \frac{1}{\ln^5 k}\right)$. If $|I_j| = O(\sigma)$ and $|I_j| = \Omega(\sigma k^{-1/2} \sqrt{\ln k})$, then $|I'_j| \leq |I_j| \left(1 - \frac{1}{\ln k}\right)$.

Up to some small deviations, each interval determined by time step 1 will either disappear, or shrink slightly in place within a constant number of steps. Using this, we will show that the final convergence structure is contained within a single interval of size $O(\sigma k^{-1/2} \sqrt{\ln k})$.

Theorem 1.4. *Let $n = k^{3+\beta}$ for any constant $\beta > 0$, $\sigma = \Theta(\frac{1}{k})$, and A_0 be a uniform random subset of k vertices. At time t , let $B_t = \{x : p_t(x) > \frac{1}{n}\}$ be the set of candidates. Then, WHP, for all $t \geq t^* = O(\ln^5 k)$, the set B_t is contained within a single interval of size at most $\sigma k^{-1/2} \sqrt{\ln k}$.*

This structure is, to within a log factor, the smallest subgraph we can expect A_t to converge to. Within a region of size $O(\sigma k^{-1/2})$, the edge probability is greater than $e^{-1/k}$; hence, the degree of any vertex to A_t will be almost constant in this interval. The probability that a vertex fires remains uniform in the center and drops off toward $\frac{1}{n}$ at the ends of the interval.

2 Analysis of the discrete k -cap process

In Section 2.1, we will introduce a few general results on probability which play key roles in the proof. Then, in Section 2.2, we describe the structure of A_1 given the random initial firing set A_0 . Lastly, in Section 2.3, we investigate the evolution of A_t as t increases, and we prove the main theorem on the convergence of the process, stated in Theorem 1.4.

2.1 Probability Preliminaries

2.1.1 Uniform random variables

The following four lemmas will characterize the degree of concentration of variables chosen uniform at random from the interval $[0, 1]$. Let $U_1 \leq U_2 \leq \dots \leq U_k$ be the order statistics of k points chosen uniformly at random from $[a, b]$. The following two lemmas are derived from [1], who notes that the i th order statistic of a set of k uniform random variables follows the Beta Distribution, and the joint distribution of two order statistics follow a Bivariate Beta Distribution.

Lemma 2.0.1. *For any $i \in \{1, 2, \dots, k\}$, the probability distribution of U_i is*

$$f(u) = \binom{k}{i} i \left(\frac{u-a}{b-a} \right)^{i-1} \left(\frac{b-u}{b-a} \right)^{k-i} \frac{1}{b-a} \quad \forall u \in (a, b)$$

Lemma 2.0.2. *For any $c < k$ and $i \in \{c+1, c+2, \dots, k\}$, the probability distribution of the gap between C order statistics, $U_i - U_{i-c}$, is*

$$f(u) = \binom{k}{c} c \left(\frac{u-a}{b-a} \right)^{c-1} \left(\frac{b-u}{b-a} \right)^{k-c-1} \frac{1}{b-a} \quad \forall u \in (a, b)$$

Lemma 2.0.3. *For any $c \in \{0, 1, \dots, k\}$, the conditional probability distribution of U_1, U_2, \dots, U_{c-1} given U_c is uniform on $[a, U_c]$.*

Proof. For simplicity, let $[a, b] = [0, 1]$. The sample density of U_1, U_2, \dots, U_k is

$$f_{1,\dots,k}(u_1, \dots, u_k) = \begin{cases} k! & \text{if } u_1 < \dots < u_k \\ 0 & \text{otherwise} \end{cases}$$

By 2.0.1, the sample density of U_c is

$$f_c(u) = \binom{k}{c} c u^{c-1} (1-u)^{k-c} \quad \forall u \in (0, 1)$$

Therefore, the conditional density is

$$f_{1,\dots,c-1,c+1,\dots,k|c}(u_1, \dots, u_k | u_c) = \begin{cases} \frac{(c-1)!(k-c)!}{u_c^{c-1}(1-u_c)^{k-c}} & \text{if } u_1 < \dots < u_k \\ 0 & \text{otherwise} \end{cases}$$

So, the marginal distribution on $1, \dots, c-1$ is:

$$\begin{aligned} f_{1,\dots,c-1|c}(u_1, \dots, u_{c-1} | u_c) &= \int \dots \int f_{1,\dots,c-1,c+1,\dots,k|c}(u_1, \dots, u_k | u_c) du_k \dots du_{c+2} du_{c+1} \\ &= \int_{u_c}^1 \int_{u_{c+1}}^1 \dots \int_{u_{k-1}}^1 \frac{(c-1)!(k-c)!}{u_c^{c-1}(1-u_c)^{k-c}} du_k \dots du_{c+2} du_{c+1} \\ &= \frac{(c-1)!(k-c)!}{u_c^{c-1}(1-u_c)^{k-c}} \int_{u_c}^1 \int_{u_{c+1}}^1 \dots \int_{u_{k-1}}^1 1 du_k \dots du_{c+2} du_{c+1} \end{aligned}$$

This integral can be shown by induction to evaluate to $\frac{(1-u_c)^{k-c}}{(k-c)!}$. For the base case, $\int_{u_{k-1}}^1 1 du_k = 1 - u_{k-1}$.

Suppose that for some $t < c$, $\int_{u_t}^1 \dots \int_{u_{k-1}}^1 1 du_k \dots du_{t+1} = \frac{(1-u_t)^{k-t}}{(k-t)!}$. Then,

$$\int_{u_{t-1}}^1 \int_{u_t}^1 \dots \int_{u_{k-1}}^1 1 du_k \dots du_{t+1} du_t = \int_{u_{t-1}}^1 \frac{(1-u_t)^{k-t}}{(k-t)!} du_t = \frac{(1-u_{k-t+1})^{k-t+1}}{(k-t+1)!}$$

Hence, by induction,

$$f_{1,\dots,c-1|c}(u_1, \dots, u_{c-1} | u_c) = \begin{cases} \frac{(c-1)!}{u_c^{c-1}} & \text{if } u_1 < \dots < u_c \\ 0 & \text{otherwise} \end{cases}$$

This is identical to the joint distribution of u_1, \dots, u_{c-1} , where each u_i is uniformly distributed on $[0, u_c]$. \square

Corollary 2.0.3.1. *For any $c \in \{0, 1, \dots, k\}$, the conditional probability distribution of $U_{C+1}, U_{C+2}, \dots, U_k$ given U_c is uniform on $[U_c, b]$.*

Lemma 2.0.4. For any integer $C < k$, $i \in C + 1, C + 2, \dots, k$, and constant $\alpha \in (0, 1]$, the value u that fulfills the following equation:

$$\mathbb{P}(U_i - U_{i-c} < u) = \frac{C}{k^\alpha}$$

can be bounded by:

$$u \in \left(e^{-1}, \frac{3e}{2}\right) \frac{C}{k^{1+\frac{\alpha}{C}}}$$

Proof. Fix $u \in [0, 1]$. By 2.0.2, the probability that $U_i - U_{i-c}$ is less than u is:

$$\mathbb{P}(U_i - U_{i-c} < u) = \int_0^u \binom{k}{C} C x^{C-1} (1-x)^{k-C-1} dx \quad (1)$$

Lower bound. Let $f(x) = x^{C-1}(1-x)^{k-C-1}$. $f'(x) = (C-1)x^{C-2}(1-x)^{k-C-1} - (k-C+1)x^{C-1}(1-x)^{k-C-2}$. Setting $f'(x) = 0$, $(C-1)(1-x) = (k-C+1)x$, so the only local maximum occurs at $x = \frac{C-1}{k}$. Thus, $f(x)$ is increasing on $[0, \frac{C-1}{k}]$. Assuming $u \leq \frac{C-1}{k}$, we can bound the integral from above:

$$\begin{aligned} \int_0^u \binom{k}{C} C x^{C-1} (1-x)^{k-C-1} dx &\leq u \binom{k}{C} C u^{C-1} (1-u)^{k-C-1} \\ &= \binom{k}{C} C u^C (1-u)^{k-C-1} \\ &\leq \left(\frac{ke}{C}\right)^C C u^C \end{aligned}$$

Solving for u :

$$\begin{aligned} \left(\frac{ke}{C}\right)^C C u^C &= \frac{C}{k^\alpha} \\ u^C &= \left(\frac{C}{ke}\right)^C \frac{1}{k^\alpha} \\ u &= \frac{C}{k^{1+\alpha/C} e} \end{aligned}$$

Hence, $u \geq \frac{C}{k^{1+\alpha/C} e}$.

Upper Bound. Let $f(x) = x^{C-1}(1-x)^{k-C-1}$. Let δ be the value such that $f(u-\delta) = \frac{1}{2}f(u)$. Using this value, and the fact that f is monotonically increasing on the relevant range, we can bound $\int_0^u f(x) dx \geq \frac{1}{2}\delta f(u)$.

$$\begin{aligned}
\binom{k}{C} C(u - \delta)^{C-1} (1 - u + \delta)^{k-C-1} &= \frac{1}{2} \binom{k}{C} C u^{C-1} (1 - u)^{k-C-1} \\
\left(1 - \frac{\delta}{u}\right)^{C-1} \left(1 + \frac{\delta}{1-u}\right)^{k-C-1} &= \frac{1}{2} \\
\exp\left(\frac{-\delta(C-1)}{u}\right) \exp\left(\frac{\delta(k-C-1)}{1-u}\right) &\geq \frac{1}{2} \\
\delta \left(\frac{C-1}{u} - \frac{k-C-1}{1-u}\right) &\leq \ln 2 \\
\delta &\leq \ln 2 \frac{u(1-u)}{C - ku + u}
\end{aligned}$$

Simplifying

$$\begin{aligned}
\frac{1}{2} \delta f(u) &= \frac{\ln 2}{2} \frac{u(1-u)}{C - ku + u} \binom{k}{C} C u^{C-1} (1-u)^{k-C-1} \\
&\geq \frac{\ln 2}{2} \frac{C}{C - ku + u} \left(\frac{k}{C}\right)^C u^C (1-u)^{k-C}
\end{aligned}$$

Using the inequality $1 - x \geq \exp\left(\frac{-x}{1-x}\right)$, and noting that $\frac{C}{C - ku + u} > 1$:

$$\frac{1}{2} \delta f(u) > \frac{\ln 2}{2} \left(\frac{k}{C}\right)^C u^C \exp\left(\frac{-u(k-C)}{1-u}\right)$$

Solving for u :

$$\frac{\ln 2}{2} \left(\frac{k}{C}\right)^C u^C \exp\left(\frac{-u(k-C)}{1-u}\right) = \frac{C}{k^\alpha} \quad (2)$$

$$\left(\frac{\ln 2}{2}\right)^{1/C} \frac{ku}{C} \exp\left(\frac{-u(k-C)}{(1-u)C}\right) = \frac{C^{1/C}}{k^{\alpha/C}} \quad (3)$$

$$u \exp\left(\frac{-u(k-C)}{(1-u)C}\right) = \frac{C^{1+1/C}}{k^{1+\alpha/C}} \left(\frac{2}{\ln 2}\right)^{1/C} \quad (4)$$

The exponent on the left can be bounded. By assumption, $0 < u < \frac{C}{k}$. Thus, $\frac{u(k-C)}{(1-u)C} = \frac{u}{C} \cdot \frac{k-C}{1-u} \leq \frac{1}{k} \frac{k-C}{1-C/k} = 1$

Therefore, $\exp\left(\frac{-u(k-C)}{(1-u)C}\right) \geq e^{-1}$. Substituting this into 4, $u \leq \frac{eC^{1+1/C}}{k^{1+\alpha/C}} \left(\frac{2}{\ln 2}\right)^{1/C}$. Note that $C^{1/C} \leq e^{1/e} < \frac{3}{2}$, and $\left(\frac{2}{\ln 2}\right)^{1/C} \approx 1$. Therefore, u can be bounded above by

$$u \leq \frac{3eC}{2k^{1+\alpha/C}}$$

□

2.1.2 Concentration Bounds for Sums of Independent Indicators

The following lemmas relate the expected value of $F_t(x)$ to the probability that x is chosen in A_{t+1} , and will be useful to the proof below.

Lemma 2.0.5 (Chernoff Bound). *Let $X = \sum_{i=1}^k I_i$ be the sum of k independent indicators. For any $\epsilon > 0$,*

$$\mathbb{P}(X > (1 + \epsilon)\mathbb{E}X) \leq \exp\left(\frac{-\epsilon^2\mathbb{E}X}{2 + \epsilon}\right)$$

Lemma 2.0.6. *Let $X = \sum_{i=1}^k I_i$ be the sum of k independent indicators with probabilities $\mathbb{P}(I_i) = p_i \in (0, 1)$. Let $\mu = \mathbb{E}X$, and let t_1, t_2 be integer values such that $t_1 \geq \lceil \mu \rceil$ and $t_2 > t_1$. Then,*

$$\frac{\mathbb{P}(X \geq t_1)}{\mathbb{P}(X \geq t_2)} > \exp\left(\frac{(t_2 - \lceil \mu \rceil)^2 - (t_1 - \lfloor \mu \rfloor)^2}{2t_2}\right) > \exp\left(\frac{(t_2 - t_1)^2}{t_2}\right)$$

Proof. Duembgen et al [10] gives a bound on the ratio of two consecutive probabilities. For any c with $\mathbb{P}(X = c - 1) > 0$,

$$\frac{\mathbb{P}(X = c + 1)}{\mathbb{P}(X = c)} < \frac{c}{c + 1} \frac{\mathbb{P}(X = c)}{\mathbb{P}(X = c - 1)} \quad (5)$$

The mode of X is either at $\lfloor \mu \rfloor$, $\lceil \mu \rceil$, or is equally attained at both [9]. The probability increases monotonically from $X = 0$ up to the mode(s) and then decreases monotonically up to $X = k$.

So, we have for any integer $m > \mu$:

$$\frac{\mathbb{P}(X = m + 1)}{\mathbb{P}(X = m)} < 1 \quad (6)$$

Using Equation 5 and 6, for any integer $s \geq \lceil \mu \rceil$

$$\frac{\mathbb{P}(X = s + 1)}{\mathbb{P}(X = s)} < \frac{s}{s + 1} \frac{\mathbb{P}(X = s)}{\mathbb{P}(X = s - 1)} < \dots < \frac{\lceil \mu \rceil + 1}{s + 1} \frac{\mathbb{P}(X = \lceil \mu \rceil + 1)}{\mathbb{P}(X = \lceil \mu \rceil)} < \frac{\lceil \mu \rceil + 1}{s + 1}$$

We can rewrite the ratio of $\mathbb{P}(X = t_2)$ and $\mathbb{P}(X = t_1)$ as the product of ratios with a difference of 1:

$$\frac{\mathbb{P}(X = t_2)}{\mathbb{P}(X = t_1)} = \frac{\mathbb{P}(X = t_2)}{\mathbb{P}(X = t_2 - 1)} \frac{\mathbb{P}(X = t_2 - 1)}{\mathbb{P}(X = t_2 - 2)} \dots \frac{\mathbb{P}(X = t_1 + 1)}{\mathbb{P}(X = t_1)}$$

Substituting the bound above:

$$\frac{\mathbb{P}(X = t_2)}{\mathbb{P}(X = t_1)} < \frac{(\lceil \mu \rceil + 1)^{(t_2 - t_1)}}{t_2(t_2 - 1)(t_2 - 2) \dots (t_1 + 1)} = \prod_{s=t_1+1}^{t_2} \left(1 - \frac{s - \lceil \mu \rceil - 1}{s}\right)$$

Using the approximation $1 - x \leq e^{-x}$, this is at most:

$$\leq \exp\left(-\sum_{s=t_1+1}^{t_2} \frac{s - \lceil \mu \rceil - 1}{s}\right) \leq \exp\left(-\frac{\sum_{s=t_1+1}^{t_2} (s - \lceil \mu \rceil - 1)}{t_2}\right)$$

Expanding the sum in the numerator:

$$\begin{aligned}
&= \exp \left(-\frac{\sum_{s=0}^{t_2-\lceil\mu\rceil-1} s - \sum_{s=0}^{t_1-\lceil\mu\rceil-1} s}{t_2} \right) = \exp \left(-\frac{(t_2 - \lceil\mu\rceil - 1)(t_2 - \lceil\mu\rceil) - (t_1 - \lceil\mu\rceil - 1)(t_1 - \lceil\mu\rceil)}{2t_2} \right) \\
&\leq \exp \left(-\frac{(t_2 - \lceil\mu\rceil)^2 - (t_1 - \lfloor\mu\rfloor)^2}{2t_2} \right) \leq \exp \left(-\frac{(t_2 - \lceil\mu\rceil)^2 - (t_1 - \lfloor\mu\rfloor)^2}{2t_2} \right)
\end{aligned}$$

This ratio decreases as t_1 increases and $t_2 - t_1$ remains constant. This means that, for any $i > t_2$, we have $\mathbb{P}(X = i) < \exp \left(-\frac{(t_2 - \lceil\mu\rceil)^2 - (t_1 - \lfloor\mu\rfloor)^2}{2t_2} \right) \mathbb{P}(X = i - (t_2 - t_1))$

$$\begin{aligned}
\mathbb{P}(X \geq t_2) &= \sum_{i=\mu+t_2\sqrt{\mu}}^k \mathbb{P}(X = i) \\
&< \sum_{i=\mu+t_2\sqrt{\mu}}^k \exp \left(-\frac{(t_2 - \lceil\mu\rceil)^2 - (t_1 - \lfloor\mu\rfloor)^2}{2t_2} \right) \mathbb{P}(X = i - (t_2 - t_1)) \\
&\leq \exp \left(-\frac{(t_2 - \lceil\mu\rceil)^2 - (t_1 - \lfloor\mu\rfloor)^2}{2t_2} \right) \mathbb{P}(X \geq t_1)
\end{aligned}$$

Expanding $(t_2 - \lceil\mu\rceil)^2 - (t_1 - \lfloor\mu\rfloor)^2$, we get $t_2^2 - t_1^2 - 2\lceil\mu\rceil(t_2 - t_1) = (t_2 - t_1)(t_2 + t_1 - 2\lceil\mu\rceil)$. Since $t_2 > t_1 \geq \lceil\mu\rceil$ by assumption, this exceeds $2(t_2 - t_1)^2$. \square

2.2 Characterization of A_1

Although A_0 is chosen uniformly, there will be a subset of points which by coincidence, have a higher concentration than average. Now, we will show that the concentration exhibited by chance in A_0 will, with high probability, cause A_1 to be concentrated in few intervals.

To characterize the function $F_0(x)$, the following two lemmas will describe p_0 and C_0 . Let $A_0 = \{a_1, \dots, a_k\}$, where $a_1 < a_2 < \dots < a_k$. Define $a_{1:x}, a_{2:x}, \dots, a_{k:x}$ be the set A_0 ordered by distance to some $x \in [0, 1]$; i.e., $|a_{1:x} - x| \leq |a_{2:x} - x| \leq \dots \leq |a_{k:x} - x|$.

Lemma 2.1. *Suppose $|a_{C_0:x} - x| = \frac{C_0}{k^{1+\alpha/C_0}}$. Then, the probability that $F(x) \geq C_0$ is bounded by:*

$$\exp \left(-\frac{C_0^3}{2(k\sigma)^2 k^{2\alpha/C_0}} \right) \leq p_{C_0,0}(x) \leq \exp \left(C_0 + \frac{\Theta(1) \ln k}{\ln \ln k} - \Theta(1) \frac{C_0^3}{(k\sigma)^2 k^{2\alpha/C_0}} \right)$$

Lemma 2.2. *Let $C_0 \in \mathbb{Z}^+$ be the smallest integer such that $\{x | F_0(x) > C_0\} < k$. Let $n = \Theta(k^{3+\beta})$ for some $\beta > 0$. For k sufficiently large, C_0 can be bounded as a function of k and β :*

$$\frac{\ln k}{\ln \ln k} \leq C_0 < \frac{b_k \ln k}{\ln \ln k}$$

As $k \rightarrow \infty$, $b_k \rightarrow 1$.

Now, we will prove the main theorem which characterizes the set A_1 .

Proof of Theorem 1.2. As shown in Lemma 2.2, $C_0 \geq \frac{\ln k}{\ln \ln k}$. Suppose $a_{C_0:x} = \frac{C_0}{k^{1+\alpha/C}}$. Then, applying the upper bound in Lemma 2.1,

$$p_{C_0,0}(x) \leq \exp \left(\frac{\Theta(1) \ln k}{\ln \ln k} - \frac{\Theta(1)(\ln k)^{3-2\alpha}}{(\ln \ln k)^3} \right)$$

If $\alpha < 1$, this probability approaches 0 faster than $n^{-1} = k^{-3-\beta}$.

By 2.0.4, for a given $i \in \{1, 2, \dots, k - C\}$ and a width $d = \Theta(\frac{C}{k^{1+1/C}}) = \frac{\Theta(1)}{k \ln \ln k}$, the probability that $a_{i+C} - a_i < d$ is approximately $\frac{C}{k}$. If $j > i + C$, then $a_{i+C} - a_i$ and $a_{j+C} - a_j$ are independent. There are $\frac{k}{C}$ such independent trials, so a constant number of these will have width d .

Thus, the total number of indices a_i with $a_{i+C} - a_i = O(\frac{1}{k \ln \ln k})$ is $\Theta(C) = \frac{\Theta(\ln k)}{\ln \ln k}$. If $a_{C:x} = \frac{\Theta(\sigma)}{\ln \ln k}$, then x must fall within $\frac{\Theta(\sigma)}{\ln \ln k}$ of one such point a_i (Since by definition there are C points of A_0 within $x \pm |x - a_{C:x}|$). This implies that with high probability, A_1 is supported on $O(\frac{\ln k}{\ln \ln k})$ intervals of size $O(\frac{\sigma}{\ln \ln k})$. \square

2.3 Convergence of A_t

In this section, we will prove the main Lemma 1.3, which will lead to the proof of Theorem 1.4. In Theorem 1.2, we have proved that $A_1 \subset B_1$ can be covered by $O(\frac{\ln k}{\ln \ln k})$ intervals of size $O(\frac{\sigma}{\ln \ln k})$. The result says nothing about the position of the intervals or the separation between them; some subset of the intervals could be contiguous. Here we prove that with high probability, each separated interval shrinks to a size of $O(\sigma k^{-1/2} \sqrt{\ln k})$.

The following lemmas will be used to bound C_t at each time step. Using this, we can get precise bounds on $\mathbb{P}(F_t(x) > C_t)$.

Define $E[x] = \mathbb{E}F_t(x) = \sum_{z \in A_t} g(x, z)$, and $V[x]^2 = \text{Var } F_t(x) = \sum_{z \in A_t} g(x, z)(1 - g(x, z))$.

Lemma 2.2.1. *For any x ,*

$$\left| \frac{d}{dx} E[x] \right| < \frac{k}{\sigma} e^{-1/2}$$

.

$$\left| \frac{d}{dx} V[x]^2 \right| < \frac{\sqrt{2}k}{\sigma} e^{-1/2}$$

Lemma 2.2.2. *At any step t , with high probability:*

$$C_t \geq \max_x \left[E[x] + V[x] \left(\min \left(\sqrt{\beta \ln k}, \sqrt{2 \ln V[x]} \right) - 1 \right) \right]$$

Lemma 2.2.3. *Let $y \in I_j$, and $\hat{k} = |I_j \cap A_t|$. If there exists an $x \in I_j$ such that $\mathbb{E}F_t(x) > \mathbb{E}F_t(y) + \omega(\sqrt{(\hat{k} - \mathbb{E}F_t(y)) \ln k})$, then $\mathbb{P}(F_t(y) > C_t) < \frac{1}{n}$*

Proof. By 2.2.2, $C_t \geq \mathbb{E}F_t(x)$ for all x .

Let $X = \hat{k} - F_t(y)$. By Lemma 2.0.5, $\mathbb{P}(X < (1 - \epsilon)\mathbb{E}X) < \exp(-O(1)\epsilon^2\mathbb{E}X)$.

Thus, setting $\epsilon = \frac{\sqrt{\omega(\mathbb{E}X) \ln k}}{\mathbb{E}X}$, we have

$$\mathbb{P}(F_t(x) > C) = \mathbb{P}(F_t(x) > \mathbb{E}F_t(y) + \omega(\sqrt{(\hat{k} - \mathbb{E}F_t(x)) \ln k}) < \exp(-\omega(1) \ln k) < \frac{1}{n}$$

□

For this proof to be viable, we will need to show that $F_t(x)$ is the sum of independent indicators. By definition of the graph structure, each edge $e_{x,y}$ is drawn independently. However, we will also need to show that, for each $y \in A_t$, its edges e_{yx} have not been used in previous computations. This follows from the following lemma.

Lemma 2.2.4. *Suppose $t = O(\ln^3 k)$. Then, with probability at least $1 - \frac{1}{k^{1/2}}$*

$$A_0 \cap A_1 \cap \dots \cap A_t = \emptyset$$

Proof. Suppose that at time s , $A_0 \cap A_1 \cap \dots \cap A_s = \emptyset$.

Therefore, at time s , the edges $\{e_{yx} : y \in A_s\}$ have not yet been examined in any random variable computed thus far.

For any $x \in A_0 \cup A_1 \cup \dots \cup A_s$. There are $\sigma k^{-1/2}n = \Theta(k^{1.5+\beta})$ points within $O(\sigma k^{-1/2})$ of y . By 2.2.1, for all $z \in x \pm \sigma k^{-1/2}$, $\mathbb{E}F_t(z) > \mathbb{E}F_t(x) - (ek)^{-1/2}$. Therefore, there are $\Omega(k^{1.5+\beta})$ points which have not been in $A_0 \cap A_1 \cap \dots \cap A_s$ which have the same probability of being chosen as x (within a constant factor). Thus, the probability that any given x is chosen is $p_s(x) < k^{-1.5-\beta}$. There are sk points in $A_0 \cap A_1 \cap \dots \cap A_s$, so the probability that any given $y \in A_0 \cap A_1 \cap \dots \cap A_s$ is in A_{t+1} is at most $sk * k^{-1.5-\beta} = O(k^{-0.5-\beta/2})$. Therefore, the probability that $A_0 \cap A_1 \cap \dots \cap A_s \cap A_{s+1} = \emptyset$ is at least $1 - \frac{1}{k^{0.5+\beta/2}}$.

The probability that this holds for all $s < t$ is $(1 - \frac{1}{k^{0.5+\beta/2}})^t \approx 1 - \frac{t}{k^{0.5+\beta/2}}$. Since t is polylog(k), this is at least $1 - \frac{t}{k^{0.5}}$.

□

Next, we will split B_t into $O(\ln k)$ sufficiently separated intervals. Define $B_t \subset I_1 \cup I_2 \cup \dots \cup I_i$, where each I_j is an interval of size $O(\sigma \ln k)$, and all pairs I_a, I_b are separated by a gap of at least $2\sigma\sqrt{\ln n}$. In this case, if $x \in I_a$ and $y \in I_b$, $g(x, y) < \exp\left(-\frac{4\sigma^2 \ln n}{2\sigma^2}\right) = n^{-2}$. Therefore, with high probability, the subgraphs defined by I_a and I_b are independent; this means that all $x \in B_t$ will not receive input from outside its interval.

By assumption, $|I| = O(\sigma \ln k)$. Divide I into sub-segments $I^{(1)}, \dots, I^{(m)}$ of size $l\sigma$. ($l = O(1)$, and $m = \Omega(\ln k)$) These terms are illustrated in Figure 2. Also define the random variables n_1, \dots, n_m , where $n_j = |I^{(j)} \cap A_t|$.

The following lemma implies that any such I cannot 'expand' by more than $\frac{\sigma}{k^{1/5}}$ from one time step to another. It also provides a condition where the interval can shrink.

Lemma 2.2.5. *For simplicity, define $I = [0, m\sigma]$. For any $l = \omega(\hat{k}^{-1/5})$ and $m = \Omega(\ln k)$, the following holds.*

$$\text{If } \mathbb{E}n_1 = \sum_{y \in [0, l\sigma]} p_t(y) = o\left(\frac{C_t}{\ln k}\right), \text{ then with high probability, } |A_{t+1} \cap [0, l\sigma - \frac{l\sigma}{\ln k}]| = 0.$$

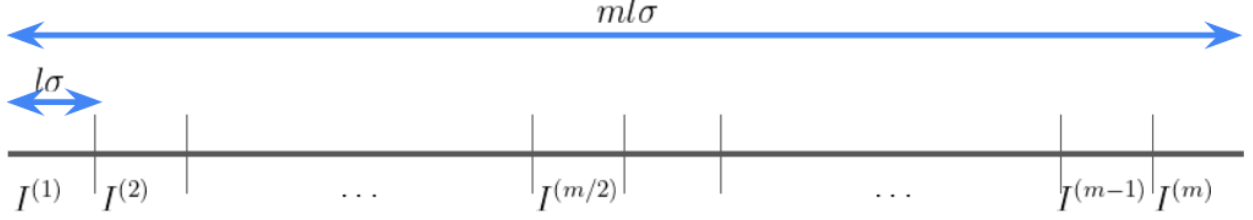


Figure 2: The division of the interval I into m subintervals of size $l\sigma$

Now, we are ready to prove Lemma 1.3. This lemma will show that each interval shrinks with constant probability at each step.

This proof will be split into two sections. First, we will consider the case that $|I| = O(\sigma)$. The edge probability $g(x, y)$ is constant if $|x - y| = O(\sigma)$. This implies that points in $I^{(m)}$ contribute significant mass to points in $I^{(1)}$, and vice versa. We can use this fact to argue that points closer to the center of the interval receive a higher input than the points near the edges. Thus, we can make use of Lemma 2.2.3 and Lemma 2.2.5 to show that the outer end of the interval is eliminated.

Then, we will use an alternate technique to show that intervals of size $I = \omega(\sigma)$ will also shrink. Suppose the interval $I = [0, ml\sigma]$; our goal is to show that either $[0, l\sigma]$ or $[(m-1)l\sigma, ml\sigma]$ is eliminated. To use Lemma 2.2.3, we will have to argue that there is a significant difference in expected value between these two cases. The “problematic” case for this argument occurs when $\max_{x \in [0, l\sigma]} \mathbb{E}F(x; A_t)$ is close to $\max_{y \in [(m-1)l\sigma, ml\sigma]} \mathbb{E}F(y; A_t)$. However, we will show that even in such a case, random deviations in the assignments of A_{t+1} will lead to a significant imbalance between the two sides of I .

Proof of Lemma 1.3. Fix one I and define $I = [0, ml\sigma]$. Define sub-intervals $I^{(i)} = [(i-1)l\sigma, il\sigma]$. The definitions are illustrated in Figure 2.

Case $|I| = O(\sigma)$: Define $m = \ln k$.

Let $x \in I^{(1)}$ and $z \in I^{(m)}$. We will show that there exists a point in $[l\sigma, (m-1)l\sigma]$ whose expected input exceeds either $\mathbb{E}F_t(x)$ or $\mathbb{E}F_t(z)$ by a significant amount.

Let $y = x + l\sigma$. First, we compare $\mathbb{E}F_t(y)$ to $\mathbb{E}F_t(x)$:

$$\begin{aligned}
\mathbb{E}F_t(y) &= \sum_{z \in A_t} g(y, z) \\
&= \sum_{z \in A_t, z \leq y} g(y, z) + \sum_{z \in A_t, z \geq y} g(y, z) \\
&\geq \sum_{z \in A_t, z \leq y} g(y, z) \exp\left(-\frac{l^2 + 2l\frac{|x-z|}{\sigma}}{2}\right) + \sum_{z \in A_t, z \geq y} g(y, z) \exp\left(\frac{-l^2 + 2l\frac{|x-z|}{\sigma}}{2}\right) \\
&\geq \sum_{z \in A_t \cap [0, y]} g(x, z) e^{-\frac{3l^2}{2}} + \sum_{z \in A_t \cap [y, \frac{ml\sigma}{2}]} g(x, z) + \sum_{z \in A_t \cap [\frac{ml\sigma}{2}, ml\sigma]} g(x, z) e^{\frac{(m-O(1))l^2}{2}}
\end{aligned}$$

Substituting $e^x \geq 1 + x$

$$\begin{aligned} &\geq \sum_{z \in A_t} g(x, z) - \sum_{z \in A_t \cap [0, y]} g(x, z) \left(\frac{3l^2}{2} \right) + \sum_{z \in A_t \cap \left[\frac{ml\sigma}{2}, ml\sigma \right]} g(x, z) \frac{(m - O(1))l^2}{2} \\ &\geq \mathbb{E}F_t(x) - \frac{3l^2}{2} \mathbb{E}F_t(x \mid A_t \cap [0, y]) + \frac{(m - O(1))l^2}{2} \mathbb{E}F_t\left(x \mid A_t \cap \left[\frac{ml\sigma}{2}, ml\sigma \right]\right) \end{aligned}$$

Let $\hat{k} = |I \cap A_t|$ be the total number of points from the cap in I .

If $|A_t \cap \left[\frac{ml\sigma}{2}, ml\sigma \right]| = \Theta(\hat{k})$, we have

$$\begin{aligned} \mathbb{E}F_t(y) &\geq \mathbb{E}F_t(x) - \Theta(\hat{k}l^2) + \Theta(\hat{k}ml^2) \exp\left(-\frac{(ml)^2}{2}\right) \\ &= \mathbb{E}F_t(x) + \Theta(\hat{k}l^2) \left[m \exp\left(-\frac{(ml)^2}{2}\right) - O(1) \right] \\ &= \mathbb{E}F_t(x) + \Theta(\hat{k}l^2m) \end{aligned}$$

For $l = \Omega\left(\sqrt{\frac{k}{\ln k}}\right)$ and $l = O\left(\frac{1}{m}\right)$, this deviation exceeds $ml\sqrt{k \ln k}$. By 2.2.3, $p_t(x) < \frac{1}{n}$.

If $|A_t \cap \left[\frac{ml\sigma}{2}, ml\sigma \right]| = o(\hat{k})$, we can show that $\mathbb{E}F_t\left(\frac{ml\sigma}{2}\right)$ exceeds $\mathbb{E}F_t(z)$ by $ml\sqrt{k \ln k}$ for all $z \in I^{(m)}$. In this case, $|A_t \cap [0, \frac{ml\sigma}{2}]| = \hat{k} - |A_t \cap \left[\frac{ml\sigma}{2}, ml\sigma \right]| = \hat{k}(1 - o(1))$. So, it follows that for any $z \in I^{(m)}$,

$$\mathbb{E}F_t(z) < \mathbb{E}F_t\left(\frac{ml\sigma}{2}\right) - O(m^2l^2)\hat{k}$$

For $l = \Omega\left(\sqrt{\frac{k}{\ln k}}\right)$, this deviation is $\Omega(ml\sqrt{k \ln k})$. Again, by 2.2.3, $p_t(z) < \frac{1}{n}$.

Therefore, with high probability, either $I^{(1)}$ or $I^{(m)}$ is eliminated at each step.

Case $|I| = \omega(\sigma)$: For the case of $|I| = \omega(\sigma)$, it may be the case that $y \in I^{(m)}$ and $x \in I^{(1)}$ both have high expected input; here, we will need to make an alternative argument. We will show that even if the maximum expected input to $I^{(1)}$ and $I^{(m)}$ are close at time t , random deviations will cause one side to 'win' over the other.

For this section, we will redefine $m = \ln^5 k$. Since we have previously assumed that at step $t \geq 1$, $|I| = ml\sigma = O(\sigma \ln k)$, we can bound $l = O\left(\frac{1}{\ln^4 k}\right)$.

Splitting the assignment of A_t Consider an equivalent method of assigning the points A_t . Recall that $n_i = |A_t \cap I^{(i)}|$ is the number of points in the cap within the interval $I^{(i)}$ at time t . As defined above, $n_1 + n_m = |(I^{(1)} \cup I^{(m)}) \cap A_t|$ is a random variable representing the number of elements of A_t belonging to the first or last sub-interval. Pick $n_1 + n_m = j$ from its distribution. Then sample $k - j$ points from $[0, 1] \setminus (I^{(1)} \cup I^{(m)})$, and j points from $(I^{(1)} \cup I^{(m)})$ according to the probability distribution defined by $p_t(x)$.

We will use this method to couple the possible assignments of A_t . Given an assignment, sample the value of n_1 (the size of $A_t \cap I^{(1)}$). We can show that n_1 can vary by a significant amount using the following claim, which follows from the central limit theorem.

Claim 2.2.1. *If $\mathbb{E}n_1 = \Omega\left(\frac{k}{\ln^2 k}\right)$ and $= o(k)$, then there exists a constant $\alpha > 0$ such that*

$$\mathbb{P}\left(n_1 \geq \mathbb{E}n_1 + \alpha\sqrt{\mathbb{E}n_1}\right) \geq \frac{1}{2}\mathbb{P}(n_1 \leq \mathbb{E}n_1) = \Theta(1)$$

Since $\mathbb{E}n_1 > \frac{C_t}{\ln k}$ by Lemma 2.2.5, and following from Claim 2.2.1, n_1 can vary by up to $\Theta\left(\sqrt{\frac{C_t}{\ln k}}\right) = \Theta(\sqrt{j})$ with constant probability. Given the value of n_1 and $n_m = j - n_1$, randomly remove points from $I^{(1)} \cap A_t$ and add points to $I^{(m)} \cap A_t$ (or vice-versa), to create a random set A_t subject to the values n_1 and n_m which were chosen.

Consider two alternative assignments of A_t ;

1. $A_t = A \cup S_1$, where $S_1 \subset I^{(1)}$, $|S_1| = \alpha\sqrt{j}$
2. $A_t = A \cup S_m$ where $S_m \subset I^{(m)}$, $|S_m| = \alpha\sqrt{j}$

Intuitively, these two assignments are the same up until the last step, where scenario (2) is derived from scenario (1) by removing points from $I^{(m)}$ and adding them to $I^{(1)}$ (or vice-versa). By the analysis above, the difference in the probabilities of these two assignments is at most constant.

Now, given these two alternative scenarios, we will analyze the difference in $F_t(x)$ between them. In scenario 1, $F^1(x) = F(x; A) + F(x; S_1) = \sum_{y \in A} e_{y,x} + \sum_{z \in S_1} e_{z,x}$. In scenario 2, $F^2(x) = F(x; A) + F(x; S_m) = \sum_{y \in A} e_{y,x} + \sum_{z \in S_m} e_{z,x}$. Note that each variable $e_{y,x}$ is independent of the others, thus, $F(x; A)$ is the same random variable between the two scenarios.

If $x \in A_{t+1}$, then $F(x; A_t) > C_t$. C_t is dependent on the elements of A_t , so the threshold is not the same random variable between the two scenarios. Call the two thresholds C_1 and C_2 (the time step t is dropped for clarity).

If two expected value of the inputs to two points have enough difference between each other, then it will be impossible for the smaller point to make it into the top k . This follows from Lemma 2.2.3. Therefore, it is sufficient to show that with constant probability, A_{t+1}^1 and A_{t+1}^2 will be chosen such that the following holds:

$$\left| \max_{x \in I^{(1)}} \mathbb{E}F(x; A_{t+1}^1) - \max_{y \in I^{(m)}} \mathbb{E}F(y; A_{t+1}^1) \right| + \left| \max_{x \in I^{(1)}} \mathbb{E}F(x; A_{t+1}^2) - \max_{y \in I^{(m)}} \mathbb{E}F(y; A_{t+1}^2) \right| = \Omega\left(\sqrt{k \ln k}\right)$$

Define the following variables:

- $x_1^* = \operatorname{argmax}_{x \in I^{(1)}} \mathbb{E}F(x; A_{t+1}^1)$
- $x_2^* = \operatorname{argmax}_{x \in I^{(1)}} \mathbb{E}F(x; A_{t+1}^2)$
- $y_1^* = \operatorname{argmax}_{y \in I^{(m)}} \mathbb{E}F(y; A_{t+1}^1)$
- $y_2^* = \operatorname{argmax}_{y \in I^{(m)}} \mathbb{E}F(y; A_{t+1}^2)$

So, the quantity we are trying to demonstrate is:

$$\left| \mathbb{E}F(x_1^*; A_{t+1}^1) - \mathbb{E}F(y_1^*; A_{t+1}^1) \right| + \left| \mathbb{E}F(x_2^*; A_{t+1}^2) - \mathbb{E}F(y_2^*; A_{t+1}^2) \right|$$

Using the definition above:

$$= \left| \sum_z (g(x_1^*, z) - g(y_1^*, z)) p_t^1(z) \right| + \left| \sum_z (g(x_2^*, z) - g(y_2^*, z)) p_t^2(z) \right|$$

Where $p^1(z) = \mathbb{P}(F_t^1(z) > C_1)$ and $p^2(z) = \mathbb{P}(F_t^2(z) > C_2)$. Note that C_2 and C_1 may not be the same (the threshold may change between the two scenarios). Let $\Delta C = C_2 - C_1$. Without loss of generality, assume $\Delta C \geq 0$ (otherwise, we can construct a symmetric proof by reflecting I about its central axis).

Lemma 2.0.6 bounds the difference between $p_t^1(z)$ and $p_t^2(z)$. This leads to the following claim, which will be used throughout the proof.

Claim 2.2.2. *If $p_t^1(z) > p_t^2(z)$,*

$$p_t^2(z) < \exp\left(-\frac{[\Delta C + F(z; S_1) - F(z; S_m)]^2}{C_2}\right) p_t^1(z)$$

Bounding the difference in expected value. Suppose that $|\mathbb{E}F(x_1^*; A_{t+1}^1) - \mathbb{E}F(y_1^*; A_{t+1}^1)| = O(\sqrt{\hat{k} \ln k})$. Given this, we will attempt to show that $|\mathbb{E}F(x_2^*; A_{t+1}^2) - \mathbb{E}F(y_2^*; A_{t+1}^2)| = \omega(\sqrt{\hat{k} \ln k})$. This term can be rewritten as:

$$\sum_{z \in I} (g(x_2^*, z) - g(y_2^*, z)) p_t^2(z) \tag{7}$$

$$= \sum_{z \in I} [g(x_1^*, z) - g(y_1^*, z)] p_t^2(z) + [g(z, x_2^*) - g(z, x_1^*)] p_t^2(z) - [g(z, y_2^*) - g(z, y_1^*)] p_t^2(z) \tag{8}$$

The sum is split into three parts, each of which will be bounded individually.

$\sum_{z \in I} [g(z, y_2^*) - g(z, y_1^*)] p_t^2(z) \geq 0$ since y_2^* is defined as the maximum over $\mathbb{E}F(x; A_{t+1}^2)$ in $I^{(m)}$.

The size of $[g(z, x_2^*) - g(z, x_1^*)] p_t^2(z)$ can be bounded as follows:

Claim 2.2.3. $\sum_{z \in I} [g(z, x_2^*) - g(z, x_1^*)] p_t^2(z) = O(lC_2)$

This follows from the fact that $|x_1^* - x_2^*| \leq l\sigma$. For any z , $g(z, x_2^*) - g(z, x_1^*) \leq g(|z - x_2^*|) - g(|z - x_2^*| + l\sigma) \leq g(|z - x_2^*|) \left[1 - \exp\left(-\frac{2l\sigma|z - x_2^*| + l^2\sigma^2}{2\sigma^2}\right)\right]$. Substituting $1 - e^{-x} \leq x$, this is at most $(l|z - x_2^*|/\sigma + l^2/2)g(|z - x_2^*|)$. This is maximized where $|z - x_2^*|/\sigma = \Theta(1)$. Hence, this term is $O(l) \sum_{z \in I} g(z, x_2^*) p_t^2(z) = O(lC_2)$.

Now, all that remains is to bound $\sum_{z \in I} [g(x_1^*, z) - g(y_1^*, z)] p_t^2(z)$. Split this sum into two halves:

$$\sum_{z \in I} (g(x_1^*, z) - g(y_1^*, z)) p_t^2(z) = \sum_{\substack{g(x_1^*, z) < \\ g(y_1^*, z)}} (g(y_1^*, z) - g(x_1^*, z)) p_t^2(z) - \sum_{\substack{g(x_1^*, z) > \\ g(y_1^*, z)}} (g(x_1^*, z) - g(y_1^*, z)) p_t^2(z)$$

Define the following sets:

- $H_1 = \{x \in I : p^1(x) > p^2(x)\}$
- $H_2 = \{x \in I : p^1(x) \leq p^2(x)\}$
- $G_1 = \{z \in I : g(x_1^*, z) > g(y_1^*, z)\}$
- $G_2 = \{z \in I : g(x_1^*, z) \leq g(y_1^*, z)\}$

Note G_1 and G_2 are intervals. Assume without loss of generality that m is odd. Then, G_1 contains $I^{(1)} \cup I^{(2)} \cup \dots \cup I^{(\lceil m/2 \rceil)}$. Depending on where x_1^* and y_1^* fall in the interval, it will also intersect part of $I^{(\lceil m/2 \rceil)}$. By Claim 2.2.2, $p_t^2(z) < p_t^1(z)$ whenever $\Delta C + F(z; S_1) - F(z; S_m) > 0$. Since $\Delta C > 0$ by assumption, this is certainly true whenever $F(z; S_1) > F(z; S_m)$. This is true with high probability for $z \in I^{(1)}, \dots, I^{(\lceil m/2 \rceil)}$. However, it may be the case that for $z \in I^{(\lceil m/2 \rceil)}$, $g(x_1^*, z) > g(y_1^*, z)$, but $F(z; S_1) < F(z; S_m)$. Again, this depends on the relative positions of x_1^*, y_1^* and S_1, S_m . Thus, we must separately bound the sum over this central interval. First, the following claim shows that probabilities must be close to each other.

Claim 2.2.4.

$$\sum_{z \in I^{(\lceil m/2 \rceil)}} (g(y_1^*, z) - g(x_1^*, z)) |p_t^2(z) - p_t^1(z)| = O(l\hat{k})$$

For such a z , $||x_1^* - z| - |y_1^* - z|| = 2l\sigma$. Hence, simply substituting into g , $g(y_1^*, z) - g(x_1^*, z) \leq g(x_1^*, z) \left[1 - \exp\left(-\frac{2|x_1^* - z|l\sigma + l^2\sigma^2}{2\sigma^2}\right) \right]$. Replacing $|x_1^* - z| = \frac{ml\sigma}{2}(1 \pm o(1))$, this is $g(y_1^*, z) - g(x_1^*, z) = \exp(-m^2l^2/8) O(ml^2)$. Additionally, $\exp(-m^2l^2/8) * ml = O(1)$ since $xe^{-x^2} \leq 1$ for all x . Therefore, this is $O(l)$, and

$$\sum_{z \in I^{(\lceil m/2 \rceil)}} (g(y_1^*, z) - g(x_1^*, z)) |p_t^2(z) - p_t^1(z)| \leq \exp\left(-\frac{m^2l^2}{8}\right) O(ml^2) \sum_{z \in I^{(\lceil m/2 \rceil)}} p_t^2(z) = O(l\hat{k}) \quad (9)$$

Next, we will show that the sum of p^2 over the first half of the interval will be much smaller than the sum of p^1 .

$$\sum_{z \in G_1} (g(x_1^*, z) - g(y_1^*, z)) p_t^2(z) = \sum_{z \in G_1} (g(x_1^*, z) - g(y_1^*, z)) p_t^1(z) - \omega(\sqrt{k \ln k}) \quad (10)$$

By Claim 2.2.2, $p_2(z) > p_1(z)$ whenever $F(z; S_m) - F(z; S_1) > \Delta C$. Since it is assumed that $\Delta C > 0$, $p_1(z) < p_2(z)$ for all $z \in I^{(1)} \cup I^{(2)} \cup \dots \cup I^{(\lceil m/2 \rceil - 1)}$. Substituting the upper bound for p_t^2 given in Claim 2.2.2 $p_t^2(z) < \exp\left(-\frac{[\Delta C + F(z; S_1) - F(z; S_m)]^2}{C_2}\right) p_t^1(z)$. For $z \in I^{(1)}$,

we have $F(z; S_1) - F(z; S_m) = \Omega(1)\sqrt{|S_1|}(1 - \exp(-(ml)^2/2)) = \Omega\left(\sqrt{\frac{C_2}{\ln k}}\right)$.

$$\begin{aligned} \sum_{z \in I^{(1)}} (g(x_1^*, z) - g(y_1^*, z)) p_t^2(z) &\leq \sum_{z \in I^{(1)}} (g(x_1^*, z) - g(y_1^*, z)) p_t^1(z) \exp\left(-\frac{\Omega(1)\frac{C_2}{\ln k}}{C_2}\right) \\ &= \sum_{z \in I^{(1)}} (g(x_1^*, z) - g(y_1^*, z)) p_t^1(z) \exp\left(-\frac{\Omega(1)}{\ln k}\right) \\ &\leq \sum_{z \in I^{(1)}} (g(x_1^*, z) - g(y_1^*, z)) p_t^1(z) \left(1 - \Theta\left(\frac{1}{\ln k}\right)\right) \end{aligned}$$

Since, by assumption, $\sum_{z \in I^{(1)}} p_t^1(z) = \Omega\left(\frac{C_1}{\ln k}\right)$ and $C_1 = \Omega\left(\frac{\hat{k}}{\ln k}\right)$, this sum differs from $\sum_{z \in I^{(1)}} (g(x_1^*, z) - g(y_1^*, z)) p_t^1(z)$ by $\Omega\left(\frac{\hat{k}}{\ln^3 k}\right)$.

Finally, we will combine this bound with Equation 9. Define $\Delta g(z) = g(x_1^*, z) - g(y_1^*, z)$

$$\begin{aligned} \sum_{z \in G_1} \Delta g(z) p_t^2(z) &= \sum_{z \in I^{(1)}} \Delta g(z) p_t^2(z) + \sum_{z \in \bigcup_{i=2}^{\lfloor m/2 \rfloor} I^{(i)}} \Delta g(z) p_t^2(z) + \sum_{z \in G_1 \cap I^{(\lceil m/2 \rceil)}} \Delta g(z) p_t^2(z) \\ &= \sum_{z \in G_1} \Delta g(z) p_t^1(z) - \Omega\left(\frac{\hat{k}}{\ln^3 k}\right) + O(l\hat{k}) \end{aligned}$$

For $l < \frac{1}{\ln^4 k}$, the difference $\sum_{z \in I} \Delta g p_t^1(z) - \Delta g p_t^2(z)$ is $\omega(\sqrt{k \ln k})$. This concludes the proof of Equation 10

Next, we will show that

$$\sum_{z \in G_2} (g(y_1^*, z) - g(x_1^*, z)) p_t^2(z) > \sum_{z \in G_2} (g(y_1^*, z) - g(x_1^*, z)) p_t^1(z) \quad (11)$$

If $H_1 \cap G_2 = \emptyset$, then Equation 11 holds by definition. Recall that if $z \in H_1$, then $p_1(z) > p_2(z)$, which occurs if $F(z; S_m) - F(z; S_1) < \Delta C$. Therefore, we will make the assumption that for $z \in G_1$, $\mathbb{E}F(z; S_m) - \mathbb{E}F(z; S_1) < \Delta C$. This implies that points in G_1 all have a higher probability of falling in H_1 than H_2 .

We will show in the following calculation that the sum of $p_t^2(z)$ over $z \in G_2$ must be larger than the sum of $p_t^1(z)$ over $z \in G_2$, regardless of C_2 and C_1 .

By definition of the k -cap process, $|A_{t+1}| = k$. For each vertex x , $x \in A_{t+1}$ with probability $p_t(x)$. Thus, we can determine from the Chernoff bound that with high probability, $\sum_{x \in [0,1]} p_t^1(x) = k \pm O\left(\sqrt{k \ln k}\right)$, and likewise for p_t^2 . We will also use the following claim, which shows that by our assumption that $\Delta C > 0$, p^2 must be small outside G_2 .

Claim 2.2.5.

$$\sum_{z \in [0,1] \setminus G_2} p^2(z) = \sum_{z \in [0,1] \setminus G_2} p^1(z) - \Omega\left(\frac{C_2(ml)^4}{(\ln k)^2}\right)$$

First note that by Claim 2.2.2, for any $z \in I^{(1)}$, $p^2(z) < \exp\left(-\frac{(|S_1|(ml)^2)^2}{C_2}\right) p^1(z)$. Using the inequality $e^x \geq 1 + x$, this gives $\sum_{z \in I^{(1)}} p^2(z) > \left[1 - \frac{(|S_1|(ml)^2)^2}{C_2}\right] \sum_{z \in I^{(1)}} p^1(z)$. Then, substituting $|S_1| = \Omega\left(\sqrt{C_2/\ln k}\right)$ and $n_1 > C_2/\ln k$ (as we have assumed above), we have $\sum_{I^{(1)}} p^2(z) = \sum_{z \in I^{(1)}} p^1(z) - \Omega\left(\frac{C_2(ml)^4}{(\ln k)^2}\right)$. Given this, the claim follows from the following two facts: first, p^2 and p^1 only have exponentially small differences outside I . Second, by our earlier assumption that for $z \in G_1$, $\mathbb{E}F(z; S_m) - \mathbb{E}F(z; S_1) < \Delta C$, it follows that $\sum_{z \in G_1 \setminus I^{(1)}} p^2(z) < \sum_{z \in G_1 \setminus I^{(1)}} p^1(z)$

$$\begin{aligned}
\sum_{z \in G_2} p^2(z) &= \sum_{z \in [0,1]} p^2(z) - \sum_{z \in [0,1] \setminus G_2} p^2(z) \\
&\geq k - O(\sqrt{k}) - \sum_{z \in [0,1] \setminus G_2} p^2(z) \\
&\geq k - O(\sqrt{k}) - \sum_{z \in G_1} p^2(z) - \sum_{z \in [0,1] \setminus G_2} p^1(z) + \Omega\left(\frac{C_2(ml)^4}{(\ln k)^2}\right) \\
&= \sum_{z \in G_2} p^1(z) + \Omega\left(\frac{C_2(ml)^4}{(\ln k)^2}\right) - O(\sqrt{k})
\end{aligned}$$

Substituting C_2, m , and l gives the following bound:

$$\sum_{z \in G_2} p^2(z) - p^1(z) = \Omega\left(\frac{k}{\text{polylog}(k)}\right)$$

Now, we will return to the sum of interest, $\sum_{z \in G_2} (p^2(z) - p^1(z))(g(y_1^*, z) - g(x_1^*, z))$. Define $\Delta g(w) = g(y_1^*, w) - g(x_1^*, w)$. The sum can be bounded as follows:

$$\begin{aligned}
\sum_{z \in G_2} (p^2(z) - p^1(z)) \Delta g(z) &= \sum_{z \in H_1 \cap G_2} (p^2(z) - p^1(z)) \Delta g(z) + \sum_{z \in H_2 \cap G_2} (p^2(z) - p^1(z)) \Delta g(z) \\
&\geq \max_{w \in H_1 \cap G_2} \Delta g(w) \sum_{z \in H_1 \cap G_2} (p^2(z) - p^1(z)) + \min_{w \in H_2 \cap G_2} \Delta g(w) \sum_{z \in H_2 \cap G_2} (p^2(z) - p^1(z)) \\
&= C \left[\sum_{z \in G_2} (p^2(z) - p^1(z)) - o(k^{0.8}) \right] \geq 0 \text{ for some } C > 0
\end{aligned}$$

The last step comes from the fact that $F(x; S_1) - F(x; S_m) \in \mathbb{E}(F(x; S_1) - F(x; S_m)) \pm O(\sqrt{\mathbb{E}F(x; S_m) \ln k})$ with high probability (by the Chernoff bound, stated in Lemma 2.0.5). Hence, the value of $(g(y_1^*, w) - g(x_1^*, w))$ at $\max_{w \in H_1}$ and $\min_{w \in H_2}$ can only differ by a factor of $1 + O\left(\frac{1}{|S_1|} \sqrt{\mathbb{E}F(x; S_m) \ln k}\right) \pm O(ml\sigma) = 1 + o(k^{-1/4} \ln^2 k)$. This proves the conjecture stated in Equation 11.

Combining this with the result of Equation 7, we can conclude

$$|\mathbb{E}F(x_2^*; A_{t+1}^2) - \mathbb{E}F(y_2^*; A_{t+1}^2)| = \omega(\sqrt{k \ln k})$$

By the claim above, if $l < \frac{1}{\ln^4 k}$, with either the set A_{t+1}^1 or A_{t+1}^2 , $\max_{x \in I^{(1)}} \mathbb{E}F_t(x)$ and $\max_{y \in I^{(m)}} \mathbb{E}F_t(y)$ differ by $\omega(\sqrt{k \ln k})$. We can use Lemma 2.2.3 to show that this difference is significant; in at least one of the intervals $\mathbb{P}(F_t(z) > C_t) < \frac{1}{n}$ for all points. This implies that the size of the interval I is reduced by $l\sigma$ in a constant number of steps. \square

Now, we are ready to prove the main convergence theorem stated in 1.4.

Proof of Theorem 1.4. By 1.3, the size of I is reduced by a factor of $1 - \frac{1}{m} = 1 - \frac{1}{\ln^5 k}$ in a constant number of steps; thus, to reach $O(\sigma)$, the number of steps required is $O(\frac{1}{\ln(\ln^5 k / (\ln^5 k - 1))}) = O(\ln^5 k)$. Then, with a similar calculation, the amount of time required to reduce the size to $O(\sigma k^{-1/2} \sqrt{\ln k})$ is $O(\ln^2 k)$. This shows that in $O(\ln^5 k)$ time, the size of each sufficiently separated interval will be reduced to at most $k^{-1/2} \sqrt{\ln k}$. Recall that there are $O(\ln k)$ separated intervals; a similar method will allow us to eliminate intervals that are $\sigma k^{-1/2} \sqrt{\ln k}$ in size.

If the number of intervals is greater than 1, $|I_1 \cap A_t|$ can fall anywhere in the range $M \pm \sqrt{M}$ with constant probability, where $M = \mathbb{E}|I_1 \cap A_t|$. By the pigeonhole principle, at least one interval receives $\frac{k}{\ln k}$ points. Since the size of the intervals are at most $\sigma k^{-1/2} \sqrt{\ln k}$, $C_t = \Omega\left(\frac{k}{\ln k}\right)$. Therefore, if I_1 is not eliminated, there exists an $x \in I_1$ such that $\mathbb{E}F_t(x) = \Omega\left(\frac{k}{\ln k}\right)$. Consider two alternative scenarios, which can each occur with constant probability.

$$\begin{cases} (1) & \max_{x \in I_1} \mathbb{E}F_t(x) = X \\ (2) & \max_{x \in I_1} \mathbb{E}F_t(x) = X + \Theta(\sqrt{X}) \end{cases}$$

Let $y = \operatorname{argmax}_{y \in I_2} \mathbb{E}F_t(y)$. So, it is clear that in either scenario (1) or (2), the inputs to x and y differ by the number of points added to I_1 .

$$\left| \max_{x \in I_1} \mathbb{E}F_t(x) - \max_{y \in I_2} \mathbb{E}F_t(y) \right| = \Omega\left(\sqrt{\frac{k}{\ln k}}\right)$$

In scenario 2, x receives an extra input of $\Theta(\sqrt{X})$. The increased input in this scenario could affect C_t ; however, either $\mathbb{E}F_t(x)$ becomes closer to C_t by $\Theta\left(\sqrt{\frac{k}{\ln k}}\right)$, or $\mathbb{E}F_t(y)$ becomes further from C_t by the same amount.

By Lemma 2.0.6, between the two scenarios, either $p_{t+1}(z)$ increases by a factor of $\exp\left(\frac{\Omega(1)}{\ln^2 k}\right)$ for all $z \in I_1$, or $p_{t+1}(w)$ decreases by a factor of $\exp\left(-\frac{\Omega(1)}{\ln^2 k}\right)$ for all $w \in I_2$. Again, I_1 and I_2 either have at least $\Theta\left(\frac{k}{\ln k}\right)$ points, or they are eliminated. So, this implies that $|\mathbb{E}F_{t+1}(x) - \mathbb{E}F_{t+1}(y)|$ varies by $\exp\left(-\left(\frac{\Omega(1)}{\ln^2 k}\right)\right) \frac{k}{\ln k}$ between the two scenarios.

This is a significant variation; as in Lemma 2.2.2, for any $x \in [n]$, $C_{t+1} > \mathbb{E}F_{t+1}(x)$. So, in the case where $\mathbb{E}F_{t+1}(y) < \mathbb{E}F_{t+1}(x)$:

$$\mathbb{E}F_{t+1}(y) < \mathbb{E}F_{t+1}(x) - \exp\left(\frac{\Omega(1)}{\ln^2 k}\right) \frac{k}{\ln^2 k} < C_{t+1} - \Omega\left(\frac{k}{(\ln k)^4}\right)$$

By the Chernoff bound, the probability that $F_{t+1}(y)$ will exceed C_{t+1} is exponentially small. A similar argument applies if $\mathbb{E}F_{t+1}(y) > \mathbb{E}F_{t+1}(x)$. Therefore, since there is a constant probability that the two intervals will deviate from each other, either I_1 or I_2 will be eliminated in a constant number of steps.

Thus, since there are $O(\ln k)$ intervals, all but one interval will be eliminated in $O(\ln k)$ steps.

Therefore, the discrete process converges to a single interval of size $O(\sigma k^{-1/2} \sqrt{\ln k})$ in $O(\ln^5 k)$ steps. \square

2.4 Deferred Proofs

This section will include the proofs of Lemmas which were deferred in the previous section.

2.4.1 Characterization of A_1

Proof of Lemma 2.1. For the proof below, we will abbreviate $C = C_0$ and $p(x) = p_{C_0,0}(x)$. Given A_0 , the exact value of $p(x)$ is $p(x) = \mathbb{P}(F(x) > C) = \sum_{s=C+1}^k \mathbb{P}(F(x) = s)$. Expanding this in terms of subsets of A_0 ,

$$p(x) = \sum_{s=C+1}^k \sum_{\substack{S \subset A_0 \\ |S|=s}} \prod_{y \in S} \exp\left(\frac{-|x-y|^2}{2\sigma^2}\right) \prod_{z \notin S} \left(1 - \exp\left(\frac{-|x-z|^2}{2\sigma^2}\right)\right)$$

If $F(x) > C$, then x is connected to all nodes in at least one subset $S \subset A_0$ of size C . This gives a simplified upper bound:

$$p_C(x) \leq \sum_{\substack{S \subset A_0 \\ |S|=C+1}} \prod_{y \in S} \exp\left(\frac{-|x-y|^2}{2\sigma^2}\right)$$

By definition, any such subset S contains at least one element whose distance from x is at least $|a_{C:x} - x|$. Suppose we organize S by its furthest element from x ; for any $j \geq 0$, let S_j be the set of $C+1$ -subsets of A_0 whose furthest element is $a_{C+j:x}$; i.e., $S_j = \{S \mid S \subset A_0, |S| = C+1, \arg\max_{y \in S} |x-y| = a_{C+j:x}\}$

$$p_C(x) \leq \sum_{j=1}^{k-C} \sum_{S \in S_j} \prod_{y \in S} \exp\left(\frac{-|x-y|^2}{2\sigma^2}\right)$$

The cardinality of S_j is $\binom{C+j-1}{j}$. Since $g(x, y)$ decreases with $|x-y|$, the maximum probability set in S_j is $\{a_{1:x}, a_{2:x}, \dots, a_{C:x}, a_{C+j:x}\}$. Thus,

$$\begin{aligned} p_C(x) &\leq \sum_{j=1}^{k-C} \binom{C+j-1}{j} \exp\left(\frac{-|x-a_{C+j:x}|^2}{2\sigma^2}\right) \prod_{i=1}^C \exp\left(\frac{-|x-a_{i:x}|^2}{2\sigma^2}\right) \\ &= \sum_{j=1}^{k-C} \binom{C+j-1}{j} \exp\left(\frac{-|x-a_{C+j:x}|^2}{2\sigma^2}\right) \exp\left(\frac{-\sum_{i=1}^C |x-a_{i:x}|^2}{2\sigma^2}\right) \end{aligned}$$

Assume for simplicity that $x = 0$; then, the distribution of $|u - x|$ is uniform on $[0, 1]$ for all $u \in A_0$. By 2.0.3, the probability distribution of $\{|a_{C+j:x} - x|\}_{j=1}^{k-C}$, given $|a_{C:x} - x|$, is uniform on $[|a_{C:x} - x|, 1]$. Therefore, $\{|a_{C+j:x} - x| - |a_{C:x} - x|\}_{j=1}^{k-C}$ is uniform on $[0, 1 - |a_{C:x} - x|]$.

Since $|a_{C:x} - x| = \frac{C}{k^{1+\alpha/C}}$ is small, we can approximate the distribution of $|a_{C+j:x} - x| - |a_{C:x} - x|$ as

$$f(u) = \binom{k-C}{j} j (u - |a_{C:x} - x|)^{j-1} (1 - u)^{k-C-j}$$

By 2.0.4, with probability at least $1 - \frac{j}{k-C}$, $|a_{C+j:x} - x| - |a_{C:x} - x| > \frac{j}{ek^{1+1/j}}$

Hence, we have with high probability,

$$\begin{aligned} \exp\left(\frac{-|x - a_{C+j:x}|^2}{2\sigma^2}\right) &\leq \exp\left(\frac{-\left(|x - a_{C:x}| + \frac{j}{ek^{1+1/j}}\right)^2}{2\sigma^2}\right) \\ &= \exp\left(\frac{-|x - a_{C:x}|^2}{2\sigma^2}\right) \exp\left(\frac{-2|x - a_{C:x}|j}{2e\sigma^2 k^{1+1/j}}\right) \exp\left(\frac{-j^2}{2e^2\sigma^2 k^{2+2/j}}\right) \end{aligned}$$

Additionally, $\binom{C+j-1}{C-1} \leq \exp(C+j)$. Thus, we have

$$\begin{aligned} \binom{C+j-1}{C-1} \exp\left(\frac{-|x - a_{C+j:x}|^2}{2\sigma^2}\right) \\ \leq \exp(C+j) \exp\left(\frac{-|x - a_{C:x}|^2}{2\sigma^2}\right) \exp\left(\frac{-|x - a_{C:x}|j}{e\sigma^2 k^{1+1/j}}\right) \exp\left(\frac{-j^2}{2\sigma^2 k^{2+2/j}}\right) \end{aligned}$$

It is true with high probability that $C < \ln k$. Otherwise, the probability that x is connected to $a_{C:x}$ is at most

$$g\left(x, x + \frac{C}{ek^{1+1/C}}\right) = g\left(x, x + \frac{\ln k}{e^2 k}\right) = \exp(-\Theta(1) \ln^2 k)$$

This goes to 0 exponentially fast. Thus, for $j \geq \frac{3 \ln k}{\ln \ln k}$, we have $\exp(C+j) \exp\left(\frac{-j^2}{2k^{2/j}}\right) \leq \exp\left(-\Theta(1) \frac{(\ln k)^{4/3}}{(\ln \ln k)^2} + 2 \ln k\right) = k^{-\Theta(1)(\ln k)^{1/3}}$. This is negligible compared to n , so we can disregard the chance of connection to points $a_{C+j:x}$ if $j > \frac{3 \ln k}{\ln \ln k}$. Therefore,

$$\begin{aligned} p(x) &\leq \sum_{j=1}^{k-C} \binom{C+j-1}{C-1} \exp\left(\frac{-|x - a_{C+j:x}|^2}{2\sigma^2}\right) \prod_{i=1}^C \exp\left(\frac{-|x - a_{i:x}|^2}{2\sigma^2}\right) \\ &\leq \frac{3 \ln k}{\ln \ln k} \exp\left(C + \frac{3 \ln k}{\ln \ln k}\right) \prod_{i=1}^C \exp\left(\frac{-|x - a_{i:x}|^2}{2\sigma^2}\right) \end{aligned}$$

From 2.0.3, the distribution of $\{|x - a_{i:x}| \mid i \in \{1, \dots, C-1\}\}$ is uniform on $[0, a_{C:x}]$. Therefore, the expected value of $\sum_{i=1}^C |x - a_{i:x}|^2$ is $C\mathbb{E}|x - a_{i:x}|^2 = \frac{1}{3}Ca_{C:x}^2$. Substituting the value of $|x - a_{C:x}|$:

$$p(x) \leq \exp\left(C + \frac{\Theta(1)\ln k}{\ln \ln k} - \Theta(1)\frac{C^3}{(k\sigma)^2 k^{2\alpha/C}}\right)$$

This concludes the upper bound on $p(x)$. For the lower bound, $\mathbb{P}(F(x) > C)$ is at least the probability that x is connected to $\{a_{1:x}, a_{2:x}, \dots, a_{C:x}\}$

$$\begin{aligned}\mathbb{P}(F(x) > C) &\geq \exp\left(\frac{-|x - a_{C:x}|^2}{2\sigma^2}\right)^C \\ &= \exp\left(-\frac{C^3}{2(k\sigma)^2 k^{2\alpha/C}}\right)\end{aligned}$$

□

Proof of Lemma 2.2. Set $C = C_0 = \frac{b\ln k}{\ln \ln k}$ for some constant b .

By 2.0.4, for any x , with high probability $|x - a_{C:x}| \geq \Theta(\frac{C}{k^{1+1/C}})$. By the upper bound given in 2.1,

$$p_{C,0}(x) \leq \exp\left(\frac{\Theta(\ln k)}{\ln \ln k} - \Theta(1)\frac{C^3}{k^{2/C}}\right)$$

Now, we will substitute $C = \frac{b\ln k}{\ln \ln k}$ and .

$$\begin{aligned}p_{C,0}(x) &\leq \exp\left(\frac{\Theta(\ln k)}{\ln \ln k} - \frac{\Theta((\ln k)^3)}{(\ln \ln k)^3 k^{\frac{2\ln \ln k}{b\ln k}}}\right) \\ &= \exp\left(\frac{\Theta(\ln k)}{\ln \ln k} - \frac{\Theta((\ln k)^3)}{(\ln \ln k)^3 (\ln k)^{2/b}}\right) \\ &= \exp\left(\frac{\Theta(\ln k)}{\ln \ln k} - \frac{\Theta((\ln k)^{3-2/b})}{(\ln \ln k)^3}\right)\end{aligned}$$

Therefore, the expected number of points in A_1 is at most

$$\mathbb{E}|\{x|F(x) > C\}| \leq \sum_{x \in [n]} p_{C,0}(x) \leq n \cdot k^{\frac{\Theta(1)}{\ln \ln k} - \frac{\Theta((\ln k)^{3-2/b})}{(\ln \ln k)^3}}$$

For any $b > 1$, the exponent $-\frac{\Theta(1)}{\ln \ln k} + \frac{\Theta((\ln k)^{3-2/b})}{(\ln \ln k)^3}$ grows to infinity. Since $n = k^{3+\beta}$ is only a constant polynomial in k , this value goes to 0 as $k \rightarrow \infty$. This implies that since the expected number of points goes to 0, the actual value of C_0 is smaller than $\frac{b\ln k}{\ln \ln k}$.

Now, we will bound C from below. By 2.0.4, the expected number of intervals of size $O(\frac{C}{k^{1+\alpha/C}})$ is at least $k^{1-\alpha}$.

If x is in such an interval, the point $a_{C:x}$ has distance at most $O\left(\frac{(\ln k)^{1-\alpha/b}}{k \ln \ln k}\right)$. By the lower bound in 2.1,

$$p_C(x) \geq \exp\left(-\Theta(1)\frac{C^3}{k^{2\alpha/C}}\right)$$

Substituting $C = \frac{b \ln k}{\ln \ln k}$:

$$p_C(x) \geq \exp \left(\frac{-\Theta(1) \ln^3 k}{(\ln \ln k)^3 k^{\frac{2\alpha \ln \ln k}{b \ln k}}} \right) = \exp \left(\frac{-\Theta(1) \ln^3 k}{(\ln \ln k)^3 (\ln k)^{2\alpha/b}} \right) = \exp \left(-\Theta(1) \frac{(\ln k)^{3-2\alpha/b}}{(\ln \ln k)^3} \right)$$

Therefore, the number of points chosen from such gaps is at least

$$|A_1| > n * k^{1-\alpha} * \frac{(\ln k)^{1-1/b}}{k \ln \ln k} \exp \left(-\Theta(1) \frac{(\ln k)^{3-2\alpha/b}}{(\ln \ln k)^3} \right) \quad (12)$$

$$= k^{\beta-\alpha} * \frac{(\ln k)^{1-1/b}}{\ln \ln k} k^{-\Theta(1) \frac{(\ln k)^{2-2\alpha/b}}{(\ln \ln k)^3}} \quad (13)$$

Let $b = \alpha = 1$. In this case, for sufficiently large k ,

$$A_1 > k^{1+\epsilon} * \frac{(\ln k)^{1-1/b}}{\ln \ln k} k^{\frac{-\Theta(1)}{(\ln \ln k)^3}} > k$$

Therefore,

$$C \geq \frac{\ln k}{\ln \ln k}$$

□

2.4.2 Convergence of A_t

Proof of Lemma 2.2.1.

$$\frac{d}{dx} E[x] = \sum_{z \in A_t} \frac{d}{dx} g(x, z) = \sum_{z \in A_t} -\frac{x-z}{\sigma^2} \exp \left(\frac{-(x-z)^2}{2\sigma^2} \right)$$

Let $\hat{x} = \frac{x-z}{\sigma}$. The maximum of $\left| \hat{x} \exp \left(\frac{-\hat{x}^2}{2} \right) \right|$ occurs at $e^{-1/2}$. Thus, we have

$$\left| \frac{d}{dx} E[x] \right| \leq \sum_{z \in A_t} \left| \frac{|x-z|}{\sigma^2} \exp \left(\frac{-(x-z)^2}{2\sigma^2} \right) \right| < \sum_{z \in A_t} \frac{1}{\sigma} e^{-1/2} = \frac{k}{\sigma} e^{-1/2}$$

$$\frac{d}{dx} V[x]^2 = \sum_{z \in A_t} \frac{d}{dx} g(x, z)(1 - g(x, z)) = \sum_{z \in A_t} -\frac{x-z}{\sigma^2} \exp \left(\frac{-(x-z)^2}{2\sigma^2} \right) + \frac{2(x-z)}{\sigma^2} \exp \left(\frac{-(x-z)^2}{\sigma^2} \right)$$

Let $\hat{x} = \frac{x-z}{\sigma}$. It is always true that $\left| -\hat{x} \exp \left(\frac{-\hat{x}^2}{2} \right) + 2\hat{x} \exp(-\hat{x}^2) \right| < |2\hat{x} \exp(-\hat{x}^2)| < \sqrt{2/e}$.

Thus, we have:

$$\left| \frac{d}{dx} V[x]^2 \right| \leq \sum_{z \in A_t} \left| \frac{2|x-z|}{\sigma^2} \exp \left(\frac{-(x-z)^2}{2\sigma^2} \right) \right| < \frac{\sqrt{2}k}{\sigma} e^{-1/2}$$

□

Proof of Lemma 2.2.2. By Lemma 2.2.1, for any point x , $E[x + \frac{1}{n}] < E[x] + e^{-1/2} \frac{k}{\sigma n} = E[x] + O(k^{-1-\beta})$. The lemma also shows that $V[x + \frac{1}{n}]^2 = V[x]^2 + O(k^{-1-\beta})$. This implies that there are $\Theta(k^{1+\beta})$ points with expected value at least $E[x] - 1$ and variance at least $V[x]^2 - 1$.

Therefore, if $C_t = E[x] + tV[x]$, then there are $\Theta(k^{1+\beta})$ points where $E[y] + (t+1)V[y] > C_t$ (assuming that $t < V[x] - 2$). If $\mathbb{P}(F_t(x) > E[x] + (t+1)V[x]) > k^{-2\beta/3}$, then with high probability there are $\Theta(k^{1+\beta/3})$ that exceed $F_t(x) > E[x] + tV[x]$.

Using the loose bound given in [15], we can bound $\mathbb{P}(F_t(x) > C_t)$ using the CDF of the normal distribution. For any sum of independent indicators S with mean μ and variance σ , the CDF can be approximated as follows:

$$\sup_m \left| \mathbb{P}(S \leq m) - G\left(\frac{m + 1/2 - \mu}{\sigma}\right) \right| \leq \frac{\sigma + 3}{4\sigma^3} < \frac{1}{\sigma^2}$$

Where $G(x) = \Phi(x) - \frac{\gamma}{6\sigma^3}(x^2 - 1)\frac{e^{-x^2/2}}{\sqrt{2\pi}}$, and $\gamma = \mathbb{E}[(S - \mu)^3]$ is the skewness. This holds for any $\sigma \geq 10$.

Fix $x \in [n]$. From the above equation, we find that for any $t > 0$:

$$\mathbb{P}(F_t(x) > E[x] + tV[x] - 1/2) > 1 - \left[G(t) + \frac{1}{V[x]^2} \right]$$

Substituting the value of G :

$$\mathbb{P}(F_t(x) > E[x] + tV[x] - 1/2) > 1 - \Phi(t) + \frac{\gamma(t^2 - 1)}{6\sqrt{2\pi}V[x]^3}e^{-t^2/2} - \frac{1}{V[x]^2}$$

Here, we will make two approximations. First, the exact value of γ is $\sum_{z \in A_t} g(x, z)(1 - g(x, z))(1 - 2g(x, z))$. Therefore, $\gamma > -V[x]^2$, so $\gamma(t^2 - 1) > -V[x]^2 t^2$.

Second, we will substitute the lower tail bound for $1 - \Phi(t) \geq \frac{1}{\sqrt{2\pi}}(t^{-1} - t^{-3})e^{-t^2/2} \geq \frac{1}{t\sqrt{8\pi}}e^{-t^2/2}$ for $t \geq 2$.

This leaves us with:

$$\mathbb{P}(F_t(x) > E[x] + tV[x] - 1/2) > \frac{1}{t\sqrt{8\pi}}e^{-t^2/2} - \frac{t^2}{6\sqrt{2\pi}V[x]}e^{-t^2/2} - \frac{1}{V[x]^2}$$

Set $t = \min\left(\sqrt{\beta \ln k}, \sqrt{2 \ln V[x]}\right)$

Then, there are two cases:

$$\mathbb{P}(F_t(x) > E[x] + tV[x] - 1/2) > \begin{cases} \frac{1}{\sqrt{8\pi\beta \ln k}}k^{-\beta/2} - \frac{\beta \ln k}{6\sqrt{2\pi}V[x]}k^{-\beta/2} - \frac{1}{V[x]^2} & \text{if } V[x] > k^{\beta/2} \\ \frac{1}{\sqrt{16\pi \ln V[x]}}\frac{1}{V[x]} - \frac{\ln V[x]}{3\sqrt{2\pi}V[x]^2} - \frac{1}{V[x]^2} & \text{if } V[x] \leq k^{\beta/2} \end{cases}$$

In both cases: $\mathbb{P}(F_t(x) > E[x] + tV[x] - 1/2) = \Omega\left(\frac{1}{k^{2\beta/3}}\right)$

As stated above, with high probability, $\Theta(k^{1+\beta/3})$ points have inputs $F_t(y)$ exceeding $E[x] + (t-1)V[x]$. So, $C_{t+1} \geq E[x] + (t-1)V[x]$. \square

Proof of Lemma 2.2.5. Suppose that $\mathbb{E}n_1 = \sum_{y \in [0, l\sigma]} p_t(y) < \frac{C_t}{s}$ for some $s > 0$. I will show that at time $t + 1$, for any $y \in [0, l\sigma - \frac{l\sigma}{\ln k}]$, $p_{t+1}(y) < \frac{1}{s}$.

Let $x \in [0, l\sigma - \frac{l\sigma}{\ln k}] \subset I^{(1)}$ and $z = l\sigma + \frac{l\sigma}{3 \ln k} \in I^{(2)}$. We can bound the expected input to z relative to x .

Bounding the input from the first interval:

$$\begin{aligned}
\mathbb{E}F_t(z; I^{(1)} \cap A_t) &= \sum_{y \in I^{(1)} \cap A_t} \exp\left(-\frac{(z-y)^2}{2\sigma^2}\right) \\
&\geq \sum_{y \in I^{(1)} \cap A_t} \exp\left(-\frac{(|x-y| + |z-x|)^2}{2\sigma^2}\right) \\
&\geq \sum_{y \in I^{(1)} \cap A_t} g(x, y) \exp\left(-\frac{(z-x)^2 + 2|(z-x)(x-y)|}{2\sigma^2}\right) \\
&\geq \exp\left(-\frac{(z-x)^2 + 2(z-x)l\sigma}{2\sigma^2}\right) \sum_{y \in I^{(1)} \cap A_t} g(x, y) \\
&= \exp\left(-\frac{(z-x)[z-x+2l\sigma]}{2\sigma^2}\right) \mathbb{E}F_t(x; I^{(1)} \cap A_t)
\end{aligned}$$

Bounding the input from all other intervals

$$\begin{aligned}
\mathbb{E}F_t(z; A \setminus I^{(1)}) &= \sum_{y \in A \setminus I^{(1)}} \exp\left(-\frac{(z-y)^2}{2\sigma^2}\right) \\
&\geq \sum_{y \in y \in A \setminus I^{(1)}} \exp\left(-\frac{(y-x-\frac{1}{2}(z-x))^2}{2\sigma^2}\right) \\
&\geq \sum_{y \in A \setminus I^{(1)}} g(x, y) \exp\left(\frac{(z-x)(y-x)-\frac{1}{4}(z-x)^2}{2\sigma^2}\right) \\
&= \sum_{y \in A \setminus I^{(1)}} g(x, y) \exp\left(\frac{(z-x)[z-x+y-z-\frac{1}{4}(z-x)]}{2\sigma^2}\right) \\
&\geq \exp\left(\frac{(z-x)^2}{4\sigma^2}\right) \sum_{y \in A \setminus I^{(1)}} g(x, y) \quad \text{Using } y-z > -\frac{1}{4}(z-x) \\
&= \exp\left(\frac{(z-x)^2}{4\sigma^2}\right) \mathbb{E}F_t(x; A \setminus I^{(1)})
\end{aligned}$$

So,

$$\begin{aligned}
\mathbb{E}F_t(z) &\geq \exp\left(-\frac{(z-x)[z-x+2l\sigma]}{2\sigma^2}\right) \mathbb{E}F_t(x; I^{(1)}) + \exp\left(\frac{(z-x)^2}{4\sigma^2}\right) \mathbb{E}F_t(x; A \setminus I^{(1)}) \\
&\geq \left(1 - \frac{(z-x)[z-x+2l\sigma]}{2\sigma^2}\right) \mathbb{E}F_t(x; I^{(1)} \cap A_t) + \left(1 + \frac{(z-x)^2}{4\sigma^2}\right) \mathbb{E}F_t(x; A \setminus I^{(1)}) \\
&= \mathbb{E}F_t(x) + \frac{(z-x)^2}{4\sigma^2} \mathbb{E}F_t(x; A \setminus I^{(1)}) - \frac{(z-x)[z-x+2l\sigma]}{2\sigma^2} \mathbb{E}F_t(x; I^{(1)} \cap A_t)
\end{aligned}$$

Suppose for contradiction that $p_{t+1}(x) > \frac{1}{n}$. By the Chernoff bound,

$$\mathbb{P}\left(F_t(x) > \left(1 + \sqrt{\frac{3 \ln n}{\mathbb{E}F_t(x)}}\right) \mathbb{E}F_t(x)\right) < \exp\left(-\frac{3 \ln n}{3}\right) = \frac{1}{n}$$

So, if $p_{t+1} > \frac{1}{n}$, then $\mathbb{E}F_t(x) > C_t - \sqrt{3\mathbb{E}F_t(x) \ln n} > C_t - \sqrt{3\hat{k} \ln n}$.

Recall that $\mathbb{E}F_t(x) = \mathbb{E}F_t(x; I^{(1)} \cap A_t) + \mathbb{E}F_t(x; A \setminus I^{(1)})$, and $\mathbb{E}F_t(x; I^{(1)} \cap A_t) < \frac{C_t}{s}$. So,

$$\mathbb{E}F_t(x; A \setminus I^{(1)}) = \mathbb{E}F_t(x) - \mathbb{E}F_t(x; I^{(1)} \cap A_t) > \left(1 - \frac{1}{s}\right) C_t - \sqrt{3\hat{k} \ln n}$$

Returning to the expected input to $z \in I^{(2)}$,

$$\begin{aligned}
\mathbb{E}F_t(z) &\geq \mathbb{E}F_t(x) + \frac{(z-x)^2}{4\sigma^2} \mathbb{E}F_t(x; A \setminus I^{(1)}) - \frac{(z-x)[z-x+2l\sigma]}{2\sigma^2} \mathbb{E}F_t(x; I^{(1)} \cap A_t) \\
&\quad \text{Substituting } \frac{4l\sigma}{3 \ln k} \leq z-x \leq l\sigma(1+o(1)) \\
&\geq \mathbb{E}F_t(x) + \frac{2l}{3 \ln k} \left[\frac{2l}{3 \ln k} \mathbb{E}F_t(x; A \setminus I^{(1)}) - 3l(1+o(1)) \mathbb{E}F_t(x; I^{(1)} \cap A_t) \right] \\
&\geq C_t - \sqrt{3\hat{k} \ln n} + \frac{2l}{3 \ln k} \left[\frac{2l}{3 \ln k} \left(1 - \frac{1}{s}\right) C_t - O(1)l\sqrt{k} - 3l(1+o(1)) \frac{C_t}{s} \right]
\end{aligned}$$

If $s \geq 4 \ln k$, then $\mathbb{E}F_t(z) \geq C_t$. This contradicts the Lemma 2.2.2, which states that $C_t \geq \mathbb{E}F_t(z) + O(\sqrt{k \ln k})$ for all z . Therefore, it must be the case that $\mathbb{E}F_t(x) < C_t + \sqrt{3\hat{k} \ln n}$, so $p_t(x) < \frac{1}{n}$. This implies that with high probability, $|A_t \cap [0, l\sigma - \frac{l\sigma}{\ln k}]| = 0$. \square

3 Continuous α -cap process

This section considers a continuous analog of the k -cap process. To understand the connection, one can imagine a graph with infinite nodes whose hidden variables span a subspace of \mathbb{R} . Rather than choosing a fixed k vertices to fire, a constant fraction α of this subspace is activated.

For clarity, the definition for the α -cap process in one dimension is restate below. We assume that the hidden variables are drawn from $[0, 1]$; however, the analysis will be similar for any finite interval.

Definition 3.1 (α -cap Process in 1-D). *Let A_0 be a finite union of intervals on $[0, 1]$. Let $\alpha = |A_0|$ and for an integrable function $g : [0, 1] \rightarrow \mathbb{R}$, let*

$$F_t(x) = \int_0^1 A_t(y) g(y - x) dy \quad (14)$$

Then, define the next step

$$A_{t+1}(x) = \begin{cases} 0 & F_t(x) < C_{t+1} \\ 1 & F_t(x) \geq C_{t+1} \end{cases}$$

where $C_{t+1} \in [0, 1]$ is the solution to $\int_0^1 A_{t+1}(x) dx = \alpha$.

The goal of this section will be to show that this process converges to a single interval, and that the convergence time depends on properties of g and g' .

Two motivating examples of the function g are (proportional to) the Gaussian density with variance σ^2 , $g(x) = \exp(-\frac{x^2}{2\sigma^2})$ and the inverse square distance $g(x) = 1/(1 + x^2)$.

First, we will prove that single intervals of width α are the only possible fixed points.

Theorem 3.1 (Fixed Points). *For any even, nonnegative, integrable function $g : [0, 1] \rightarrow \mathbb{R}_+$ with $g'(x) < 0$ for all $x > 0$, the only fixed points ($A_{t+1} = A_t$) of the α -cap Process are single intervals of width α .*

The next lemma follows from the properties of g .

Lemma 3.1.1. *The following holds for all $b > a$:*

$$\int_a^b g(y - a) dy = \int_a^b g(y - b) dy$$

We proceed to the proof of the fixed point characterization.

Proof of Theorem 3.1. First, we show that if $A_t = [a, b]$ is a single interval, then it is a fixed point. Since A_t is 1 on the interval and 0 elsewhere, we can rewrite $F_t(x)$:

$$F_t(x) = \int_a^b g(y - x) dy \quad (15)$$

Let $C_{t+1} = F_t(a) = F_t(b) = \int_a^b g(y - a) dy$. If $x \in [a, b]$,

$$F_t(x) = \int_a^b g(y - x) dy \geq \int_a^b g(y - a) dy = C_{t+1}$$

It's easiest to see this by breaking it into two integrals. The first is

$$\int_a^x g(y - x) dy = \int_a^x g(y - a) dy$$

which holds by Lemma 3.1.1, and the second is

$$\int_x^b g(y - x) dy \geq \int_x^b g(y - a) dy$$

which holds because $a < x$, which means $g(y - x) > g(y - a)$ for all $y \in [x, b]$. Therefore, $F_t(x) \geq F_t(a) = C_{t+1}$ for all $x \in [a, b]$. Similarly, if $x < a$ or $x > b$,

$$F_t(x) = \int_a^b g(y - x) dy < \int_a^b g(y - a) dy = C_{t+1}$$

This implies that if C_{t+1} is chosen in this way, then $A_{t+1} = [a, b] = A_t$.

Next, let A_t be the union of finite intervals. Let $A_t = \bigcup_{j=1}^n [a_j, b_j]$ where for all $j < n$, $a_j < b_j < a_{j+1} < b_{j+1}$, and $n > 1$. We will show that this is not fixed.

$F_t(x)$ can be expressed as the following:

$$F_t(x) = \sum_{j=1}^n \int_{a_j}^{b_j} g(y - x) dy$$

Consider $F_t(a_n)$ and $F_t(b_n)$.

$$F_t(a_n) = \int_{a_n}^{b_n} g(y - a_n) dy + \sum_{j=1}^{n-1} \int_{a_j}^{b_j} g(y - a_n) dy$$

$$F_t(b_n) = \int_{a_n}^{b_n} g(y - b_n) dy + \sum_{j=1}^{n-1} \int_{a_j}^{b_j} g(y - b_n) dy$$

By Lemma 3.1.1, $\int_{a_n}^{b_n} g(y - a_n) dy = \int_{a_n}^{b_n} g(y - b_n) dy$. Also, since $a_n < b_n$, $\int_{a_j}^{b_j} g(y - a_n) dy > \int_{a_j}^{b_j} g(y - b_n) dy$ for all $j < n$. Therefore, $F_t(a_n) > F_t(b_n)$.

Given this, there is no value of C_{t+1} where $F_t(x)$ is greater for all $x \in [a_j, b_j]$ and less for all $x \notin A_t$. Notice that by definition, if $A_{t+1} = A_t$, $C_{t+1} \leq F_t(x)$ for all $x \in A_{t+1}$. In particular, $C_{t+1} \leq F_t(b_n) < F_t(a_n)$. However, since $F_t(x)$ is a continuous function, $C_{t+1} < F_t(x)$ in some small window $[a_n - \epsilon, a_n]$. By definition, $a_n - \epsilon \in A_{t+1}$, but $a_n - \epsilon \notin A_t$ for small enough ϵ . This implies $A_t \neq A_{t+1}$. \square

Now, we will prove the main convergence theorem, which we originally introduced in Section 1.

Theorem 1.1. *Let A_0 be a finite set of intervals on $[0, 1]$ and g be the edge probability function. For any differentiable, even, nonnegative, integrable function $g : [0, 1] \rightarrow \mathbb{R}_+$ with $g'(x) < 0$ for all $x > 0$, the α -cap process converges to a single interval of width α . Moreover, the number of steps to convergence is*

$$O\left(\frac{\max_{[0,1]} |g'(x)|}{\min_{[\frac{\alpha}{8}, 1]} |g'(x)|}\right).$$

Proof of Theorem 1.1. At a given step $t \geq 0$, A_t is a union of finite intervals on $[0, 1]$. We will show that if the number of intervals is greater than 1, the distance between the midpoints of the first and last intervals decreases at each step, and this decrease is not diminishing.

Let $A_t = \bigcup_{j=1}^n [a_j, b_j]$ where the intervals are disjoint and increasing; for all $j < n$, $0 \leq a_j < b_j < a_{j+1} < b_{j+1} \leq 1$. Define the midpoint of the k th interval $m_k = \frac{a_k + b_k}{2}$.

By 3.1, if $n = 1$, then the process has converged (i.e. $A_{t+1} = A_t$). If $n > 1$, $[a_1, b_1]$ and $[a_n, b_n]$ are the first and last intervals in A_t , respectively. We will show that the distance between the midpoints, $m_n - m_1$, decreases by at least a constant.

Suppose the first local maximum of F_t occurs at a value $m_1 + \delta$. This proof will show that the shift in the midpoint m_1 is bounded from below by a constant depending on δ . Then, it will show that if $[a_1, b_1]$ is not large ($b_1 - a_1 < \frac{\alpha}{2}$), δ is also bounded from below. If $[a_1, b_1]$ is large, a symmetric argument shows that m_n must shift.

Recall the definition of F_t and write its derivative:

$$F_t(x) = \sum_{k=1}^n \int_{a_k}^{b_k} g(y - x) dy$$

$$\frac{dF_t}{dx} = \sum_{k=1}^n g(a_k - x) - g(b_k - x)$$

Since $g(x)$ decreases with $|x|$, if $x < m_k$, $g(a_k - x) > g(b_k - x)$. This implies F_t is increasing on $[0, m_1]$, so the first local maximum must occur at $m_1 + \delta > m_1$.

Let z be the minimum value where $F_t(x) \geq C_{t+1}$. If $z \geq m_1$, it is simple to show that the shift in m_1 depends on δ .

- If $z \geq m_1 + \delta$, then $A_{t+1} \cap [0, m_1 + \delta] = \emptyset$. Therefore, the midpoint of the first interval is greater than $m_1 + \delta$.
- If $m_1 \leq z < m_1 + \delta$, then $[z, m_1 + \delta] \subset A_{t+1}$. The midpoint of the first interval is greater than $\frac{z + m_1 + \delta}{2} \geq m_1 + \frac{\delta}{2}$.
- If $z < m_1$, the proof is more involved. Let $z = m_1 - \epsilon$ for an $\epsilon > 0$.

Note that it is possible that $z = m_1 - \epsilon < a_1$, such that the left end of the interval decreases. However, the midpoint of the interval will always increase. The influence of F_t from the first interval is the same for $m_1 - \epsilon$ and $m_1 + \epsilon$.

$$\begin{aligned} \int_{a_1}^{b_1} g(y - (m_1 - \epsilon)) dy &= \int_{-m_1 + \epsilon}^{m_1 + \epsilon} g(z) dz \\ &= - \int_{m_1 - \epsilon}^{-m_1 - \epsilon} g(-z) dz \\ &= \int_{-m_1 - \epsilon}^{m_1 - \epsilon} g(z) dz = \int_{a_1}^{b_1} g(y - (m_1 + \epsilon)) dy \end{aligned}$$

For any $[a_k, b_k]$ where $m_1 < a_k < b_k$,

$$\begin{aligned} \int_{a_k}^{b_k} g(y - (m_1 + \epsilon)) dy &= \int_{a_k - m_1 - \epsilon}^{b_k - m_1 - \epsilon} g(z) dz \\ &> \int_{a_k - m_1 + \epsilon}^{b_k - m_1 + \epsilon} g(z) dz \\ &= \int_{a_k}^{b_k} g(y - (m_1 - \epsilon)) dy \end{aligned}$$

This implies that $F_t(m_1 + \epsilon) > F_t(m_1 - \epsilon)$ for any $\epsilon > 0$. Since F_t is continuous, there is a small value $\epsilon' > 0$ such that $F_t(m_1 + \epsilon + \epsilon') = C_{t+1}$, and $F_t(x) > C_{t+1}$ in between. At A_{t+1} , the first interval becomes $[m_1 - \epsilon, m_1 + \epsilon + \epsilon']$, which has the midpoint $m_1 + \frac{\epsilon'}{2}$. Therefore, the midpoint of the first interval increases.

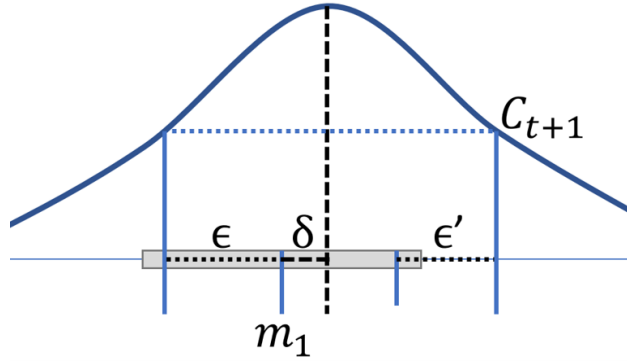


Figure 3: An illustration of the terms defined in this proof. The grey box represents the first interval, $[a_1, b_1]$. The curve is F_t .

Next, we will show that the ϵ' is bounded below by a constant factor of δ . Either $[a_1, b_1]$ or $[a_n, b_n]$ must be smaller than $\frac{\alpha}{2}$. Assume that $b_1 - a_1 \leq \frac{\alpha}{2}$; if not, a symmetric argument applies to the last interval.

Claim 3.1.1. *Assume that $b_1 - a_1 < \frac{\alpha}{2}$. Then, $F_t(m_1 + \epsilon) - F_t(m_1 - \epsilon) \geq \frac{\alpha}{2} \min(\frac{\alpha}{4}, \epsilon) \min_{y \in [\frac{\alpha}{4}, 2]} |g'(y)|$*

Proof. Let m be the median of A_t ; by the assumption, $m \notin [a_1, b_1]$, so $m \geq a_2$.

$$\begin{aligned} F_t(m_1 + \epsilon) - F_t(m_1 - \epsilon) &= \sum_{k=1}^n \int_{a_k}^{b_k} g(y - (m_1 + \epsilon)) dy - \sum_{k=1}^n \int_{a_k}^{b_k} g(y - (m_1 - \epsilon)) dy \\ &= \sum_{k=2}^n \int_{a_k}^{b_k} g(y - (m_1 + \epsilon)) - g(y - (m_1 - \epsilon)) dy \\ &\geq \sum_{k=2}^n (b_k - a_k) \left[\min_{y \in [a_k, b_k]} g(y - (m_1 + \epsilon)) - g(y - (m_1 - \epsilon)) \right] \\ &\geq \frac{\alpha}{2} \left[\min_{y \in [m, b_n]} g(y - (m_1 + \epsilon)) - g(y - (m_1 - \epsilon)) \right] \end{aligned}$$

By definition, $y - m_1 \geq m - m_1 > \frac{\alpha}{4}$; in the case where $m - (m_1 + \epsilon) > 0$,

$$g(y - m_1 - \epsilon) - g(y - m_1 + \epsilon) > g(y - m_1) - g(y - m_1 + \epsilon) \geq \epsilon \min_{z \in [0, \epsilon]} |g'(y - m_1 + z)|$$

If ϵ is large enough such that $y - m_1 - \epsilon < 0$ for some y , then by the symmetry of g , $g(y - m_1 - \epsilon) = g(m_1 + \epsilon - y)$. Therefore,

$$\begin{aligned} g(y - m_1 - \epsilon) - g(y - m_1 + \epsilon) &= g(m_1 + \epsilon - y) - g(y - m_1 + \epsilon) \geq g(\epsilon) - g(y - m_1 + \epsilon) \\ &\geq [y - m_1] \min_{z \in [0, y - m_1]} |g'(\epsilon + z)| \end{aligned}$$

In both cases, $F_t(m_1 + \epsilon) - F_t(m_1 - \epsilon)$ by restricting g' . Let $c_1 = \min_{y \in [\frac{\alpha}{4}, 2]} |g'(y)| \leq \min_{y \in [m - m_1, b_n + \epsilon - m_1]} |g'(y)|$. Since g' is strictly decreasing, Therefore, for ϵ small ($\epsilon < m - m_1$):

$$\begin{aligned} F_t(m_1 + \epsilon) - F_t(m_1 - \epsilon) &\geq \frac{\alpha}{2} \left[\min_{y \in [m, b_n]} g(y - (m_1 + \epsilon)) - g(y - (m_1 - \epsilon)) \right] \\ &\geq \frac{\alpha \epsilon}{2} \min_{y \in [m, b_n]} \min_{z \in [0, \epsilon]} g'(y - m_1 + z) \\ &\geq \frac{\alpha \epsilon}{2} \min_{y \in [m, b_n + \epsilon]} g'(y - m_1) \\ &\geq \frac{\alpha}{2} \epsilon c_1 \end{aligned}$$

For ϵ large ($\epsilon \geq m - m_1$):

$$\begin{aligned} F_t(m_1 + \epsilon) - F_t(m_1 - \epsilon) &\geq \frac{\alpha}{2} \left[\min_{y \in [a_2, b_n]} g(y - (m_1 + \epsilon)) - g(y - (m_1 - \epsilon)) \right] \\ &\geq \frac{\alpha}{2} \min_{y \in [m, b_n]} [y - m_1] \min_{z \in [0, y - m_1]} |g'(\epsilon + z)| \\ &\geq \frac{\alpha}{2} \frac{\alpha}{4} \min_{z \in [0, b_n - m_1]} |g'(\epsilon + z)| \\ &\geq \frac{\alpha}{2} \frac{\alpha}{4} c_1 \end{aligned}$$

In this case, $F_t(m_1 + \epsilon) - F_t(m_1 - \epsilon) \geq \frac{\alpha}{2} \min(\frac{\alpha}{4}, \epsilon) c_1$. □

Let $c_2 = g(0) - g(1)$. Since g is continuous and decreasing, $c_2 > 0$ and $|\frac{dF_t}{dx}| = |\sum_{k=1}^n g(a_k - x) - g(b_k - x)| \leq c_2$. By 3.1.1,

$$F_t(m_1 + \epsilon) - F_t(m_1 + \epsilon + \epsilon') \geq \frac{\alpha}{2} \min(\frac{\alpha}{4}, \epsilon) c_1$$

and

$$F_t(m_1 + \epsilon) - F_t(m_1 + \epsilon + \epsilon') \leq c_2 \epsilon'$$

Combining these two equations implies,

$$\epsilon' \geq \frac{\alpha}{2} \min(\frac{\alpha}{4}, \epsilon) \frac{c_1}{c_2}$$

The only unbounded value in this equation is ϵ . Recall that $m_1 + \delta$ is defined to be the earliest local maximum of F_t ; in the case of small ϵ , $[m_1 - \epsilon, m_1 + \delta]$ is a subset of the first interval. If $\epsilon \leq \frac{\delta}{2}$, then the midpoint is at least $m_1 + \frac{\delta}{4}$.

Therefore, the shift of the midpoint of the first interval depends on the location of the first local maximum of F_t . We will show that this is also bounded from below by a constant value.

Claim 3.1.2.

$$\delta \geq \frac{\min_{y \in [\frac{\alpha}{8}, 1]} |g'(y)|}{\max_{z \in [0, 1]} |g'(z)|} \cdot \frac{\alpha}{8}$$

Proof. By assumption, at $m_1 + \delta$, $\frac{dF_t}{dx} = 0$.

$$\sum_{j=1}^n g(a_j - (m_1 + \delta)) - g(b_j - (m_1 + \delta)) = 0$$

Since g is decreasing and symmetric, the sign of $g(a_j - (m_1 + \delta)) - g(b_j - (m_1 + \delta))$ depends on whether $m_1 + \delta$ is closer to a_j or b_j . Suppose this term is negative for $j = 1, \dots, k$ and positive for $j = k + 1, \dots, n$. Additionally, assume that $\delta < \frac{\alpha}{8}$; since $b_1 - a_1 < \frac{\alpha}{2}$, $m_1 + \delta < a_1 + \frac{\alpha}{4} + \frac{\alpha}{8} < m$. (Recall that m is defined as the median of A_t). Using this, we can assume that $a_{k+1} \leq m$.

Again, since g is decreasing, $g(a_j - x) - g(b_j - x) \geq (b_j - a_j) \min_{y \in [a_j, b_j]} |g'(y - x)|$.

$$\begin{aligned} \sum_{j=k+1}^n g(a_j - (m_1 + \delta)) - g(b_j - (m_1 + \delta)) &\geq \sum_{j=k+1}^n \min_{y \in [a_j, b_j]} |g'(y - (m_1 + \delta))| (b_j - a_j) \\ &\geq \min_{y \in [m, 1]} |g'(y - (m_1 + \delta))| \frac{\alpha}{2} \\ &\geq \min_{y \in [\frac{\alpha}{8}, 1]} |g'(y)| \frac{\alpha}{2} \end{aligned}$$

For $j = 1 \dots k$, $g(a_j - (m_1 + \delta)) - g(b_j - (m_1 + \delta)) < 0$.

$$\begin{aligned} \sum_{j=1}^k g(b_j - (m_1 + \delta)) - g(a_j - (m_1 + \delta)) &\leq g(b_k - (m_1 + \delta)) - g(a_1 - (m_1 + \delta)) \\ &\leq g(b_k - (m_1 + \delta)) - g(a_1 - (m_1 + \delta)) \\ &\leq (|a_1 - (m_1 + \delta)| - |b_k - (m_1 + \delta)|) \max_{z \in [0, 1]} |g'(z)| \\ &\leq (2(m_1 + \delta) - b_k - a_1) \max_{z \in [0, 1]} |g'(z)| \end{aligned}$$

Recall that since $\frac{dF_t}{dx} = 0$, we have:

$$\sum_{j=1}^k g(b_j - (m_1 + \delta)) - g(a_j - (m_1 + \delta)) = \sum_{j=k+1}^n g(a_j - (m_1 + \delta)) - g(b_j - (m_1 + \delta))$$

Combining the two equations above:

$$(2(m_1 + \delta) - b_k - a_1) \max_{z \in [0,1]} |g'(z)| \geq \min_{y \in [\frac{\alpha}{8}, 1]} |g'(y)| \frac{\alpha}{2}$$

Therefore, δ is bounded:

$$\delta \geq \frac{\min_{y \in [\frac{\alpha}{8}, 1]} |g'(y)|}{\max_{z \in [0,1]} |g'(z)|} \cdot \frac{\alpha}{4} + \frac{a_1 + b_k}{2} - m_1$$

Since $b_k \geq b_1$, the midpoint of a_1 and b_k is greater than m_1 . Combining this fact with the earlier assumption that $\delta < \frac{\alpha}{8}$, we have

$$\delta \geq \frac{\min_{y \in [\frac{\alpha}{8}, 1]} |g'(y)|}{\max_{z \in [0,1]} |g'(z)|} \cdot \frac{\alpha}{8}$$

□

This implies that in the case where $b_1 - a_1 \leq \frac{\alpha}{2}$, the midpoint of the first interval increases by a constant value. By a symmetric argument, if $b_1 - a_1 > \frac{\alpha}{2}$, then $b_n - a_n < \frac{\alpha}{2}$, and the midpoint of the last interval shifts decreases by a constant value. Since $m_n - m_1$ decreases at each step, the process must converge to a single interval in finite steps.

□

This theorem indicates that the speed of convergence depends on the function g and the size of A_0 (α). This process converges to a fixed point in at most

$$O\left(\frac{\max_{[0,1]} |g'(x)|}{\min_{[\frac{\alpha}{8}, 1]} |g'(x)|}\right)$$

steps. For example, consider the Gaussian function $g(x) = \exp(\frac{-x^2}{2\sigma^2})$. We have $g'(x) = -\frac{x}{\sigma^2} \exp(\frac{-x^2}{2\sigma^2})$. The maximum is:

$$\max_{[0,1]} |g'(x)| = |g'(\sigma)| = \frac{1}{\sigma} \exp(-1/2)$$

The minimum can occur at either endpoint depending on α and σ :

$$\min_{[\frac{\alpha}{8}, 1]} |g'(x)| = \min\left(\left|g'\left(\frac{\alpha}{8}\right)\right|, |g'(1)|\right) \approx \min\left(\frac{\alpha}{8\sigma^2}, \frac{1}{\sigma^2} \exp\left(\frac{-1}{2\sigma^2}\right)\right)$$

If $\alpha < 8\left(\frac{-1}{2\sigma^2}\right)$, the lower bound on the number of convergence steps is

$$O\left(\frac{\frac{1}{\sigma} \exp(-1/2)}{\frac{1}{\sigma^2} \exp\left(\frac{-1}{2\sigma^2}\right)}\right) \approx O(\sigma)$$

Otherwise, the bound is

$$O\left(\frac{\frac{1}{\sigma} \exp(-1/2)}{\frac{\alpha}{8\sigma^2}}\right) \approx O\left(\frac{\sigma}{\alpha}\right)$$

Another example is the inverse square distance $g(x) = \frac{1}{c+x^2}$ for a value $c > 0$. We have $g'(x) = \frac{-2x}{(c+x^2)^2}$. The maximum occurs at $\max_{[0,1]} |g'(x)| = \frac{-3\sqrt{3}}{8}c^{-3/2}$. The minimum occurs at one of the endpoints:

$$\min_{[\frac{\alpha}{8}, 1]} |g'(x)| = \min(|g'(\alpha/8)|, |g'(1)|) = \min\left(\frac{\alpha}{4(c + \frac{\alpha}{8})^2}, \frac{2}{(c+1)^2}\right) \approx \min\left(\frac{\alpha}{4c^2 + c\alpha}, \frac{2}{(c+1)^2}\right)$$

Therefore, the lower bound on the number of convergence steps when c is not small is approximately:

$$O\left(\frac{c^{-3/2}(c^2 + c\alpha)}{\alpha}\right) = O\left(\frac{c^{1/2}}{\alpha} + c^{-1/2}\right)$$

For sufficiently small c , this gives:

$$O(c^{-3/2}(c+1)^2) = O(c^{-3/2})$$

4 Conclusion and further questions

4.1 Extensions of the k -cap mechanism

Plasticity. Our proof shows that plasticity is not necessary for the convergence of the k -cap mechanism. Previous analysis of this process on random graphs studied a variant of the problem where edges were given a weight, initially set to 1. If two neighboring vertices fired consecutively, the weight of their edge was boosted by a factor of $1 + \beta$. In Erdős–Rényi random graphs, this weight proved to be vital for convergence; it allowed a set of vertices to become associated over time, causing them to fire together [12, 8]. We have shown that, given sufficiently local graph structure, it is possible for the process without plasticity to converge to a subset which is small compared to n .

4.2 Behavior of alternate graph models

Parameter range. As mentioned in the introduction, $\sigma = O(1/k)$ is the parameter range where the concentration behavior in step $t = 0$ seems to emerge. However, it is unclear whether this is a true ‘threshold’; it would be interesting to determine whether $\sigma = k^{-1-\epsilon}$ behaves like a pure random graph, or whether some weaker convergence behavior emerges.

General edge probability functions. In this paper, we have focused our attention on graphs whose edge probability is proportional to the Gaussian function, $g(x; \sigma) = e^{-x^2/2\sigma^2}$. Our proof exploits the structure of this function; it is important that the edge probability drops off exponentially after a certain distance. One possible direction for future research is to consider alternate edge probability functions, and see if the behavior of the model deviates significantly.

Further motivation from Neuroscience. As discussed above, the geometric model embeds the nodes of the graph as points in space, and it strongly prefers to connect nodes which are close to each other. Many real-world graphs have a spatial component and a cost associated with long-range connections, so the geometric graph model has theoretical guarantees which match empirical properties of graphs in many domains. One such property is the clustering coefficient, which measures the prevalence of cliques between the immediate neighborhood of the vertex [3]. In the graph model we have discussed thus far, the clustering coefficient is quite high; in fact, within a small neighborhood of any vertex the probability that the vertices form a clique is exponentially likely. In particular, high clustering between neurons has been observed in the brain [14].

Of course, the model we have studied is simplified, and it lacks many graph-theoretic structures which have been observed in the brain. While our goal is not model neuronal graphs, there may be interesting algorithmic insights which can be gleaned by mimicking empirically observed structures. Two relevant properties are the *power-law degree distribution* and the *small world property* [5]. The first property implies that there are a small set of ‘hub’ neurons with very high degree (in the geometric random graph, the degree distribution is fairly uniform). The second implies that for any two neurons, the length of the shortest path between them is not very large. Both of these properties could have interesting implications for the k -cap mechanism. One concrete question is whether, in a graph with a power-law degree distribution, the k -cap mechanism is likely to converge to a set of vertices with high degree.

4.3 Extensions of the continuous model.

Section 3 describes the behavior of the continuous α -cap process on an interval in \mathbb{R} . An interesting extension of this is to consider the process in a higher dimensional vector space. Even in \mathbb{R}^2 , where g is proportional to the euclidean distance between two points, the behavior seems significantly more complicated than the case in \mathbb{R} . One open question is to characterize the fixed points (i.e., the sets where $A_{t+1} = A_t$) in higher dimensional vector spaces.

4.4 Simulations

A simulation of the discrete k -cap process can be accessed through our GitHub repository [13].

Acknowledgements. The authors are deeply grateful to Christos Papadimitriou, Max Dabagia, Debankur Mukherjee and Jai Moondra for helpful comments and discussions. This work was supported in part by NSF awards CCF-1909756, CCF-2007443 and CCF-2134105.

References

- [1] Barry C Arnold, Narayanaswamy Balakrishnan, and Haikady Navada Nagaraja. *A first course in order statistics*. SIAM, 2008.

- [2] Marc Barthélemy. “Spatial networks”. In: *Physics reports* 499.1-3 (2011), pp. 1–101.
- [3] Marián Boguná and Romualdo Pastor-Satorras. “Class of correlated random networks with hidden variables”. In: *Physical Review E* 68.3 (2003), p. 036112.
- [4] Marián Boguná, Romualdo Pastor-Satorras, Albert Díaz-Guilera, and Alex Arenas. “Models of social networks based on social distance attachment”. In: *Physical review E* 70.5 (2004), p. 056122.
- [5] Ed Bullmore and Olaf Sporns. “Complex brain networks: graph theoretical analysis of structural and functional systems”. In: *Nature reviews neuroscience* 10.3 (2009), pp. 186–198.
- [6] S Ramón y Cajal. *Histology of the nervous system of man and vertebrates (Vols. 1, 2).*(N. Swanson & LW Swanson, Trans. 1995). 1911.
- [7] Hermann Cuntz, Friedrich Forstner, Alexander Borst, and Michael Häusser. “One rule to grow them all: a general theory of neuronal branching and its practical application”. In: *PLoS computational biology* 6.8 (2010), e1000877.
- [8] Max Dabagia, Christos H Papadimitriou, and Santosh S Vempala. “Assemblies of neurons can learn to classify well-separated distributions”. In: *arXiv preprint arXiv:2110.03171* (2021).
- [9] John N Darroch. “On the distribution of the number of successes in independent trials”. In: *The Annals of Mathematical Statistics* 35.3 (1964), pp. 1317–1321.
- [10] Lutz Dümbgen and Jon A Wellner. “The density ratio of Poisson binomial versus Poisson distributions”. In: *Statistics & probability letters* 165 (2020), p. 108862.
- [11] Wolfgang Maass. “On the computational power of winner-take-all”. In: *Neural computation* 12.11 (2000), pp. 2519–2535.
- [12] Christos H Papadimitriou, Santosh S Vempala, Daniel Mitropolsky, Michael Collins, and Wolfgang Maass. “Brain computation by assemblies of neurons”. In: *Proceedings of the National Academy of Sciences* 117.25 (2020), pp. 14464–14472.
- [13] Mirabel Reid. *Simulations for the k-cap process on geometric random graphs*. Mar. 2022. URL: <https://github.com/mirabelreid/Assemblies-Simulations>.
- [14] S. Song, P. J. Sjöström, M. Reigl, S. Nelson, and D. B. Chklovskii. “Highly nonrandom features of synaptic connectivity in local cortical circuits”. In: *PLoS Biology* 3.3 (2005), e68.
- [15] A Yu Volkova. “A refinement of the central limit theorem for sums of independent random indicators”. In: *Theory of Probability & Its Applications* 40.4 (1996), pp. 791–794.
- [16] Jun Wang. “Analysis and design of a k -winners-take-all model with a single state variable and the heaviside step activation function”. In: *IEEE Transactions on Neural Networks* 21.9 (2010), pp. 1496–1506.
- [17] Chang Xiao, Peilin Zhong, and Changxi Zheng. “Enhancing Adversarial Defense by k -Winners-Take-All”. In: *International Conference on Learning Representations*. 2019.