

# Towards Reproducible Network Traffic Analysis

Jordan Holland  
Princeton University  
jordanah@princeton.edu

Prateek Mittal  
Princeton University  
pmittal@princeton.edu

Paul Schmitt  
USC/ISI  
pschmitt@isi.edu

Nick Feamster  
University of Chicago  
feamster@uchicago.edu

## Abstract

Analysis techniques are critical for gaining insight into network traffic given both the higher proportion of encrypted traffic and increasing data rates. Unfortunately, the domain of network traffic analysis suffers from a lack of standardization, leading to incompatible results and barriers to reproducibility. Unlike other disciplines, no standard dataset format exists, forcing researchers and practitioners to create bespoke analysis pipelines for each individual task. Without standardization researchers cannot compare “apples-to-apples,” preventing us from knowing with certainty if a new technique represents a methodological advancement or if it simply benefits from a different interpretation of a given dataset.

In this work, we examine irreproducibility that arises from the lack of standardization in network traffic analysis. First, we study the literature, highlighting evidence of irreproducible research based on different interpretations of popular public datasets. Next, we investigate the underlying issues that have led to the status quo and prevent reproducible research. Third, we outline the standardization requirements that any solution aiming to fix reproducibility issues must address. We then introduce pcapML, an open source system which increases reproducibility of network traffic analysis research by enabling metadata information to be directly encoded into raw traffic captures in a generic manner. Finally, we use the standardization pcapML provides to create the pcapML benchmarks, an open source leaderboard website and repository built to track the progress of network traffic analysis methods.

## 1 Introduction

Researchers have developed methods to classify network traffic for over 30 years [55]. Classification techniques have been used for a variety of analysis tasks such as application detection, device identification, intrusion detection, and website fingerprinting [13, 43, 46, 61]. In the past, techniques were able to leverage information inside of packet payloads in order to easily classify traffic. However, with the rapid adoption of encrypted network protocols, coupled with ever-increasing data volumes, network traffic analysis has become both more important and more challenging. Research in the field has largely turned to machine learning techniques to address both of these challenges. Yet, after almost 20 years of applying machine learning techniques to various traffic analysis problems, no standard dataset format or comparison methodology exists [51].

The lack of a standardized dataset format had led directly to a reproducibility crisis in traffic analysis research: correctly reproducing previous work is near-impossible. Researchers are required to build bespoke pipelines for each new dataset in which they must engineer a pipeline to parse the format of the dataset, organize the

packets according to the task (*i.e.*, applications, intrusions, devices, websites), attach metadata to each set of separated packets, and finally develop and evaluate an analysis technique. Testing even the same technique on a different dataset requires re-inventing the wheel: engineering a new pipeline for a new task. Worse, ambiguous terminology commonly used throughout the field, such as a “traffic flow” or an “application” can lead to researchers, starting from the same dataset, to test analysis techniques on completely different definitions of a task.

These issues lead to multiple downstream problems. First, analysis techniques, such as the performance of a machine learning classifier, are compared against one another when the underlying problem definition differs. Second, the difficulty of creating analysis pipelines has led to a focus on pre-processed datasets, in which the dataset curators release features extracted from the original network traffic as opposed to the raw packets. Techniques stemming from these pre-processed datasets are inherently limited to a subset of the released features and resulting research ultimately ends up being a “model bake-off,” necessarily precluding the discovery of unforeseen features for a given task. Finally, all of these issues create a barrier not only to reproducibility, but to innovation in the field. When compared with the progress of other fields, such as image recognition or natural language processing, techniques in network traffic analysis have been relatively stagnant despite increasing need for accurate analysis methods.

This work examines the state of network traffic analysis research. We first highlight evidence of reproducibility challenges using examples from multiple public datasets. We then highlight underlying causes of these reproducibility issues, including the use of ambiguous terminology, the lack of a standardized dataset format, and a focus on pre-processed datasets. Next, we take our learnings and outline a list of requirements that any proposed standardization solution must meet.

Finally, we introduce pcapML, an open source system that aims to meet our requirements and standardize network traffic analysis research. Rather than focus on a standardized feature set, which previous work has called for, pcapML standardizes network traffic analysis research *at the dataset level* [12, 18]. pcapML does this by enabling researchers to encode metadata and traffic definitions (*i.e.*, traffic flow directionality) directly into raw traffic captures in a generic manner. Further, pcapML-encoded datasets can still be analyzed by the most popular traffic analysis tools and libraries. Further, we release pcapML-FE, an open source python library which lowers the bar for researchers to incorporate pcapML-encoded datasets into existing pipelines. Lastly, we use pcapML to create the pcapML

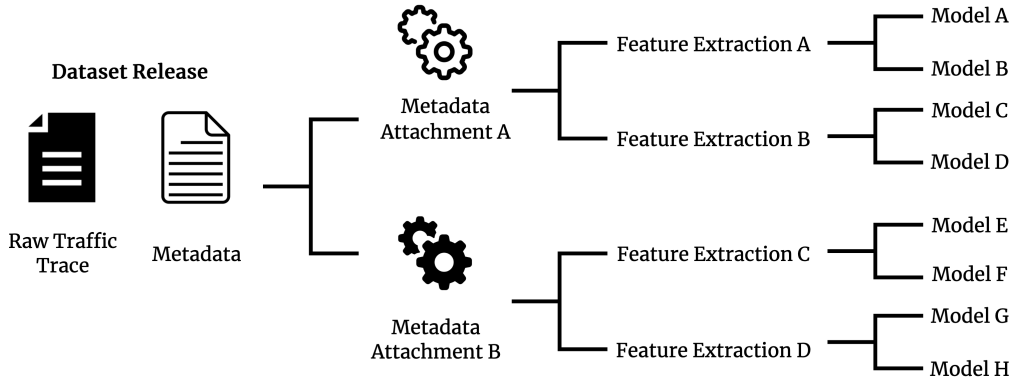


Figure 1: Releasing metadata separate from raw traffic leads to differing versions of the same original task, rendering it impossible to directly compare results.

Source	Citations	Year	Class Distribution				
			Normal	DoS	Probe	R2L	U2R
Dataset Release [43]	1287	2000	1,157,873	1,919,937	54,793	949	48
Khan <i>et al.</i> [36]	498	2007	878,318	308,808	15,120	3,327	39
Wang <i>et al.</i> [86]	301	2017	1,309,598	2,152,850	89,301	14,535	436

Table 1: Usage of the KDD-CUP98 dataset differs from both the original release and other works.

benchmarks a public leaderboard and repository for any traffic analysis task and dataset, enabling dataset creators to list their work on a central platform, dataset users to directly compare methods on a variety of tasks, and the field to better track the progress of analysis techniques.

The rest of the paper organized as follows. Section 2 presents evidence of the need for standardization in network traffic analysis. Section 3 uses the lessons learned from Section 2 to outline a list of requirements for any standardization solution. Section 4 presents pcapML and pcapML-FE, open source systems built to increase reproducibility and increase innovation in the field. Next, Section 5 presents the pcapML benchmarks, an open platform for dataset creators and users to develop and compare research. Section 6 then provides general recommendations for sound, reproducible research moving forward. Finally, Sections 7 and 8 examine related works and summarize our contributions.

## 2 The Need For Standardization

In this section we examine irreproducibility in the current network traffic analysis ecosystem. First, we investigate literature leveraging several popular network traffic datasets, finding that standard practices lead to incomparable and irreproducible research, visualized in Figure 1. We then survey the literature to outline the practices that lead to irreproducible research.

### 2.1 Examples of reproducibility challenges.

We begin by examining popular network traffic datasets and literature that tests methods using those datasets. The following subsections highlight three popular datasets examined. We describe how the datasets are curated, the release format of the datasets, and finally compare literature leveraging the datasets to demonstrate examples of irreproducibility in network traffic analysis.

We wish to clearly state that the datasets and papers mentioned *are not* chosen to point out methodological errors by these specific dataset curators or paper authors. On the contrary, the referenced datasets and papers generally represent a *higher* standard of reproducibility than many of the datasets and works we examined in our search in that they outline their methodology and dataset usage in such a way that comparisons can be made.

#### 2.1.1 DARPA 1998

*Overview.* The DARPA 1998 intrusion detection dataset is perhaps the oldest and most well known intrusion detection dataset [43]. The dataset was created in an effort to evaluate and compare intrusion detection methods on the same task. In all, the dataset consists of seven weeks of training data and two weeks of testing data, containing both benign network traffic and 38 attacks comprising 4 broader classes of attack to be classified. Although this dataset has known criticisms in terms of class distribution and experimental collection it has still been widely used due to its long-term availability [52].

*Format.* The network traffic was captured using tcpdump and released in the PCAP file format [77]. As the challenge consisted of traffic across ten weeks, a PCAP file was released for the traffic captured for each day of the experiment. In all, this results in 45 separate PCAP files. The metadata for the traffic was released in separate “list” files, which are CSV-like in structure. For each PCAP file, a list file was released with labels for TCP and UDP sessions found in the raw traffic. Each record in the metadata files lists the start date, start time in Hour:Minute:Second format, the four-tuple

Source	Citations	Year	Class Distribution														
			DoS							Web							
			Benign	Bot	DDoS	GoldenEye	Hulk	Slowhttptest	Slowloris	Heartbleed	Infiltration	PortScan	FTP-Patator	SSH-Patator	Brute Force	SQL Injection	XSS
Original Dataset [67]	1,057	2018	2,273,097	1,966	128,027	10,293	231,073	5,499	5,796	11	36	158,930	3,938	5,879	1,507	21	652
Vinakayumar <i>et al.</i> [84]	484	2019	80,000	1,966	8,000	-	-	8,000 ♦	-	-	8,000	7,938	5,879	-	2,180 ♦	-	-
Zhang <i>et al.</i> [98]	63	2019	339,621	1,441	16,050	7,458	14,108	4,216	3,869	-	-	158,673	3,907	2,511	1,353	12	631
Zhou <i>et al.</i> [99]	134	2020	439,683	-	-	10,293	230,124	5,499	5,796	11	-	-	-	-	-	-	-
Barut <i>et al.</i> [12]	5	2020	248,067	-	45,168	-	-	29,754 ♦	-	-	66,914	153,028	3,958	2,464	-	2,019 ♦	-
Stiawan <i>et al.</i> [75]	47	2020	454,396	367	-	-	-	76,265 ♦	-	-	6	32,882	2,717	-	426	-	-

**Table 2: Work stemming from the same dataset ends up testing methods on differing versions of the same dataset, rendering direct comparisons impossible. (♦ denotes merged classes.)**

(source IP, destination IP, source port, destination port), and the label for the session.

*Evidence of Irreproducibility.* Researchers using the dataset are required to build a pipeline that parses the raw network traffic by session, associates each record in the metadata file with the set of raw packets that define the session, and extracts information from the session to classify it. To highlight how this methodology can lead to reproducibility and comparability issues in practice, we take the “list” files released with the dataset and calculate the distribution of samples in each of the five classes of traffic. We then examine work from the literature that leveraged the dataset to compare this class distribution with.

Table 1 shows the results of this experiment. We see that authors ultimately experiment with analysis methods on different versions of the dataset. The number of samples in each class of traffic differs both from the originally released dataset and each other. As such, comparisons of the intrusion detection methods in the papers listed and the originally published methods are difficult, if not impossible, to perform. Further, recreating these works is near-impossible as to do so one must recreate an entire bespoke pipeline that lead to a differing version of the underlying dataset. These issues partly occur due to the difficult and messy nature of merging raw network traffic and metadata. Wang *et al.* describe issues they encounter during this process [86]:

“The traffic format of DARPA1998 is non-split pcap, which must be split into multiple network flow files. In addition, the label files contain a few problems, such as duplicated records and incorrect labels. For example, the label file “Test/Week2/Friday” contains a record of “07/32/1998,” which is an obvious date error. Therefore, the dataset requires preprocessing before the experiments can be conducted.”

### 2.1.2 CICIDS 2017.

*Overview.* The CICIDS 2017 intrusion detection dataset was specifically curated to represent a more modern intrusion detection dataset than previously available [67]. The dataset consists of over 40GB of network traffic captured over the course of five days. 15 different classes of network traffic exist in the dataset: 14 types of attack traffic flows and benign traffic flows.

*Format.* The dataset was released in two formats. First, a pre-processed set of features in which the authors extract features from each labeled flow for use with machine learning methods, using a custom built system. Second, the raw network traffic and associated labels were released as a set of PCAP files, one to two PCAP

files per day of the experiment, and a metadata CSV containing information to link the raw traffic flows to a label, such as the flow start timestamps and flow 5-tuples.

*Evidence of Irreproducibility.* We again process the metadata files released with the dataset, determining the class distribution of the dataset. We then examine the literature for work testing methods on the dataset which reports the class distribution used for their experiments. Table 2 compares the class distribution in the original dataset compared with work leveraging the dataset.

Table 2 again shows that authors ultimately test methods on different interpretations of the same dataset. No row in Table 2 is identical to another. Various works leveraging the dataset merge multiple classes into a single class, subsequently downsampling the number of flows in the merged class. Others ignore classes in the original dataset altogether. Research developing and testing methods on differing interpretations of the same dataset render it difficult to reason about the superiority of any intrusion detection method over another.

### 2.1.3 VPN-nonVPN

*Overview.* The third dataset we examine in detail is the VPN-nonVPN dataset, released in 2016 [23]. The dataset consists of traffic from 7 different types of applications, such as “web browsing” or “streaming.” The dataset contains both VPN and non-VPN traffic for each type of application, consisting of 14 different labeled traffic classes.

*Format.* The dataset is released as a set of PCAP traffic files. Each PCAP file contains traffic generated by an application. Metadata for the traffic is encoded in the name of each PCAP, as each PCAP file is named by the specific application that generated the traffic, such as email1a.pcap. No information mapping the network traffic to the broader application type, which is ultimately used for evaluation in the paper, is released. There is a description of the specific applications that make up each “application type” in the paper itself.

*Evidence of Irreproducibility.* We survey the literature leveraging this dataset to understand how it is used. Although we are unable to gather detailed information regarding the class distribution for each work, we do find the number of classes of traffic used for evaluation in the original work and subsequent work.

As with previous examples, Table 3 illustrates that works leveraging the dataset interpret the dataset differently from one another. Table 3 also records the authors labeling process as described in each paper, demonstrating how differing versions of the same dataset can be created. Wang *et al.* even note that they correspond with

Paper	Citations	Classes	Labeling Description
Draper-Gil <i>et al.</i> [23]	365	14	Original Dataset
Wang <i>et al.</i> [87]	346	12	"The flow features of ISCX dataset have 14 classes of labels, but the raw traffic has no labels, so we labeled pcap files in the dataset according to the description of their paper. Some files such as "Facebook_video.pcap" can be labeled as either "Browser" or "Streaming", and all files related to "Browser" and "VPN-Browser" have this problem. We can't solve this problem even after email communication with the authors, so we decided not to label these files."
Lotfollahi <i>et al.</i> [44]	385	12, 17	"...the dataset's pcap files are labeled according to the applications and activities they were engaged in. However, for application identification and traffic characterization tasks, we need to redefine the labels, concerning each task. For application identification, all pcap files labeled as a particular application which were collected during a nonVPN session, are aggregated into a single file. This leads to 17 distinct labels shown in Table 1a. Also for traffic characterization, we aggregated the captured traffic of different applications involved in the same activity, taking into account the VPN or non-VPN condition, into a single pcap file. This leads to a 12-classes dataset, as shown in Table 1b."
Zou <i>et al.</i> [100]	41	12	"The dataset contains 25GB raw traffic in the pcap format, which includes 14 network application classes, where 7 for regular traffic (such as Spotify and Facebook) and the rest for the corresponding traffic with VPN encrypted (such as VPN-Spotify and VPN-Facebook). We relabel the raw traffic into 12 classes, to be used in our experiments..."
Zeng <i>et al.</i> [96]	96	7	"The first selected dataset is regenerated from ISCX VPN-nonVPN traffic dataset in order to evaluate the effectiveness of DFR on encrypted traffic classification. ISCX VPN-nonVPN dataset originally has 7 types of regular encrypted traffic and 7 types of protocol encapsulated traffic. Since we mainly focus on evaluating the efficiency on encrypted traffic classification, we will select and label data from those 7 types of regular encrypted traffic, which are Web Browsing, Email, Chat, Streaming, File Transfer, VoIP, and P2P. To be noticed that all other six types of encrypted traffic are related to Web Browsing, hence we abandoned his class of encrypted traffic referring to Wang's work."
Barut <i>et al.</i> [12]	5	7, 18, 31	"The third dataset focuses on application type classification and is called non-VPN2016. It is obtained by extracting flow features using only the non-VPN raw traffic capture files from the CIC website as our feature extraction tool does not support VLAN processing yet. Three levels of annotations are assigned to this dataset: top-level, mid-level and fine-grained. Top-level annotations are a general grouping of those traffic capture data and 7 classes are selected including P2P, audio, chat, email, file transfer, tor, video. Mid-level annotations contain 18 type of applications (facebook, skype etc.) while fine-grained annotations identify 31 lower-level classes in an application (facebook_audio, facebook_chat, skype_audio, skype_chat/etc.). Table 4 gives the list of files used to create non-VPN2016 dataset."
Wang <i>et al.</i> [85]	106	15	"The dataset for evaluation is selected from the "ISCX VPN-nonVPN traffic dataset". As shown in Table 2 the total dataset for evaluation is composed of 15 applications, e.g., Facebook, Youtube, Netflix, etc. The chosen applications are encrypted with various security protocols, including HTTPS, SSL, SSH, and proprietary protocols. A total of 206,688 data packets are included in the selected dataset."

**Table 3: The current traffic analysis ecosystem creates a burden for dataset curators and researchers using the dataset. Dataset curators are forced to choose a format to release the dataset and work with researchers to rebuild the dataset. Researchers using the dataset must attempt to recreate the datasets faithfully.**

Term	Referenced By
5-tuple flow	[11, 12, 27, 29, 49, 68, 87, 98–100]
4-tuple flow	[24, 78, 80]
application	[12, 29]
bi-directional flow	[12, 23, 96]
bi-directional session	[87]
channel	[10, 53]
dns encrypted flow	[70]
flow	[7, 12, 16, 44, 80]
network flow	[43, 56, 84]
network trace	[62]
packet trace	[41]
stream	[31]
sub-flow	[68, 75, 99]
tcp connection	[1, 15, 16, 43, 89]
tcp flow	[33]
tcp session	[4, 43, 88]
tcp stream	[16, 32, 37, 88]
tcp sub-flow	[94]
traffic burst	[97]
traffic flow	[10, 29, 49, 97]
traffic stream	[49]
traffic trace	[7, 31, 64, 71]
udp connection	[43]
udp flow	[80]
website trace	[14, 26, 41, 58, 59, 63, 64, 72, 73]

**Table 4: Terminology varies among work examined.**

the original authors and still cannot fully reproduce the original dataset, ultimately testing methods on a dataset with two fewer classes than the original work [87].

## 2.2 Causes of Irreproducibility

Subsection 2.1 presented examples of irreproducibility in network traffic analysis. In this section, we outline and investigate the causes of irreproducibility in network traffic analysis.

**2.2.1 Ambiguous Terminology** The datasets examined in Subsection 2.1 describe network traffic and analysis tasks using terminology common throughout the field. The DARPA 1998 analysis task focuses on "sessions", which correspond to individual TCP or UDP "connections" between two IP addresses. The CICIDS 2017 analysis task examines "flows", which they define as bi-directional using the 5-tuple definition of a flow (source IP, destination IP, source port, destination port, protocol). Finally, the VPN-nonVPN dataset focuses on "application" identification, where applications are defined by single traffic flow which is considered to be bi-directional.

Although vernacular is useful in conversation, precise definitions of these terms are required for reproducible research. We perform a simple experiment to better understand the varied definitions of similar terminology in traffic analysis. We examine work appearing in ACM CCS, USENIX Security, PETS Symposium, IEEE S&P, and NDSS in the years 2021, 2020, and 2019, further supplementing our search with papers already included in Subsection 2.1. We search each paper for two types of terms. First, we look for the most specific term used for defining the analysis task at hand, such as "5-tuple traffic flow" or "application". Second, we examine terms used when defining features for classification, such as "sub-flow" or "tcp-stream". We do not simply report if a term appeared in a paper in any capacity, nor do we consider subsets of terms (*i.e.*, 5-tuple flow does not also include flow). We examine and extract terminology used in 50 papers in total.

Table 4 shows the 25 separate terms found during the search. Perhaps more concerning than the raw number of terms used to describe analysis tasks is that even terms *in the same row* of Table 4 can vary in definition. For example, works can consider 5-tuple flows as either uni-directional or bi-directional [67, 98]. We further detail two classes of terminology below and describe how ambiguous terminology can directly lead to researchers working on non-identical tasks.

*Flows.* The term "flow" is present throughout a large number of papers we examine, but defined differently in many of the papers. For example, some works define a flow using a 4-tuple (source IP, destination IP, source port, destination port), while others use a

Dataset	Citations	Task	Raw Traffic (PCAP)?	Metadata Format	Preprocessed Features?
DARPA 1998 [43]	1,288	Intrusion Detection	☑	List File	
DARPA 1999 [42]	1,250	Intrusion Detection	☑	Described On Website	
UNSW-NB15 [54]	1179	Intrusion Detection	☑	ARGUS, BRO, CSV	☑
TON_IoT [2]	60	Cybersecurity Applications	☑	LOG, CSV	☑
Bot-IoT [38]	376	Botnet Detection	☑	ARGUS, BRO, CSV	☑
CICIDS 2017 [67]	1,057	Intrusion Detection	☑	CSV	☑
VPN-nonVPN [23]	365	Application Type	☑	Described In paper	☑
Android Malware 2017 [69]	938	Malware Detection	☑	CSV	☑
Tor 2016 [39]	300	Application Type	☑	Described On Website	☑
CTU-13 [25]	540	Botnet Detection		BIARGUS	☑
NSL-KDD [35]	3,339	Intrusion Detection		CSV	☑
KDD99 [8]	-	Intrusion Detection		CSV	☑
Deep Fingerprinting [71]	161	Website Fingerprinting		PKL	☑

Table 5: Dataset formats and separate tasks create a large barrier to testing new methods

5-tuple definition (4-tuple and protocol). Worse, each of these definitions can be further divided into uni-directional and bi-directional versions. These distinctions can, and have, lead to the branching methodologies shown in Figure 1. For example, Sharafaldin *et al.* curated, released, and provided an intrusion detection method for the CICIDS dataset [67]. In their work, they analyze the dataset considering flows as bi-directional 5-tuples, while a 5-tuple flow can also be thought of as uni-directional. Zhang *et al.* subsequently leverage the raw CICIDS dataset but use software to parse the traffic which considers 5-tuple flows as uni-directional, representing a different task than the original authors. Combining this issue with the varying class distributions shown in Table 2 only creates more methodology branches which are not directly comparable with others.

Even small modifications to the definition of units of traffic can directly affect the results of analysis methods. Draper-Gil *et al.* examine this, analyzing the performance of models trained on an application identification task using four different flow timeout values, finding that the accuracy of the models varied by up to 3% [23]. In another example, Garcia *et al.* redefine and re-release a popular public dataset based off of bi-directional traffic flows outperforming a uni-directional flow definition on the same task [25]:

“Each scenario was captured in a pcap file that contains all the packets of the three types of traffic. These pcap files were processed to obtain other type of information, such as NetFlows, WebLogs, etc. The first analysis of the CTU-13 dataset, that was described and published in the paper “An empirical comparison of botnet detection methods” (see Citation below) used unidirectional NetFlows to represent the traffic and to assign the labels. These unidirectional NetFlows should not be used because they were outperformed by our second analysis of the dataset, which used bidirectional NetFlows.”

*Applications and Websites.* The “application identification” and “website fingerprinting” tasks further exhibit the perils of ambiguous terminology in traffic analysis. Clearly defining the set of packets that are attributable to a single application or website is critical to comparing, contextualizing, and reproducing methods for a given task, as definitions of these tasks can drift over time. In the past, applications often used a single network flow (5-tuple, uni-directional) [13]. However, modern applications commonly leverage multiple simultaneous traffic flows (*e.g.*, Netflix video streaming can include many several underlying flows for a single video session), and recent research has used this information to analyze traffic [19]. Website fingerprinting tasks raise similar questions: does a website trace comprise of only traffic to and from a single server IP address, or are the multiple connections to other server IPs considered when performing analysis?

*2.2.2 Different Tasks, Different Dataset Formats.* The three datasets presented in Subsection 2.1 comprise two discrete tasks: application classification and intrusion detection. Yet, each of the three datasets requires a custom-built analysis pipeline to develop and test methods. Although all three datasets store their network traffic in the PCAP capture format, the metadata, which defines how to separate the packets into an “intrusion” or an “application”, is released in a variety of formats. Table 5, which shows the release format of a variety of popular datasets, demonstrates that this is common practice: datasets release network traffic in PCAP format and metadata in a one-off manner. Worse, Table 5 demonstrates that even for researchers working only on a *single task* (*i.e.*, intrusion detection), there is no common dataset format to interact with. Each dataset format increases the engineering burden on researchers developing new methods, increasing the chances for human error and resulting in branching methodologies shown in Figure 1.

### 2.3 Preprocessed Datasets Inhibit Innovation.

Another trend seen in Table 5 and subsequent research is a heavy focus on releasing pre-processed traffic as well as calls for standardized feature sets [12, 18]. The highest cited dataset in Table 5,

the NSL-KDD dataset, is a set of pre-processed features derived from the KDD99 dataset which was originally derived from the DARPA1998 and DARPA1999 datasets[35].

The predictive accuracy of any machine learning algorithm, regardless of task, is impacted by the representation of the data that is offered to the model as input. Typically, machine learning pipelines are developed iteratively, observing model performance using different representations of the raw data. It stands to reason that it can be difficult, if not impossible, to know which features should be extracted and how data is best represented for any given task *a priori*. Publicly released datasets of pre-computed features, rather than raw network traffic that was used to generate the features, prohibit future researchers entirely from exploring new features that the original work may not have considered. This practice directly hinders advances in *techniques*, forcing research based on pre-processed datasets to ultimately boil down to model “bake-offs.”

### 3 Standardization Requirements

In this section we outline a list of requirements that a system for standardized traffic analysis must meet. These requirements arise from issues uncovered in Section 2.

*Compatible.* A large ecosystem of mature and well-known tools and libraries exists for parsing, filtering, and analyzing network traffic, including tcpdump, tshark, wireshark, pf\_ring, and libpcap [57, 76, 77, 92, 93]. Any solution that is not inherently compatible with this long-developed ecosystem of tools would amount to re-inventing the wheel and be highly unlikely to be adopted.

*Standard.* Section 2 explored the pitfalls of requiring researchers to build analysis pipelines for a variety of dataset formats. Any system for standardized traffic analysis must standardize all traffic analysis tasks and datasets under a single dataset format. This requirement significantly lowers the burden on researchers creating and reproducing traffic analysis research, decreasing the chance for human error.

*Portable.* The standardization solution must *unify* metadata and raw traffic traces. This requirement eliminates engineering errors that can occur when stitching together metadata and raw network traffic traces. Ultimately, any standardization solution should enable dataset curators to release a single file that contains all raw traffic and associated metadata whenever feasible.

*Unambiguous.* Section 2 examined the variety of terms that can be used to categorize and identify network traffic, such as traffic flows, traffic sessions, application traffic, and website traces. Vague terminology leads to work that is incomparable. As such, a standardization solution must provide a method for eliminating all ambiguity by encoding this information with the network traffic.

*Unprocessed.* Pre-processed datasets make the assumption that the pre-processed features best describe the traffic, reducing future methods to only a subset of the preprocessed features. A standardization solution must occur at the lowest granularity possible, the packet level, to avoid any loss of information that could be leveraged in future work.

*Reproducible.* Any standardization solution must provide users with the ability to uniquely identify all traffic samples in a dataset (*i.e.*, traffic flows, applications, devices). This requirement enhances the reproducibility of traffic analysis work, by enabling researchers to directly compare new methods with previous ones.

## 4 pcapML

In this section we present pcapML and pcapML-FE (Feature Explorer), open source systems designed to address issues with current practices highlighted in Section 2 while meeting the requirements presented in Section 3. We begin by discussing our solution for the pcapML output file format and embedded metadata. We then present the processing pipeline of pcapML using an example case study. Next, we evaluate costs associated with pcapML using multiple data sets. Finally, we present pcapML-FE, which eases the burden of incorporating pcapML outputs into existing ML pipelines.

### 4.1 Output Format: PCAPNG

As outlined in Section 3, any standardization solution must meet multiple requirements, including providing a standard format that is compatible with the existing ecosystem of tools.

Almost universally, the networking community has settled on using the PCAP capture format for capturing, storing, analyzing, filtering, and releasing network traffic [28]. The PCAP file format is supported by every popular traffic analysis tool, including tcpdump, libpcap and wireshark [76, 77, 93]. Unfortunately, the PCAP format, which can be conceptualized as a linked list of raw network packets, provides no generalizable method to unify metadata and raw packets. Techniques to embed metadata information into packet headers, such as optional IP or TCP options, cannot be relied upon as there is no guarantee that these headers will exist in every packet, or that such headers contain the necessary space for metadata. This limitation has led to the status quo for datasets: traffic captures and metadata are stored and released as separate files.

More recently (beginning in 2014), working groups have developed the PCAP next generation (PCAPNG) traffic capture format [47]. While the PCAP format represents a linked list of raw packets, the PCAPNG file format can be conceptualized as a linked list of blocks which encapsulate raw packets. Each packet block contains the raw packet data, the timestamp the packet was captured, and importantly, has a variable length options field. The options field resembles other variable length option fields, such as the TCP options in that it is represented as a list of code, value pairs. pcapML leverages the options field on each packet block to encode metadata directly into the PCAPNG file, unifying metadata and raw network traffic. Our use of PCAPNG satisfies several of our requirements presented in Section 3, as discussed below.

*Compatible.* The PCAPNG file format has the benefit of *already* being supported by the most popular libraries and tools to capture and analyze network traffic. Wireshark and tshark are able to both parse and output PCAPNG traffic captures by default, and libpcap and tcpdump can parse PCAPNG captures[77, 91].

*Standardized.* PCAPNG’s options field provides a means to unify metadata and raw network traffic and create a standard, unified dataset format for holding both network traffic and metadata.

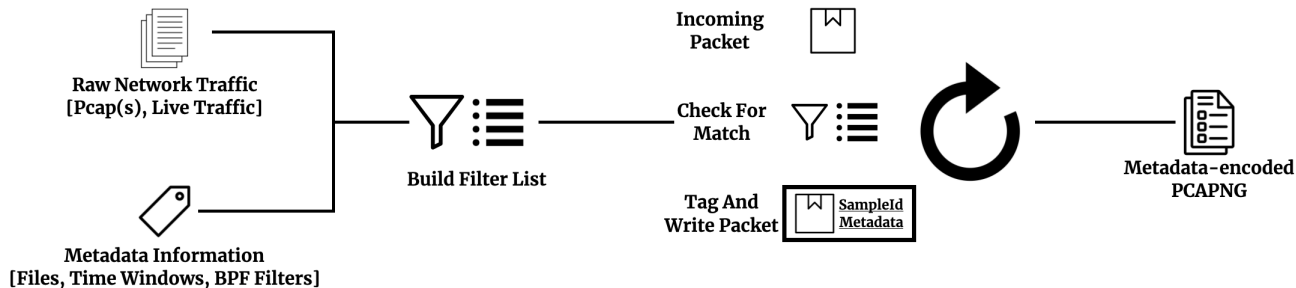


Figure 2: pcapML enables researchers to directly encode metadata into raw traffic captures in a manner that familiar tools used to filter, read, and analyze network traffic can still be leveraged.

There are two options to attach metadata to each packet. First, the PCAPNG file format contains a built-in option type, `opt_comment`, which allows for arbitrary UTF-8 strings to be attached to every packet in a traffic capture. The advantage of using the built-in option is the guaranteed portability of the encoding. The disadvantage of this method is there is no specified structure for the metadata-encoding as the comment is an arbitrary UTF-8 string. The second option for encoding metadata into the packet block options field is to use a custom option type. This method has the advantage of building structure into the option itself. Unfortunately, the drawbacks include lack of guaranteed portability and flexibility in the future. As such, pcapML leverages the preexisting `opt_comment` for unifying metadata and raw traffic, using a generic CSV structure inside of the UTF-8 string itself to encode information.

*Portable.* We leverage the PCAPNG format to directly embed metadata information for every packet in a network traffic trace. As such, pcapML creates a single, portable solution for network traffic datasets, enabling researchers to build analysis pipelines for multiple datasets and tasks around a single dataset format.

*Unprocessed.* pcapML enables feature exploration by providing a solution at the finest granularity possible, the packet level. Attaching metadata to each individual packet in a dataset incurs no loss of information, allowing researchers to explore, test, and compare potentially unseen features and methods for analyzing the traffic with existing techniques.

## 4.2 Metadata Format: SampleIDs

As discussed, the PCAPNG file format enables us to directly couple metadata and individual network packets. We now require a generalizable method to match any given packet with its associated metadata and traffic sample. For each traffic analysis task, a traffic sample can be defined differently. In a traffic flow identification task, all packets that belong to a given traffic flow comprise a single traffic sample. For an OS detection task, a single packet may constitute a traffic sample. For anomaly detection, all of the packets inside of a specific time window can comprise a single traffic sample. Finally, for an application identification task, all of the packets created by an application, which may include multiple traffic flows, comprise a single traffic sample.

The variety of goals and traffic sample definitions has led to bespoke pipelines for each individual task. With pcapML, our goal is to find a generalizable solution for the field to build upon. We notice that all traffic analysis tasks have an important common factor: *every traffic sample can be defined by a group of one or more packets*. We leverage this insight and the ability to encode metadata into PCAPNG traffic captures to create sampleIDs, a simple, generalizable method to identify traffic samples. pcapML’s use of sampleIDs fulfill two requirements that outlined in Section 3.

*Unambiguous.* pcapML eliminates ambiguity by generating a sampleID for each group of packets that represents a traffic sample for a given analysis task. For example, pcapML can generate a sampleID for every packet belonging to the same traffic flow, application, anomaly, operating system, device, or any other packet grouping. Attaching a sampleID to every packet in a PCAPNG traffic capture, pcapML removes ambiguity surrounding which packets are meant to be associated with a given traffic sample, eliminating all ambiguity arising from vague traffic analysis terms that can be interpreted in multiple ways such as “traffic sessions”, “traffic flows”, and “applications.”

*Reproducible.* The sampleIDs that pcapML generates provide a means for future researchers to definitively know which traffic samples (*i.e.*, groups of packets) were used for a given analysis task. This capability greatly enhances reproducibility of research, as researchers can know that they are able to work on “apples-to-apples” methodological comparisons at the packet-level. For example, sampleIDs enable researchers to publish the sampleIDs of their training, testing, and validation sets for machine learning based traffic analysis tasks, allowing future researchers to not only ensure they are using the same packets in each traffic sample, but even the same dataset splits. Finally, sampleIDs can increase the depth of understanding across various methods, allowing researchers to uniquely identify the specific samples on which their techniques perform well or poorly.

## 4.3 Design and Usage

We have described the methods that pcapML uses to satisfy the requirements outlined in Section 3. Figure 2 shows an overview of pcapML, an open source system for standardizing traffic analysis

datasets. In this section outline the capabilities and uses of pcapML in practice using a public dataset to provide illustrative examples.

We leverage the Snowflake Fingerprintability dataset [48] to walkthrough pcapML. The dataset contains over 6,500 DTLS handshakes collected to evaluate the indistinguishability of Snowflake, a pluggable-transport for Tor that leverages WebRTC, with handshakes from other WebRTC applications: Facebook messenger, Google Hangouts, and Discord. As with many publicly released network traffic datasets, the Snowflake dataset was originally released with raw traffic files separated from metadata: a list of PCAP files, one PCAP file for each traffic sample (handshake), and a CSV that maps the traffic in each file to the application that generated the handshake.

*Traffic Inputs.* We design pcapML to receive and process three types of raw traffic inputs:

- A single PCAP.
- A directory of PCAPs.
- Live traffic.

When processed by pcapML, all input types results in a single, portable output file: a metadata-encoded PCAPNG file. The Snowflake dataset task corresponds to labeling a directory of PCAPs. Listing 1 shows a sample of the Snowflake dataset on disk.

```
1 $ ls dataset/  
2 ubuntu_chrome_discord_0.pcap  
3 ubuntu_chrome_discord_1.pcap  
4 ...  
5 ubuntu_chrome_facebook_0.pcap  
6 ubuntu_chrome_facebook_1.pcap  
7 ...  
8 ubuntu_firefox_snowflake_0.pcap  
9 ubuntu_firefox_snowflake_1.pcap  
10 ...  
11 ubuntu_firefox_google_0.pcap  
12 ubuntu_firefox_google_1.pcap  
13 ...
```

**Listing 1: A sample of the DTLS dataset in its originally released format: one PCAP per traffic sample.**

*Metadata Inputs.* pcapML ingests a metadata file along with the raw traffic inputs in order to attach metadata to each traffic sample (i.e., group of packets) in a given dataset. We design pcapML to accept metadata files in pcapML follow a consistent CSV format, with each record containing two or three columns:

- `traffic_filter`, which designates a filter that a set of packets will match and generally represents a single traffic sample.
- `metadata` designates the metadata that will be attached to each packet that matches a specific `traffic_filter`.
- `group_key`, an optional third column that enables users to generate traffic samples out of multiple `traffic_filters` by overriding the default `sampleID` generation and associating all of the packets with the same `group_key` with a single `sampleID`.

*Traffic Filters.* We have implemented three types of traffic filters in pcapML:

- **File:** file filters are used when running pcapML on a directory of PCAPs and map all the traffic in a single PCAP file to a piece of metadata.
- **BPF:** BPF filters can be used to filter traffic, where every packet that matches the BPF filter is associated with a piece of metadata.
- **Timestamps:** timestamp filters map all of the traffic before a given timestamp, after a given timestamp, or between two timestamps to a piece of metadata.

pcapML also has the capability to combine BPF and timestamp filters. An example of the metadata file required to encode the Snowflake dataset is shown in Listing 2. Each filter in the `traffic_filter` column is simply prepended by the filter type.

```
1 $ cat metadata.csv  
2 # traffic_filter,metadata,group_key  
3 FILE:dataset/ubuntu_chrome_discord_0.pcap,discord,  
4 FILE:dataset/ubuntu_chrome_discord_1.pcap,discord,  
5 ...  
6 FILE:dataset/ubuntu_chrome_facebook_0.pcap,facebook,  
7 FILE:dataset/ubuntu_chrome_facebook_1.pcap,facebook,  
8 ...  
9 FILE:dataset/ubuntu_firefox_snowflake_0.pcap,facebook,  
10 FILE:dataset/ubuntu_firefox_snowflake_1.pcap,facebook,  
11 ...  
12 FILE:ubuntu_firefox_google_0.pcap,google,  
13 FILE:ubuntu_firefox_google_1.pcap,google,  
14 ...
```

**Listing 2: An example metadata file when using pcapml on a directory of pcaps.**

*pcapML Operation.* When run, pcapML first parses the metadata file and generates a vector of traffic filters to be held in memory. For each traffic filter, pcapML generates a unique sequential integer `sampleID` starting from zero. pcapML originally used a hashing function to generate `sampleIDs` for each traffic sample, but hashing has drawbacks: shorter output lengths leave the opportunity for hash collisions, while longer output lengths lead to inflated output file size, as a `sampleID` is attached to each individual packet.

Next, pcapML reads in packets from the given input source, searching the filter vector for matches. pcapML employs two methods for searching for a filter match: when matching FILE filters (while processing a directory of PCAPs), pcapML loads in the `sampleID` and metadata associated with all of the packets in the file before processing in order to avoid vector lookup overhead for each packet. Conversely, when matching BPF or timestamp filters, pcapML linearly searches the filter vector until it finds a match. We implemented a small optimization in the vector search by beginning the search from the last matched filter, rather than searching the vector from the beginning for all packets. This optimization takes advantage of the bursty nature of traffic from hosts or in flows, allowing for quick lookups for adjacent packets that match identical filters without adding significant system complexity.

Finally, pcapML outputs each packet that matches a traffic filter to the designated output file, leveraging the PCAPNG packet block options to encode the `sampleID` and metadata associated with the packet in a `sampleID,metadata UTF` string. Listing 3 shows that we can encode the Snowflake Fingerprintability dataset with metadata using a single command.



```
1 $ pcapml -D dataset/ -L metadata.csv -W dataset.pcapng
```

**Listing 3: Encoding a dataset with metadata using pcapml.**

*pcapML Output.* pcapML outputs PCAPNG traffic capture files that directly couple metadata and raw network traffic while meeting the portability and compatibility requirements. The result of the above command can still be parsed by popular tools such as tcpdump and tshark as shown in Listing 4.

```
1 $ tcpdump -r dataset.pcapng
2 23:28:07.118693 IP 74.125.250.71.19305...
3 23:28:07.119460 IP 192.168.7.222.55937...
4 23:28:07.142124 IP 74.125.250.71.19305...
5 23:28:07.143005 IP 192.168.7.222.55937...
6 22:14:19.944334 IP 74.125.250.26.19305...
7 22:14:19.945955 IP 192.168.7.222.54537...
8 22:14:19.971409 IP 74.125.250.26.19305...
9 22:14:19.972218 IP 192.168.7.222.54537...
10 23:12:42.033739 IP 74.125.250.71.19305...
11 23:12:42.036166 IP 192.168.7.222.54510...
12 ...
```

**Listing 4: pcapml-encoded files are portable to other tools.**

Using tools with advanced PCAPNG functionality, such as tshark, we can easily inspect the metadata encoded into the traffic capture. As shown in Listing 5, we see the sampleID for each packet is associated with (in this case, a DTLS handshake), followed by the label for the traffic sample.

```
1 $ tshark -r dataset.pcapng -T fields -e frame.comment
2 0,google
3 0,google
4 0,google
5 0,google
6 1,google
7 1,google
8 1,google
9 1,google
10 2,google
11 2,google
12 ...
```

**Listing 5: tools such as tshark can be used to inspect or extract pcapML encoded datasets.**

*Sorting by SampleID.* By default, pcapML outputs packets in the order they are processed. When processing a directory of PCAPs using file filters, the packets are naturally sorted by the sampleID as the traffic samples are already split before being ingested. However, when attaching metadata to a single PCAP or to live traffic, the output PCAPNG is in timeseries order by default. As it is often beneficial to sort the packets first by sampleID, and then by time order; pcapML provides this functionality, shown in Listing 6.

```
1 $ pcapml -M unsorted_dataset.pcapng -s -W sorted_dataset.pcapng
```

**Listing 6: Sorting a pcapML encoded dataset.**

*Backwards Compatibility.* Although pcapML-encoded PCAPNGs are portable across many different tools and tasks, not every traffic analysis system supports the PCAPNG traffic capture format. As such, we have implemented functionality in pcapML to revert pcapML-encoded PCAPNGs out to PCAPs, using one PCAP file per traffic sample.

Metadata Size (Bytes)	% Increase over PCAP		
	Mean	Min	Max
1	8.7	5.1	12.3
5	8.1	3.8	13.3
10	10.3	4.6	19.1
20	12.0	4.6	24.2
40	16.3	6.5	29.4
80	19.3	11.1	27.8
160	30.3	17.1	51.1

**Table 6: The disk overhead of pcapML encoded traffic captures generally increase with the size of the metadata.**

When reverting, pcapML encodes the sampleID and metadata for each traffic sample in the name of each PCAP file and outputs a metadata CSV file containing a full mapping of PCAP files to their associated metadata.

#### 4.4 pcapML Overhead and Performance

In this section we evaluate the performance of pcapML in a variety of dimensions, including the time it takes to label a variety of datasets, the cost (in disk space) of attaching information to every packet in a traffic capture, and the speed at which the public implementation of pcapML can label live traffic.

*pcapML Metadata Overhead.* We first examine the overhead file size cost of pcapML by setting up an experiment where we increase the size of the metadata attached to each packet in a given traffic capture. For this experiment, we leverage tcpreplay to replay traffic and use the bigFlows.pcap capture to provide a traffic example [5, 6]. The traffic capture contains almost 800,000 packets across over 40,000 traffic flows and 132 applications with an average packet size of 449 bytes.

We select 20 random source IP addresses (out of a possible 3,218 IP addresses in the capture) from the capture to tag with metadata. We use the BPF filtering mechanism in pcapML to tag all of the traffic originating from the selected IP addresses, attaching a static number of metadata bytes to each packet matching our filters. Finally, we strip the resulting pcapML-encoded PCAPNG of the metadata, transforming it into a PCAP in order to calculate the disk overhead due to the metadata. We run the experiment 10 times for each metadata size tested.

Table 6 shows the results of this experiment. As expected, we see that the disk overhead of pcapML increases with the size of the metadata to be attached to each packet. We also see that the minimum and maximum size increases across the traffic varies significantly.

Ultimately, a number of factors influence the size of the pcapML-encoded PCAPNG file when compared to a PCAP without metadata. First, the overhead of pcapML can increase due to a large number of samples in a dataset. The number of bytes required to write higher sampleID values to file increases with the number of samples to be encoded. Second, the distribution of packet sizes can influence the overhead cost of pcapML. A small number of large packets will incur relatively lower overhead than a large number of smaller

Dataset	# Pcap Files	Disk Size	PcapML-Encoded Size	Stripped Pcap Size	% Increase Over Raw PCAP	Time To Encode (Seconds)	Time To Split (Seconds)
Active Case Study	274,009	1.1 GB	30 MB	25 MB	17	3	7
Application Case Study	5,787	33 MB	20 MB	18 MB	10	0.2	0.4
Cross Market Case Study	521	8.6 GB	8.8 GB	8.4 GB	5	12	21
netML IDS	558,884	12 GB	8.0 GB	7.4 GB	8	17	32
netML IoT	498,446	6.7 GB	5.9 GB	5.3 GB	10	13	30
netML Type of Traffic	158,355	18 GB	13 GB	12 GB	8	39	46
OS Case Study	124,390	529 MB	241 MB	187 MB	22	2	3
Video Case Study	20,980	330 MB	414 MB	288 MB	30	2	5

**Table 7: pcapML can encode datasets in an efficient amount of time with overhead cost depending on the amount of metadata to be attached.**

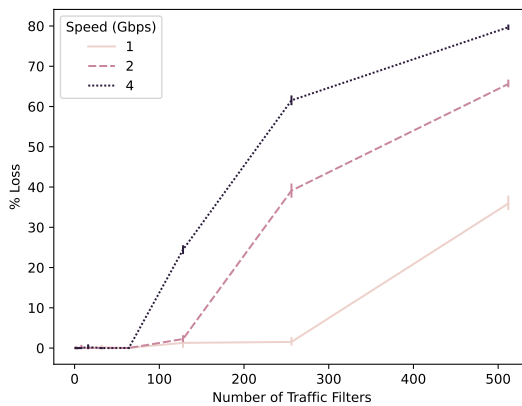
sized packets. Finally, the size of the metadata to be attached to the packet will influence the overhead cost of pcapML. As the metadata is attached to each packet with the associated sampleID, larger metadata can increase disk space overhead.

*pcapML Overhead On Public Datasets.* Next, we evaluate pcapML on eight public datasets. These eight datasets were published by Holland *et al.* [29] and represent both 1) a variety of tasks: including device identification, application identification, intrusion detection, and OS detection; and 2) a variety of traffic types: containing various types of packets from DTLS traffic handshakes to UDP and TCP traffic.

Table 7 examines the overheads and performance of using pcapML on these eight datasets. First, we see that each dataset was originally released as a set of PCAPs, one PCAP per traffic sample. Table 7 includes both the number of files in the originally formatted dataset and the size of the dataset on disk as reported by du. Next, we see the size of the pcapML-encoded PCAPNG file after processing the files using pcapML. In many cases, the size of the dataset decreases significantly—this is a product of reducing the number of files on disk, as filesystem block size overheads dominate datasets with large numbers of files. In other cases, the size of the dataset increases on disk when attaching metadata using pcapML.

Table 7 demonstrates the overhead cost across the eight encoded datasets by stripping the pcapML-encoded PCAPNG of the attached metadata and transforming it into a PCAP traffic capture. The cost of attaching the sampleID and metadata to each of these datasets ranges from 5 to 30%, depending on the factors previously discussed. Finally, Table 7 reports the amount of time pcapML took to encode the dataset and decode the dataset for backwards compatibility. We see that even the largest dataset, containing 18GB of traffic, takes less than a minute to encode and decode using pcapML.

*pcapML Performance on Live Traffic.* pcapML can capture and attach metadata to traffic on a live network interface. This functionality can be useful for researchers who wish to run traffic experiments as they can capture, label, and ID the traffic samples for their experiment in real time. We measure the speeds which pcapML can capture and attach metadata to incoming packets while avoiding packet losses. pcapML leverages libpcap to read packets from an



**Figure 3: pcapML can encode metadata into live traffic in configurations that satisfy many experimental use cases.**

interface and uses a custom PCAPNG writer for matching and writing packets to disk. The existing implementation of pcapML uses a single thread.<sup>1</sup>

We again leverage tcpreplay, and the same bigFlows.pcap traffic capture as our previous experiment examining disk overhead. We vary two input parameters. First, we vary the number of samples that pcapML is attempting to tag. Recall that, for each packet, pcapML must check each traffic filter in the vector until it finds a match. As such, the time pcapML takes to check for a match increases with the number of filters in the search vector. Next, we vary the speed at which packets are replayed on the interface to understand the processing capabilities of pcapML and at which rates losses occur.

We run each individual (number samples, speed) configuration five times and report the recorded loss of each combination. Figure 3 examines the results of the experiment in detail, showing the loss for each configuration tested. We see that pcapML can generally filter and tag live traffic at 1 Gbps with no loss for up to 256 defined traffic samples. pcapML can tag up to 100 samples with zero loss, but struggles with larger numbers of samples. Finally, pcapML can

<sup>1</sup>We anticipate that pcapML could be tuned and refactored for high performance network environments using optimized packet capture libraries and concurrency. We leave this for future work.

tag live traffic at 4 Gbps for a lower number of samples (up to 64) with roughly zero loss. We note here that for many use cases, such as capturing and labeling website traffic or device traffic, the number of filters used in practice is likely much lower than 64. For example, capturing and labeling traffic for a 5-tuple can be done in a single traffic sample using the BPF filter functionality.

#### 4.5 Enabling Analysis in Existing Pipelines with pcapML-FE

The ultimate goal of many traffic analysis tasks is to extract information from a set of packets to identify sets of traffic samples, such as identifying different devices on a network. A non-negligible portion of traffic analysis work is done using python, along with several popular libraries. To facilitate exploration of new analysis methods and incorporation of pcapML into existing pipelines, we have developed pcapML-FE, an open source tool which leverages the standardized dataset format of pcapML to enable researchers to focus on analysis, rather than dataset formatting.

pcapML-FE is a python modules that interfaces directly with pcapML encoded datasets, exposing an iterator over individual traffic samples and their associated metadata. pcapML-FE can transform packets into popular python packet analysis libraries such as scapy and dpkt [66, 74] in a single line of code. Finally, we point out that one of the most important capabilities that pcapML-FE and pcapML provides is simplifying the search for generalizable traffic analysis methods. The standardized dataset format of pcapML and standard interface of pcapML-FE enables researchers to test methods across datasets and tasks by simply loading in a new dataset. Below is an example of pcapML-FE loading and iterating over the Snowflake Fingerprintability dataset encoded with pcapML.

```

1 import argparse
2 import pcapml_fe
3 from pcapml_fe_helpers import *
4
5 def main():
6     parser = argparse.ArgumentParser()
7     parser.add_argument('pcapml_dataset')
8     args = parser.parse_args()
9
10    for traffic_sample in pcapml_fe.sampler(args.
11        pcapml_dataset):
12        analysis_method(traffic_sample)
13
14 def analysis_method(sample):
15     print(sample.sid)
16     print(sample.metadata)
17
18     for pkt in traffic_sample.packets:
19         # Raw bytes and timestamp
20         print(pkt.ts, pkt.raw_bytes)
21         # Transform to Scapy packet in one line
22         spacket = scapy_readEther(pkt.raw_bytes)

```

**Listing 7: pcapML-FE enables researchers to focus on analysis methods. Testing an analysis method on a different dataset only requires loading in a different pcapML encoded dataset.**

## 5 pcapML Benchmarks

pcapML represents a “narrow waist” in network traffic analysis, providing a standardization solution for storing and processing network traffic datasets. Such a narrow waist can be used for broader impact by leveraging standardization to centralize and track progress in the field. Along with pcapML, we have created the pcapML benchmarks <sup>2</sup>, an open source repository and public leaderboard with the goal of centralizing and standardizing network traffic analysis research. As of writing, the pcapML benchmarks contain seven datasets across five discrete tasks, including website fingerprinting, device identification, malware detection, and application identification.

*Any researcher or practitioner* can add a new task, a new dataset, or submit results of a method on one of the public leaderboards. The only requirement being that each submitted task and dataset be encoded with pcapML for standardization. For dataset curators, the pcapML benchmarks provide a central repository to list their datasets, tasks, and any initial results on the dataset, without having to develop custom methods for storing and releasing each dataset. For dataset users, the pcapML benchmarks ensure any methods developed and evaluated can be directly compared with any other technique using the same pcapML benchmark. Further, a central repository of standardized datasets enables dataset users to easily test methods on a variety of traffic analysis tasks, encouraging researchers to create and evaluate *generalizable* methods. Finally, for the field, a centralized benchmark repository provides an avenue for tracking the progress of techniques, making it easier to discern when a methodological breakthrough has occurred.

## 6 General Recommendations

We have highlighted issues that simultaneously inhibit reproducibility and innovation in network traffic analysis. While pcapML is an initial solution for reproducible network traffic analysis, it is not a panacea. Moving forward, we urge the community to consider approaching this research area with a broader lens. Here we discuss the different community stakeholders and their role in making network traffic analysis research more reproducible, and subsequently more impactful.

*Dataset Creators.* Dataset creators curate and release network traffic datasets for the community to use, inherently guiding downstream research. The community must converge on a standard dataset release format to enable sound research and lower the barrier for new techniques to be developed. We have introduced pcapML as a possible avenue for generating standard network traffic datasets, but any format which meets the requirements outlined in Section 3 would improve upon the current status quo.

*Dataset Users.* Dataset users play an equally important role in improving reproducibility in network traffic analysis. Many traffic analysis techniques report high levels of performance on a given task (e.g.,  $\geq 90$  precision) such as website fingerprinting or intrusion detection. As a field, we are entering an era of diminishing returns as we near the point in which many existing methods and techniques perform “well enough” for most tasks. New methods

<sup>2</sup>nprint.github.io/benchmarks

are likely to represent relatively small, yet vitally important performance increases. For instance, even performance increases of 1% can denote a methodological advancement. However, without *exact* comparisons of methods, such small performance increases can be difficult to ascribe to a method versus other factors. A set of best practices when performing analysis will enable the field to better understand when a methodological advancement has occurred.

First, we must focus efforts on testing methods on full datasets when possible. Due to the large number of samples found in many network traffic datasets, it has become accepted to evaluate methods on sampled versions of full network traffic datasets. This practice can be dangerous due to the temporal nature of network traffic (*i.e.*, events are not necessarily independent). If a dataset is sampled to evaluate a method, either the sampled dataset must be re-encoded and released, or in the case of pcapML, the sampleIDs used in evaluation can easily be released. If machine learning techniques are used for a task, releasing specific training and testing datasets (or sampleIDs) will help to directly compare methods. Third, if a dataset is leveraged for a purpose other than its original release, such as re-labeling the traffic for a different task, the dataset should be re-encoded and released to guarantee reproducible research. Finally, when releasing pre-processed data, such as features used to train a model, a direct link to the raw network traffic should be traceable. For example, releasing a CSV of features which includes a sampleID column will enable future work to better contextualize new methods with old ones.

## 7 Related Work

This section explores recent standardization and reproducibility work as well as work related to pcapML.

**PCAPNG.** The PCAPNG traffic capture format has been in development since 2014. As such, research has leveraged the format in a variety of ways. Le *et al.* leverage the PCAPNG file format in AntMonitor, a system for monitoring mobile devices, to attach mobile application names to raw packets [40]. Velea *et al.* also leverage the PCAPNG traffic capture format to encode pre-processed feature information, such as the use of encryption, the protocol, and the number of packets in a flow using a custom-developed block option [82, 83]. In contrast to these works, our work focuses on building a *generalizable* system for network traffic analysis tasks by encoding arbitrary metadata onto packets.

**Reproducibility and ML** A trove of recent research has examined and highlighted irreproducibility across a variety of fields. Most famously, the Open Science Collaboration highlighted the reproducibility crisis in psychological science [21]. More recently, much work has focused on the reproducibility of applied machine learning research. Applied machine learning reproducibility failures have been brought to light in fields including: neuroimaging, bioinformatics, medicine, software engineering, toxicology, radiology, epidemiology, political science, and nutrition [3, 17, 20, 22, 30, 34, 45, 50, 60, 65, 79, 81, 90, 95].

Most related to our work is Arp *et al.*'s examination of applied machine learning in a variety of computer security research[9]. Arp *et al.* examine the use of incorrect application of machine learning techniques to a single intrusion detection dataset, demonstrating

the methods used in Mirsky *et al.* are likely overly complex for the task [53]. In contrast, our work examines the area of network traffic analysis more generally, demonstrating that any analysis performed, not only machine learning, is irreproducible due to issues existing *before* the analysis stage of a pipeline.

## 8 Conclusion

In this work we highlighted a reproducibility crisis facing network traffic analysis research. We examined the usage of multiple popular datasets, highlighting how the existing ecosystem leads to researchers testing methods on different versions of the same dataset. We then inspected the literature to outline the barriers to reproducibility in the field, which we used to develop a list of standardization requirements.

Given our findings, we introduced pcapML, an open source system which meets the outlined requirements. pcapML standardizes dataset curation and usage by enabling researchers to directly encode metadata into raw traffic traces, eliminating ambiguous language and engineering errors that stem from the variety of dataset formats that currently exist. We evaluate pcapML across multiple dimensions, including the increase in dataset size when encoding traffic datasets using pcapML and pcapML's capability to encode metadata into traffic in real-time. Finally, we demonstrate the broader impact that standardization can have on the field by creating the pcapML benchmarks, a public leaderboard website and repository built to track the progress of methods in network traffic analysis. Ultimately, we see pcapML and the pcapML benchmarks as an avenue to propel the field forward, enabling rapid innovation through centralization and standardization.

## References

- [1] Geoffrey Alexander, Antonio M Espinoza, and Jediah R Crandall. 2019. Detecting TCP/IP Connections via IPID Hash Collisions. *Proceedings on Privacy Enhancing Technologies* 2019, 4 (2019).
- [2] Abdullah Alsaedi, Nour Moustafa, Zahir Tari, Abdun Mahmood, and Adnan Anwar. 2020. TON\_IoT telemetry dataset: A new generation dataset of IoT and IIoT for data-driven intrusion detection systems. *IEEE Access* 8 (2020), 165130–165150.
- [3] Vinicius M Alves, Joyce Borba, Stephen J Capuzzi, Eugene Muratov, Carolina H Andrade, Ivan Rusyn, and Alexander Tropsha. 2019. Oy vey! A comment on "Machine learning of toxicological big data enables read-across structure activity relationships outperforming animal test reproducibility". *Toxicological Sciences* 167, 1 (2019), 3–4.
- [4] Daniele Antonioli, Nils Ole Tippenhauer, and Kasper Rasmussen. 2019. Nearby Threats: Reversing, Analyzing, and Attacking Google's 'Nearby Connections' on Android. (2019).
- [5] AppNeta. [n.d.]. *Sample Captures*. <https://tcpreplay.appneta.com/wiki/captures.html>
- [6] AppNeta. [n.d.]. *Tcpreplay - Pcap editing and replaying utilities*. <https://tcpreplay.appneta.com/>
- [7] Noah Apthorpe, Danny Yuxing Huang, Dillon Reisman, Arvind Narayanan, and Nick Feamster. 2018. Keeping the smart home private with smart (er) iot traffic shaping. *arXiv preprint arXiv:1812.00955* (2018).
- [8] The UCI KDD Archive. [n.d.]. *KDD Cup 1999 Data*. <https://kdd.ics.uci.edu/databases/kddcup99/kddcup99.html>
- [9] Daniel Arp, Erwin Quiring, Feargus Pendlebury, Alexander Warnecke, Fabio Pierazzi, Christian Wressnegger, Lorenzo Cavallaro, and Konrad Rieck. 2020. Dos and Don'ts of Machine Learning in Computer Security. *arXiv preprint arXiv:2010.09470* (2020).
- [10] Diogo Barradas, Nuno Santos, and Luís Rodrigues. 2018. Effective detection of multimedia protocol tunneling using machine learning. In *27th {USENIX} Security Symposium ({USENIX} Security 18)*. 169–185.
- [11] Diogo Barradas, Nuno Santos, Luis Rodrigues, Salvatore Signorello, Fernando MV Ramos, and André Madeira. 2021. FlowLens: Enabling Efficient Flow Classification for ML-based Network Security Applications. In *Proceedings of the Network and Distributed Systems Security (NDSS) Symposium*.

- [12] Onur Barut, Yan Luo, Tong Zhang, Weigang Li, and Peilong Li. 2020. Netml: A challenge for network traffic analytics. *arXiv preprint arXiv:2004.13006* (2020).
- [13] Laurent Bernaille, Renata Teixeira, and Kave Salamatian. 2006. Early application identification. In *Proceedings of the 2006 ACM CoNEXT conference*. 1–12.
- [14] Sanjit Bhat, David Lu, Albert Hyukjae Kwon, and Srinivas Devadas. 2019. Varcnn: A data-efficient website fingerprinting attack based on deep learning. (2019).
- [15] Kevin Bock, Abdulrahman Alaraj, Yair Fax, Kyle Hurley, Eric Wustrow, and Dave Levin. 2021. Weaponizing Middleboxes for {TCP} Reflected Amplification. In *30th {USENIX} Security Symposium ({USENIX} Security 21)*.
- [16] Kevin Bock, George Hughey, Xiao Qiang, and Dave Levin. 2019. Geneva: Evolving censorship evasion strategies. In *Proceedings of the 2019 ACM SIGSAC Conference on Computer and Communications Security*. 2199–2214.
- [17] Daniel Bone, Matthew S Goodwin, Matthew P Black, Chi-Chun Lee, Kartik Audhkhasi, and Shrikanth Narayanan. 2015. Applying machine learning to facilitate autism diagnostics: pitfalls and promises. *Journal of autism and developmental disorders* 45, 5 (2015), 1121–1136.
- [18] Tim M Booi, Irina Chiscop, Erik Meeuwissen, Nour Moustafa, and Frank TH den Hartog. 2021. ToN\_IoT: The Role of Heterogeneity and the Need for Standardization of Features and Attack Types in IoT Network Intrusion Datasets. *IEEE Internet of Things Journal* (2021).
- [19] Francesco Bronzino, Paul Schmitt, Sara Ayoubi, Guilherme Martins, Renata Teixeira, and Nick Feamster. 2019. Inferring streaming video quality from encrypted traffic: Practical models and deployment experience. *Proceedings of the ACM on Measurement and Analysis of Computing Systems* 3, 3 (2019), 1–25.
- [20] Evangelia Christodoulou, Jie Ma, Gary S Collins, Ewout W Steyerberg, Jan Y Verbakel, and Ben Van Calster. 2019. A systematic review shows no performance benefit of machine learning over logistic regression for clinical prediction models. *Journal of clinical epidemiology* 110 (2019), 12–22.
- [21] Open Science Collaboration et al. 2015. Estimating the reproducibility of psychological science. *Science* 349, 6251 (2015).
- [22] Maurizio Ferrari Dacrema, Simone Boglio, Paolo Cremonesi, and Dietmar Jannach. 2021. A troubling analysis of reproducibility and progress in recommender systems research. *ACM Transactions on Information Systems (TOIS)* 39, 2 (2021), 1–49.
- [23] Gerard Draper-Gil, Arash Habibi Lashkari, Mohammad Saiful Islam Mamun, and Ali A Ghorbani. 2016. Characterization of encrypted and vpn traffic using time-related. In *Proceedings of the 2nd international conference on information systems security and privacy (ICISSP)*. 407–414.
- [24] Sergey Frolov and Eric Wustrow. 2019. The use of TLS in Censorship Circumvention. In *NDSS*.
- [25] Sebastian Garcia, Martin Grill, Jan Stiborek, and Alejandro Zunino. 2014. An empirical comparison of botnet detection methods. *computers & security* 45 (2014), 100–123.
- [26] Jiajun Gong and Tao Wang. 2020. Zero-delay lightweight defenses against website fingerprinting. In *29th {USENIX} Security Symposium ({USENIX} Security 20)*. 717–734.
- [27] Craig Gutterman, Katherine Guo, Sarthak Arora, Xiaoyang Wang, Les Wu, Ethan Katz-Bassett, and Gil Zussman. 2019. Requet: Real-time QoE detection for encrypted YouTube traffic. In *Proceedings of the 10th ACM Multimedia Systems Conference*. 48–59.
- [28] Guy Harris and Michael C. Richardson. [n.d.]. *Pcap Capture File Format*. <https://tools.ietf.org/id/draft-gharris-opsawg-pcap-00.html>
- [29] Jordan Holland, Paul Schmitt, Nick Feamster, and Prateek Mittal. 2021. New Directions in Automated Traffic Analysis (CCS '21). Association for Computing Machinery, New York, NY, USA, 3366–3383. <https://doi.org/10.1145/3460120.3484758>
- [30] Andrada E Ivanescu, Peng Li, Brandon George, Andrew W Brown, Scott W Keith, Dheeraj Raju, and David B Allison. 2016. The importance of prediction model validation and assessment in obesity and nutrition research. *International journal of obesity* 40, 6 (2016), 887–894.
- [31] Rob Jansen, Marc Juarez, Rafa Galvez, Tariq Elahi, and Claudia Diaz. 2018. Inside Job: Applying Traffic Analysis to Measure Tor from Within. In *NDSS*.
- [32] Rob Jansen, Justin Tracey, and Ian Goldberg. 2021. Once is Never Enough: Foundations for Sound Statistical Inference in Tor Network Experimentation. *arXiv preprint arXiv:2102.05196* (2021).
- [33] Samuel Jero, Md Endadul Hoque, David R Choffnes, Alan Mislove, and Cristina Nita-Rotaru. 2018. Automated Attack Discovery in TCP Congestion Control Using a Model-guided Approach. In *NDSS*.
- [34] Sayash Kapoor and Arvind Narayanan. 2021. (Ir)Reproducible Machine Learning: A Case Study. <https://reproducible.cs.princeton.edu/>, 6 pages. <https://reproducible.cs.princeton.edu/>
- [35] H Günes Kayacik, A Nur Zincir-Heywood, and Malcolm I Heywood. 2005. Selecting features for intrusion detection: A feature relevance analysis on KDD 99 intrusion detection datasets. In *Proceedings of the third annual conference on privacy, security and trust*, Vol. 94. Citeseer, 1723–1722.
- [36] Latifur Khan, Mamoun Awad, and Bhavani Thuraisingham. 2007. A new intrusion detection system using support vector machines and hierarchical clustering. *The VLDB journal* 16, 4 (2007), 507–521.
- [37] Katharina Kohls, Kai Jansen, David Rupprecht, Thorsten Holz, and Christina Pöpper. 2019. On the Challenges of Geographical Avoidance for Tor. In *NDSS*.
- [38] Nickolaos Koroniotis, Nour Moustafa, Elena Sitnikova, and Benjamin Turnbull. 2019. Towards the development of realistic botnet dataset in the internet of things for network forensic analytics: Bot-iot dataset. *Future Generation Computer Systems* 100 (2019), 779–796.
- [39] Arash Habibi Lashkari, Gerard Draper-Gil, Mohammad Saiful Islam Mamun, and Ali A Ghorbani. 2017. Characterization of tor traffic using time based features. In *ICISSp*. 253–262.
- [40] Anh Le, Janus Varmarken, Simon Langhoff, Anastasia Shuba, Minas Gjoka, and Athina Markopoulou. 2015. AntMonitor: A system for monitoring from mobile devices. In *Proceedings of the 2015 ACM SIGCOMM Workshop on Crowdsourcing and Crowdsourcing of Big (Internet) Data*. 15–20.
- [41] Shuai Li, HuaJun Guo, and Nicholas Hopper. 2018. Measuring information leakage in website fingerprinting attacks and defenses. In *Proceedings of the 2018 ACM SIGSAC Conference on Computer and Communications Security*. 1977–1992.
- [42] Richard Lippmann, Joshua W Haines, David J Fried, Jonathan Korba, and Kumar Das. 2000. The 1999 DARPA off-line intrusion detection evaluation. *Computer networks* 34, 4 (2000), 579–595.
- [43] Richard P Lippmann, David J Fried, Isaac Graf, Joshua W Haines, Kristopher R Kendall, David McClung, Dan Weber, Seth E Webster, Dan Wyschogrod, Robert K Cunningham, et al. 2000. Evaluating intrusion detection systems: The 1998 DARPA off-line intrusion detection evaluation. In *Proceedings DARPA Information Survivability Conference and Exposition. DISCEX'00*, Vol. 2. IEEE, 12–26.
- [44] Mohammad Lotfollahi, Mahdi Jafari Siavoshani, Ramin Shirali Hossein Zade, and Mohammadsadegh Saberian. 2020. Deep packet: A novel approach for encrypted traffic classification using deep learning. *Soft Computing* 24, 3 (2020), 1999–2012.
- [45] Lara Lusa et al. 2015. Joint use of over-and under-sampling techniques and cross-validation for the development and assessment of prediction models. *BMC bioinformatics* 16, 1 (2015), 1–10.
- [46] Gordon Fyodor Lyon. 2009. *Nmap Network Scanning: The Official Nmap Project Guide to Network Discovery and Security Scanning*. Insecure, USA.
- [47] Ed. M. Tuexen. [n.d.]. *PCAP Next Generation (pcapng) Capture Format*. <https://pcapng.github.io/pcapng/draft-ietf-opsawg-pcap-00/draft-ietf-opsawg-pcapng.html>
- [48] Kyle MacMillan, Jordan Holland, and Prateek Mittal. 2020. Evaluating snowflake as an indistinguishable censorship circumvention tool. *arXiv preprint arXiv:2008.03254* (2020).
- [49] M Hammad Mazhar and Zubair Shafiq. 2018. Real-time video quality of experience monitoring for https and quic. In *IEEE INFOCOM 2018-IEEE Conference on Computer Communications*. IEEE, 1331–1339.
- [50] Matthew BA McDermott, Shirley Wang, Nikki Marinsek, Rajesh Ranganath, Luca Foschini, and Marzyeh Ghassemi. 2021. Reproducibility in machine learning for health research: Still a ways to go. *Science Translational Medicine* 13, 586 (2021).
- [51] Anthony McGregor, Mark Hall, Perry Lorier, and James Brunskill. 2004. Flow clustering using machine learning techniques. In *International workshop on passive and active network measurement*. Springer, 205–214.
- [52] John McHugh. 2000. Testing intrusion detection systems: a critique of the 1998 and 1999 darpa intrusion detection system evaluations as performed by lincoln laboratory. *ACM Transactions on Information and System Security (TISSEC)* 3, 4 (2000), 262–294.
- [53] Yisroel Mirsky, Tomer Doitshman, Yuval Elovici, and Asaf Shabtai. 2018. Kitsune: an ensemble of autoencoders for online network intrusion detection. *arXiv preprint arXiv:1802.09089* (2018).
- [54] Nour Moustafa and Jill Slay. 2015. UNSW-NB15: a comprehensive data set for network intrusion detection systems (UNSW-NB15 network data set). In *2015 military communications and information systems conference (MilCIS)*. IEEE, 1–6.
- [55] Biswanath Mukherjee, L Todd Heberlein, and Karl N Levitt. 1994. Network intrusion detection. *IEEE network* 8, 3 (1994), 26–41.
- [56] Milad Nasr, Alireza Bahramali, and Amir Houmansadr. 2018. Deepcorr: Strong flow correlation attacks on Tor using deep learning. In *Proceedings of the 2018 ACM SIGSAC Conference on Computer and Communications Security*. 1962–1976.
- [57] ntop. [n.d.]. *PF\_RING, High-speed packet capture, filtering and analysis*. [https://www.ntop.org/products/packet-capture/pf\\_ring/](https://www.ntop.org/products/packet-capture/pf_ring/) pfring.
- [58] Se Eun Oh, Nate Mathews, Mohammad Saidur Rahman, Matthew Wright, and Nicholas Hopper. 2021. GANdLF: GAN for Data-Limited Fingerprinting. *Proc. Priv. Enhancing Technol.* 2021, 2 (2021), 305–322.
- [59] Se Eun Oh, Saikrishna Sunkam, and Nicholas Hopper. 2017. p-fp: Extraction, classification, and prediction of website fingerprints with deep learning. *arXiv preprint arXiv:1711.03656* (2017).
- [60] Babatunde K Olorisade, Pearl Brereton, and Peter Andras. 2017. Reproducibility in machine Learning-Based studies: An example of text mining. (2017).
- [61] Andriy Panchenko, Lukas Niessen, Andreas Zinnen, and Thomas Engel. 2011. Website fingerprinting in onion routing based anonymization networks. In *Proceedings of the 10th annual ACM workshop on Privacy in the electronic society*. 103–114.



- [62] Abdullah Qasem, Sami Zhioua, and Karima Makhlof. 2019. Finding a needle in a haystack: The traffic analysis version. *Proceedings on Privacy Enhancing Technologies* 2019, 2 (2019), 270–290.
- [63] Mohammad Saidur Rahman, Payap Sirinam, Nate Mathews, Kantha Girish Gangadhara, and Matthew Wright. 2019. Tik-Tok: The utility of packet timing in website fingerprinting attacks. *arXiv preprint arXiv:1902.06421* (2019).
- [64] Vera Rimmer, Davy Preuveneers, Marc Juarez, Tom Van Goethem, and Wouter Joosen. 2017. Automated website fingerprinting through deep learning. *arXiv preprint arXiv:1708.06376* (2017).
- [65] Michael Roberts, Derek Driggs, Matthew Thorpe, Julian Gilbey, Michael Yeung, Stephan Ursprung, Angelica I Aviles-Rivero, Christian Etmann, Cathal McCague, Lucian Beer, et al. 2021. Common pitfalls and recommendations for using machine learning to detect and prognosticate for COVID-19 using chest radiographs and CT scans. *Nature Machine Intelligence* 3, 3 (2021), 199–217.
- [66] Scapy. [n.d.]. *Scapy: Packet crafting for Python2 and Python3*. <https://scapy.net/scapy>.
- [67] Iman Sharafaldin, Arash Habibi Lashkari, and Ali A Ghorbani. 2018. Toward generating a new intrusion detection dataset and intrusion traffic characterization. *ICISSp* 1 (2018), 108–116.
- [68] Iman Sharafaldin, Arash Habibi Lashkari, and Ali A Ghorbani. 2018. Toward generating a new intrusion detection dataset and intrusion traffic characterization.. In *ICISSp*. 108–116.
- [69] Ali Shiravi, Hadi Shiravi, Mahbod Tavallaee, and Ali A Ghorbani. 2012. Toward developing a systematic approach to generate benchmark datasets for intrusion detection. *computers & security* 31, 3 (2012), 357–374.
- [70] Sandra Siby, Marc Juarez, Claudia Diaz, Narseo Vallina-Rodriguez, and Carmela Troncoso. 2019. Encrypted DNS-> Privacy? A traffic analysis perspective. *arXiv preprint arXiv:1906.09682* (2019).
- [71] Payap Sirinam, Mohsen Imani, Marc Juarez, and Matthew Wright. 2018. Deep fingerprinting: Undermining website fingerprinting defenses with deep learning. In *Proceedings of the 2018 ACM SIGSAC Conference on Computer and Communications Security*. 1928–1943.
- [72] Payap Sirinam, Nate Mathews, Mohammad Saidur Rahman, and Matthew Wright. 2019. Triplet fingerprinting: More practical and portable website fingerprinting with n-shot learning. In *Proceedings of the 2019 ACM SIGSAC Conference on Computer and Communications Security*. 1131–1148.
- [73] Jean-Pierre Smith, Prateek Mittal, and Adrian Perrig. 2021. Website Fingerprinting in the Age of QUIC. *Proc. Priv. Enhancing Technol.* 2021, 2 (2021), 48–69.
- [74] Dug Song. [n.d.]. *dpkt*. <https://dpkt.readthedocs.io/en/latest/dpkt>.
- [75] Deris Stiawan, Mohd Yazid Bin Idris, Alwi M Bamhdi, Rahmat Budiarto, et al. 2020. CICIDS-2017 dataset feature analysis with information gain for anomaly detection. *IEEE Access* 8 (2020), 132911–132921.
- [76] tcpdump. [n.d.]. *Man page of PCAP*. <https://www.tcpdump.org/manpages/pcap.3pcap.html>
- [77] tcpdump. [n.d.]. *Man page of TCPDUMP*. <https://www.tcpdump.org/manpages/tcpdump.1.html>
- [78] William J Tolley, Beau Kujath, Mohammad Taha Khan, Narseo Vallina-Rodriguez, and Jedidiah R Crandall. 2021. Blind In/On-Path Attacks and Applications to VPNs. In *30th {USENIX} Security Symposium ({USENIX} Security 21)*.
- [79] Feifei Tu, Jiaxin Zhu, Qimu Zheng, and Minghui Zhou. 2018. Be careful of when: an empirical study on time-related misuse of issue tracking data. In *Proceedings of the 2018 26th ACM Joint Meeting on European Software Engineering Conference and Symposium on the Foundations of Software Engineering*. 307–318.
- [80] Thijs van Ede, Riccardo Bortolameotti, Andrea Continella, Jingjing Ren, Daniel J Dubois, Martina Lindorfer, David Choffnes, Maarten van Steen, and Andreas Peter. 2020. FlowPrint: Semi-supervised mobile-app fingerprinting on encrypted network traffic. In *Network and Distributed System Security Symposium (NDSS)*, Vol. 27.
- [81] Gilles Vandewiele, Isabelle Dehaene, György Kovács, Lucas Sterckx, Olivier Janssens, Femke Ongenaes, Femke De Backere, Filip De Turck, Kristien Roelens, Johan Decruyenaere, et al. 2021. Overly optimistic prediction results on imbalanced data: a case study of flaws and benefits when applying over-sampling. *Artificial Intelligence in Medicine* 111 (2021), 101987.
- [82] Radu Velea, Casian Ciobanu, Florina Gurzau, and Victor-Valeriu Patriciu. 2017. Feature extraction and visualization for network pcapng traces. In *2017 21st International Conference on Control Systems and Computer Science (CSCS)*. IEEE, 311–316.
- [83] Radu Velea, Casian Ciobanu, Laurențiu Margarit, and Ion Bica. 2017. Network traffic anomaly detection using shallow packet inspection and parallel k-means data clustering. *Studies in Informatics and Control* 26, 4 (2017), 387–396.
- [84] Ravi Vinayakumar, Mamoun Alazab, KP Soman, Prabaharan Poornachandran, Ameer Al-Nemrat, and Sitalakshmi Venkatraman. 2019. Deep learning approach for intelligent intrusion detection system. *IEEE Access* 7 (2019), 41525–41550.
- [85] Pan Wang, Feng Ye, Xuejiao Chen, and Yi Qian. 2018. Datanet: Deep learning based encrypted network traffic classification in sdn home gateway. *IEEE Access* 6 (2018), 55380–55391.
- [86] Wei Wang, Yiqiang Sheng, Jinlin Wang, Xuewen Zeng, Xiaozhou Ye, Yongzhong Huang, and Ming Zhu. 2017. HAST-IDS: Learning hierarchical spatial-temporal features using deep neural networks to improve intrusion detection. *IEEE access* 6 (2017), 1792–1806.
- [87] Wei Wang, Ming Zhu, Jinlin Wang, Xuewen Zeng, and Zhongzhen Yang. 2017. End-to-end encrypted traffic classification with one-dimensional convolution neural networks. In *2017 IEEE International Conference on Intelligence and Security Informatics (ISI)*. IEEE, 43–48.
- [88] Zhongjie Wang and Shitong Zhu. 2020. SymTCP: eluding stateful deep packet inspection with automated discrepancy discovery. In *Network and Distributed System Security Symposium (NDSS)*.
- [89] Zhongjie Wang, Shitong Zhu, Keyu Man, Pengxiong Zhu, Yu Hao, Zhiyun Qian, Srikanth V Krishnamurthy, Tom La Porta, and Michael J De Lucia. 2021. Themis: Ambiguity-Aware Network Intrusion Detection based on Symbolic Model Comparison. In *Proceedings of the 8th ACM Workshop on Moving Target Defense*. 31–32.
- [90] Robert Whelan and Hugh Garavan. 2014. When optimism hurts: inflated predictions in psychiatric neuroimaging. *Biological psychiatry* 75, 9 (2014), 746–748.
- [91] Wireshark. [n.d.]. *PcapNG*. <https://gitlab.com/wireshark/wireshark/-/wikis/Development/PcapNg>
- [92] Wireshark. [n.d.]. *Tshark.dev*. <https://tshark.dev/>
- [93] Wireshark. [n.d.]. *Wireshark*. <https://www.wireshark.org/>
- [94] Junhua Yan and Jasleen Kaur. 2018. Feature Selection for Website Fingerprinting. *Proc. Priv. Enhancing Technol.* 2018, 4 (2018), 200–219.
- [95] Chengyin Ye, Tianyun Fu, Shiyong Hao, Yan Zhang, Oliver Wang, Bo Jin, Minjie Xia, Modi Liu, Xin Zhou, Qian Wu, et al. 2018. Prediction of incident hypertension within the next year: prospective study using statewide electronic health records and machine learning. *Journal of medical Internet research* 20, 1 (2018), e22.
- [96] Yi Zeng, Huaxi Gu, Wenting Wei, and Yantao Guo. 2019. Deep-full-range: A deep learning based network encrypted traffic classification and intrusion detection framework. *IEEE Access* 7 (2019), 45182–45190.
- [97] Wei Zhang, Yan Meng, Yugeng Liu, Xiaokuan Zhang, Yinqian Zhang, and Haojin Zhu. 2018. Homonit: Monitoring smart home apps from encrypted traffic. In *Proceedings of the 2018 ACM SIGSAC Conference on Computer and Communications Security*. 1074–1088.
- [98] Yong Zhang, Xu Chen, Lei Jin, Xiaojuan Wang, and Da Guo. 2019. Network intrusion detection: Based on deep hierarchical network and original flow data. *IEEE Access* 7 (2019), 37004–37016.
- [99] Yuyang Zhou, Guang Cheng, Shanqing Jiang, and Mian Dai. 2020. Building an efficient intrusion detection system based on feature selection and ensemble classifier. *Computer networks* 174 (2020), 107247.
- [100] Zhuang Zou, Jingguo Ge, Hongbo Zheng, Yulei Wu, Chunjing Han, and Zhongjiang Yao. 2018. Encrypted traffic classification with a convolutional long short-term memory neural network. In *2018 IEEE 20th International Conference on High Performance Computing and Communications; IEEE 16th International Conference on Smart City; IEEE 4th International Conference on Data Science and Systems (HPCC/SmartCity/DSS)*. IEEE, 329–334.