

Minimizing communication in the multidimensional FFT

Thomas Koopman and Rob H. Bisseling*

March 23, 2022

Abstract

We present a parallel algorithm for the fast Fourier transform (FFT) in higher dimensions. This algorithm generalizes the cyclic-to-cyclic one-dimensional parallel algorithm to a cyclic-to-cyclic multidimensional parallel algorithm while retaining the property of needing only a single all-to-all communication step. This is under the constraint that we use at most \sqrt{N} processors for an FFT on an array with a total of N elements, irrespective of the dimension d or shape of the array. The only assumption we make is that N is sufficiently composite. Our algorithm starts and ends in the same distribution.

We present our multidimensional implementation FFTU which utilizes the sequential FFTW program for its local FFTs, and which can handle any dimension d . We obtain experimental results for $d \leq 5$ using MPI on up to 4096 cores of the supercomputer Snellius, comparing FFTU with the parallel FFTW program and with PFFT. These results show that FFTU is competitive with the state-of-the-art and that it allows to use a larger number of processors, while keeping communication limited to a single all-to-all operation. For arrays of size 1024^3 and 64^5 , FFTU achieves a speedup of a factor 149 and 176, respectively, on 4096 processors.

1 Introduction

The one-dimensional discrete Fourier transform (1D DFT) of length n is a function F_n that takes an array x of n complex numbers, and returns an array $y = F_n(x)$ of n complex numbers. We write ω_n for the n th root of unity $e^{-2\pi i/n}$ and $[n]$ for $\{0, \dots, n-1\}$. The DFT is given by

$$y_k = \sum_{j \in [n]} x_j \omega_n^{jk}, \quad \text{for } k \in [n]. \quad (1)$$

The fast Fourier transform [4] is a fast implementation of the DFT that can perform the computation in $\mathcal{O}(n \log n)$ time instead of the $\mathcal{O}(n^2)$ time of a straightforward implementation of (1); see [24] for a detailed exposition.

We also have a multidimensional variant of the DFT, which takes $n_1 \times \dots \times n_d$ multidimensional arrays of complex numbers as both input and output, given by

$$Y[k_1, \dots, k_d] = \sum_{j_1 \in [n_1]} \dots \sum_{j_d \in [n_d]} X[j_1, \dots, j_d] \omega_{n_1}^{j_1 k_1} \dots \omega_{n_d}^{j_d k_d} \quad \text{for } (k_1, \dots, k_d) \in [n_1] \times \dots \times [n_d]. \quad (2)$$

We find it convenient in our notations to number the dimensions of the FFT starting at 1, but to have all other numberings start at 0. Without loss of generality, we assume that $n_1 \geq n_2 \geq \dots \geq n_d$. We write $N = n_1 \dots n_d$ for the total number of array elements.

The multidimensional FFT is the main computational kernel in many applications. An example is quantum molecular dynamics (QMD) [13, 14], where the FFT is used in a spectral method to compute the

*Mathematical Institute, Utrecht University, P.O.Box 80010, 3508 TA Utrecht, The Netherlands. Email: thomas7koopman@protonmail.com, R.H.Bisseling@uu.nl

kinetic-energy operation efficiently, and where the dimension increases rapidly with the number of atoms (three per additional atom), see [3] for a 6D calculation. Other examples are classical molecular dynamics (MD), where a 3D FFT is used to compute long-range interactions efficiently based on Ewald sums, for instance in the LAMMPS package [19], and 3D computed tomography [21]. These are just a few examples; there are numerous other applications ranging from image processing, fluid flow simulation, to weather and climate prediction.

1.1 Distributions

Informally, a data distribution, or *distribution* is a specification on how to store a data structure divided over a set of processors. Suppose we have a global data structure X indexed by some set J , e.g. $J = [n]$ if X is a 1D array of size n , or $J = [n_1] \times \dots \times [n_d]$ for X a d -dimensional array of size n_l in dimension l . Let $\{P(s) \mid s \in S\}$ be a set of processors. We denote the local data structure on $P(s)$ by $X^{(s)}$ and assume it is indexed by a set J_s . A distribution is then more formally a bijection $\phi : \sqcup_{s \in S} J_s \rightarrow J$ from the disjoint union of local index sets to the global index set, where ϕ is defined by $X^{(s)}[k]$ corresponding to $X[\phi(s, k)]$.

The *cyclic distribution* of a 1D array of length n over a set of processors indexed by $[p]$, is given by $\phi(s, k) = s + kp$. We generalize this to a d -dimensional cyclic distribution over a set of processors indexed by $[p_1] \times \dots \times [p_d]$ for d -dimensional arrays. The distribution is then given by $\phi((s_1, \dots, s_d), (k_1, \dots, k_d)) = (s_1 + k_1 p_1, \dots, s_d + k_d p_d)$. When the dimension is clear, we will abbreviate this to $\phi(s, k) = s + kp$. The cyclic distribution has been shown to be advantageous for the 1D parallel FFT [9], because it can be used as both the input and output distribution for the FFT while requiring only one data redistribution during the computation; see also [1] for an extensive discussion. It can be used for up to $p = \sqrt{n}$ processors. It has been shown to achieve state-of-the-art performance in a 1D implementation that uses FFTW for sequential FFTs and MulticoreBSP for C for communication [25]. The 1D, 2D, and 3D cyclic distributions for 1D, 2D, and 3D arrays, respectively, are illustrated in Fig. 1.

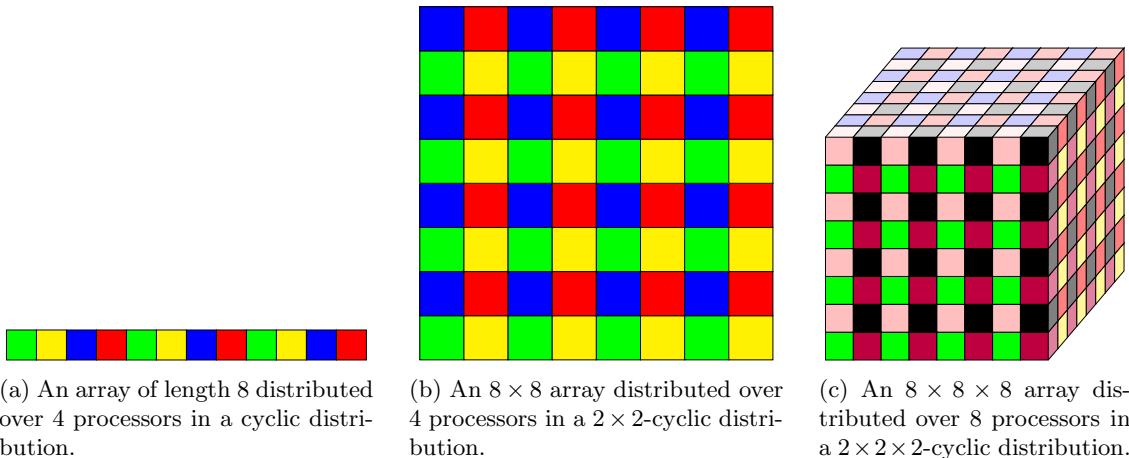


Figure 1: Cyclic distribution in several dimensions, indicated by colors.

The *slab distribution* (or *1D distribution*) distributes a multidimensional array by blocks along one dimension. If we have p processors and distribute along the first dimension, the distribution is given by $\phi(s, (k_1, \dots, k_d)) = (k_1 + s \cdot \frac{n}{p}, k_2, \dots, k_d)$. Distribution along another dimension can be done analogously. This is illustrated in Fig. 2.

The *pencil distribution* (or *2D distribution*) is similar to the slab distribution, but it distributes along two dimensions. If the processor indexing set is $[p_1] \times [p_2]$ with $p = p_1 p_2$, the pencil distribution is given by $\phi((s_1, s_2), (k_1, \dots, k_d)) = (k_1 + s_1 \cdot \frac{n_1}{p_1}, k_2 + s_2 \cdot \frac{n_2}{p_2}, k_3, \dots, k_d)$. This is illustrated in Fig. 3. The pencil distribution can easily be generalized to a higher-dimensional distribution.

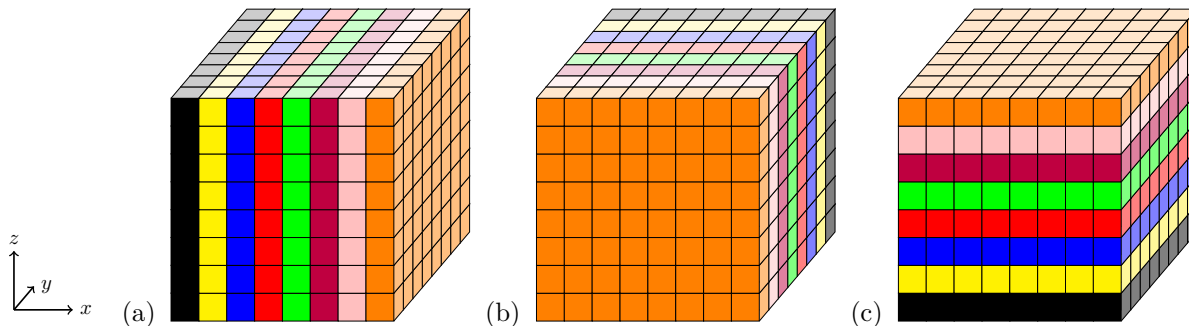


Figure 2: An $8 \times 8 \times 8$ array distributed over 8 processors in a slab distribution along different dimensions. (a) A slab distribution along the x -direction; (b) along the y -direction; (c) along the z -direction.

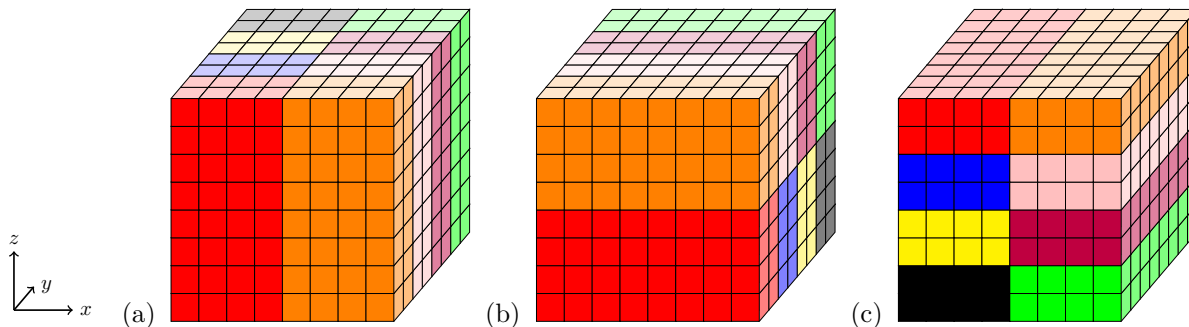


Figure 3: An $8 \times 8 \times 8$ array distributed over 2×4 processors in a pencil distribution along different dimensions. (a) Distribution along x and y ; (b) along z and y ; (c) along x and z .

1.2 Related work

Many state-of-the-art parallel FFT libraries, including the packages FFTW [8] and PFFFT [17] that we will use in our comparisons, exploit that the sum describing the FFT factorizes as follows

$$\sum_{j_1 \in [n_1]} \cdots \sum_{j_d \in [n_d]} X[j_1, \dots, j_d] \omega_{n_1}^{j_1 k_1} \cdots \omega_{n_d}^{j_d k_d} = \sum_{j_1 \in [n_1]} \left(\sum_{j_2 \in [n_2]} \cdots \sum_{j_d \in [n_d]} X[j_1, \dots, j_d] \omega_{n_2}^{j_2 k_2} \cdots \omega_{n_d}^{j_d k_d} \right) \cdot \omega_{n_1}^{j_1 k_1}. \quad (3)$$

We see that the d -dimensional Fourier transform can be calculated in two steps: first, we apply a $(d-1)$ -dimensional FFT to $X[j_1, *, \dots, *]$ for all j_1 , calling the result Y (usually this is done in place, so with the same data structure for X and Y). Then we transform $Y[*, k_2, \dots, k_d]$ by a 1D FFT for all tuples (k_2, \dots, k_d) . This can be applied recursively to calculate a d -dimensional FFT by performing 1D transforms along each dimension. This can be done in parallel using sequential 1D FFTs. See [7] for alternative parallel methods such as the binary exchange method and a comparison between these methods.

The approach parallel FFTW [8] takes to parallelizing the multidimensional computation is as follows: it starts with a slab distribution, and performs a sequential FFT in all directions that are local. In Fig. 2(a), this is along the y -axis and the z -axis. Then it performs a communication step to move to a distribution such that the remaining direction becomes local, for instance the slab distribution of Fig. 2(b). Performing the final step in the slab distribution is not always possible. For example, for a parallel FFT on an array of size $8 \times 4 \times 2$ that starts with a slab distribution for 8 processors along the first dimension, the final step of FFTW uses a 4×2 pencil distribution. If needed, the final distribution will have an even higher dimension $r > 2$. Therefore, starting in a slab distribution along the first direction, with the largest size, FFTW can use

at most $p_{\max} = \min(n_1, n_2 \cdots n_d) = \min(n_1, \frac{N}{n_1})$ processors. This implies that in the most favorable case, when $n_1 = \sqrt{N}$, FFTW can use $p_{\max} = \sqrt{N}$ processors, but in all other cases it must use fewer processors.

If we want to use more processors, we can choose to start in a pencil distribution instead of a slab distribution. This approach has first been proposed by Ding, Ferraro, and Gennery [6]. It has been implemented in 3D packages by Plimpton [19], see also [18], 2DECOMP&FFT by Li and Laizet [15] and P3DFFT by Pekurovsky [16]. PFFT [17] is also based on using a pencil distribution, but generalized to arbitrary $d \geq 3$.

Having a 2D processor distribution gives us $d - 2$ directions that are locally available. This means we have to switch pencil distributions $\lceil \frac{d}{d-2} \rceil - 1 = \lceil \frac{2}{d-2} \rceil$ times to transform along all d directions. For $d = 3$, this would mean switching twice, as illustrated by Fig. 3, and for $d \geq 4$, this would be only once. For $d = 3$, we can use $p_{\max} = \min(n_1 n_2, n_2 n_3, n_1 n_3) = n_2 n_3 = \frac{N}{n_1}$ processors, by our assumption on the decreasing sizes of the different dimensions. In the most favorable case, when all sizes are equal, $p_{\max} = N^{2/3}$; e.g., in Fig. 3, we could have used up to 64 processors.

PFFT generalizes earlier work by enabling the use of an r -dimensional data distribution with $1 \leq r < d$, not just $r = 1, 2$, at the expense of $\lceil \frac{d}{d-r} \rceil - 1 = \lceil \frac{r}{d-r} \rceil$ data redistributions. For $d \leq 3$, the slab and pencil distributions suffice; here, we discuss the remaining case $d \geq 4$. In general, distributing over r dimensions makes the other $d - r$ dimensions locally available. Assume that the dimensions chosen for distribution have sizes m_1, \dots, m_r and the others have sizes m_{r+1}, \dots, m_d ; thus the m_l are a permutation of the n_l . As a consequence, there are $m_1 \cdots m_r$ FFTs, which gives an upper bound on the number of processors we can use. We are left with $m_{r+1} \cdots m_d$ FFTs to perform, which reduces the upper bound to $\min(m_1 \cdots m_r, m_{r+1} \cdots m_d)$ processors. If we limit ourselves to requiring a single redistribution, this number equals p_{\max} , and in that case we must choose $r \leq d - r$, i.e., $r \leq d/2$. We can maximize p_{\max} by choosing the dimensions to be distributed initially such that $m_1 \cdots m_r$ is as close as possible to $m_{r+1} \cdots m_d$. For even d , and in case all n_l are the same, this means that $p_{\max} = N^{1/2}$ processors. For all other cases, $p_{\max} \leq N^{1/2}$ is an upper bound. For odd d , and in case all n_l are the same, we can maximize p_{\max} by taking $r = (d - 1)/2$, giving $p_{\max} = N^{(d-1)/(2d)} < N^{1/2}$; e.g., for $d = 5$, $p_{\max} = N^{2/5}$. Thus, if all sizes are equal, having an odd number of dimensions is less favorable.

Both FFTW and PFFT finish their computation in a different distribution than the input distribution. If this is undesirable, an extra communication step is necessary. This may be avoided for instance when the FFT is followed by a local element-wise computation (such as happens in a convolution) an element-wise multiplication and an inverse FFT. If this inverse FFT can start in the output distribution of the forward FFT and can finish in the original input distribution, then the extra communication step can be avoided.

Jung et al. [11] present a 3D FFT with a *volumetric* (3D) data distribution for use in an MD application. In one of their schemes, 1D all-to-all, they perform parallel 1D FFTs within every direction, with five all-to-all communication steps within one dimension. In an alternative scheme, 2D all-to-all, they require three all-to-all communication steps, each within one or two dimensions. Because of the requirements of the MD application of which the FFT is a part, the 3D distribution is by blocks.

Dalcin, Mortensen, and Keyes [5] provide new methods for accelerating the all-to-all communication step of multidimensional FFTs, where they make use of advanced features of MPI-2.

Popovici et al. [20] generalize the 1D FFT based on the cyclic distribution to a multidimensional FFT based on a cyclic distribution in all dimensions with the advantage that the input and output distribution are the same. They argue that to scale up to the large numbers of processors that are available in today's supercomputers, it is necessary to use parallelism both across 1D FFTs and within 1D FFTs. In each dimension l , their algorithm can then use $p_l \leq \sqrt{n_l}$ processors because of the cyclic distribution. This implies that if all n_l are squares, the maximum number of processors used equals $p_{\max} = N^{1/2}$. Their algorithm performs a communication step that moves all data, once for every dimension, so the algorithm has d communication steps in total. In their implementation, they use FFTW for the local computations, MPI for distributed-memory parallelism and OpenMP for shared-memory parallelism. They present results for 3D arrays of size up to 1024^3 .

1.3 Contributions

This article provides the following contributions:

- We present a parallel multidimensional FFT algorithm based on the cyclic distribution that (i) has only a single all-to-all communication step; (ii) works for up to $p_{\max} = \sqrt{N}$ processors, where N is the total number of array elements; (iii) starts and finishes in the same distribution.
- We present the program FFTU which is an implementation of this algorithm for an arbitrary dimension d and present timing results for $d = 2, 3, 5$, demonstrating state-of-the-art performance by comparing to FFTW and PFFT, and showing scalability for higher dimensions.

Starting and ending in the same distribution has the following advantages. First, the same program can be used for the forward and the inverse FFT, just with the weights conjugated and the outcome scaled by $1/N$, instead of reversing all the steps of the FFT. Furthermore, the inverse FFT can be performed directly after the FFT, possibly with an element-wise local operation interspersed, without the need for data reordering.

2 Generalized four-step framework

In this section, we first present the sequential four-step framework for the 1D FFT and derive from this a parallel cyclic-to-cyclic 1D FFT algorithm. We then generalize this algorithm to the multidimensional case, and prove that the resulting parallel multidimensional FFT algorithm does what it is supposed to do.

2.1 One-dimensional algorithms

Suppose that x is an array of length n , that $p|n$ and $p|\frac{n}{p}$ (or equivalently $p^2|n$), and that we want to calculate $y = F_n(x)$. We write $v(a : b : c)$ to mean the strided subarray of v which starts at index a and has stride b . The last variable c is the length of the whole array v . If we write $v(a : b)$ we mean the subarray that starts at a and ends at b (inclusive).

To establish our notations and lay the basis for generalization to the parallel and multidimensional case, we will first derive our basic sequential algorithm, the so-called *four-step framework*.

2.1.1 Sequential algorithm

As any $0 \leq j < n$ can be written uniquely in the form $kp + s$ with $0 \leq k < \frac{n}{p}$, $0 \leq s < p$, we have

$$y_a = \sum_{j=0}^{n-1} x_j \omega_n^{ja} = \sum_{s=0}^{p-1} \sum_{k=0}^{\frac{n}{p}-1} x_{kp+s} \omega_n^{(kp+s)a} = \sum_{s=0}^{p-1} \omega_n^{sa} \sum_{k=0}^{\frac{n}{p}-1} x_{kp+s} (\omega_n^p)^{ka} = \sum_{s=0}^{p-1} \omega_n^{sa} \sum_{k=0}^{\frac{n}{p}-1} x_{kp+s} \omega_{\frac{n}{p}}^{ka}. \quad (4)$$

Write $x^{(s)}$ for $x(s : p : n)$ and $z^{(s)}$ for $F_{\frac{n}{p}}(x(s : p : n))$. We have the correspondence $x_k^{(s)} = x_{kp+s}$ and $x_j = x_{j \operatorname{div} p}^{(j \bmod p)}$ and likewise for z , $z^{(s)}$. Here, the div operator is defined by $j \operatorname{div} p = \lfloor j/p \rfloor$. By periodicity we have $\omega_{\frac{n}{p}}^{ka} = \omega_{\frac{n}{p}}^{k(a \bmod \frac{n}{p})}$. Armed with this knowledge we can state

$$\sum_{k=0}^{\frac{n}{p}-1} x_{kp+s} \omega_{\frac{n}{p}}^{ka} = \sum_{k=0}^{\frac{n}{p}-1} x_k^{(s)} \omega_{\frac{n}{p}}^{k(a \bmod \frac{n}{p})}. \quad (5)$$

But this is the definition of the $(a \bmod \frac{n}{p})$ -th entry of the DFT of $x^{(s)}$, so we can write Eqn (4) as

$$y_a = \sum_{s=0}^{p-1} \omega_n^{sa} z_{a \bmod \frac{n}{p}}^{(s)}, \quad (6)$$

which looks suspiciously much like an FFT of length p . In order to massage this equation into that form, we write $a = t\frac{n}{p} + k$ for $0 \leq k < \frac{n}{p}$, $0 \leq t < p$,

$$y_{t\frac{n}{p}+k} = \sum_{s=0}^{p-1} \omega_n^{st\frac{n}{p}+sk} z_k^{(s)} = \sum_{s=0}^{p-1} \omega_p^{st} \left(z_k^{(s)} \omega_n^{sk} \right). \quad (7)$$

Fixing k , we see that $y(k : \frac{n}{p} : n) = F_p(w^{(k)})$, where $w_s^{(k)} = z_k^{(s)} \cdot \omega_n^{sk}$ for $0 \leq s < p$.

We can summarize this as Algorithm 1, which is known as the four-step framework and can be found with a different proof and formulation in [24]. Step 1 is called *twiddling* in [24] and elsewhere. We can easily avoid using extra arrays z and w by reusing x, y . The only step where it is not immediately obvious how to do this, is Step 3. Here, we note that $\{y(k : \frac{n}{p} : n) \mid 0 \leq k < \frac{n}{p}\}$ splits up y into $\frac{n}{p}$ strided subarrays of length p each, so we can use those to store the $\frac{n}{p}$ arrays $w^{(k)}$ of length p . Therefore, Algorithm 1 can be executed mostly in place, where only in Step 2 special care has to be taken to limit the amount of extra memory needed to permute z into w .

Algorithm 1 Sequential four-step framework

Input: x : array of length n , number p such that $p^2 \mid n$.

Output: y : array of length n , such that $y = F_n(x)$.

- 1: **for** $s := 0$ **to** $p - 1$ **do** ▷ Step 0
 - 2: $x^{(s)} := x(s : p : n)$;
 - 3: $z^{(s)} := F_{\frac{n}{p}}(x^{(s)})$;
 - 4: **for** $s := 0$ **to** $p - 1$ **do** ▷ Step 1
 - 5: **for** $k := 0$ **to** $\frac{n}{p} - 1$ **do**
 - 6: $z_k^{(s)} := \omega_n^{ks} z_k^{(s)}$;
 - 7: **for** $s := 0$ **to** $p - 1$ **do** ▷ Step 2
 - 8: **for** $k := 0$ **to** $\frac{n}{p} - 1$ **do**
 - 9: $w_s^{(k)} := z_k^{(s)}$;
 - 10: **for** $k := 0$ **to** $\frac{n}{p} - 1$ **do** ▷ Step 3
 - 11: $y(k : \frac{n}{p} : n) := F_p(w^{(k)})$;
-

2.1.2 Parallel algorithm

We use the Bulk Synchronous Parallel (BSP) model [23] as our approach to the parallelization of the FFT. BSP algorithms comprise a sequence of *supersteps*, each performing a computation stage or a communication stage, where each superstep is terminated by a global synchronization. Following the BSP approach in [1], we express our parallel algorithms in Single Program Multiple Data (SPMD) style, by giving the program text for processor $P(s)$ with $s \in [p]$. This means that although the executed program depends on s , we do not have to write different texts for different processors. We express the communication in our algorithm by the one-sided primitive ‘Put’, which completely defines the transferral of data by an action from the sender. The sender $P(s)$ states to which destination processor the data has to be sent, and to which memory address on that processor. The data can then be used in the next superstep. There is no need to define actions by receivers.

We will analyse the time complexity of parallel algorithms within the BSP framework. The cost of a computation superstep in the BSP model depends on the maximum number of floating-point operations (flops) that a processor carries out, and we will measure these in real flops, as is usual. The cost of a communication superstep depends on the maximum number of data words each processor sends or receives, here complex numbers, and we will take g (for *gap*) as the cost per data word. The cost of the synchronization

at the end of a superstep is taken as l (for *latency*), but we will charge this cost only for communication supersteps. (The reason is that we only use Put operations in our program, not Get operations, and this means that in an actual implementation the synchronization at the end of a computation superstep can be removed.) For more details on BSP, and an extensive treatment of the BSP 1D FFT with the cyclic distribution, see [1].

We will now derive a parallel version of the four-step framework. Step 0 and 1 of Algorithm 1 are trivial to parallelize, and they determine the distribution: namely cyclic over p processors. Here, processor $P(s)$ simply performs iteration s of the outer loops. This yields Superstep 0 of the parallel 1D algorithm, Algorithm 2. We would like to end in the same cyclic distribution in which we started. Let $y^{(s)} := y(s : p : n)$ be the part of the output vector y stored by the cyclic distribution on $P(s)$. Component c of this part is then denoted by $y^{(s)}[c] := y(s : p : n)[c]$.

We will first parallelize the final step of the sequential algorithm, Step 3, aiming at a completely local operation in the cyclic distribution. Note that in the cyclic distribution over p processors, global component y_j is stored on processor $P(j \bmod p)$ in position $j \operatorname{div} p$. Consider component c of $y(k : \frac{n}{p} : n)$, the output of the final step. Because $p | \frac{n}{p}$, we have that component $y(k : \frac{n}{p} : n)[c] = y_{c\frac{n}{p}+k}$ is stored on $P((c\frac{n}{p} + k) \bmod p) = P(k \bmod p)$ in local position $(c\frac{n}{p} + k) \operatorname{div} p = c\frac{n}{p^2} + k \operatorname{div} p$. So $y(k : \frac{n}{p} : n)$ is stored in its entirety on $P(k \bmod p)$. Taking $c = 0$, we see that $y(k : \frac{n}{p} : n)[0]$ is stored in local position $k \operatorname{div} p$. Furthermore, incrementing c increases the local position by $\frac{n}{p^2}$. Therefore, $y(k : \frac{n}{p} : n) = y^{(k \bmod p)}(k \operatorname{div} p : \frac{n}{p^2} : \frac{n}{p})$, which is local on $P(s)$ for $k \bmod p = s$. As k ranges from 0 to $\frac{n}{p} - 1$, we have that $t = k \operatorname{div} p$ ranges from 0 to $\frac{n}{p^2} - 1$. This determines the k -values for which the output of Step 3 is local, and we require the input also to be local. This yields Superstep 2, a local transformation of $y^{(s)}(t : \frac{n}{p^2} : \frac{n}{p})$ by F_p for $0 \leq t < \frac{n}{p^2}$.

Finally, we parallelize Step 2 of the four-step framework, which is a permutation of the data, and is usually called the *transposition* step. This step translates into a communication superstep that should transfer the components of the vector w to their desired destination, so that the following superstep becomes local. Taking $c = s$ in the above, we obtain $y(k : \frac{n}{p} : n)[s] = y^{(k \bmod p)}(s\frac{n}{p^2} + k \operatorname{div} p)$. This means that we need to send the $x_k^{(s)}$ produced in Superstep 0 to $P(k \bmod p)$ in local position $s\frac{n}{p^2} + k \operatorname{div} p$. So $x^{(s)}(k : p : \frac{n}{p})$ ends up in $P(k)$ for $0 \leq k < p$. The first element corresponds to $y^{(k)}(s\frac{n}{p^2})$, and every time we increase k by p , we increment $k \operatorname{div} p$, so $x^{(s)}(k : p : \frac{n}{p})$ corresponds to $y^{(k)}(s\frac{n}{p^2} : (s+1)\frac{n}{p^2} - 1)$. This is achieved by the Put-statement of Superstep 1. This completes our algorithm. If desired, we can make the algorithm completely in-place by taking $y = x$.

Algorithm 2 Parallel four-step framework for $P(s)$

Input: x : array of length n , $\operatorname{distr}(x) = \text{cyclic over } p \text{ processors such that } p^2 | n$.

Output: y : array of length n , $\operatorname{distr}(y) = \text{cyclic, such that } y = F_n(x)$.

- 1: $x^{(s)} := F_{\frac{n}{p}}(x^{(s)});$ ▷ Superstep 0
 - 2: **for** $k := 0$ **to** $\frac{n}{p} - 1$ **do**
 - 3: $x_k^{(s)} := \omega_n^{ks} x_k^{(s)};$
 - 4: **for** $k := 0$ **to** $p - 1$ **do** ▷ Superstep 1
 - 5: Put $x^{(s)}(k : p : \frac{n}{p})$ in $P(k)$ as $y^{(k)}(s\frac{n}{p^2} : (s+1)\frac{n}{p^2} - 1);$
 - 6: **for** $t := 0$ **to** $\frac{n}{p^2} - 1$ **do** ▷ Superstep 2
 - 7: $y^{(s)}(t : \frac{n}{p^2} : \frac{n}{p}) := F_p(y^{(s)}(t : \frac{n}{p^2} : \frac{n}{p}));$
-

2.2 Parallel multidimensional algorithm

We will generalize Algorithm 2 directly to a parallel multidimensional algorithm, Algorithm 3, which we prove correct by showing that it computes the multidimensional DFT of Eqn (2). This equation can concisely be

formulated in tensor notation, see [24], as

$$Y = (F_{n_1} \otimes \cdots \otimes F_{n_d})(X). \quad (8)$$

We use vector notation to abbreviate dimension-wise strides, subarrays, etc. So we define for instance $X(t : \frac{n}{p^2} : \frac{n}{p}) = X(t_1 : n_1/p_1^2 : n_1/p_1, \dots, t_d : n_d/p_d^2 : n_d/p_d)$. The algorithm can be performed in-place using only an array X , but we have used different variables X, Y, Z, W, V to facilitate the proof.

It is no coincidence that Algorithm 3 combines instances of Algorithm 2 dimension-wise. This happens because the multidimensional Fourier transform is the tensor product of 1D Fourier transforms and because we can combine BSP algorithms for linear functions into a BSP algorithm for the tensor product, as shown in [12]. The proof of this powerful observation involves category theory. Our correctness proof of Algorithm 3, however, requires no such category theory, and is based on basic algebraic manipulations and concise notations.

Algorithm 3 Parallel four-step framework for processor $P(s) = P(s_1, \dots, s_d)$ in d dimensions

Input: X : multidimensional array of size $n_1 \times \cdots \times n_d$, $\text{distr}(X) = d$ -dimensional cyclic over $p_1 \times \cdots \times p_d$ processors such that $p_l^2 | n_l$, for $l = 1, \dots, d$.

Output: V : multidimensional array of size $n_1 \times \cdots \times n_d$, $\text{distr}(V) = d$ -dimensional cyclic, such that $V = (F_{n_1} \otimes \cdots \otimes F_{n_d})(X)$.

- 1: $Y^{(s)} := (F_{n_1/p_1} \otimes \cdots \otimes F_{n_d/p_d})(X^{(s)});$ ▷ Superstep 0
 - 2: **for** $k \in [n_1/p_1] \times \cdots \times [n_d/p_d]$ **do**
 - 3: $Z^{(s)}[k] := (\prod_{l=1}^d \omega_{n_l}^{k_l s_l}) Y^{(s)}[k];$
 - 4: **for** $k \in [p_1] \times \cdots \times [p_d]$ **do** ▷ Superstep 1
 - 5: Put $Z^{(s)}(k : p : \frac{n}{p})$ in $P(k)$ as $W^{(k)}[s \frac{n}{p^2} : (s+1) \frac{n}{p^2} - 1];$
 - 6: **for** $t \in [n_1/p_1^2] \times \cdots \times [n_d/p_d^2]$ **do** ▷ Superstep 2
 - 7: $V^{(s)}(t : \frac{n}{p^2} : \frac{n}{p}) := (F_{p_1} \otimes \cdots \otimes F_{p_d}) \left(W^{(s)}(t : \frac{n}{p^2} : \frac{n}{p}) \right);$
-

Theorem 1. Algorithm 3 computes the multidimensional DFT expressed in Eqn (2).

Proof. Applying the definition (2) of the multidimensional DFT for the local array of $P(s)$ gives

$$Y^{(s)}[k] = \sum_{j_1 \in [n_1/p_1]} \cdots \sum_{j_d \in [n_d/p_d]} X^{(s)}[j] \omega_{n_1/p_1}^{j_1 k_1} \cdots \omega_{n_d/p_d}^{j_d k_d}. \quad (9)$$

By using $\omega_{n_l/p_l}^{j_l k_l} = \omega_{n_l}^{j_l k_l p_l}$ and twiddling $Y^{(s)}$, we obtain

$$Z^{(s)}[k] = \sum_{j_1 \in [n_1/p_1]} \cdots \sum_{j_d \in [n_d/p_d]} X^{(s)}[j] \omega_{n_1}^{k_1(j_1 p_1 + s_1)} \cdots \omega_{n_d}^{k_d(j_d p_d + s_d)}, \quad (10)$$

which is the output of Superstep 0.

Now consider component s' of the input array $W^{(s)}(t : \frac{n}{p^2} : \frac{n}{p})$ of Superstep 2. This component corresponds to $W^{(s)}[t + s' \frac{n}{p^2}] = W^{(s)}(s' \frac{n}{p^2} : (s' + 1) \frac{n}{p^2} - 1)[t]$, which has been obtained by communication in Superstep 1 of component $Z^{(s')}(s : p : \frac{n}{p})[t] = Z^{(s')}[s + tp]$. This means that for $P(s)$ in the role of receiver of a block of data, $P(s')$ is the sender. Therefore,

$$\begin{aligned} W^{(s)}(t : \frac{n}{p^2} : \frac{n}{p})[s'] &= Z^{(s')}[s + tp] \\ &= \sum_{j_1 \in [n_1/p_1]} \cdots \sum_{j_d \in [n_d/p_d]} X^{(s')}[j] \omega_{n_1}^{(s_1 + t_1 p_1)(j_1 p_1 + s'_1)} \cdots \omega_{n_d}^{(s_d + t_d p_d)(j_d p_d + s'_d)}. \end{aligned} \quad (11)$$

The final output $V^{(s)}(t : \frac{n}{p^2} : \frac{n}{p})$ of Algorithm 3 is computed in Superstep 2. Consider component k of the output array $V^{(s)}(t : \frac{n}{p^2} : \frac{n}{p})$, which can be written as $V^{(s)}[t + k\frac{n}{p^2}]$ and is computed by a local DFT,

$$\begin{aligned} V^{(s)}[t + k\frac{n}{p^2}] &= \sum_{s'_1 \in [p_1]} \cdots \sum_{s'_d \in [p_d]} W^{(s)}(t : \frac{n}{p^2} : \frac{n}{p})[s'] \omega_{p_1}^{s'_1 k_1} \cdots \omega_{p_d}^{s'_d k_d} \\ &= \sum_{s'_1 \in [p_1]} \cdots \sum_{s'_d \in [p_d]} \sum_{j_1 \in [n_1/p_1]} \cdots \sum_{j_d \in [n_d/p_d]} X^{(s')}[j] \omega_{n_1}^{(s_1+t_1 p_1)(j_1 p_1 + s'_1)} \cdots \omega_{n_d}^{(s_d+t_d p_d)(j_d p_d + s'_d)} \omega_{p_1}^{s'_1 k_1} \cdots \omega_{p_d}^{s'_d k_d}. \end{aligned} \quad (12)$$

To work towards the definition of the multidimensional DFT, we rewrite the powers of the roots of unity using $\omega_{p_l}^{s'_l k_l} = \omega_{n_l}^{s'_l k_l n_l / p_l} = \omega_{n_l}^{(j_l p_l + s'_l) k_l n_l / p_l}$. Note that the extra factor $\omega_{n_l}^{j_l p_l k_l n_l / p_l} = (\omega_{n_l}^{n_l})^{j_l k_l} = 1$. This gives the expression

$$\sum_{s'_1 \in [p_1]} \cdots \sum_{s'_d \in [p_d]} \sum_{j_1 \in [n_1/p_1]} \cdots \sum_{j_d \in [n_d/p_d]} X^{(s')}[j] \omega_{n_1}^{(s_1+t_1 p_1 + k_1 n_1 / p_1)(j_1 p_1 + s'_1)} \cdots \omega_{n_d}^{(s_d+t_d p_d + k_d n_d / p_d)(j_d p_d + s'_d)}. \quad (13)$$

Because we can write any number $j'_l \in [n_l]$ uniquely as $j'_l = s'_l + j_l p_l$ for $0 \leq s'_l < p_l$, $0 \leq j_l < n_l / p_l$ and because of the local-global relations $X^{(s')}[j] = X[s' + jp]$ and $V^{(s)}[t + k\frac{n}{p^2}] = V[s + tp + k\frac{n}{p}]$, we obtain

$$V[s_1 + t_1 p_1 + k_1 \frac{n_1}{p_1}, \dots, s_d + t_d p_d + k_d \frac{n_d}{p_d}] = \sum_{j'_1 \in [n_1]} \cdots \sum_{j'_d \in [n_d]} X[j'] \omega_{n_1}^{(s_1+t_1 p_1 + k_1 n_1 / p_1)j'_1} \cdots \omega_{n_d}^{(s_d+t_d p_d + k_d n_d / p_d)j'_d}. \quad (14)$$

This proves that the corresponding global array V is precisely the image of the global array X under the d -dimensional DFT. \square

2.3 Complexity analysis

We analyse the time complexity of our parallel multidimensional FFT algorithm within the BSP model [23]. Assume we have an array of size $n_1 \times \cdots \times n_d$. Let $N = n_1 \cdots n_d$ be the total number of array elements and $p = p_1 \cdots p_d$ be the total number of processors. (Note that we slightly abuse the notation, since we have used the variable p in the previous section in a different meaning, namely as a tuple.) The sequential multidimensional FFT performs about $5N \log N$ flops for N array elements, regardless of dimension or shape of the array. As the number of operations per array element is small, CPU-RAM bandwidth and cache architecture matter more than the precise number of flops, but we will disregard this in our theoretical analysis, and consider it part of the implementation concerns.

Let us first look at the computation supersteps of Algorithm 3. The first part of Superstep 0 takes $5\frac{N}{p} \log \frac{N}{p}$ flops, and Superstep 2 takes $\frac{N}{p^2} \cdot 5p \log p$. With proper implementation, the twiddling takes about two complex multiplications per element, as we will see in Algorithm 4 in the next section. So this adds $12\frac{N}{p}$ real flops, giving a total number of flops of

$$T_{\text{comp,FFT}} = 5\frac{N}{p} \log \frac{N}{p} + 5\frac{N}{p} \log p + 12\frac{N}{p} = 5\frac{N}{p} \log N + 12\frac{N}{p}. \quad (15)$$

Except for the additional $12\frac{N}{p}$ flops from the twiddling, the original sequential workload is perfectly divided into p parts.

Looking at the communication superstep, Superstep 1, we note that each array element is communicated at most once, with each processor sending and receiving at most $\frac{N}{p}$ elements, at a cost of $\frac{N}{p}g$. This is a balanced all-to-all communication step. Since we have only one communication superstep for which we charge the synchronization, the total synchronization cost of the algorithm is l . Therefore, the total BSP cost of our parallel multidimensional algorithm is

$$T_{\text{FFT}} = 5\frac{N}{p} \log N + 12\frac{N}{p} + \frac{N}{p}g + l. \quad (16)$$

Our algorithm has a scalability limit for the maximum number of processors p_{\max} that can be used, because in dimension l we can use up to $\sqrt{n_l}$ processors; this is in the ideal case that $p_l^2 | n_l$. If all n_l are squares, this limit equals

$$p_{\max} = (n_1 \cdots n_d)^{1/2} = \sqrt{N}. \quad (17)$$

If not all n_l are squares, the maximum is a bit lower. In case the n_l and p_l are powers of two, p_{\max} is then lowered by a factor of 2 for every n_l that is not a power of four. For a 3D array of size 1024^3 , our algorithm can use up to $32^3 = 32,768$ processors. For 3D arrays of size 256^3 and 512^3 , our algorithm can use up to $16^3 = 4096$ processors. For a 2D array of size $2^{24} \times 64$, with the same number of elements as the array of size 1024^3 but with a very high aspect ratio, we can still use the same number of processors, $p_{\max} = 32,768$.

It is possible to scale beyond $p_{\max} = \sqrt{N}$, but in that case more than one communication superstep is needed and a generalization of the cyclic distribution must be used, called the group-cyclic distribution [9], see also [1] for an explanation and an implementation for the 1D FFT. The *group-cyclic distribution* with cycle c splits an array of size n into $\frac{n}{c}$ blocks of size $\frac{cn}{p}$. It assigns each block to a group of c processors and it uses the cyclic distribution within each block. In this distribution, array element x_j is assigned to processor $P(j \operatorname{div} \frac{cn}{p} + j \operatorname{mod} c)$. This is a different generalization of the cyclic distribution than the well-known block-cyclic distribution, which is used in certain parallel numerical linear algebra packages, for instance in ScaLaPack [2].

3 Implementation

In this section, we present the implementation of our multidimensional FFT algorithm, which we humbly call FFTU, the fastest FFT in Utrecht. The implementation can be found at <https://gitlab.com/Thomas637/FFT> and it contains both an MPI implementation and a BSPlib implementation. FFTU has been released under the GNU GPL license. We discuss only the MPI implementation since the BSPlib version is very similar. The only difference is that in the BSPlib version we unpack the data packets manually instead of letting the communication library do this.

We use FFTW for the local computations and MPI for communication. We move the data into a buffer so that the data to be sent to a single processor is stored contiguously; this is called *packing*. We have implemented a method where we send the packets using `MPI_alltoall`, and then locally rearrange the data, moving them into the correct positions (called *unpacking*), and also a method using `MPI_alltoallv`, where we specify how the packet is to be stored on the remote processor using derived data types. This allows (but does not require) the MPI implementation to perform the communication without local data movement.

We combine the packing with the twiddling to minimize the consumption of CPU–RAM bandwidth. This gives Algorithm 4, which can be applied to the local array $X^{(s)}[k]$. Note that we perform only two complex multiplications per data element in the innermost loop of the algorithm, so that the time complexity is about $12N/p$ real flops.

The twiddle weights $\omega_{n_l}^{k_l s_l}$ used in the FFT algorithm can be precomputed and stored in a weight table, which requires a local memory of

$$M_{\text{twiddle}} = \sum_{l=1}^d \frac{n_l}{p_l}, \quad (18)$$

which is much less than the $\prod_{l=1}^d \frac{n_l}{p_l} = \frac{N}{p}$ memory needed to store the local array $X^{(s)}$.

For the sequential multidimensional FFTs that we use in Algorithm 3, numerous optimized libraries are available, such as FFTW [8] and SPIRAL [22]. We have chosen for FFTW as it has the most flexible interface, which we exploit for the interleaved strided arrays, but our algorithm can also easily be adapted to use SPIRAL or other libraries. The row-major format of the input and output means that the last dimension is consecutive in memory, like in the programming language C.

Algorithm 4 Packing and twiddling

Input: a d -dimensional array X of size $n_1/p_1 \times \dots \times n_d/p_d$ in row-major format, $s = (s_1, \dots, s_d) \in [p]$.Output: d -dimensional arrays packet_k containing the twiddled $X(k : p : \frac{n}{p})$ in row-major format.

```

1: for  $t_1 := 0$  to  $n_1/p_1 - 1$  do
2:   factor1 :=  $\omega_{n_1}^{t_1 s_1}$ ;
3:   for  $t_2 := 0$  to  $n_2/p_2 - 1$  do
4:     factor2 := factor1 ·  $\omega_{n_2}^{t_2 s_2}$ 
5:     ⋮
6:     for  $t_d := 0$  to  $n_d/p_d - 1$  do
7:       factor $d$  := factor $d-1$  ·  $\omega_{n_d}^{t_d s_d}$ ;
8:       packet $t \bmod p$ [ $t \operatorname{div} p$ ] :=  $\tilde{X}[t]$  · factor $d$ ;

```

4 Numerical experiments

4.1 Setup

We performed strong scaling experiments for three different programs: our program FFTU, FFTW, and PFFT. All are compiled with Intel 2021.2.0, which includes Intel MPI, and flags `-O3 -march=native` unless otherwise specified. The FFTW version is 3.3.9. Finally we use PFFT commit `e4cfcf9` on <https://github.com/mpip/pfft> (no version number available). For $p = 1, 2$, the derived data type version of FFTU with Intel MPI does not terminate. For this reason, we used the manual unpacking method for $p = 1, 2$.

We ran our timing experiments on arrays with a total number of $N = 2^{30}$ elements, in shapes $1024^3, 64^5$ for all three programs, and $16,777,216 \times 64$ for FFTU and FFTW. We obtained timings on the thin node partition of the supercomputer Snellius at SURFsara in Amsterdam. A thin node consists of two 64-core AMD Rome 7H12 processors in a dual socket configuration, running at 2.6 GHz. There is 2 GiB of RAM available per core. The interconnect is Infiniband HDR100 (100 Gbps) with a fat tree topology. The job scheduler used is SLURM, and we do not share nodes. The operating system is CentOS7. We have used a single switch in our experiments and bound the MPI processes to cores with `--cpu_bind=cores`.

Ideally, we would write down the time at the start of the FFT, at the end, and subtract the two values to obtain a timing result. The problem with this method is that the synchronizing function `MPI_Barrier` of the MPI library only guarantees that no processor leaves the barrier before all processors have entered. So there is no guarantee that every processor starts the FFT function at the same time. That is why we apply the FFT 100 times, so that the small difference in leaving the barrier becomes negligible.

For FFTW and PFFT, we measure both the time it takes when we demand to end in the same distribution that we started in (default for FFTW and with flag `PFFT_TRANSPOSED_NONE` for PFFT), and when we allow to end in a different distribution (flags `FFTW_TRANSPOSED_OUT` and `PFFT_TRANSPOSED_OUT`, respectively). We use the `FFTW_MEASURE / PFFT_MEASURE` flags. This carries out timings on the hardware used, and chooses an algorithm accordingly, which makes the program faster, but it might perform differently on different hardware.

4.2 Results

Table 1 presents the timing results for an FFT of an array of size 1024^3 for different numbers of processors p . This represents the 3D problem, which is likely the most common application of a multidimensional FFT, used in modeling our 3D physical space. If we require the input and output to be in the same distribution, we see that FFTU performs better than PFFT in all cases, and better than FFTW for $p \geq 128$. For smaller p , FFTW outperforms both PFFT and FFTU, which invoke FFTW but entail additional overhead. This is particularly clear from the large parallel overhead for $p = 1$ when compared to the sequential case, which represents a slowdown of a factor 2.3 for FFTU and 2.9 for PFFT. Once we exceed the number of cores in a socket, i.e. for $p > 64$, communication becomes more costly and the advantage of fewer communication

supersteps becomes clear. The highest speedup achieved for FFTU compared to sequential FFTW is $149\times$ on 4096 processors, and for PFFT, $98.5\times$. FFTW can use only 1024 processors, with a speedup of $32.1\times$. Counting $5N \log N$ flops to transform an array of N elements, FFTU reaches a top computing rate of 0.94 Tflop/s for this problem.

If we allow the input and output distribution to be different, both PFFT and FFTW can save the final communication superstep. For this 3D problem, all three programs perform a single communication superstep for $p \leq 1024$, and FFTU does this for all given p , because it could go up to $p = 32,768$ with a single communication superstep. For $p > 1024$, PFFT needs $\lceil \frac{3}{3-2} \rceil - 1 = 2$ communication supersteps, because it then uses a 2D decomposition, putting as many processors along the first dimension as possible. For FFTW, the maximum number of processors that can be used is 1024.

PFFT with output allowed in a different distribution is about equally fast as FFTU. It is surprising that this also holds for $p = 2048, 4096$, given the extra superstep PFFT needs. When inspecting the instance $p = 4096$ for the case with the same distribution, we noticed that the final communication superstep performing the redistribution takes as long as the entire calculation, where we would expect it to be less than half. This means that PFFT performs its internal two communication supersteps very efficiently. It does this by using the global transposes of FFTW instead of directly calling MPI, and optimizing these by precomputing several FFTW plans, see [17, Section 3.3]. Furthermore, we observe a superlinear speedup of PFFT for $p = 4096$ compared with $p = 2048$.

In Table 1, we see that FFTW with output allowed in a different distribution is faster than FFTU. This can be explained by FFTW doing a better job at communicating in its communication superstep, perhaps by better exploiting the shared memory available. We performed an additional experiment to see whether we could improve the performance of FFTU. Using OpenMPI version 4.1.1 instead of Intel MPI, the time needed decreased from 0.664 s to 0.515 s for $p = 512$, actually even beating FFTW. So there is room for improvement in the MPI implementation and it might be possible to attain the same performance as FFTW.

p	FFTU		PFFT		FFTW	
	same	different	same	different	same	different
seq					17.541	
1	40.065	51.334	21.646	23.025	19.615	
2	18.058	27.562	12.359	13.650	12.519	
4	8.074	13.179	6.432	6.962	6.236	
8	3.999	9.102	4.290	4.024	3.260	
16	2.349	5.552	2.510	2.388	1.803	
32	1.789	3.190	1.417	1.545	1.145	
64	1.802	3.133	1.411	1.670	1.378	
128	1.366	3.330	1.461	1.996	1.475	
256	0.980	1.972	0.918	1.208	0.797	
512	0.664	1.409	0.677	0.991	0.577	
1024	0.317	0.644	0.327	0.546	0.310	
2048	0.163	0.417	0.223			
4096	0.118	0.178	0.088			

Table 1: Time (in s) of a multidimensional FFT for a 1024^3 array using three programs: FFTU, PFFT, and FFTW. The program FFTU yields the same data distribution for the output as for the input. For PFFT and FFTW, this can be imposed (“same”) or not (“different”). For comparison, the time for running the sequential FFTW is also given.

Table 2 shows the results for an array of size 64^5 . Here, FFTW can only use up to 64 processors, so there are no timings for FFTW beyond this number. Comparing the 5D timings of this table with the 3D timings of Table 1, we see that higher-dimensional FFTs run faster for the same total number of array elements. The highest speedup achieved by FFTU is $176\times$ and that of PFFT is $225\times$.

In Table 2, we see that FFTU performs about as well as PFFT when we do not require the output to be in the same distribution as the input. This makes sense, as a 2D processor distribution suffices, meaning we need $\lceil \frac{5}{5-2} \rceil - 1 = 1$ communication supersteps. For $p = 128, 512, 1024, 2048$ FFTU is a bit faster, but for $p = 256, 4096$ this is the other way round. These differences can be explained by the implementation of the communication step. We simply describe to MPI what we want by use of `MPI_Alltoallv` and derived data types, and let the black box MPI library handle the exact algorithm for communication. FFTW and PFFT experiment with several algorithms during the planning phase and then choose the fastest option. Apparently, sometimes MPI chooses the superior algorithm, and sometimes FFTW/PFFT does. We again observe superlinear speedup for PFFT when going from 2048 to 4096 processors. The same happens when doubling the array size to 128×64^4 , so we presume that this phenomenon is not due to cache size.

p	FFTU		PFFT		FFTW	
	same	different	same	different	same	different
seq					17.381	
1	36.334	23.981	16.134	18.803	19.451	
2	17.843	14.548	9.844	12.690	11.738	
4	7.771	7.630	5.053	6.826	6.130	
8	4.111	4.226	2.746	3.538	3.148	
16	2.372	2.669	1.614	2.119	1.862	
32	1.653	2.165	1.125	1.593	1.301	
64	1.634	2.259	1.222	1.390	0.997	
128	1.315	2.735	1.551			
256	0.965	1.650	0.956			
512	0.609	1.256	0.667			
1024	0.304	0.644	0.357			
2048	0.167	0.358	0.190			
4096	0.099	0.159	0.077			

Table 2: Time (in s) of a multidimensional FFT for a 64^5 array using three programs: FFTU, PFFT, and FFTW. The program FFTU yields the same data distribution for the output as for the input. For PFFT and FFTW, this can be imposed (“same”) or not (“different”). For comparison, the time for running the sequential FFTW is also given.

Table 3 shows timing results for an array of size $16,777,216 \times 64$. This problem with a high aspect ratio failed for PFFT, because of an integer division-by-zero error. We did not investigate this case further and just present timings for FFTU and FFTW. Note that both PFFT and FFTU can use at most 64 processors for this problem, since they need one dimension to be local.

FFTU is slower here than in the 3D and 5D problems with the same N . Our explanation is as follows. The total size of the twiddle tables is $\sum_{l=1}^d \frac{n_l}{p_l}$, see Eqn (18), so in the case where one of the n_l is relatively close to N and the others are small, this is a relatively large table, which cannot be stored in cache and hence leads to a performance penalty. The twiddle tables are computed during the algorithm and then repeatedly used; we found no need for precomputing them, as is done for the other weights by FFTW.

5 Conclusions

We have developed an efficient and scalable multidimensional FFT algorithm that has a single all-to-all communication superstep, that starts and ends in the same distribution, and that can use up to \sqrt{N} processors (or slightly less if the array size in some dimensions is not square). We have implemented this algorithm in a program FFTU and tested it on a distributed-memory parallel architecture, comparing it to two state-of-the-art programs, PFFT and FFTW. Our program FFTU uses FFTW for its local computations and it

p	FFTU	FFTW	
	same	same	different
seq		24.182	
1	43.146	26.984	31.440
2	21.950	16.661	17.382
4	9.613	8.649	8.563
8	5.150	4.577	4.609
16	3.045	2.695	2.699
32	2.347	2.023	1.959
64	2.218	1.646	1.442
128	1.615		
256	1.264		
512	0.841		
1024	0.331		
2048	0.230		
4096	0.204		

Table 3: Time (in s) of a multidimensional FFT for a $16,777,216 \times 64$ array using two programs: FFTU and FFTW. The program FFTU yields the same data distribution for the output as for the input. For FFTW, this can be imposed (“same”) or not (“different”). For comparison, the time for running the sequential FFTW is also given.

calls MPI for its communication. We can view our package FFTU as an extension of FFTW, in the same way as PFFT can be considered an extension.

Overall, FFTU performs on par with PFFT and FFTW if the output distribution need not be the same as the input distribution and FFTU outperforms PFFT and FFTW if these distributions must be the same. There are some fluctuations in the behavior of the three programs, which we cannot completely explain, because of shared-memory effects and highly optimized implementations of PFFT and FFTW incorporating multiple algorithms for global communication.

The most important application of our algorithm will most likely be the 3D case, because of the single all-to-all communication superstep where PFFT and FFTW need two, and even three in case the output distribution needs to be the same as the input distribution. Another important application would be the case where the input array is very rectangular, with one dimension much larger in size than the others. Here, the advantage is better scalability, because we can still use \sqrt{N} processors, where the other methods are limited by the size of the smallest dimension.

6 Future work

Our package FFTU performs multidimensional complex-to-complex fast Fourier transforms in the cyclic distribution. For future work, this could be extended to related transforms such as the real-to-complex Fourier transform (RFFT), the discrete sine transform (DST), and the discrete cosine transform (DCT). We can do this by combining existing 1D algorithms dimension-wise [12]. To exploit the symmetry of these transforms, the *zig-zag cyclic distribution* [10, 1] could be used instead of the cyclic distribution.

All our parallelism is explicit and based on the distributed-memory approach using MPI, and we do not yet exploit the possible improvements shared-memory parallelism has to offer. With 128 cores on a processor node, this may yield significant improvements in our communication superstep. Using OpenMP, or using some of the communication schemes of FFTW for this purpose could be beneficial. Another research direction would be to exploit better methods for performing the single communication superstep in our algorithm, either by letting the transposition algorithms of FFTW handle this superstep, or by using

improved redistribution methods [5] instead of our vanilla call to MPI.

Some applications perform element-wise multiplications in both domains of the Fourier transform. For instance in quantum molecular dynamics on a high-dimensional grid, a wave function is propagated in time by multiplying it point-wise by a potential function in the time domain, and by a momentum operator in the frequency domain. This means that we only need one all-to-all communication superstep per (forward or inverse) transform. No further communication is required in the propagation. This would be a prime application for our algorithm and deserves to be explored.

In other applications, such as classical molecular dynamics, the data may have to be stored in a block distribution instead of a cyclic distribution, to accommodate parts of the application program outside the FFT. This may require additional data redistribution; further investigation is needed to see how this can be avoided or mitigated.

Acknowledgments

We thank SURFsara in Amsterdam, the Netherlands, for giving us access to the supercomputer Snellius and for help in running our experiments. We also thank the Dutch Research Council (NWO) for funding the computing time we used at SURFsara, under project EINF-1158.

References

- [1] Rob H. Bisseling. *Parallel Scientific Computation: A Structured Approach Using BSP*. Oxford University Press, Oxford, UK, second edition, 2020.
- [2] L. S. Blackford, J. Choi, A. Cleary, E. D’Azevedo, J. Demmel, I. Dhillon, J. Dongarra, S. Hammarling, G. Henry, A. Petitet, K. Stanley, D. Walker, and R. C. Whaley. *ScaLAPACK Users’ Guide*. SIAM, Philadelphia, PA, 1997.
- [3] S. Borowski and T. Klüner. Massively parallel Hamiltonian action in pseudospectral algorithms applied to quantum dynamics of laser induced desorption. *Chemical Physics*, 304(1):51–58, 2004.
- [4] James W. Cooley and John W. Tukey. An algorithm for the machine calculation of complex Fourier series. *Mathematics of Computation*, 19:297–301, 1965.
- [5] Lisandro Dalcin, Mikael Mortensen, and David E. Keyes. Fast parallel multidimensional FFT using advanced MPI. *Journal of Parallel and Distributed Computing*, 128:137–150, 2019.
- [6] Chris H. Q. Ding, Robert D. Ferraro, and Donald B. Gennery. A portable 3D FFT package for distributed-memory parallel architectures. In *Proceedings of the Seventh SIAM Conference on Parallel Processing for Scientific Computina*, pages 70–71. SIAM, 1995.
- [7] Ian T. Foster and Patrick H. Worley. Parallel algorithms for the spectral transform method. *SIAM Journal on Scientific Computing*, 18(3):806–837, 1997.
- [8] Matteo Frigo and Steven G. Johnson. The design and implementation of FFTW3. *Proceedings of the IEEE*, 93(2):216–231, 2005.
- [9] Márcia A. Inda and Rob H. Bisseling. A simple and efficient parallel FFT algorithm using the BSP model. *Parallel Computing*, 27(14):1847–1878, 2001.
- [10] Márcia A. Inda, Rob H. Bisseling, and David K. Maslen. On the efficient parallel computation of Legendre transforms. *SIAM Journal on Scientific Computing*, 23(1):271–303, 2001.
- [11] Jaewoon Jung, Chigusa Kobayashi, Toshiyuki Imamura, and Yuji Sugita. Parallel implementation of 3D FFT with volumetric decomposition schemes for efficient molecular dynamics simulations. *Computer Physics Communications*, 200:57–65, 2016.

- [12] Thomas Koopman. The tensor product of Bulk Synchronous Parallel algorithms. Master’s thesis, Utrecht University, Utrecht, The Netherlands, January 2022.
- [13] Ronnie Kosloff. Time-dependent quantum-mechanical methods for molecular dynamics. *Journal of Physical Chemistry*, 92:2087–2100, 1988.
- [14] C. Leforestier, R. H. Bisseling, C. Cerjan, M. D. Feit, R. Friesner, A. Guldberg, A. Hammerich, G. Jolicard, W. Karrlein, H.-D. Meyer, N. Lipkin, O. Roncero, and R. Kosloff. A comparison of different propagation schemes for the time dependent Schrödinger equation. *Journal of Computational Physics*, 94(1):59–80, 1991.
- [15] Ning Li and Sylvain Laizet. A highly scalable 2D decomposition library and FFT interface. In *Proceedings Cray User Group 2010 Conference*, pages 1–13, 2010.
- [16] Dmitry Pekurovsky. P3DFFT: A framework for parallel computations of Fourier transforms in three dimensions. *SIAM Journal on Scientific Computing*, 34(4):C192–C209, 2012.
- [17] Michael Pippig. PFFT - an extension of FFTW to massively parallel architectures. *SIAM Journal on Scientific Computing*, 35(3):C213 – C236, 2013.
- [18] Steven Plimpton, Axel Kohlmeyer, Paul Coffman, and Phil Blood. fftMPI, a library for performing 2d and 3d FFTs in parallel, 2018.
- [19] Steven Plimpton, Roy Pollock, and Mark Stevens. Particle-mesh Ewald and rRESPA for parallel molecular dynamics simulations. In *Proceedings of the Eighth SIAM Conference on Parallel Processing for Scientific Computing*. SIAM, 1997.
- [20] Doru Thom Popovici, Martin D. Schatz, Franz Franchetti, and Tze Meng Low. A flexible framework for multidimensional DFTs. *SIAM Journal on Scientific Computing*, 42(5):C245–C264, 2020.
- [21] Alan Pryor Jr., Yongsoo Yang, Arjun Rana, Marcus Gallagher-Jones, Jihan Zhou, Yuan Hung Lo, Georgian Melinte, Wah Chiu, Jose A. Rodriguez, and Jianwei Miao. GENFIRE: A generalized Fourier iterative reconstruction algorithm for high-resolution 3D imaging. *Scientific Reports*, 7:10409, 2017.
- [22] M. Puschel, J. M. F. Moura, J. R. Johnson, D. Padua, M. M. Veloso, B. W. Singer, Jianxin Xiong, F. Franchetti, A. Gacic, Y. Voronenko, K. Chen, R. W. Johnson, and N. Rizzolo. SPIRAL: Code generation for DSP transforms. *Proceedings of the IEEE*, 93(2):232–275, 2005.
- [23] Leslie G. Valiant. A bridging model for parallel computation. *Communications of the ACM*, 33(8):103–111, 1990.
- [24] Charles Van Loan. *Computational Frameworks for the Fast Fourier Transform*. SIAM, Philadelphia, PA, 1992.
- [25] A. N. Yzelman, R. H Bisseling, D. Roose, and K. Meerbergen. MulticoreBSP for C: a high-performance library for shared-memory parallel programming. *International Journal of Parallel Programming*, 42(4):619–642, 2014.