

MicroRacer: a didactic environment for Deep Reinforcement Learning

Andrea Asperti and Marco Del Brutto

University of Bologna
Department of Informatics: Science and Engineering (DISI)

Abstract. MicroRacer is a simple, open source environment inspired by car racing especially meant for the didactics of Deep Reinforcement Learning. The complexity of the environment has been explicitly calibrated to allow users to experiment with many different methods, networks and hyperparameters settings without requiring sophisticated software or the need of exceedingly long training times. Baseline agents for major learning algorithms such as DDPG, PPO, SAC, TD2 and DSAC are provided too, along with a preliminary comparison in terms of training time and performance.

1 Introduction

Deep Reinforcement Learning (DRL) is the new frontier of Reinforcement Learning [31,34,32], where Deep Neural Networks are used as function approximators to address the scalability issues of traditional RL techniques. This allows agents to make decisions from high-dimensional, unstructured state descriptions without requiring manual engineering of input data. The downside of this approach is that learning may require very long trainings, depending on the acquisition of a large number of unbiased observations of the environment; in addition, since observations are dynamically collected by agents, this leads to the well known exploitation vs. exploration problem. The need of long training times, combined with the difficulty of monitoring and debugging the evolution of agents, and the difficulty to understand and explain the reasons for possible failures of the learning process, makes DRL a much harder topic than other traditional Deep Learning tasks.

This is particularly problematic from a didactic point of view. Most existing environments are either too simple and not particularly stimulating, like most of the legacy problems of OpenAIGym [8] (cart-pendulum, downhill slope simulator, ...), or far too complex, requiring hours of training (even relatively trivial problems such as those in the Atari family [6,25] may take 12-24 hours of training on a standard laptop, or Colab [7]). Even if, at the end of training, you may observe an advantage of a given technique over another, it is difficult to grasp the pros and cons of the different algorithms, and forecast their behaviour in different scenarios. The long training times make tuning or ablation studies very hard and expensive. In addition, complex environments are often given in

the form of a black-box that essentially prevents event-based monitoring of the evolution of the agent (e.g. observe the action of the agent in response to a given environment situation). Finally, sophisticated platforms like OpenAIgym already offer state-of-the-art implementations of many existing algorithms; understanding the code is complex and time-demanding, frequently obscured by several modularization layers (good to maintain but not to understand code); as a consequence students are not really induced to put their hands on the code and try personal solutions.

For all these reasons, we created a simple environment explicitly meant for the didactics of DRL. The environment is inspired by car racing, and has a stimulating competitive nature. Its complexity has been explicitly calibrated to allow students to experiment with many different methods, networks and hyperparameters settings without requiring sophisticated software or exceedingly long training times. Differently from most existing racing simulation frameworks that struggle in capturing realism, like Torcs, AWS Deep Racer or Learn-to-race (see Section 2 for a comparison) we do not care for this aspect: one of the important points of the discipline is the distinction between model-free vs. model-based approaches, and we are mostly interested in the former class. From this respect, it is important to communicate to students that model-free RL techniques are supposed to allow interaction with any environment, evolving according to unknown, unexpected and possibly unrealistic dynamics to be discovered by acquiring experience. In the case of MicroRacer, the complexity of the environment can be tuned in several different ways, changing the difficulty of tracks, adding obstacles or chicanes, modifying the acceleration or the timestep. Another important point differentiating MicroRacer from other car-racing environments is that the track is randomly generated at each episode, and unknown to the agent, preventing any form of adaptation to a given scenario (so typical of many autonomous driving competitions). In addition to the environment, we provide simple baseline implementations of several DRL algorithms, comprising DDPG [22], TD3 [16], PPO [28], SAC [19] and DSAC [13].

The environment was proposed to students of the course of Machine Learning at the University of Bologna during the past academic year as a possible project for their examination, and many students accepted the challenge obtaining interesting results and providing valuable feedback. We plan to organize a championship for the incoming year.

The code is open source, and it is available at the following github repository: <https://github.com/asperti/MicroRacer>. Collaboration with other universities and research groups is more than welcome.

1.1 Structure of the article

We start with a quick review of related applications (Section 2), followed by an introduction to the MicroRacer environment (Section 3). The baseline learning models currently integrated into the systems are discussed in Section 4; their comparative training costs and performances are evaluated in Section 5. Con-

cluding remarks and plans for future research and collaborations are given in Section 6.

2 Related Software

We arrived to the decision of writing a new application as a consequence of our dissatisfaction, for the didactic of Reinforcement Learning, of all environments we tested. Several thesis developed under the supervision of the first author [33,17] have been devoted to study the suitability of these environments for didactic purposes, essentially leading to negative conclusions. Here, we briefly review some of these applications, closer to the spirit of MicroRacer. Many more systems exists, such as [26,18,12], but they have a strong robotic commitment and a sym2real emphasis that is distracting from the actual topic of DRL, and quite demanding in terms of computational resources.

2.1 AWS Deep Racer

AWS Deep Racer¹ [3] is a cloud based 3D racing simulator developed by Amazon. It emulates a fully autonomous 1/18th scale race car; a global racing league is organized each year. Amazon only provides utilities to train agents remotely, and with very limited configurability: essentially, the user is only able to tune the system of rewards, that gives a wrong didactic message: manipulating rewards is a bad and easily biased way of teaching a behaviour. Moreover, at the time it was tested, the AWS DeepRacer console only supported the proximal policy optimization (PPO) algorithm [28]; the most recent release should also support Soft Actor Critic [19].

Do to this limitations, a huge effort has been done by the aws-community to pull together the different components required for DeepRacer local training (see e.g. <https://github.com/aws-deepracer-community/deepracer-core>).

The primary components of DeepRacer are four docker containers:

- Robomaker Container: Responsible for the robotics environment. Based on ROS + Gazebo as well as the AWS provided "Bundle";
- Sagemaker Container: Responsible for training the neural network;
- Reinforcement Learning (RL) Coach: Responsible for preparing and starting the Sagemaker environment;
- Log-Analysis: Providing a containerized Jupyter Notebook for analyzing the logfiles generated.

The resulting platform is extremely complex, computationally demanding, difficult to install and to use. See [33] for a deeper discussion of the limitations of this environment for the didactics of Reinforcement Learning.

¹ <https://aws.amazon.com/it/deepracer/>

2.2 Torcs

TORCS² is a portable, multi platform car racing simulation environment, originally conceived by E.Espié and C.Guionneau. It can be used as an ordinary car racing game, or a platform for AI research [23,9]. It runs on Linux, FreeBSD, OpenSolaris and Windows. The source code of TORCS is open source, licensed under GPL. While supporting a sophisticated and realistic physical model, it provides a sensibly simpler platform than AWS DeepRacer, and it is a definitely better choice. It does not support random generation of tracks, but many tracks, opponents and cars are available.

A gym-compliant python interface to Torcs was recently implemented in [17], under the supervision of the first author. While this environment can be a valuable testbench for experts of Deep Reinforcement Learning, its complexity and especially the difficulty of training agents is an insurmountable obstacle for neophytes.

2.3 Learn-to-race

Learn-to-Race³ [20,10] is a recent Gym-compliant open-source framework based on a high-fidelity racing simulator developed by Arrival, able to capture complex vehicle dynamics and to render 3D photorealistic views.

Learn-to-Race provides customizable, multi-model sensory inputs giving information about the state of the vehicle (pose, speed, etc.), and comprising RGB image views with semantic segmentations. A challenge based on Learn-to-Race is organized by AICrowd (similarly to AWS): <https://www.aicrowd.com/challenges/learn-to-race-autonomous-racing-virtual-challenge>.

Learn-to-race is very similar, in its intents and functionalities, to Torcs (especially to the gym-compliant python interface developed in [17]). It also shares with TORCS most of the defects: learning the environment and training an agent requires a commitment far beyond the credits associated with a typical course in DRL; it can possibly be a subject for a thesis, but cannot be used as a didactic tool. Moreover, the complexity of the environment and its fancy (but onerous) observations are distracting students from the actual content of the discipline.

2.4 CarRacing-v0

This is a racing environment available in OpenAI gym. The state consists of a 96x96 pixels top-down view of the track. The action is composed of three continuous values: steering, acceleration and braking. Reward is -0.1 every frame and +1000/N for every track tile visited, where N is the total number of tiles in track. Episode finishes when all tiles are visited. The track is randomly generated at each episode. A few additional indicators at the bottom of the window provide additional information about the car: speed, four ABS sensors, steering wheel

² <https://sourceforge.net/projects/torcs/>

³ <https://learn-to-race.org/>

position, gyroscope. The game is considered solved when an agent consistently get 900 or more points per episode. As observed in [21], the problem is quite challenging due to the peculiar notion of state, that requires learning from pixels: this shifts the focus of the problem from the learning task to the elaboration of the observation, adding a pointless and onerous burden. In addition, while it is a good practice to stick to a gym-compliant interface for the interaction between the agent and the environment, for the didactic reasons already explained in the introduction, we prefer to avoid a direct and extensive use of OpenAI gym libraries (while we definitely encourage students to use these libraries as a valuable source of documentation).

3 MicroRacer

MicroRacer generates new random circular tracks at each episode. The Random track is defined by CubicSplines delimiting the inner and outer border; the number of turns and the width of the track are configurable. From this description, we derive a dense matrix of points of dimension 1300x1300 providing information about positions inside the track. This is the actual definition of the track used by the environment. The basic track can be further complicated by optionally adding obstacles (similar to cars stopped along the track) and “chicanes”. More details about the environment can be found in [11].

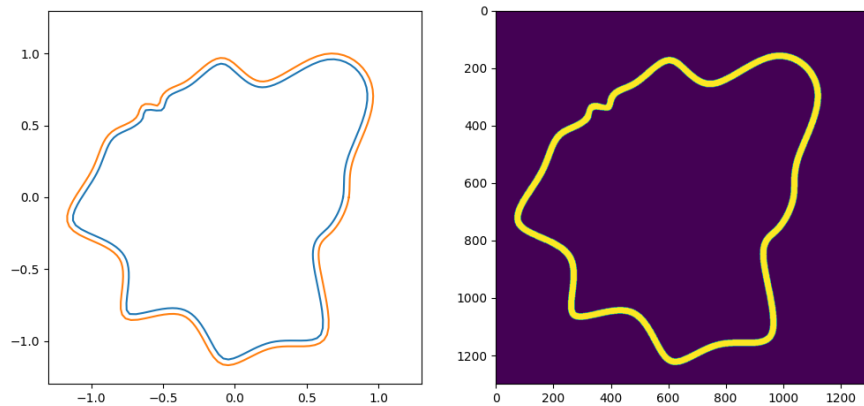


Table 1: (left) Random track generated with splines; (right) derived boolean map. The dynamic of the game is entirely based on the map. The map is unknown to agents, that merely have agent-centric sensor-based observations: speed and lidar-like view.

3.1 State and actions

MicroRacer does not intend to model realistic car dynamics. The model is explicitly meant to be as simple as possible, with the minimal amount of complexity that still makes learning interesting and challenging. The maximum car acceleration, both linear and angular, are configurable. The angular acceleration is used to constraint the maximum admissible steering angle in terms of the car speed, forbidding the car to go too fast.

The state information available to actors is composed by:

- a lidar-like vision of the track from the car’s frontal perspective. This is an array of 19 values, expressing the distance of the car from the track’s borders along uniformly spaced angles in the range $-30^\circ, +30^\circ$.
- the car scalar velocity.

The actor (the car) has no global knowledge of the track, and no information about its absolute or relative position/direction w.r.t. the track⁴.

The actor is supposed to answer with two actions, both in the range $[-1,1]$:

- acceleration/deceleration
- turning angle.

Maximum values for acceleration and turning angles can be configured. In addition, a simple law depending on a tolerated angular acceleration (configurable) limit the turning angle at high speeds. This is not meant to achieve a realistic behaviour, but merely to force agents to learn to accelerate and decelerate according to the configuration.

The lidar signal is computed by a simple iterative function written in cython [4] for the sake of efficiency.

3.2 Rewards

Differently from other software applications for autonomous driving, shaping rewards from a wide range of data relative to the distance of the car from borders, deviation from the midline, and so on, [15,14,3] MicroRacer induces the use of a simple, almost intrinsic [30], rewarding mechanism. Since the objective is to run as fast as possible, it is natural to use speed as the only reward. The cumulative reward is thus the integral of speed, namely the expected (discounted) total distance covered by the car. A negative reward is given in case of termination with failure (too slow, or out of borders). Users are free to shape different rewarding mechanisms, but the limited state information is explicitly meant to discourage this pursuit. It is important for students to realize that ad-hoc rewards may easily introduce biases in the learning process, inducing agents to behave according to possibly sub-optimal strategies.

⁴ Our actors exploit a simplified *observation* of the state discussed in Section 5

3.3 Environment interface

To use the environment, it is necessary to instantiate the `Racer` class in `tracks.py`. On initialization, it is possible to turn off obstacles, chicanes, turn and low-speed constraints. The `Racer` class has two main methods, implementing a OpenAI compliant interface with the environment:

```
reset() -> state
    this method generates a new track and resets the racer position at the starting point. It returns the initial state.
step(action) -> state, reward, done
    this method takes an action composed by [acceleration, turn] and lets the racer perform a step in the environment according to the action. It returns the new state, the reward for the action taken and a boolean done that is true if the episode has ended.
```

3.4 Competitive Race

In order to graphically visualize a run it is necessary to use the function:

```
newrun(actors, obstacles=True, turn_limit=True,
       chicanes=True, low_speed_termination=True)
```

defined in `tracks.py`. It takes as input a list of actors (Keras models), simulating a race between them. At present, the different agents are not supposed to interfere with each other: each car is running separately and we merely superpose their trajectories.

3.5 Dependencies

The project just requires basic libraries: `tensorflow`, `matplotlib`, `scipy.interpolate` (for Cubic Splines) `numpy`, and `cython`. A `requirements` file is available so you can easily install all the dependencies just using the following command "pip install -r requirements.txt".

4 Learning models

In this section, we list the learning algorithms for which a base code is currently provided, namely DDPG, TD3, PPO, SAC and DSAC. The code is meant to offer to students a starting point for further development, extending the code and implementing variants. All implementations take advantage of *target networks* [24] to stabilize training.

4.1 Deep Deterministic Policy Gradient (DDPG)

DDPG [29,22] is an off-policy algorithm that extends deep Q-learning to continuous action spaces, jointly learning a Q-function and a policy. It uses off-policy data and the Bellman equation to learn the Q-function, and uses the Q-function to learn the policy. The optimal action-value function $Q^*(s, a)$, and the optimal policy $\pi^*(s)$ should satisfy the equation

$$Q^*(s, a) = \mathbb{E}_{s' \sim P} r(s, a) + \gamma Q^*(s', \pi^*(s'))$$

that allows direct training of the Q-function from transitions (s, a, s', r, T) , similarly to DQN [24]; in turn, the optimal policy is trained by maximizing, over all possible states, the expected reward

$$Q(s, \pi^*(s))$$

4.2 Twin Delayed DDPG (TD3)

This is a variant of DDPG meant to overcome some shortcomings of this algorithm mostly related to a possible over-estimation of the Q-function [16]. Specifically, TD3 exploits the following tricks:

1. Clipped Double-Q Learning. Similarly to double Q-learning, two "twin" Q-functions are learned in parallel, and the smaller of the two Q-values is used in the r.h.s. of the Bellman equation for computing gradients;
2. "Delayed" Policy Updates. The policy (and its target network) is updated less frequently than the Q-function;
3. Target Policy Smoothing. Noise is added to the target action inside the Bellman equation, essentially smoothing out Q with respect to changes in action.

4.3 Proximal Policy Optimization (PPO)

A typical problem of policy-gradient techniques is that they are very sensitive to training settings: since long trajectories are into account, modifications to the policy are amplified, possibly leading to very different behaviours and numerical instabilities. Proximal Policy Optimization (PPO) [28] simply relies on ad-hoc clipping in the objective function to ensure that the deviation from the previous policy is relatively small.

4.4 Soft Actor-Critic (SAC)

Basically, this is a variant of DDPG and TD3, incorporating ideas of Entropy-regularized Reinforcement Learning [19]. The policy is trained to maximize a trade-off between expected return and entropy, a measure of randomness of the policy. Entropy is related to the exploration-exploitation trade-off: increasing entropy results in more exploration, that may prevent the policy from prematurely converging to a bad local optimum; in addition, it add a noise component to the policy producing an effect similar to Target Policy Smoothing of T3D. It also exploits the clipped double-Q trick, to prevent fast deviations.

4.5 DSAC

Distributional Soft Actor-Critic (DSAC) is an off-policy actor-critic algorithm developed by Jingliang et al[13] that is essentially a variant of SAC where the clipped double-Q learning is substituted by a distributional action-value function [5]. The idea is that learning a distribution, instead of a single value, can help to mitigate Q-function overestimation. Furthermore, DSAC uses a single network for the action-value estimation, with a gain in efficiency.

5 Baselines benchmarks

In this section we compare our baselines implementations in the case of an environment with a time step of 0.04 ms, and comprising obstacles, chicanes, low speed termination and turn limitations.

The different learning models are those mentioned in section 4. In the case of DDPG we also considered a variant, called DDPG2 making use of parameter space noise [27] for the actor’s weights. This noise is meant to improve exploration and it can be used as a surrogate for action noise.

All models work with a simplified *observation* of the environment state, where the full lidar signal is replaced by 4 values: the angle (relative to the car) of the lidar max distance, the value of this distance and the values of the distances for the two adjacent positions. In mathematical terms, if ℓ is the vector of lidar signals, $m = \operatorname{argmax}(\ell)$ and $\alpha_m = \operatorname{angle}(m)$ is the corresponding direction, the observation is composed by

$$\alpha_m, \ell(m-1), \ell(m), \ell(m+1)$$

The DDPG actor’s neural network makes use of two towers. One of them calculates the direction, while the other calculates the acceleration. Each of them is composed of two hidden layers of 32 units, with relu activation. The output layer uses a tanh activation for each action. At the same time, the critic network uses two layers, one of 16 units and one of 32, for the state input and one layer of 32 units for the action input. The outputs of these layers are then concatenated and go through another two hidden layers composed of 64 units. All of them make use of relu activation.

In DDPG2, the actor has two hidden layers with 64 units and relu activation and one output with tanh activation. Meanwhile, the critic is the same as in DDPG.

In TD3, the actor is the same as DDPG2. The critic has two hidden layer with 64 units and relu activation.

In SAC, the actor has two hidden layer with 64 units each and relu activation and output a μ and a σ of a normal distribution for each action. The critic is equal to TD3.

In DSAC, the actor is the same as SAC. The critic has the same structure as the actor.

In PPO both the actor and the critic have two hidden layers of 64 units with tanh activation, but the actor has also tanh activation on the output layer.

All learning methods have been trained with a discount factor $\gamma = 0.99$, using Adam as optimizer. All methods except PPO share the following hyperparameters:

- Actor and Critic Learning Rate 0.001
- Buffer Size 50000
- Batch Size 64
- Target Update Rate τ 0.005

Additional methods-specific hyperparameters are listed in Table 2.

Hyperparameter	Value	Hyperparameter	Value
<i>TD3, DDPG</i>		<i>DDPG2</i>	
Exploration Noise	$\mathcal{N}(0, 0.1)$	Parameter Noise Std Dev	0.2
<i>TD3</i>		<i>PPO</i>	
Target Update Frequency	2	Actor/Critic Learning Rate	0.0003
Target Noise Clip	0.5	Mini-batch Size	64
<i>SAC, DSAC</i>		Epochs	10
Target Entropy	-A	GAE lambda	0.95
<i>DSAC</i>		Policy clip	0.25
Target Update Frequency	2	Target entropy	0.01
Minimum critic sigma	1	Target KL	0.01
Critic difference boundary	10		

Table 2: Hyperparameters used in the various methods.

5.1 Results

Training times have been computed as an average of ten different trainings, each one consisting of 50000 training steps. In the case of PPO, that unlike all the other methods, starts collecting a complete trajectory before executing a training step on it, we trained the agent for a fixed number of episodes (600).

The training times collected are relative to the execution on two different machines: a laptop equipped with an NVIDIA GeForce GTX 1060 GPU, Intel Core i7-8750H CPU and 16GB 2400MHz RAM, and a workstation equipped with an Asus GeForceDUALGTX1060-O6G GPU and a Intel Core i7-7700K CPU and 64GB 2400 MHz RAM..

As can be observed in Table 3, the methods that train an higher number of Neural Networks require higher training times.

Machine	DDPG	DDPG2	TD3	SAC	DSAC	PPO
M1	30m	44m	38m	19m	24m	27m
M2	14m	24m	23m	11m	12m	20m

Table 3: Average training time (5 runs) required to perform 50000 training iterations (600 episodes for PPO) for each different method. Times are relative to two different machines: M1 is a laptop equipped with an NVIDIA GeForce GTX 1060 GPU, Intel Core i7-8750H CPU and 16GB 2400MHz RAM, M2 is a workstation equipped with an Asus GeForceDUALGTX1060-O6G GPU and a Intel Core i7-7700K CPU and 64GB 2400 MHz RAM.

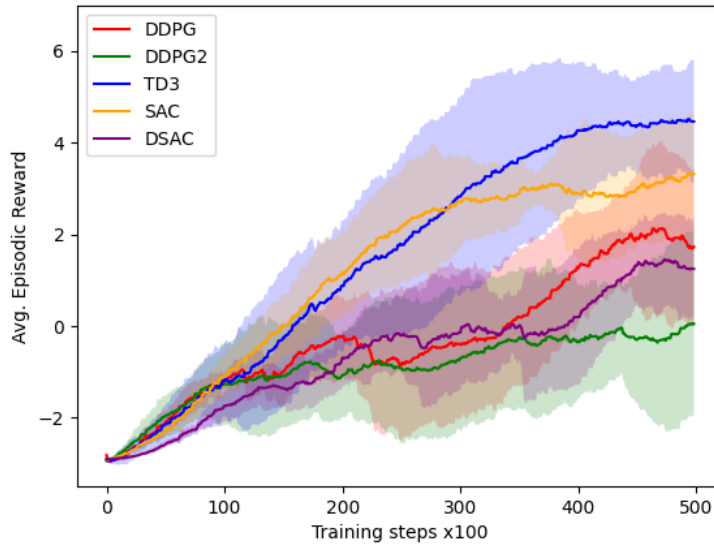


Fig. 1: Training curves of all methods except PPO. The solid lines correspond to the mean and the shaded regions correspond to 95% confidence interval over 10 trainings.

As can be seen in Figure 1, the training process has large fluctuations, also due to frequent occurrences of catastrophic forgetting (more on it below). TD3 and SAC are the most stable methods, usually requiring less observations and training steps to improve. The other methods learn at a slower pace and seem to be more prone to catastrophic forgetting. However, they are occasionally able to produce reasonably performant agents.

After each training, 100 evaluation episodes have been run to collect the real performance of each trained agent. The average of these results over 10 different

trainings and the best results obtained for each method can be seen in Table 4. As it can be noticed, a higher number of completed episodes usually corresponds to slower speeds. This may indicate difficulties in the process of learning the right acceleration action. Similarly to the training curves, TD3 and SAC seem to have the best performances even in evaluation, as expected.

Method	DDPG	DDPG2	TD3	SAC	DSAC	PPO
Average completed episodes	38	18	54	69	37	37
Average episodic reward	2.48	0.80	3.52	4.61	2.84	2.05
Average speed	0.34	0.30	0.26	0.29	0.34	0.23
Max completed episodes	90	39	80	79	75	62

Table 4: Average and maximum of 100 evaluation episodes executed after each training over 5 trainings of 50000 iterations (600 episodes for PPO).

In Figure 2 we show a few examples of catastrophic forgetting, that is the tendency of a learning model to completely and abruptly forget previously learned information during its training. The phenomenon is still largely misunderstood, so having a relatively simple and highly configurable environment where we can frequently observe its occurrence seems to provide a very interesting and promising framework for future investigations.

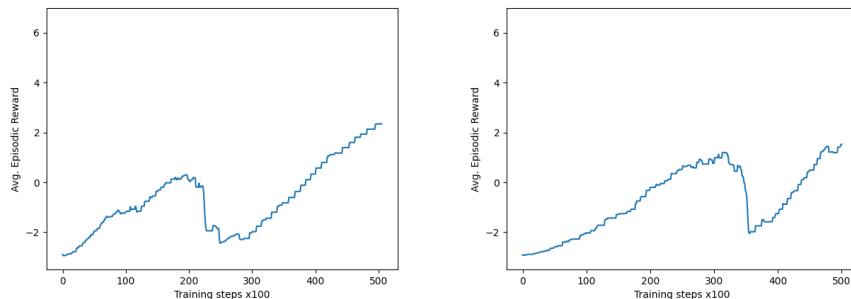


Fig. 2: Examples of catastrophic forgetting during training of DDPG (left) and DSAC (right).

6 Conclusions

In this article, we introduced the MicroRacer environment, offering a simple educational platform for the didactic of Reinforcement Learning. Similarly to our previous environment based on the old and prestigious Rogue game [2,1], we try to spare the useless burden of relying on two-dimensional state observations

requiring expensive image-preprocessing, using instead more direct and synthetic state information. Moreover, differently from Rogue, that was based on a discrete action-space, MicroRacer is meant to investigate RL-algorithms with continuous actions.

On the contrary of most existing car-racing systems, MicroRacer does not make any attempt to implement realistic dynamics: autonomous driving is just a simple pretext to create a pleasant and competitive setting. This drastic simplification allows us to obtain an environment that, although far from trivial, still has acceptable training times (between 10 and 60 minutes depending on the learning methods and the underlying machine).

The environment was already experimented by students of the course of Machine Learning at the University of Bologna during the past academic year, that provided valuable feedback. In view of the welcome reception, we plan to organize a championship for the incoming year. The code is open source, and it is available at the following github repository: <https://github.com/asperti/MicroRacer>. We look forward for possible collaborations with other Universities and research institutions.

References

1. Andrea Asperti, Daniele Cortesi, Carlo De Pieri, Gianmaria Pedrini, and Francesco Sovrano. Crawling in rogue’s dungeons with deep reinforcement techniques. *IEEE Trans. Games*, 12(2):177–186, 2020.
2. Andrea Asperti, Daniele Cortesi, and Francesco Sovrano. Crawling in rogue’s dungeons with (partitioned) A3C. In *Machine Learning, Optimization, and Data Science - 4th International Conference, LOD 2018, Volterra, Italy, September 13-16, 2018, Revised Selected Papers*, volume 11331 of *Lecture Notes in Computer Science*, pages 264–275. Springer, 2018.
3. Bharathan Balaji, Sunil Mallya, Sahika Genc, Saurabh Gupta, Leo Dirac, Vineet Khare, Gourav Roy, Tao Sun, Yunzhe Tao, Brian Townsend, Eddie Calleja, Sunil Muralidhara, and Dhanasekar Karuppasamy. Deepracer: Educational autonomous racing platform for experimentation with sim2real reinforcement learning. *CoRR*, abs/1911.01562, 2019.
4. Stefan Behnel, Robert Bradshaw, Craig Citro, Lisandro Dalcin, Dag Sverre Seljebotn, and Kurt Smith. Cython: The best of both worlds. *Computing in Science & Engineering*, 13(2):31–39, 2011.
5. Marc G. Bellemare, Will Dabney, and Mark Rowland. *Distributional Reinforcement Learning*. MIT Press, 2022. <http://www.distributional-rl.org>.
6. Marc G. Bellemare, Yavar Naddaf, Joel Veness, and Michael Bowling. The arcade learning environment: An evaluation platform for general agents. *J. Artif. Intell. Res. (JAIR)*, 47:253–279, 2013.
7. Ekaba Biong. *Google Colaboratory*, pages 59–64. Apress, Berkeley, CA, 2019.
8. Greg Brockman, Vicki Cheung, Ludwig Pettersson, Jonas Schneider, John Schulman, Jie Tang, and Wojciech Zaremba. Openai gym. *CoRR*, abs/1606.01540, 2016.
9. Luigi Cardamone, Daniele Loiacono, Pier Luca Lanzi, and Alessandro Pietro Bardelli. Searching for the optimal racing line using genetic algorithms. In *Proceedings of the 2010 IEEE Conference on Computational Intelligence and Games*, pages 388–394, 2010.

10. Bingqing Chen, Jonathan Francis, Jean Oh, Eric Nyberg, and Sylvia L. Herbert. Safe autonomous racing via approximate reachability on ego-vision, 2021.
11. Marco Del Brutto. Microracer: Development of a didactic environment for deep reinforcement learning. Master’s thesis, University of Bologna, School of Science, Session III 2021-22.
12. Alexey Dosovitskiy, Germán Ros, Felipe Codevilla, Antonio M. López, and Vladlen Koltun. CARLA: an open urban driving simulator. In *1st Annual Conference on Robot Learning, CoRL 2017, Mountain View, California, USA, November 13-15, 2017, Proceedings*, pages 1–16. PMLR, 2017.
13. Jingliang Duan, Yang Guan, Shengbo Eben Li, Yangang Ren, Qi Sun, and Bo Cheng. Distributional soft actor-critic: Off-policy reinforcement learning for addressing value estimation errors. *IEEE Transactions on Neural Networks and Learning Systems*, pages 1–15, 2021.
14. Benjamin Evans, Herman A. Engelbrecht, and Hendrik W. Jordaan. Learning the subsystem of local planning for autonomous racing. In *20th International Conference on Advanced Robotics, ICAR 2021, Ljubljana, Slovenia, December 6-10, 2021*, pages 601–606. IEEE, 2021.
15. Benjamin Evans, Herman A. Engelbrecht, and Hendrik W. Jordaan. Reward signal design for autonomous racing. In *20th International Conference on Advanced Robotics, ICAR 2021, Ljubljana, Slovenia, December 6-10, 2021*, pages 455–460. IEEE, 2021.
16. Scott Fujimoto, Herke van Hoof, and David Meger. Addressing function approximation error in actor-critic methods. In Jennifer G. Dy and Andreas Krause, editors, *Proceedings of the 35th International Conference on Machine Learning, ICML 2018, Stockholmsmässan, Stockholm, Sweden, July 10-15, 2018*, volume 80 of *Proceedings of Machine Learning Research*, pages 1582–1591. PMLR, 2018.
17. Gianluca Galletti. Deep reinforcement learning nell’ambiente pytorcs. Master’s thesis, University of Bologna, school of Science, Session III 2021.
18. Brian Goldfain, Paul Drews, Changxi You, Matthew Barulic, Orlin Velez, Panagiotis Tsiotras, and James M. Rehg. Autorally: An open platform for aggressive autonomous driving. *IEEE Control Systems Magazine*, 39(1):26–55, 2019.
19. Tuomas Haarnoja, Aurick Zhou, Pieter Abbeel, and Sergey Levine. Soft actor-critic: Off-policy maximum entropy deep reinforcement learning with a stochastic actor. In *Proceedings of the 35th International Conference on Machine Learning, ICML 2018, Stockholmsmässan, Stockholm, Sweden, July 10-15, 2018*, volume 80 of *Proceedings of Machine Learning Research*, pages 1856–1865. PMLR, 2018.
20. James Herman, Jonathan Francis, Siddha Ganju, Bingqing Chen, Anirudh Koul, Abhinav Gupta, Alexey Skabelkin, Ivan Zhukov, Max Kumskey, and Eric Nyberg. Learn-to-race: A multimodal control environment for autonomous racing. In *Proceedings of the IEEE/CVF International Conference on Computer Vision*, pages 9793–9802, 2021.
21. Changmao Li. Challenging on car racing problem from openai gym. *CoRR*, abs/1911.04868, 2019.
22. Timothy P. Lillicrap, Jonathan J. Hunt, Alexander Pritzel, Nicolas Heess, Tom Erez, Yuval Tassa, David Silver, and Daan Wierstra. Continuous control with deep reinforcement learning. In Yoshua Bengio and Yann LeCun, editors, *4th International Conference on Learning Representations, ICLR 2016, San Juan, Puerto Rico, May 2-4, 2016, Conference Track Proceedings*, 2016.
23. Daniele Loiiacono, Pier Luca Lanzi, Julian Togelius, Enrique Onieva, David A Pelta, Martin V Butz, Thies D Lönneker, Luigi Cardamone, Diego Perez, Yago

- Sáez, et al. The 2009 simulated car racing championship. *IEEE Transactions on Computational Intelligence and AI in Games*, 2(2):131–147, 2010.
24. Volodymyr Mnih, Koray Kavukcuoglu, David Silver, Alex Graves, Ioannis Antonoglou, Daan Wierstra, and Martin A. Riedmiller. Playing atari with deep reinforcement learning. *CoRR*, abs/1312.5602, 2013.
25. Volodymyr Mnih, Koray Kavukcuoglu, David Silver, Andrei A. Rusu, Joel Veness, Marc G. Bellemare, Alex Graves, Martin A. Riedmiller, Andreas Fidjeland, Georg Ostrovski, Stig Petersen, Charles Beattie, Amir Sadik, Ioannis Antonoglou, Helen King, Dharmashan Kumaran, Daan Wierstra, Shane Legg, and Demis Hassabis. Human-level control through deep reinforcement learning. *Nature*, 518(7540):529–533, 2015.
26. Liam Paull, Jacopo Tani, Heejin Ahn, Javier Alonso-Mora, Luca Carlone, Michal Čáp, Yu Fan Chen, Changhyun Choi, Jeff Dusek, Yajun Fang, Daniel Hoehener, Shih-Yuan Liu, Michael Novitzky, Igor Franzoni Okuyama, Jason Pazis, Guy Rosman, Valerio Varricchio, Hsueh-Cheng Wang, Dmitry S. Yershov, Hang Zhao, Michael Benjamin, Christopher Carr, Maria T. Zuber, Sertac Karaman, Emilio Frazzoli, Domitilla Del Vecchio, Daniela Rus, Jonathan P. How, John J. Leonard, and Andrea Censi. Duckietown: An open, inexpensive and flexible platform for autonomy education and research. In *2017 IEEE International Conference on Robotics and Automation, ICRA 2017, Singapore, Singapore, May 29 - June 3, 2017*, pages 1497–1504, 2017.
27. Matthias Plappert, Rein Houthooft, Prafulla Dhariwal, Szymon Sidor, Richard Y. Chen, Xi Chen, Tamim Asfour, Pieter Abbeel, and Marcin Andrychowicz. Parameter space noise for exploration. In *6th International Conference on Learning Representations, ICLR 2018, Vancouver, BC, Canada, April 30 - May 3, 2018, Conference Track Proceedings*. OpenReview.net, 2018.
28. John Schulman, Filip Wolski, Prafulla Dhariwal, Alec Radford, and Oleg Klimov. Proximal policy optimization algorithms. *CoRR*, abs/1707.06347, 2017.
29. David Silver, Guy Lever, Nicolas Heess, Thomas Degris, Daan Wierstra, and Martin A. Riedmiller. Deterministic policy gradient algorithms. In *Proceedings of the 31th International Conference on Machine Learning, ICML 2014, Beijing, China, 21-26 June 2014*, volume 32 of *JMLR Workshop and Conference Proceedings*, pages 387–395. JMLR.org, 2014.
30. Satinder P. Singh, Andrew G. Barto, and Nuttapon Chentanez. Intrinsically motivated reinforcement learning. In *Advances in Neural Information Processing Systems 17 [Neural Information Processing Systems, NIPS 2004, December 13-18, 2004, Vancouver, British Columbia, Canada]*, pages 1281–1288, 2004.
31. Richard S. Sutton and Andrew G. Barto. *Introduction to Reinforcement Learning*. MIT Press, Cambridge, MA, USA, 1st edition, 1998.
32. Kyriakos G. Vamvoudakis, Yan Wan, Frank L. Lewis, and Derya Cansever (eds). *Handbook of Reinforcement Learning and Control*. Springer International Publishing, 2021.
33. Sara Vorabbi. Analisi dell’ambiente aws deepracer per la sperimentazione di tecniche di reinforcement learning. Master’s thesis, University of Bologna, school of Science, Session II 2021.
34. Haonan Wang, Ning Liu, Yiyun Zhang, Dawei Feng, Feng Huang, Dong Sheng Li, and Yiming Zhang. Deep reinforcement learning: a survey. *Frontiers Inf. Technol. Electron. Eng.*, 21(12):1726–1744, 2020.