
INTRODUCING CAUSAL INFERENCE IN THE ENERGY-EFFICIENT BUILDING DESIGN PROCESS

A PREPRINT

Xia Chen ^{*} ^a Jimmy Abualdenien ^b Manav Mahan Singh ^c André Borrmann ^b Philipp Geyer ^d

June 27, 2022

ABSTRACT

“What-if” questions are intuitively generated and commonly asked during the design process. Engineers and architects need to inherently conduct design decisions, progressing from one phase to another. They either use empirical domain experience, simulations, or data-driven methods to provide consequential feedback. We take an example from an interdisciplinary domain of energy-efficient building design to argue that the current methods for decision support have four limitations: 1. Less carefully inspected parametric independence raises the risks of biased results and spurious relationships. 2. The integration gap between data-driven methods and knowledge-based approaches. 3. Less explicit model interpretability for informed decision-making. 4. Ambiguous boundaries for machine assistance during the design process. In this study, we first clarify the nature of dynamic experience in individuals and constant principal knowledge in design. Sequentially, we introduce the causal inference into the energy-efficient design domain by proposing a four-step process to reveal and analyze the parametric dependencies within the design space by identifying the design causal diagram with interventions. The causal diagram provides a nexus for integrating domain knowledge with data-driven methods and allows interpretability and testability against the domain experience. The extraction of causal structures from the data is close to the nature design reasoning process. As an illustration, we applied the properties of the proposed estimators through simulations. The paper concludes with a feasibility study that demonstrates the realization of the proposed framework.

Keywords Energy-efficient building design · Causal inference · Building performance simulation · Decision support · Data-driven model · Domain knowledge integration

1 Introduction

Sustainable building design is challenged by multi-objective and multi-variable design tasks [Westermann and Evins, 2019, Evins, 2013]. Driven by the development of Building Information Modeling (BIM) [Eastman et al., 2011] and parameterization [Shiel et al., 2018], building designers tend to reach their decision by setting boundary conditions to run virtual optimization or building simulations for scheme validations. Subsequently, numerous simulation and optimization tools are developed to support decision-making [Østergård et al., 2016]. It is well established that the design process is benefited from the digitalization progress [Farzaneh et al., 2019]. Despite the advantages and achievements of effective decision-support systems driven by digitalization, we identified four major limitations existing in the current research:

^aTechnische Universität Berlin, Germany, Leibniz University Hannover, Germany <xia.chen@tu-berlin.de>

^bTechnische Universität München, Germany

^cKatholieke Universiteit Leuven, Belgium

^dTechnische Universität Berlin, Germany, Leibniz University Hannover, Germany

- **Parametric independence:** Building design optimization and building performance simulation (BPS) tools use a set of design parameters for representing the building design; however, the dependencies among the different building components and their parameters are not carefully considered, taking into account their influence on simulation results. The well-known mantra in statistics, “correlation does not imply causation” [Pearl and Mackenzie, 2018, Aldrich, 1995], remains under-appreciated and rarely discussed in the building design context [Westermann and Evins, 2019, Seyedzadeh et al., 2018].
- **Integration of knowledge-based and data-driven methods:** As for the methodology, two major BPS approaches, the first-principles model (known as rule-based or knowledge-based models) and the machine learning (ML) approach [Amasyali and El-Gohary, 2018], similar to the debate of symbolism and connectionism (mathematical models) in the artificial intelligence (AI) community [Minsky, 1991], exist in parallel. Research investigations for the method or process development to integrate both approaches are missing.
- **Model interpretation:** The design process involves multi-variates (features of building composition, geometry, material, structure, etc.) interactions and correlations with specific sequential constraints. In practice, there is often limited explicit consequence explanation given for approaches (especially machine learning methods) [Geyer et al., 2021, Arrieta et al., 2020] to assist informed decision-making.
- **Ambiguous boundaries of decision support:** Throughout the design phases, the attention of domain experts oscillates between understanding the problem and developing a solution. Although various guidelines exist for describing the expected deliverables at every milestone (such as the U.K’s RIBA [Harriss and Froud, 2015]), the required semantic and geometric information and their topological relationships are not explicitly defined [Abualdenien and Borrmann, 2019]. Hence, the scope of the potential design space in each phase is ambiguous, leading to a wide spectrum of performance uncertainties.

In this context, both ambiguous boundaries of decision support and the less comprehensive methods for machine assistance need to be delicately defined. The optimization analysis by manipulating parameters independently without considering the sequential hidden relationship within variables brings biased results or spurious relationships. Such results will lead to false assumptions for decision-making support, which is the gap that existed in the above-mentioned methods for flexible alternative analysis in potential design space exploration. Essentially, the design process aims to develop interactions with users to determine the most compatible adjustment with set objective(s). The design scheme adjustment is to “control” variables, receive causal effect information, and attempt to optimize the target, e.g., user comfort, building energy performance, cost, etc. In this context, it is important to separate representation for the implicit, transferable feature relationships and explicit, quantifiable change impacts individually.

In this study, we introduce causal inference into the energy-efficient building design domain, by proposing a four-step process framework of causal structure finding and causal effect estimation with a nexus for integrating domain knowledge with data-driven approaches. We provide building designers a higher dimension to inspect their own design case continuously with a simple case for framework implementation. Finally, based on this work, we establish the foundation for researchers, engineers, and designers to engage in what is now called “causal modeling” and use principles of causality to encode domain knowledge with data interpretation processes in various application domains.

The remainder of this paper is organized as follows: The expansion studies of the abovementioned defects and causality introduction are presented in section 2. It is followed by the necessary method support for the proposed causal process (section 3). Finally, a case study of the building design process is presented in section 4 to illustrate the application of the causal process with data validation. Section 5 & 6 discuss the future potential and conclude.

2 Method: causal inference

Initiated by medical statistic research [Patil et al., 1981], causal inference is now a critical research topic in many domains given observational, multivariate data to reveal an effect and the cause that’s influencing it, making interventions (“What-if..”) and counterfactual reasoning (“What if I had. . .”) possible [Pearl and Mackenzie, 2018, Yao et al., 2021]. In more detail, a process of drawing a conclusion based on the conditions of the occurrence of an effect [Yao et al., 2021, Kalisch and Bühlmann, 2014]. Causality is commonly confused with correlation, but the former presents a different interpretation from observational data: it analyzes the asymmetric change and response between cause variables and effect. Such reasoning ability is essential for informative and sequential decision-making support in the design process.

In an overview, causal research focuses on two main objectives: *learning causal relations* and *learning causal effects* [Guo et al., 2020] with preliminaries for two general logically equivalent frameworks: *Structural Causal Model (SCM)* [Pearl et al., 2000] and *potential outcome framework* [Rubin, 1974]. For the extension introduction of causal inference, we point to Pearl [Pearl, 2009], Spirtes et al. [Spirtes, 2010, Spirtes et al., 2000], and Peters et al. [Peters et al., 2017].

If we inspect the design process itself, the sequential series of activities is equivalent to a process of data generation and refinement. The laws of traditional probability theory do not dictate how one property of distribution ought to change with structure-based logic [Judea, 2010]. If we carefully review the way how human designers think, we find that expert design relies on the same **knowledge base** (physical principles, directionality of the causality, deterministic, universal) and variety with their personal **experience** (preferences, design variation, statistic, individual). In this process, the knowledge base is reusable and stackable (especially the sequential logic in the design process) since physical laws and foundations are less likely to be changed. Subsequently, designers make changes via experience intuitively for different cases based on objective restrictions or personal preference; whereas in modeling simulations, the physical knowledge (causal relationships) encoded for each simulation remains unchanged, and requires simulations for individual cases and design phases, making it cost-inefficient in practice with full-scale experiments and extended for design alternatives.

To address this issue, we argue that it is necessary to distinguish and deal with knowledge and experience in different methods. With the conceptual framework comparison of current simulations/tools, we proposed a new paradigm of design process assistance and presented different paradigms illustratively in Figure 1. Essentially, it refers to a core issue of how to integrate knowledge into the modeling process so that each simulation run is based on the same cognitive foundation rather than from scratch.

Here, we want to underline that the “knowledge-encoded tool” we defined in the subgraph c of Figure 1 is different than the classical rule-based, symbol-manipulation expert system or decision support systems (DSS) [Liu et al., 2010, Marcher et al., 2020, Attia et al., 2012], which normally require a predefinition in a semantic grounding context. In fact, given the wide range of diversity and individuality in design cases, the utility of this semantic rule-based system will find it hard or computationally expensive to exhaustive all potential design spaces. The novelty we want to mention is: Instead of manually hardcoding domain rules embedded causal constraints (**first-order method for causality encoding, semantic grounding required**), the gap we found that needs to be filled is, to make machine assistance acquire the ability to conduct cause-effect reasoning in a data-driven process. Substantially, most analysis scenarios in our domain usually come with assumption questions. In this context, a systematic generalization method to manipulate parameters freely and adapt to different cases is needed (**second-order method for causality emergence, a tool to find and encode causality directly from data, no semantic grounding required**). To sum up, the new paradigm brings a significant advantage for the assistance: It inherits the fast and interpolable characteristics of the data-driven approach while containing the causal sequential logic for knowledge-based extraction and reuse.

In this context, causal inference reveals a possible solution of two-part objectives: *causal structure finding* and *causal effects estimation*. In this study, we use graph representation to clarify the estimand and causal interpretation for design adjustments, which we call causal inference.

2.1 Causal relations: Causal structure finding

The first pitfall in our domain research to adopt ML/AI methods is that, we usually neglect that their modeling processes often assume input parameters are independent, or even *independent and identically distributed* (i.i.d.) [Schölkopf, 2022] by default. That is, **the probability distribution of each value (parameter) should have no dependence on other values**; however, the design process is a series of sequential interactions between designers and the scheme (generated data) under dynamic conditions. These conditions constitute different objectives (structures, energy efficiency, emissions, etc.) within a set of shared parameters. The design process itself also contains strong nature of interventions and counterfactual assumptions embedded in the system. In other words, investigating parameters/properties without considering cause-effect logic sequence leads to unrealistic conclusions. In this case, the directionality of cause and effect should not be neglected, which is the realm of causality. In this study, we encoded the causal structure knowledge and represented it in the form of the directed acyclic graph (DAG) [Judea, 2010]. DAGs are graph diagrams composed of variables (nodes) connected via unidirectional arrows (arcs) to depict hypothesized causal relationships. A directed edge $x \rightarrow y$ denotes a causal effect of x on y . Intuitively, it means that y is directly influenced by the status of x , altering x by external intervention would also alter y .

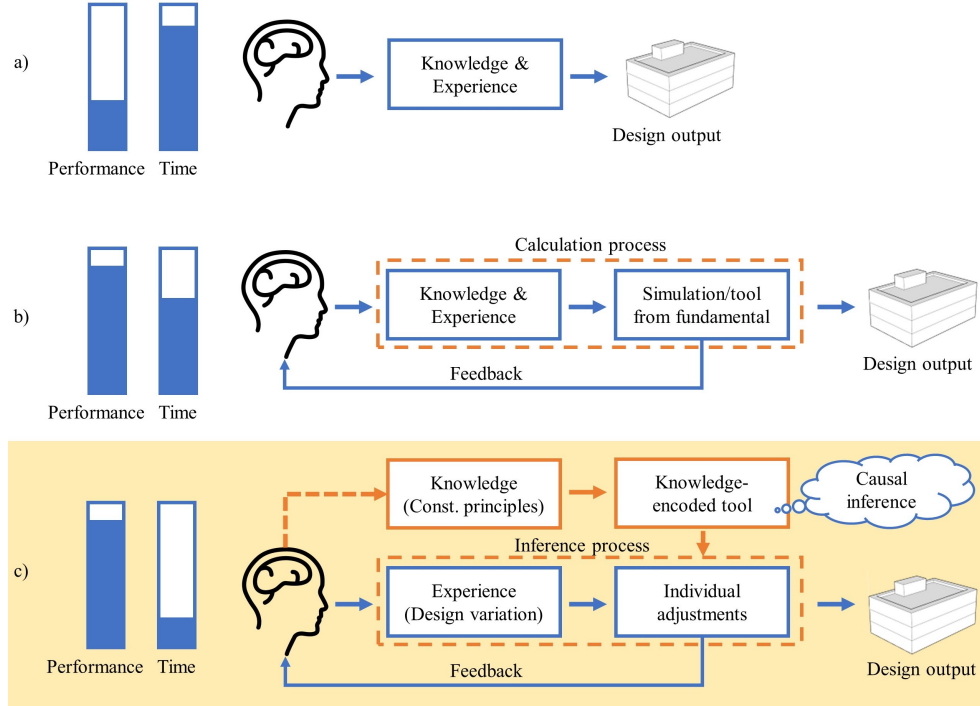


Figure 1: Different design process paradigms: a) using only personal knowledge & experience to design, poor performance/time trade-off because of the absence of feedback, and heavily rely on personal knowledge scope; b) using knowledge encoded simulations/surrogate models and running them recursively, receive feedback for design exploration & optimization, without explicit distinguish knowledge and experience, most of the decision support systems are categorized in this class, time-consuming; c) using separated tools/adjustments to deal with knowledge & experience, individually, loop calculation for only adjustment, knowledge could be inherited from external resources or discovered in data, enable designers to focus on the intuitive exploration based on personal experience. In this study, we emphasize inheriting knowledge of causal inferences logic (data-driven) to enhance the flexibility and efficiency of the feedback of the potential design space exploration process.

DAGs are often defined by prior knowledge and could be incomplete [Guo et al., 2020]. They are commonly used for SCMs to express the directionality of the underlying process, and help to provide a precise graph for communicating assumptions under which the questions need to be answered to avoid spurious causal relationships. As the form shown in Figure 2, causal knowledge-encoded DAG helps to clarify two things in the design process:

- If we make “what-if” assumptions without causality inference, the confusing relationship between the measurement variables and outcome results will remain unclarified, leading to potentially biased estimates, incorrect correlations, and finally, unrealistic potential design reasoning.
- The rules of causal DAGs embedded the information of conditional independence, which is identified by graph-based criteria, such as *dependency separation rules (d-separation)* [Pearl, 2009]. Thus a DAG depicting a causal model contains genuinely more general, transferable information, which helps to rule out spurious conclusions from statistical relationships among design variables.

The causal model with a fixed causal skeleton provides the flexibility to allow designers to base on adjusted variables and outcomes to confirm causal paths, explore different design spaces, and necessary variables that need to be conditioned. In SCMs, DAGs provide principled structural equations for identifying suitable sets of covariates for removing structural confounding bias through adjustments, e.g. *back-door criterion* [Pearl et al., 2000] and its extensions. By following the causal independence of the variables, biased results and unrealistic schemes are then avoided. DAG illustrations in the remaining contents of this paper are generated by DAGitty [Textor et al., 2016].

Apart from the content of how we represent and store knowledge via DAGs with causal rules, we also need methods for knowledge extraction from data to complete the mechanism of causal structure finding. In the causal inference community, such algorithms are served as **causal discovery**: identify and return the equivalence class of the true causal

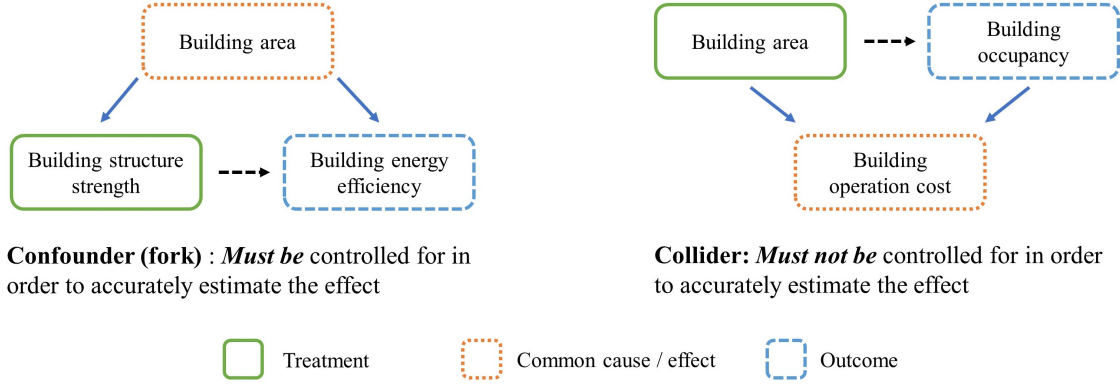


Figure 2: Causal confounder and collider examples in the building design process. Left: Building area is a common cause affecting both building structure strength and building energy efficiency, if this confounder is not controlled, it might lead to the **wrong conclusion** (“You need to adjust the building strength to change the building energy efficiency.”); Right: Building operation cost is a common effect of both building area and building occupancy, if this collider is controlled, it leads to the spurious correlation between treatment and outcome: Building area and building occupancy are correlated (d-connected) [Pearl, 2009] ; Correlation should not imply the causation.

structure based on observational data. They are broadly classified into three categories: *approaches assuming no hidden confounders, using a mix of observational and interventional data*, and *approaches assuming hidden confounders* [Kalisch and Bühlmann, 2014]. To alleviate the complexity caused by real-world data noise, potential bias, or missing information, in our case study, we use first-principles modeling simulation to clarify the estimand; hence, we present the process in the scope within approaches assuming no hidden confounders. In this context, typical causal structure finding algorithms based on observational data are categorized into: *constraint-based, score-based methods*, and *hybrid methods*. Considering the building model is represented as a set of design parameters (high-dimensional sparse data), given the vast search space, greedy algorithms have been proposed [Kalisch and Bühlmann, 2014]. In this study, we selected one of the typical score-based methods, *Greedy-Equivalent-Search (GES)* [Chickering, 2002a,b], to fit our design process scenario.

From the practical point of view, the causal discovery with information attached causal skeleton plays a vital role in the data-driven process: It helps designers/engineers to discover domain insights among input features, overcome subjective bias, and comprehensively examine whether there are any hidden relationships neglected. Figure 3 illustratively presents a case of how causal structure assists the data-driven model for potential outcomes: Suppose we use a monolithic black-box model (single, compact, trained model, normally refer to ML/AI methods) for potential outcomes estimation, and assume that we have no corresponding domain knowledge, SCMs could offer information regarding which input variables we should manipulate to obtain unbiased, correct consequential outcomes.

To sum up, in the scope of causal structure finding, the SCM provides a representation of causality consisting of causal graphs (DAGs) and corresponding structural equations. A DAG contains a coherent mathematical foundation for causal structure representation followed by theories to provide a precise language for encoding the nature of causal rules. The causal structure finding algorithm converts domain knowledge to a formal model of causal assumptions and implies conditional statistical independence. Furthermore, DAGs provide a nexus for integrating data-driven approaches with domain knowledge to allow experts and building designers to examine knowledge fundamentals and change accordingly. The graph then will significantly shape the causal effect estimation.

2.2 Causal Effect Estimation

Based on the information of causal structure, a further important pillar of causal inference is causal effect estimation.

As an extension of traditional statistics, the causal effect estimation investigates to what extent manipulating the value of a potential cause would influence a possible effect: A standard dataset with n instances for learning causal effects $(X, t, y) = [(x_1, t_1, y_1), \dots, (x_n, t_n, y_n)]$, includes feature matrix X , a vector of treatments (factor that need to be controlled) t and outcomes y . In our study, we use a more straightforward tool: potential outcome framework, a

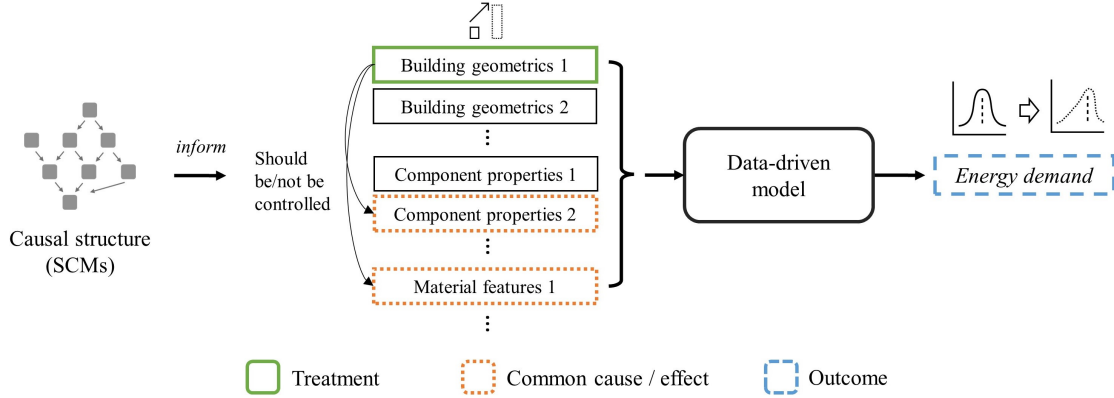


Figure 3: Causality-informed assistance case in data-driven building energy demand estimation. The data-driven model stands for the ML/AI monolithic method, in which the causal structure helps to provide insights into input dependencies and, by controlling them accordingly, to generate unbiased outcomes.

logically equivalent method to SCMs [Pearl, 2009], to describe the causal effect quantification. The problem can be defined as: Given (X, t, y) , how the outcome y is expected to change if we modify the treatment from c to t , which denote as $\tau = E[y | t] - E[y | c]$, where c to t represent and the control and the treatment.

Depending on the treatment, we care about different causal relationships and effects by conditions, sub-datasets, or individual cases. The most common treatment effect is the **Average Treatment Effect (ATE)**, which is helpful in making decisions on whether a treatment should be introduced. In terms of evaluation, regression error metrics are fit for ATE learning; however, in the design process, users care less about the ATE because each design is an individual case and potential design space is conditional on the current design scheme. In this case, **Conditional Average Treatment Effect (CATE)** is defined as to learning causal effect that consists of heterogeneous groups based on the graph information (causal relationships) presented by DAGs and graphical-based rules (e.g., do-calculus) [Pearl et al., 2000]. Essentially, it allows interventions from data and ensures that the effect is correctly learned in each homogeneous group to avoid spurious or paradoxical conclusions presented in Figure 2; For extension understanding, we recommend *Simpson’s paradox* [Hernán et al., 2011].

Once we properly eliminate confounding bias from data by transforming interventional distributions (block all “back-door” paths in the DAG), causal effect based on estimating the outcome model can be quantified using general regression models or ML-based algorithms. In this paper, we use simple linear regression. With \hat{y}_i^t estimated by modeling expectation $E[y | t, x_i]$, we can estimate the causal effect τ by:

$$\tau = \frac{1}{n} \left[\sum_{i=1}^n (\hat{y}_i^t - \hat{y}_i^c) \right] \quad (1)$$

Thus, within the same causal structure, the causal effect (potential outcomes) under the same assumption requires only a single run of calculation. The output distribution contains the corresponding subset of (X, t, y) with the information of all variate feature condition details within the set range. One huge advantage of this method lies in its low computation complexity: To conduct the same result, simulation or ML needs to run repetitively to cover possible combinations within all ranges of features. For the coding implementation, we use open-source package: *DoWhy* [Sharma and Kiciman, 2020].

3 Design process with causal inference

The design process involves a series of interactions between different entities (designer, engineer, client, etc.), which are affected by various requirements in design features, combinations of properties, concepts, needs, etc. In the building design process, designers need to make sequential decisions at different stages, containing possible building components geometry, components properties, alternative materials, and energy systems under sustainability criteria. For example,

the architect and structural engineer need to collaboratively develop and exchange design information to coordinate the placement of the energy system through the required voids in structural systems. The design is typically progressed iteratively from a coarse Level of Development (LOD) to a finer one, where additional object attributes are provided or specified more accurately [Abualdenien and Borrmann, 2018]; however, in practice, the decision-making process involves invertible assumptions: Feedback is generated after the result is presented, the intervention often occurs in different scenarios: reconsideration by the designer; new conditions attached by experts' feedback; regulations; or even client changed the idea.

Under this background, BPS tools have been developed to inform the design process. Essentially, they are applied to generate consequences from assumptions to answer causal questions by setting up simulation scenarios as design assistance [Chen and Geyer, 2022]. It is certainly beneficial for creating simulations with more details to enhance the performance accuracy [De Wilde, 2014]; however, we argue that it is not only helpful but essential to allow the tool to inspect the potential design space toward a higher dimension – reversible design process assistance and alternative potential space exploration. Accordingly, we presented a summary illustration of describing design assistance dimensions in Figure 4.

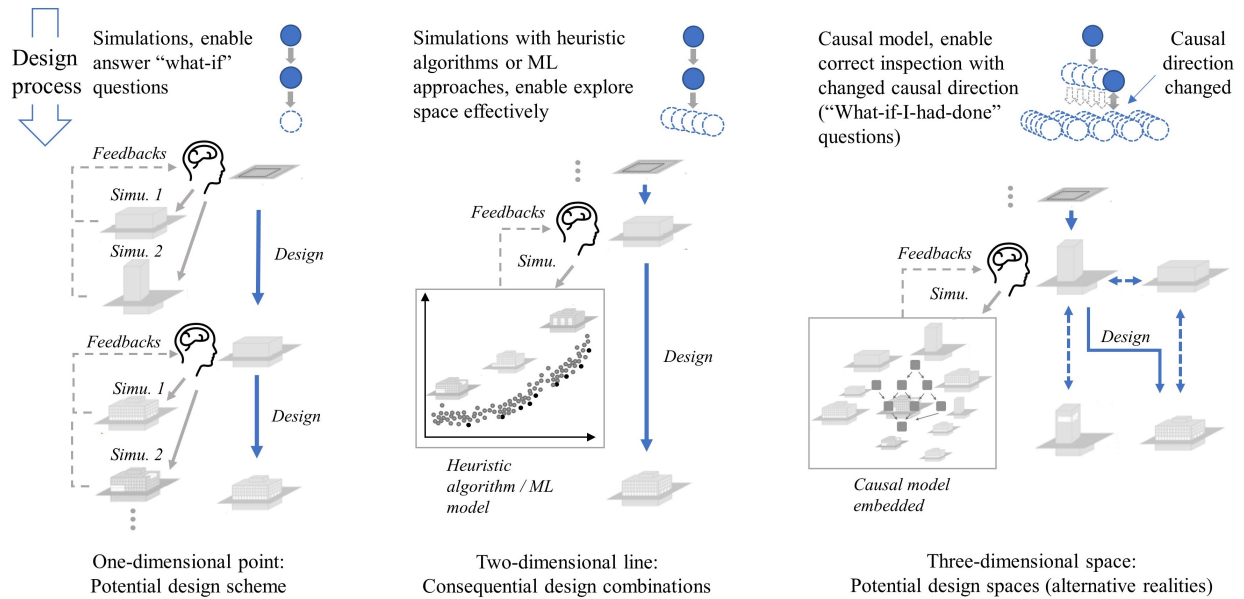


Figure 4: Design assistance dimensions: a) one-dimension: running simulations for each design scheme and receiving feedback point by point; b) two-dimension: running simulations with a heuristic algorithm or using machine learning to traverse sequential design space for optimal schemes; c) three-dimension: combining with the causal inference model would allow designers to inspect reversible, alternative design spaces for optimal schemes searching efficiently and correctly.

As shown in Figure 4, a single run of simulation via the first-principles model reveals one specific potential design scheme at the one-dimensional point (node); Optimization algorithms [Kheiri, 2018] elevate the inspection scale to the two-dimensional consequential design space (“what-if”) by searching for combinatorial optimums to reduce the calculation complexity of repetitive simulations in parametric permutation. ML methods further accelerate the combination process by discovering and inducing relationships between variables; however, they lack corresponding mechanisms to address hidden relationships between different features and the result: multi-causes, confounders and, lurker variables [Pearl and Mackenzie, 2018]; Ignoring the implicit variable relationships will bring potentially biased estimates or spurious relationships, which restrain the ML methods properly applied into the third dimension that arises during the design process: the parallel potential design space (“what-if-I-had-done”). Compared to we aforementioned-invertible process with causal inference, the differences (which are usually neglected or less rigor distinguished) are:

- ML methods and optimization process: “I don’t see the consequential result. I wonder how objective Y would change if I set variable(s) X ” – *what if* – no directional change of cause and effect – based on observation (i.e. subgraphs a, b in Figure 4)

- Causal inference model process: "I saw the consequential result, if I take variable(s) X and adjust it, how would objective Y change; will there be designs (related independent combinations) that are better than the original after the adjustment?" – *what if I had done* – directional change of cause and effect required – based on counterfactual intervention (i.e. subgraph c in Figure 4)

To sum up, we argue that the causal model provides the necessary ground for developing a design space exploration mechanism. The DAG presents the cause-effect structure and enables the corresponding intervention assumptions to be made and examined during the design process. Moreover, if the assumption is within the scope of the same causal structure, the computational complexity is low to explore potential design space via a causal model inference than through exhaustive simulations. It lays the foundation of the engineering feasibility to gain real-time feedback, when the computation difficulty does not increase drastically when the number of input variables increases. The core advantage of embedding a causal model is: It allows designers to correctly inspect potential design alternatives with elevated dimensionality in a computationally attractive way.

Meanwhile, the causal structures characterize the underlying physical composition of the building at the current design phase. As a representation of the design process at a certain stage, the causal skeleton draws a clear boundary that the building variants follow the same intellectual context to an extent, thus regulating the boundaries of design assistance.

Based on the advantages mentioned above, we propose a four-step framework consisting of causal relationships learning and causal effect learning as a realization of causal inference in the building design process. In this framework, we use the combination of *graphical representation in SCMs to intuitively process the causal relationships*, and use the *potential outcome framework (Robin causal model) to formalize quantitative effects*, as presented in Figure 5. Especially, the extraction of the causal DAG enables the interconnection with the experts' domain knowledge. Especially, the pruning and modification with domain knowledge is an important step in relating data-driven information. In this way, the causal DAG provides a reusable bridge to connect and augment design and engineering reasoning.

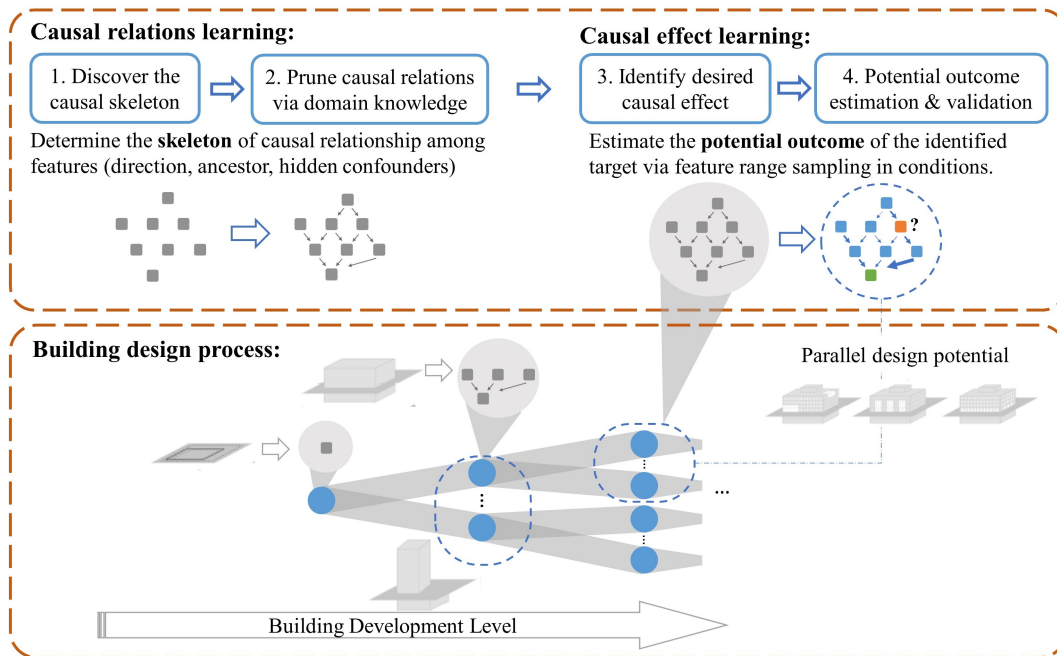


Figure 5: The four-step framework implementation of causal inference in the building design process: The first two steps of the framework aim to conduct causal relationships extraction at a certain level, and present them in a skeleton by SCMs; the process could be data-driven and/or knowledge-based. DAGs provide a medium for experts to interpret and integrate their domain knowledge. The final two steps use data-driven quantification methods (Robin causal model) to first identify the target based on conditions extract from the causal skeleton, which uses graph-based criteria. Then target causal effect is estimated with interventional outcomes in potential design space (alternative realities) by running a single calculation based on the assumption. The causal model grows with the design stage detailing and allows for incomplete input for inference of answering “what-if” questions.

For an intuitive understanding, we put this framework into a process scenario description: a construction project starts by identifying boundary conditions, and focusing on deciding upon the building’s footprint, construction type, and shape. At this phase, the available information mainly describes the outer-shell with various assumptions (associated with uncertainty) corresponding to the design intention or, in some cases, reversal alternative design. The objective of such assumptions normally is to have a lower cost/energy consumption/environmental impact, which in practice, the precise and informed scenarios via causal models could balance with the cost of making changes and guide further decision-making (subfigure c, Figure 4). The extracted causal knowledge lays down a sufficient structure that can be enriched by design assumptions and intentions. As the design progresses, additional information becomes available, and the uncertainties decrease. The outcome: DAGs store and represent causal principles and outline the boundary of the current design phase; With the ongoing design process, DAGs are expanded or modified to adapt new design phase for further assistance analysis (Figure 5).

In summary, the combined sections 2&3 introduces the causal inference into the design assistance by four central pillars:

1. An analogy between personal experience and physical knowledge provides a channel for integrating data-driven and knowledge-based methods through causal DAGs. We aim to make designers focus on empirical exploration, reducing the need for repetitive inputs of modeling causal physical knowledge. This separation would achieve a fast cross-sectional examination and avoid conducting erroneous conclusions.
2. Causal model provides a data-driven knowledge extraction method for design process analysis with reduced computational difficulty; Furthermore, we clarify different design assistance dimensions by different. The causal model allows users to quickly check potential design alternatives in a higher dimension.
3. We clarify the boundary of design assistance based on DAGs. The growth of DAG with reduced uncertainties aligns with the nature of the design process.
4. A four-step framework is proposed to implement causal inference into the design domain with causal structure finding and causal relationship quantification.

4 Framework implementation: illustrative example

To implement the framework mentioned above, we consider an intuitive energy performance evaluation case in the building design phase. This case focuses on specific geometric and semantic features for a comprehensive understanding. Design decisions have a substantial impact on the resultant energy performance in the early phases, and at the same time hard to evaluate alternatives in the detailed design phase as it might require reconstructing simulation fundamentally.

In this context, design-sequential embedded causal inference owns advantages and flexibility to make adjustment assumptions.

4.1 Data

Illustrating the counterfactual/assumption causal case with validation is a widespread difficulty in causal inference research. The one advantage of our domain in adopting the causal model research is well-developed, sophisticated first-principles simulations, which encode rule-based knowledge/causality through efforts by engineers and experts to provide a solid foundation for data-driven research and counterfactual validation.

In this case study, we illustrate how the causal inference and model extract knowledge from the simulation data and benefit decision-making support. The dataset contains 1000 simulations in different scenarios that were targeted in the climate zone of Munich, Germany [Singh et al., 2020], generated by using EnergyPlus (EP) [Crawley et al., 2000]. We chose this dataset for the case study based on two major reasons:

1. The dataset emphasizes buildings in different geometric properties. It serves for energy performance evaluation in the early design phase, which contains relatively simple building parametric representations with comprehensive causal relationships that could be examined by our common sense. The first-principles simulation process itself provides verification for extracted knowledge.
2. The accuracy of performance results from this dataset is tested through a real-world case study [Geyer et al., 2021], which means that it is solid for validating the causal effect estimation.

Parameter	Unit	Min	Max
Ground Floor Area ¹	m ²	250	800
Height	m	3	4
Number of Floors	-	2	5
External Wall Area	m ²	200	1800
u-Value (Wall)	W/m ² K	0.15	0.25
u-Value (Internal Wall)		0.4	0.6
u-Value (Ground Floor)		0.15	0.25
u-Value (Roof)		0.15	0.25
u-Value (Internal Floor)		0.4	0.6
u-Value (Windows)		0.7	1.0
g-Value (Windows)	-	0.3	0.6
Permeability	m ³ /m ² h	6	9
WWR ²	-	0.1	0.5
Light Heat Gain	W/m ²	6	10
Equipment Heat Gain		10	14
Building Occupancy	Person/m ²	16	24

¹ Ground Floor Area for random shapes buildings

² Window-to-wall ratio (WWR) varies independently in each direction

Table 1: Parameters and their ranges for the generated dataset, representing the early design phase.

The selected parameters from the dataset with their corresponding sampling ranges are presented in Table 1.

4.2 Causality-informed assistance, part 1: causal skeleton determination

The causal inference starts with the causal structure finding. In this subsection, we use the case to illustrate steps 1 and 2 from Figure 5 framework: Discover skeleton by causal relationship finding algorithm, and how domain-knowledge helps to prune relationships.

As mentioned in Section 2, the GES algorithm is applied to extract causal relationships from the dataset and then presented via DAGitty. An important milestone is that: instead of manually hardcoding rules, a data-driven process is applied to find causal relationships from the simulation dataset, which means we obtain the building physics causality (cause-effect in parameters) in a machine understandable representation. These causal relationships can be extracted directly from data (simulation or real-world collection), which opens opportunities for further augmentative encoding (we can always gather more data) and wider adaptation. The illustrative process is shown in Figure 6 with relationships in Table 2.

The subgraph (b) of Figure 6 presents the pruned result for evaluating the building heating load in the DAG skeleton. We need to point out that the extracted skeleton by the algorithm has represented the causal relationships quite accurately and comprehensively. Only slight adjustments are required from the original skeleton by removing the bidirectional arrow between *external wall area* and *window area*. This means that the algorithm fails to conduct the cause-effect direction between these two features from the given data. By applying design domain knowledge, i.e., usually, we design first the building body leading to the external wall; then we design the façade with the fixed window-to-wall ratio (WWR) determining the window area. It does not mean that the external wall area always has a direct correlation to the window area (confounder: WWR). In fact, the need for removing the bidirectional arrow perfectly presents an example of “correlation does not imply causation” in the building design domain.

In more detail, the following conclusions were observed:

1. **Causal dependence and interpretability:** Most of the causal relationships are correctly presented in DAG, i.e., building geometric features: *height*, *ground floor area*, and the *number of floors* determine the *external wall area* and building *volume*; *WWRs in different directions* → *WWR* combined with building geometric

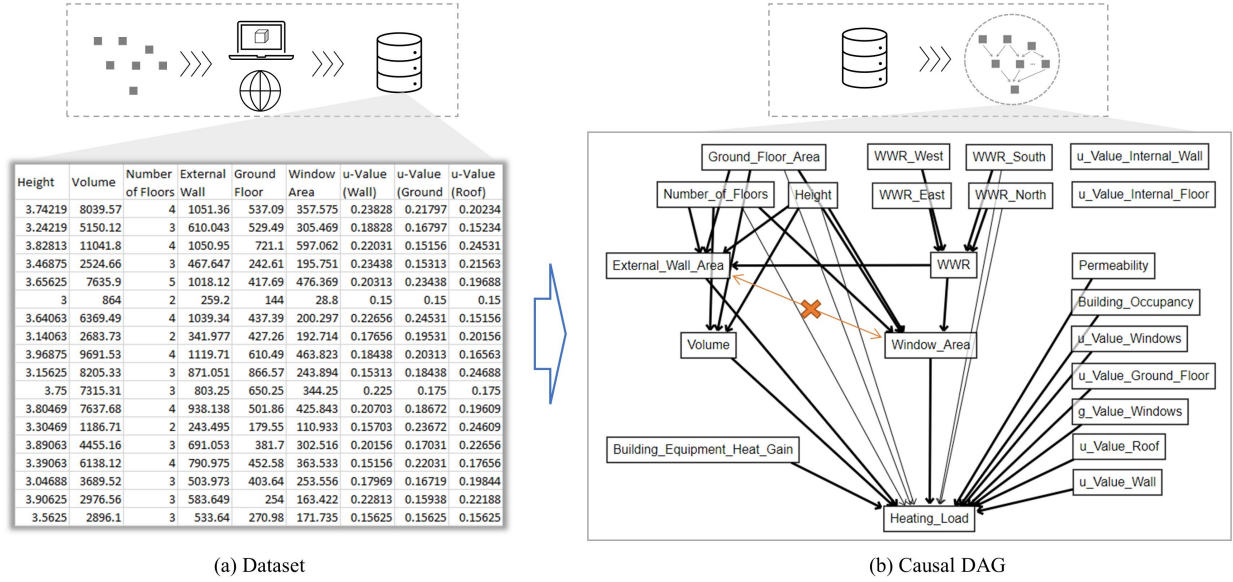


Figure 6: Causal structure finding via GES: knowledge extraction from data in the building early design phase. Subfigure (a) describes the data generation process: Via knowledge-based simulations or real-world data collection, causal relationships have been implicitly encoded in the dataset. Subfigure (b): the mechanism of the causal structure finding algorithm is designed to extract casual relationships directly from data and can be further transferred into DAGs. In the skeleton, arrows in bold represent the atomic direct effects, which means removing one of these arrows from the diagram implies that there will no longer be any causal effect between the corresponding variables.

determine the *window area*; Properties features (u-values, g-value, etc.) are independently related to *heating load*, excepts *u-values of internal wall & floor*.

- Kinships and design process:** The causal skeleton depicts a set of hypotheses about the causal process and offers users the minimal sufficient adjustment sets for estimating the direct effect from treatment to the outcome as a map. These kinship relations reflect the sequence of design process decision-making: *building body with external dimensions* \rightarrow *façade with WWR* \rightarrow *property & material features*.
- Domain-knowledge integration:** Except for the causal relationship, there are bidirectional correlations that exist in the DAG, i.e. *building external wall area* and *window area*: They are related but not causal because both features are determined by the geometric dimensions and WWRs. In this context, skeleton modification and enrichment via domain knowledge are necessary.

4.3 Causality-informed assistance, part 2: causal relationships identification

In this stage, the skeleton encoded causal information is capable of providing logistical insights, which helps to examine the complete input independence or their prerequisites (Figure 3), and further answer hypothetical questions. In this section, on a case base, we provide the necessary information to address typical assumptions during the design stage based on the previous section’s outcome. We use exemplary questions occurring frequently in building design for that a general answer is not available but individual answers are required. There questions demonstrate the causal inference:

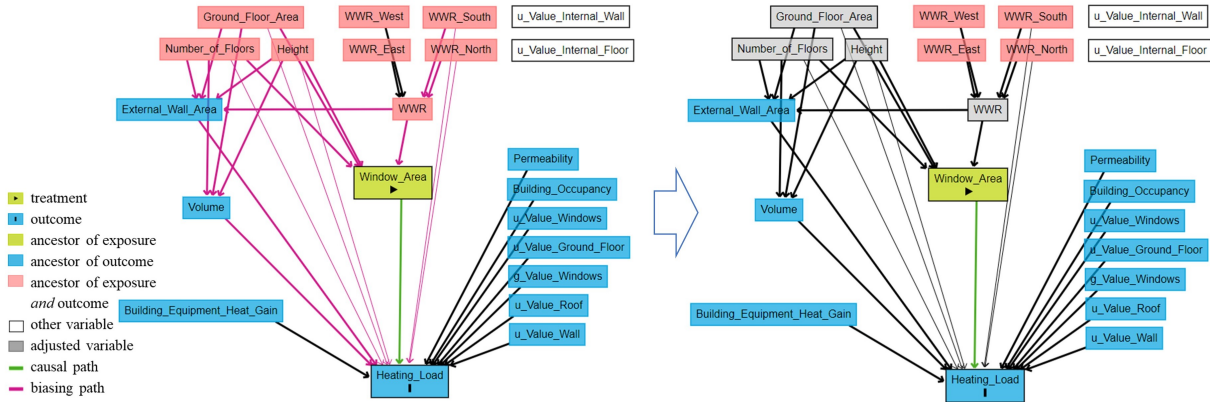
- Scenario i:* What if I change the *window area*, how does it change the *heating load*?
- Scenario ii:* What if I change the *building floor height*, how does it change the *heating load*?

Essentially, DAGs provide valuable information to designers on whether some specific features should be controlled or not, based on the given assumption scenario (target treatment) and the target outcome. The design process knowledge is transformed into the skeleton, this encoding process makes machines understand domain causalities for assistance. Notably, causal rules in DAGs enable machines to correct errors that we could normally neglect in sensitiveness analysis.

Node (Cause)	Descendant (Effect)
<i>Height</i>	
<i>Number_of_Floors</i>	Volume, Heating_Load, External_Wall_Area, Window_Area
<i>Ground_Floor_Area</i>	
<i>WWR</i>	External_Wall_Area, Window_Area
<i>WWR_West</i>	
<i>WWR_East</i>	WWR
<i>WWR_South</i>	
<i>WWR_North</i>	WWR, Heating_Load
<i>Volume</i>	
<i>External_Wall_Area</i>	
<i>Window_Area</i>	
<i>u_Value_Wall</i>	
<i>u_Value_Ground_Floor</i>	
<i>u_Value_Roof</i>	Heating_Load
<i>u_Value_Windows</i>	
<i>g_Value_Windows</i>	
<i>Permeability</i>	
<i>Building_Equipment_Heat_Gain</i>	
<i>Building_Occupancy</i>	
<i>u_Value_Internal_Floor</i>	None
<i>u_Value_Internal_Wall</i>	

Table 2: Causal kinships extracted by GES. Most of them can be easily validated by domain knowledge; The process is purely data-driven without rule-based predefinition.

To address *Scenario i* dealing with window area, we firstly set the treatment variable (*Window Area*) and outcome (*Heating Load*), the skeleton based on the relationships and casual rules to examine whether there are **biasing paths**. The biasing path means one needs to be blocked by controlling variable(s) in the path to avoid biased results [Textor and Liskiewicz, 2012, Textor, 2015], which we refer to in subfigure (a), Figure 2. A process visualization is presented in Figure 7.



To estimate the total causal effect from [*Window Area*] to [*Heating Load*], *WWR*, *Ground Floor Area*, *Number of Floors* and *Height* should be controlled (fixed) to eliminate biasing paths (red arrows).

Figure 7: Design process support, Scenario i: If the designer wants to know how the window area would affect the heating load, Rules of causal DAGs suggest that they need to consider controlling the WWR and building floor height, floor area, and the number of floors to get an unbiased effect estimation.

The rules extracted from DAGs are interpreted as the suggestion:

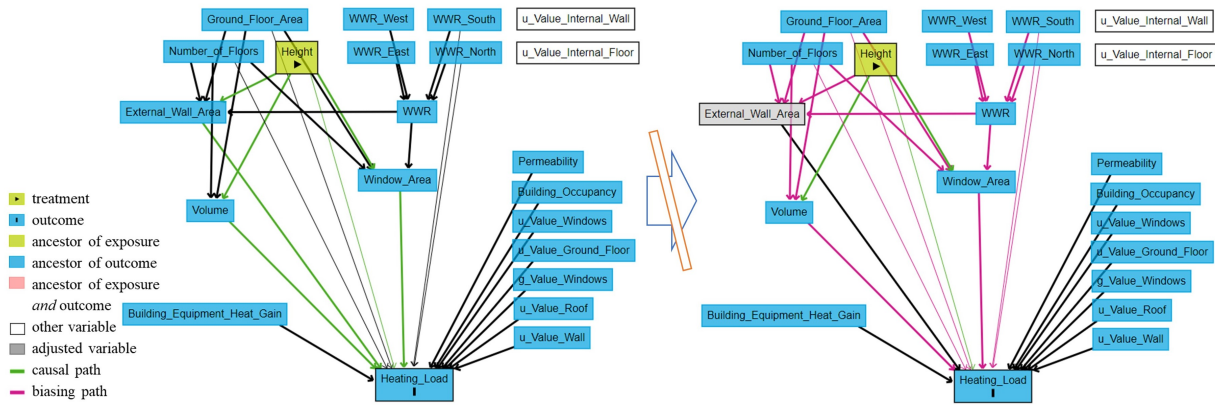
- *Suggestion to Scenario i:* To correctly estimate the direct causal effect between *Window Area* and *Heating Load*, *Ground Floor Area*, *Floor Height*, *Number of Floor*, and *WWR* should be adjusted.

An interpretation by domain knowledge is: The causal skeleton only refers to buildings with different facade areas (shapes) but the same volume and WWR to get rid of:

1. Confounder from building *Volume*.
2. Correlation between *External Wall Area* and *Window Area*.

From the perspective of the design process, the answer delivers a different layer of information: we should only start considering the window area of the building when we have set the abovementioned features.

Sequentially, Figure 8 illustrates the analysis process regarding *Scenario ii*.



To estimate the total causal effect from *[Height]* to *[Heating Load]*, *Window Area*, *External Wall Area*, and *Volume* should not be **adjusted** (controlled) to avoid biasing paths.

Figure 8: Design process support, Scenario ii: If the designer wants to know how the total effect of height (treatment of exposure) on heating load (outcome), Rules of causal DAGs suggest that they should leave all causal paths open and not cause new biasing paths by controlling features of window area, volume, and external wall area to get unbiased effect estimation.

To address the *Scenario ii*: Investigating how the floor *Height* of a building (treatment) would affect the *Heating Load* (outcome). In this case, the treatment variable, building floor height, owns causal descendants but no ancestors. The important reminder is that we should not infer nodes along direct causal paths (bold arrows in Figure 8) from Height to Building Load, to create other bias paths (please refer to the collider situations in the subfigure (b), Figure 2). They contain causal relationships with other features, blocking them would involve new biasing paths to the model by controlling them. Hence, the suggestion is as follows:

- *Suggestion to Scenario ii:* To correctly estimate the direct causal effect between floor *Height* and *Heating Load*, *Volume*, *External Wall Area*, and *Window Area* shouldn't be adjusted.

It means that when we consider the direct effect of changing building floor height, the building volume, façade, and especially the window area should change accordingly, to avoid bringing new bias (caused by WWR, floor area, etc.) into the outcome. Naturally, this suggestion is also adaptable to the support of the design process sequence.

Here, we'd to strengthen that the process mentioned above runs in the process of causal modeling process automatically, which is embedded in the process once the skeleton is fixed. The target identification, including treatment, outcome, and conditions extracted based on the causal skeleton via graph-based criteria, is called estimand identification. We refer this process as Step 3, and the follow-up quantified mathematical formulation and calculation as Step 4 in the four steps of the framework, Figure 5.

4.4 Causality-informed assistance, part 3: causal effects quantification

In this subsection, we further investigate and quantify the causal effect by using the potential outcome framework to explain a quantitative scenario during the design process:

- “What if I had changed floor height from 3 meters to 3.2 meters, how does it make difference on heating load?”

Once the causal relationship has been clarified between the treatment and the outcome, the investigation of causal effect estimation is relatively intuitive. In this case, we set an experiment based on Figure 8 and mainly focus on the putative effect of how the building heating load is influenced by altering floor height via intervention (Step 3, Figure 5). To simulate the scenario, we set values to random features and keep others unknown to represent a certain stage of the ongoing design phase, as shown in Table 3.

Parameter	Unit	Value
Ground Floor Area	m ²	300
Height	m	3 → 3.2
Number of Floors	-	3
External Wall Area	m ²	Unknown
u-Value (Wall)	W/m ² K	Unknown
u-Value (Internal Wall)		Unknown
u-Value (Ground Floor)		0.2
u-Value (Roof)		0.2
u-Value (Internal Floor)		Unknown
u-Value (Windows)		Unknown
g-Value (Windows)	-	Unknown
Permeability	m ³ /m ² h	7.5
WWR	-	0.3
Equipment Heat Gain	W/m ²	Unknown
Building Occupancy	Person/m ²	Unknown

Table 3: Causal effect estimation scenario: "what if I had changed floor height from 3 meters to 3.2 meters?".

The counterfactual experiment is designed in the following process: We firstly set building *height* as treatment and *heating load* as the outcome. Based on the result we conclude from the DAGs (section 4.3), the *Volume*, *External Wall Area*, and *Window Area* are in the direct causal path and should remain open. The potential outcome expresses as:

$$\tau = E[\text{HeatingLoad} \mid \text{Height} = 3.2\text{m}, X] - E[\text{HeatingLoad} \mid \text{Height} = 3\text{m}, X]$$

in which:

- If we calculate the ATE, the X should be the set of [*Ground Floor Area*, *Number of Floors*, *Building Equipment Heat Gain*, *Building Occupancy*, *WWRs*, *u Value Roof*, *Ground Floor u Value*, *Permeability*] sampled in their ranges, independently.
- If we calculate the CATE, the X is then adapted with the Table 3 conditions and becomes the set of [*Building Equipment Heat Gain*, *Building Occupancy*, *Ground Floor Area=300*, *Number of Floors=3*, *WWRs=0.3*, *u Value Roof=0.2*, *Ground Floor u Value=0.2*, *Permeability=7.5*]

For the result evaluation, we use EP to run simulations and validate the accuracy of outcomes by generating ATE dataset and CATE dataset. Both datasets have two different data batches: control height of 3 meters and 3.2 meters. We generated 200 samples for each batch based on set ranges (ATE: ranges from Table 1; CATE conditions from Table 3) as the ground-truth test set.

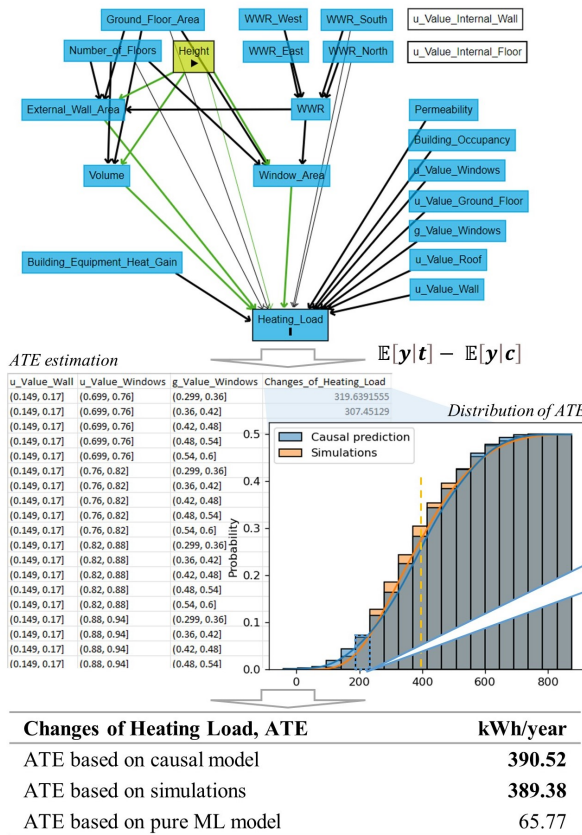
In comparison, we also applied the data-driven method without a causal-informed scenario: We selected three typical ML/AI regression methods widely used in the BPS domain [Seyedzadeh et al., 2018]: Gradient Boost (LightGBM) [Ke et al., 2017], Random Forest (RF), and Artificial Neural Network (ANN), evaluated by two common metrics: Mean

	MAPE	R ²
LightGBM	6.972 %	0.924
RF	11.016 %	0.81
ANN	13.152 %	0.746

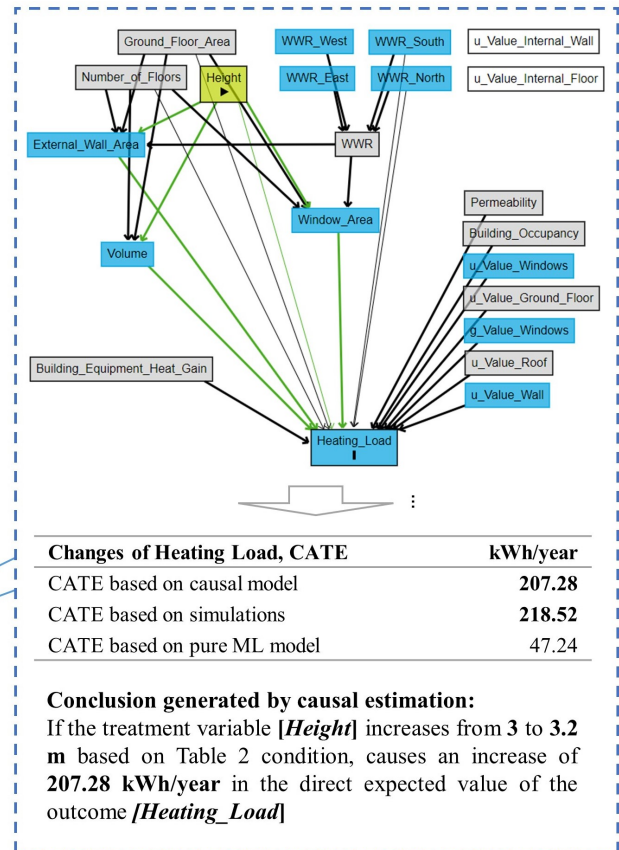
Table 4: Accuracy performance of three typical data-driven methods trained by the table 1 dataset. We used the default setting of models in their open-source code implementation [Pedregosa et al., 2011, Ke et al., 2017] with a certain range of optimal hyperparameter grid-search conducted. The score is generated by 4-fold cross-validation. LightGBM shows the best performance in prediction.

Absolute Percentage Error (MAPE) and R2 coefficient of determination. Table 4 presents their 4-fold cross-validation [Refaeilzadeh et al., 2009] accuracy scores trained by the dataset described in Table 1.

Based on the performance result, we select LightGBM to run the conditioned data on Table 2 (ATE) and Table 3 (CATE) scenarios. To simulate the data-driven process with neglect of feature dependencies, the unknown features are sampled individually (i.i.d.) as their original distribution ranges shown in Table 1 without considering causal relationships. The outcome comparison between ground-truth simulation, potential outcome framework (causal model), and LightGBM without causality-informed (pure data-driven model) is shown in tables of Figure 9 for both scenarios.



(a) ATE scenario



(b) CATE scenario

Figure 9: Causal effect estimation process, calculated by the potential outcome framework: a) Based on Figure 8 scenario information, we conduct the ATE estimation and its accumulative distribution; b) The CATE scenario based on Table 2 condition, resampled from ATE output distribution; From the comparative results, causal models present quantified potential outcomes most accurately, while pure ML method process due to the absence of causal relationship informed, produces the result with significant biases.

Figure 9 subgraph (a) illustrates the causal estimation process of ATE: The causal model based on the Figure 8 skeleton conducts the intervention result of the heating load in different conditions (left-middle table, Figure 9). The estimation result conveys critical information for design decision-aids: Within the range of Table 1, if we intervene the building height from 3 to 3.2 meters, the heating load changes would vary between 0 - 900 kWh/year. The average changes and the distribution are validated by simulations, which show only minor differences; Based on validated ATE, (b) presents the condition dependencies from the set feature conditions in Table 3 and the resampling process from ATE. The CATE shows that the changes should be 207.28 kWh/year on average, with the validated simulation result of 218.52 kWh/year. In both scenarios, the pure ML method without causality-informed fails to produce correct potential outcome ranges to answer “what-if” questions, even though they perform well in the prediction task. The reason is: In the pure ML forecasting process, the input range sampling ignores the constraints of feature dependencies, which leads to unrealistic input combinations involved in the forecasting, causing biased results and wrong information.

To sum up, by encoding causality knowledge into the skeleton with potential outcome estimation, the causal model achieves compact and accurate decision-aid information: The case presents the scenario in an energy-efficient design process, including counterfactual design variants. It is a computationally efficient way than simulations and compensates for the deficiencies of current widely used, data-driven methods.

5 Discussion

In this section, framework adaptability, limitations, and the prospects of causal inference in the design process are discussed.

For the framework adaptability, this study uses DAGs, causal discovery algorithms, and simulation to introduce causal inference in the scope of energy-efficient building design. The framework fits the general data-driven process assistance. We intend to raise a call for the energy domain and building design community to pay more attention to reviewing ML methodologies and examining the parametric independence for decision-making support.

For the limitation, obstacles to causal inference application in our domain come from two major aspects: 1. The inherent data-driven nature of the method, and 2. The validation of counterfactuals. Causal models are essentially data-hungry as a complement to statistical methods. In this context, the integration of causal models in our domain is advantageous due to the well-fundamental first-principles models and simulation tools developed by prior knowledge. In this study, we use a dataset from the BPS description to extract knowledge based on physical causal relations to conduct the design process; however, to our best knowledge, a gap regarding the mutual parameter adaptability still exists between tools in BIM and BPS communities for building and process representation, which causes difficulties in data acquisition from the design process in BIM or mutual transfer for design process integration. Further effort in the methods regarding data acquisition or enrichment to describe the design process, design parameters, and causal relationships are meaningful. Particularly, the dataset for the test of counterfactual, and the combination of simulated data in variance with real-world data validation are required for further evaluation support.

If we consider design cases in reality, absurd conclusions from Figure 2 are less likely to occur in individual design cases when there are only a few variables. Architects and engineers could generally rule out absurd conclusions by their domain knowledge or experience and make further decisions. Those decisions in the early design phase will significantly shape the building performance, which during the design process will derivative many “what-if” questions for particular alternative feature importance analysis; however, when the design case is complex (multiple confounder and collider combined), or when the building designer lack of relevant domain knowledge, oversights or wrong decisions are highly possible to occur by data-driven decision-making support tools without investigation of causal relationships.

In our case study, we only investigated causal relationships by involving basic building characteristics and statistics energy performance. If we consider the scope of the energy-efficient building design, further research is worth conducting in gaining causal insights by involving more factors: external conditions (e.g., weather, geography), internal influences (e.g., user behaviors), causality analysis in dynamic time-series data, or even perspectives from design cognition domain, etc. From another perspective, the potential risk of wrong conclusions by applying current analysis tools is increasing: the development of simulations and the spread of digitalization are raising the data volume dramatically with the trend of interdisciplinary requirements. In this context, we argue that causal inference is not only beneficial but necessary to be involved in any design assistance; The knowledge discovery via DAG structure finding from data would effectively help architects to make better decisions and avoid wrong judgments. Since the

knowledge is stackable and transferable in different design cases, establishing general knowledge libraries by collective intelligence contains huge potential, which would help every designer to reach informed optimal scenarios in each “what-if” question during the process, simultaneously.

6 Conclusion

In this paper, we introduce the causal inference into the sustainable building design domain for the first time and propose a two-part process to construct the causal model: 1. Using DAG from SCMs to discover causal relationships from the set of design parameters representative of the design scheme; 2. Developing estimators to evaluate a given treatment effect by combining DAGs and potential outcomes framework. The framework design aims to involve causal analysis in the parametric design process. It provides a computational-efficient approach with extendable structures and mathematical rigor rules for inferring consequences under conditions that are changing during the design: induced by treatments or external interventions. Eventually, to allow the machine assistance able to discover knowledge from data, conduct “what-if” questions, reveal correct design alternatives, and eventually, reach energy-efficient optimal with informed assistance. At the same time, the idea of differentiating knowledge and experience based on reusability needs to be integrated into the design assistance. DAGs offer an excellent medium for the general knowledge storage purpose for the following reasons:

- DAGs provide a complete mathematical language for describing and utilizing invariant knowledge, principles, and design sequences in different design schemes. More importantly, the generation and modification of DAGs are supported by causal structure finding algorithms and domain knowledge.
- To address “what-if” questions during the design process, the structure of the DAG describes a clear boundary for alternatives generation within reasonable design space. With set target treatment(s) and output, DAGs solve the design parameter entanglement issues by providing interpretable information on which features need to be conditioned.
- With the extensibility of the DAG, it is possible to further supplement general knowledge from different design cases and provide the basis for incremental learning or collective intelligence for consensus decision-making.
- The methodology opens a possibility to encode and express the causal inference in a rigorous mathematical way. As a data-driven process, it owns the huge potential to expand in scale, and adapts different aspects to support sophisticated, advanced design decision-making.

With the rapid advancements of artificial intelligence, they have successfully attracted attention in most fields. However, due to its inherent connectionism structure and data-driven nature, significant progress has been made in areas where the data fundamental is more advantageous, such as images, speech, and text processing. Nevertheless, many domains are still dominated by empirical disciplines and principles, such as architecture. In this context, it is worth exploring in depth how to transfer our knowledge that enables ML algorithms to exploit instead of data pattern induction. With the globally shared vision of sustainability, designers and engineers are facing new challenges in the interdisciplinary professions due to the requirement of considering different aspects: life-cycle assessment, environmental impact, cost, etc. In the big picture for future development, knowledge and information volume is always increasing. In this context, the causal model provides a new foundation to reconcile the knowledge in a mathematical rigor and computationally efficient way to combine with a data-driven process. By extending the graphical-based causal rules and potential outcome estimation, the framework would cover a more comprehensive field and become a necessity. Thereby supporting designers and engineers to design more efficiently and to reach beyond their personal capabilities.

DAGs with causal inferences offer a possibility to achieve this integration and remind us to distinguish between correlation and causation. For answering “what-if” questions and to achieve higher intelligence for the machine assistance in the empirical science domain, more exploration, effort, and practice are required for knowledge abstraction and reformatting for deeper compilation. Interestingly, the extraction of causal structures from the data offers a form of interpretability that is very close to the common design reasoning process. In this way, it offers an intuitive path with a higher degree to guide the data exploration and data interpretation process for bridging designers and engineers. The causal model provides a methodology for rules abstraction based on data and an efficient medium of compilation and reformatting knowledge. In this context, the proposed two-part process inherits the advantages of symbolism and plays a complementary role to data-driven approaches. We believe this is one of the potential solutions to extend digitalization

and the benefit from artificial intelligence into the empirical science domain. To further explore the domain integration of causal modeling, requires further examination of the nature of compiled representations, intrinsic limitations, the types of reasoning they support, and the effectiveness in getting the answers that users expect to get.

7 Acknowledgements

We gratefully acknowledge the German Research Foundation (DFG) support for funding the project under grant GE 1652/3-2 in the Researcher Unit FOR 2363.

References

- Paul Westermann and Ralph Evins. Surrogate modelling for sustainable building design—a review. *Energy and Buildings*, 198:170–186, 2019.
- Ralph Evins. A review of computational optimisation methods applied to sustainable building design. *Renewable and sustainable energy reviews*, 22:230–245, 2013.
- Charles M Eastman, Chuck Eastman, Paul Teicholz, Rafael Sacks, and Kathleen Liston. *BIM handbook: A guide to building information modeling for owners, managers, designers, engineers and contractors*. John Wiley & Sons, 2011.
- Patrick Shiel, Sergio Tarantino, and Martin Fischer. Parametric analysis of design stage building energy performance simulation models. *Energy and Buildings*, 172:78–93, 2018.
- Torben Østergård, Rasmus L Jensen, and Steffen E Maagaard. Building simulations supporting decision making in early design—a review. *Renewable and Sustainable Energy Reviews*, 61:187–201, 2016.
- Aida Farzaneh, Danielle Monfet, and Daniel Forgues. Review of using building information modeling for building energy modeling during the design process. *Journal of Building Engineering*, 23:127–135, 2019.
- Judea Pearl and Dana Mackenzie. *The book of why: the new science of cause and effect*. Basic books, 2018.
- John Aldrich. Correlations genuine and spurious in pearson and yule. *Statistical science*, pages 364–376, 1995.
- Saleh Seyedzadeh, Farzad Pour Rahimian, Ivan Glesk, and Marc Roper. Machine learning for estimation of building energy consumption and performance: a review. *Visualization in Engineering*, 6(1):1–20, 2018.
- Kadir Amasyali and Nora M El-Gohary. A review of data-driven building energy consumption prediction studies. *Renewable and Sustainable Energy Reviews*, 81:1192–1205, 2018.
- Marvin L Minsky. Logical versus analogical or symbolic versus connectionist or neat versus scruffy. *AI magazine*, 12(2):34–34, 1991.
- Philipp Geyer, Manav Mahan Singh, and Xia Chen. Explainable ai for engineering design: A unified approach of systems engineering and component-based deep learning. *arXiv preprint arXiv:2108.13836*, 2021.
- Alejandro Barredo Arrieta, Natalia Díaz-Rodríguez, Javier Del Ser, Adrien Bennetot, Siham Tabik, Alberto Barbado, Salvador García, Sergio Gil-López, Daniel Molina, Richard Benjamins, et al. Explainable artificial intelligence (xai): Concepts, taxonomies, opportunities and challenges toward responsible ai. *Information fusion*, 58:82–115, 2020.
- Harriet Harriss and Daisy Froud. *Radical pedagogies: architectural education & the British tradition*. RIBA Publications, 2015.
- Jimmy Abualdenien and André Borrmann. A meta-model approach for formal specification and consistent management of multi-lod building models. *Advanced Engineering Informatics*, 40:135–153, 2019.
- Ramesh S Patil, Peter Szolovits, and William B Schwartz. Causal understanding of patient illness in medical diagnosis. In *IJCAI*, volume 81, pages 893–899, 1981.
- Liuyi Yao, Zhixuan Chu, Sheng Li, Yaliang Li, Jing Gao, and Aidong Zhang. A survey on causal inference. *ACM Transactions on Knowledge Discovery from Data (TKDD)*, 15(5):1–46, 2021.
- Markus Kalisch and Peter Bühlmann. Causal structure learning and inference: a selective review. *Quality Technology & Quantitative Management*, 11(1):3–21, 2014.

- Ruo Cheng Guo, Lu Cheng, Jundong Li, P Richard Hahn, and Huan Liu. A survey of learning causality with data: Problems and methods. *ACM Computing Surveys (CSUR)*, 53(4):1–37, 2020.
- Judea Pearl et al. Models, reasoning and inference. *Cambridge, UK: Cambridge University Press*, 19:2, 2000.
- Donald B Rubin. Estimating causal effects of treatments in randomized and nonrandomized studies. *Journal of educational Psychology*, 66(5):688, 1974.
- Judea Pearl. Causal inference in statistics: An overview. *Statistics surveys*, 3:96–146, 2009.
- Peter Spirtes. Introduction to causal inference. *Journal of Machine Learning Research*, 11(5), 2010.
- Peter Spirtes, Clark N Glymour, Richard Scheines, and David Heckerman. *Causation, prediction, and search*. MIT press, 2000.
- Jonas Peters, Dominik Janzing, and Bernhard Schölkopf. *Elements of causal inference: foundations and learning algorithms*. The MIT Press, 2017.
- Pearl Judea. An introduction to causal inference. *The International Journal of Biostatistics*, 6(2):1–62, 2010.
- Shaofeng Liu, Alex HB Duffy, Robert Ian Whitfield, and Iain M Boyle. Integration of decision support systems to improve decision support performance. *Knowledge and Information Systems*, 22(3):261–286, 2010.
- Carmen Marcher, Andrea Giusti, and Dominik T Matt. Decision support in building construction: A systematic review of methods and application areas. *Buildings*, 10(10):170, 2020.
- Shady Attia, Elisabeth Gratia, André De Herde, and Jan LM Hensen. Simulation-based decision support tool for early stages of zero-energy building design. *Energy and buildings*, 49:2–15, 2012.
- Bernhard Schölkopf. Causality for machine learning. In *Probabilistic and Causal Inference: The Works of Judea Pearl*, pages 765–804. 2022.
- Johannes Textor, Benito van der Zander, Mark S Gilthorpe, Maciej Liśkiewicz, and George TH Ellison. Robust causal inference using directed acyclic graphs: the r package ‘dagitty’. *International journal of epidemiology*, 45(6):1887–1894, 2016.
- David Maxwell Chickering. Learning equivalence classes of bayesian-network structures. *The Journal of Machine Learning Research*, 2:445–498, 2002a.
- David Maxwell Chickering. Optimal structure identification with greedy search. *Journal of machine learning research*, 3(Nov):507–554, 2002b.
- Miguel A Hernán, David Clayton, and Niels Keiding. The simpson’s paradox unraveled. *International journal of epidemiology*, 40(3):780–785, 2011.
- Amit Sharma and Emre Kiciman. Dowhy: An end-to-end library for causal inference. *arXiv preprint arXiv:2011.04216*, 2020.
- J Abualdenien and A Borrmann. Multi-lod model for describing uncertainty and checking requirements in different design stages. *eWork and eBusiness in Architecture, Engineering and Construction*, pages 187–195, 2018.
- Xia Chen and Philipp Geyer. Machine assistance in energy-efficient building design: A predictive framework toward dynamic interaction with human decision-making under uncertainty. *Applied Energy*, 307:118240, 2022.
- Pieter De Wilde. The gap between predicted and measured energy performance of buildings: A framework for investigation. *Automation in construction*, 41:40–49, 2014.
- Farshad Kheiri. A review on optimization methods applied in energy-efficient building geometry and envelope design. *Renewable and Sustainable Energy Reviews*, 92:897–920, 2018.
- Manav Mahan Singh, Sundaravelpandian Singaravel, Ralf Klein, and Philipp Geyer. Quick energy prediction and comparison of options at the early design stage. *Advanced Engineering Informatics*, 46:101185, 2020.
- Drury B Crawley, Linda K Lawrie, Curtis O Pedersen, and Frederick C Winkelmann. Energy plus: energy simulation program. *ASHRAE journal*, 42(4):49–56, 2000.
- Johannes Textor and Maciej Liskiewicz. Adjustment criteria in causal diagrams: An algorithmic perspective. *arXiv preprint arXiv:1202.3764*, 2012.
- Johannes Textor. Drawing and analyzing causal dags with dagitty. *arXiv preprint arXiv:1508.04633*, 2015.

- Guolin Ke, Qi Meng, Thomas Finley, Taifeng Wang, Wei Chen, Weidong Ma, Qiwei Ye, and Tie-Yan Liu. Lightgbm: A highly efficient gradient boosting decision tree. *Advances in neural information processing systems*, 30, 2017.
- Payam Refaeilzadeh, Lei Tang, and Huan Liu. Cross-validation. *Encyclopedia of database systems*, 5:532–538, 2009.
- Fabian Pedregosa, Gaël Varoquaux, Alexandre Gramfort, Vincent Michel, Bertrand Thirion, Olivier Grisel, Mathieu Blondel, Peter Prettenhofer, Ron Weiss, Vincent Dubourg, et al. Scikit-learn: Machine learning in python. *the Journal of machine Learning research*, 12:2825–2830, 2011.