

Inventing Relational State and Action Abstractions for Effective and Efficient Bilevel Planning

Tom Silver*
MIT CSAIL
tslvr@mit.edu

Rohan Chitnis*
MIT CSAIL
ronuchit@mit.edu

Nishanth Kumar
MIT CSAIL
njk@mit.edu

Willie McClinton
MIT CSAIL
wbm3@mit.edu

Tomás Lozano-Pérez
MIT CSAIL
tlp@mit.edu

Leslie Pack Kaelbling
MIT CSAIL
lpk@mit.edu

Joshua Tenenbaum
MIT CSAIL
jbt@mit.edu

Abstract

Effective and efficient planning in continuous state and action spaces is fundamentally hard, even when the transition model is deterministic and known. One way to alleviate this challenge is to perform bilevel planning with abstractions, where a high-level search for abstract plans is used to guide planning in the original transition space. In this paper, we develop a novel framework for learning state and action abstractions that are explicitly optimized for both effective (successful) and efficient (fast) bilevel planning. Given demonstrations of tasks in an environment, our data-efficient approach learns relational, neuro-symbolic abstractions that generalize over object identities and numbers. The symbolic components resemble the STRIPS predicates and operators found in AI planning, and the neural components refine the abstractions into actions that can be executed in the environment. Experimentally, we show across four robotic planning environments that our learned abstractions are able to quickly solve held-out tasks of longer horizons than were seen in the demonstrations, and can even outperform the efficiency of abstractions that we manually specified. We also find that as the planner configuration varies, the learned abstractions adapt accordingly, indicating that our abstraction learning method is both “task-aware” and “planner-aware.” Code: <https://tinyurl.com/predicators-release>

Keywords: learning to plan, abstraction learning, relational learning, neuro-symbolic learning, hierarchical planning

Acknowledgements

We gratefully acknowledge support from NSF grant 1723381; from AFOSR grant FA9550-17-1-0165; from ONR grant N00014-18-1-2847; and from MIT-IBM Watson Lab. Tom and Nishanth are supported by NSF Graduate Research Fellowships. Willie is supported by an MIT Presidential Fellowship. Any opinions, findings, and conclusions or recommendations expressed in this material are those of the authors and do not necessarily reflect the views of our sponsors. We thank Michael Katz, Christian Muise, Aidan Curtis, Jiayuan Mao, Zhutian Yang, and Amber Li for helpful comments on an earlier draft.

*First two authors contributed equally.

1 Introduction

An autonomous agent should make *good* decisions *quickly*. These two considerations — effectiveness and efficiency — are especially important, and often competing, when an agent is planning to make decisions sequentially in long-horizon tasks [1]. When state and action spaces are continuous, and task objectives are specified with goals alone, planning directly in these continuous spaces can be highly intractable. *Abstractions* offer a mechanism to overcome this intractability, allowing the agent to reason at a higher level about the most salient aspects of a task [2, 3, 4, 5, 6].

State and action abstractions have a rich history in AI and robotics [7], but a major limitation of early work is the assumption that abstractions are “all you need”: that planning can be decomposed into first searching for an abstract plan, and then refining it into an actual plan for solving the task. This downward refinability assumption [8] is untenable in many applications, especially in robotics, where complex geometric constraints cannot be easily abstracted. To avoid this assumption, we consider bilevel planning, where reasoning in a high-level abstraction provides guidance for reasoning in a low-level task (c.f. task and motion planning [9, 10]). Importantly, abstractions can vary widely in how much they help (Section 4.2) or hinder (Section 5.4) bilevel planning in an environment.

Another clear limitation of early work on abstractions is the reliance on manual specification [7, 8, 11]. Even with domain expertise, this is nontrivial: it requires understanding not only the environment, but also the interplay between the abstractions and planner. A large body of work has emerged that studies learning abstractions for planning [12, 13, 14], but with a few notable exceptions [15, 16, 17], these efforts assume that the learned abstractions should be “all you need.”

Building on the above points, we identify three key desiderata of a system for planning with state and action abstractions:

1. These state and action abstractions should be learned, not manually designed for each environment.
2. Planning with the learned abstractions should be tolerant to violations of the downward refinability assumption.
3. The abstractions should be trained to explicitly optimize both the effectiveness and the efficiency of planning.

In this paper, we develop a framework for learning abstractions for planning that addresses all three desiderata. Specifically, *we learn state and action abstractions that are explicitly optimized for effective and efficient bilevel planning*. We consider learning from a modest number of demonstrations (around 50-200 per environment in our experiments) in deterministic, fully observed, goal-based planning problems. The problems have object-centric continuous states and hybrid discrete-continuous actions, as are common in robotics [9]. The agent knows the transition model of the environment, but it is highly intractable to plan directly using this model in the continuous spaces, motivating the need to learn abstractions for guidance. To obtain data-efficient generalization over object identities, we learn *relational, neuro-symbolic* abstractions, where the symbolic components are predicates and operators, like those used in AI planning [11], and the neural components are samplers that refine the abstractions into actions that can be executed in the actual environment [18, 19, 20].

In experiments across four robotic planning environments, we find that our framework is very data-efficient, and that the resulting learned abstractions are both “task-aware” and “planner-aware.” We demonstrate task-awareness by evaluating the learned abstractions in held-out tasks involving different numbers of objects, longer horizons, and larger goal expressions than were seen in the demonstrations, finding them to lead to effective and efficient planning. Interestingly, we find that in some environments, the learned abstractions can even outperform ones that we manually specified. For planner-awareness, we show that as the configuration of the planner varies, the learned abstractions adapt accordingly. We compare against several baselines and ablations of our system to further validate our results.

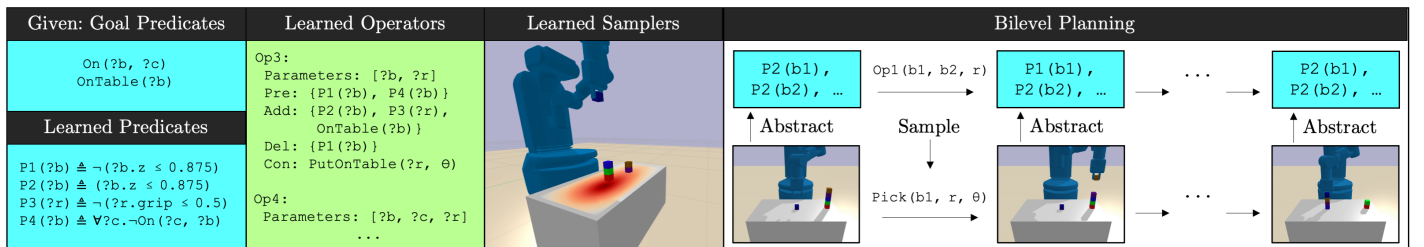


Figure 1: Overview of our framework. Given a small set of goal predicates (first panel, top), we use demonstration data to learn new predicates (first panel, bottom). In this Blocks example, implemented using the PyBullet physics simulator [21], the learned predicates $P1 - P4$ intuitively represent *Holding*, *NotHolding*, *HandEmpty*, and *NothingAbove* respectively. Collectively, the predicates define a state abstraction that maps continuous states x in the environment to abstract states s . Object types are omitted for clarity. After predicate invention, we learn abstractions of the continuous action space and transition model via planning operators (second panel). For each operator, we learn a sampler (third panel), a neural network that maps continuous object features in a given state to continuous action parameters for controllers which can be executed in the environment. In this example, the sampler proposes different placements on the table for the held block. With these learned representations, we perform bilevel planning (fourth panel), with search in the abstract spaces guiding planning in the continuous spaces. Here, the goal is to create two specific towers of blocks.

2 Problem Setting

We consider learning from demonstrations in deterministic planning problems. These problems are goal-based and object-centric, with continuous states and hybrid discrete-continuous actions. Formally, an *environment* is a tuple $\langle \Lambda, d, \mathcal{C}, f, \Psi_G \rangle$, and is associated with a distribution \mathcal{T} over *tasks*, where each task $T \in \mathcal{T}$ is a tuple $\langle \mathcal{O}, x_0, g \rangle$.

Λ is a finite set of object *types*, and the map $d : \Lambda \rightarrow \mathbb{N}$ defines the dimensionality of the real-valued feature vector for each type. Within a task, \mathcal{O} is an *object set*, where each object has a type drawn from Λ ; this \mathcal{O} can (and typically will) vary between tasks. The \mathcal{O} induces a state space $\mathcal{X}_{\mathcal{O}}$ (going forward, we simply write \mathcal{X} when clear from context). A *state* $x \in \mathcal{X}$ in a task is a mapping from each $o \in \mathcal{O}$ to a feature vector in $\mathbb{R}^{d(\text{type}(o))}$; x_0 is the initial state of the task.

\mathcal{C} is a finite set of *controllers*. A controller $C((\lambda_1, \dots, \lambda_v), \Theta) \in \mathcal{C}$ can have both discrete typed parameters $(\lambda_1, \dots, \lambda_v)$ and a continuous real-valued vector of parameters Θ . For instance, a controller `PICK` for picking up a block might have one discrete parameter of type `block` and a Θ that is a placeholder for a specific grasp pose. The controller set \mathcal{C} and object set \mathcal{O} induce an action space $\mathcal{A}_{\mathcal{O}}$ (going forward, we write \mathcal{A} when clear). An *action* $a \in \mathcal{A}$ in a task is a controller $C \in \mathcal{C}$ with both discrete and continuous arguments: $a = C((o_1, \dots, o_v), \theta)$, where the objects (o_1, \dots, o_v) are drawn from the object set \mathcal{O} and must have types matching the controller’s discrete parameters $(\lambda_1, \dots, \lambda_v)$. Transitions through states and actions are governed by $f : \mathcal{X} \times \mathcal{A} \rightarrow \mathcal{X}$, a known, deterministic transition model that is shared across tasks.

A *predicate* ψ is characterized by an ordered list of types $(\lambda_1, \dots, \lambda_m)$ and a lifted binary state classifier $c_\psi : \mathcal{X} \times \mathcal{O}^m \rightarrow \{\text{true}, \text{false}\}$, where $c_\psi(x, (o_1, \dots, o_m))$ is defined only when each object o_i has type λ_i . For instance, the predicate `Holding` may, given a state and two objects, robot and block, describe whether the block is held by the robot in this state. A *lifted atom* is a predicate with typed variables (e.g., `Holding(?robot, ?block)`). A *ground atom* $\underline{\psi}$ consists of a predicate ψ and objects (o_1, \dots, o_m) , again with all $\text{type}(o_i) = \lambda_i$ (e.g., `Holding(robby, block7)`). Note that a ground atom induces a binary state classifier $c_{\underline{\psi}} : \mathcal{X} \rightarrow \{\text{true}, \text{false}\}$, where $c_{\underline{\psi}}(x) \triangleq c_\psi(x, (o_1, \dots, o_m))$.

Ψ_G is a small set of *goal predicates* that we assume are given and sufficient for representing task goals, but insufficient practically as standalone state abstractions. Specifically, the goal g of a task is a set of ground atoms over predicates in Ψ_G and objects in \mathcal{O} . A goal g is said to *hold* in a state x if for all ground atoms $\underline{\psi} \in g$, the classifier $c_{\underline{\psi}}(x)$ returns true. A solution to a task is a *plan* $\pi = (a_1, \dots, a_n)$, a sequence of actions $a \in \mathcal{A}$ such that successive application of the transition model $x_i = f(x_{i-1}, a_i)$ on each $a_i \in \pi$, starting from initial state x_0 , results in a final state x_n where g holds.

The agent is provided with a set of *training tasks* from \mathcal{T} and a set of demonstrations \mathcal{D} , with *one demonstration per task*. We assume action costs are unitary and demonstrations are near-optimal, which will be exploited in Section 5.3.1. Each demonstration consists of a training task $\langle \mathcal{O}, x_0, g \rangle$ and a plan π^* that solves the task. Note that for each π^* , we can recover the associated state sequence starting at x_0 , since f is known and deterministic. The agent’s objective is to *efficiently* solve held-out tasks drawn from \mathcal{T} , using anything it chooses to learn from the demonstrations. In other words, the agent should produce *good* solutions *quickly*. In our experiments, to assess generalization, we evaluate the agent on tasks that involve more objects, require longer action sequences, and have larger goal expressions than the training tasks.

3 Relational State and Action Abstractions for Planning: Predicates, Operators, and Samplers

Since the agent has access to the transition model f , one approach for optimizing the objective described in Section 2 is to forgo learning entirely, and solve any held-out task by running a planner over the state space \mathcal{X} and action space \mathcal{A} . However, searching for a solution directly in these large spaces is highly infeasible, making this approach unattractive. Instead, we propose to *learn abstractions* using the provided demonstrations. We adopt a very general definition of an abstraction [5]: mappings from \mathcal{X} and \mathcal{A} to alternative state and action spaces. In this section, we will describe representations that allow for fast general-purpose planning (Section 4), and then we will learn object-centric, relational abstractions that are optimized for efficiency when using our planning strategy (Section 5).

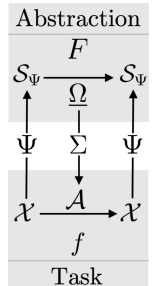
We first characterize an abstract state space \mathcal{S}_Ψ and a transformation from states in \mathcal{X} to abstract states. Next, we describe an abstract action space Ω and an abstract transition model $F : \mathcal{S}_\Psi \times \Omega \rightarrow \mathcal{S}_\Psi$ that can be used to plan in the abstract space. Finally, we define samplers Σ for refining abstract actions back into \mathcal{A} , so that abstract plans can guide planning in the task. See the diagram on the right for a summary.

(1) An abstract state space. We use a set of predicates Ψ (as defined in Section 2) to induce an abstract state space \mathcal{S}_Ψ . Recalling that a ground atom $\underline{\psi}$ induces a classifier $c_{\underline{\psi}}$ over states $x \in \mathcal{X}$, we have:

Definition 1 (Abstract state). An abstract state s is the set of ground atoms under Ψ that hold true in x :

$$s = \text{ABSTRACT}(x, \Psi) \triangleq \{\underline{\psi} : c_{\underline{\psi}}(x) = \text{true}, \forall \psi \in \Psi\}.$$

The (discrete) abstract state space induced by Ψ is denoted \mathcal{S}_Ψ . Throughout this work, we use predicate sets Ψ that are supersets of the given goal predicates Ψ_G . However, only the goal predicates are given, and they alone are typically very



limited; in Section 5, we will discuss how the agent can use data to *invent predicates* that will make up the majority of Ψ . See Figure 1 (first panel) for an example of a predicate set Ψ , made up of goal predicates and learned predicates.

(2) An abstract action space and abstract transition model. We address both by having the agent learn operators:

Definition 2 (Operator). *An operator is a tuple $\omega = \langle \text{PAR}, \text{PRE}, \text{EFF}^+, \text{EFF}^-, \text{CON} \rangle$ where:*

- PAR is an ordered list of parameters: variables with types drawn from the type set Λ .
- $\text{PRE}, \text{EFF}^+, \text{EFF}^-$ are preconditions, add effects, and delete effects respectively, each a set of lifted atoms over Ψ and PAR .
- CON is a tuple $\langle C, \text{PAR}_{\text{CON}} \rangle$ where $C((\lambda_1, \dots, \lambda_v), \Theta) \in \mathcal{C}$ is a controller and PAR_{CON} is an ordered list of controller arguments, each a variable from PAR . Furthermore, $|\text{PAR}_{\text{CON}}| = v$, and each argument i must be of the respective type λ_i .

We denote the set of operators as Ω . See Figure 1 (second panel) for an example. Unlike in STRIPS [11], our operators are augmented with controllers and controller arguments, which will help us connect to the task actions in (3) below. Now, given a task with object set \mathcal{O} , the set of all *ground operators* defines our (discrete) abstract action space for a task:

Definition 3 (Ground operator / abstract action). *A ground operator $\underline{\omega} = \langle \omega, \delta \rangle$ is an operator ω and a substitution $\delta : \text{PAR} \rightarrow \mathcal{O}$ mapping parameters to objects. We use $\underline{\text{PRE}}, \underline{\text{EFF}}^+, \underline{\text{EFF}}^-$, and $\underline{\text{PAR}}_{\text{CON}}$ to denote the ground preconditions, ground add effects, ground delete effects, and ground controller arguments of $\underline{\omega}$, where variables in PAR are substituted with objects under δ .*

We denote the set of ground operators (the abstract action space) as $\underline{\Omega}$. Together with the abstract state space \mathcal{S}_{Ψ} , the preconditions and effects of the operators induce an abstract transition model for a task:

Definition 4 (Abstract transition model). *The abstract transition model induced by predicates Ψ and operators Ω is a partial function $F : \mathcal{S}_{\Psi} \times \underline{\Omega} \rightarrow \mathcal{S}_{\Psi}$. $F(s, \underline{\omega})$ is only defined if $\underline{\omega}$ is applicable in s : $\underline{\text{PRE}} \subseteq s$. If defined, $F(s, \underline{\omega}) \triangleq (s - \underline{\text{EFF}}^-) \cup \underline{\text{EFF}}^+$.*

(3) A mechanism for refining abstract actions into task actions. Observe that a ground operator $\underline{\omega}$ induces a partially specified controller, $C((o_1, \dots, o_v), \Theta)$ with $(o_1, \dots, o_v) = \underline{\text{PAR}}_{\text{CON}}$, where object arguments have been selected but continuous parameters Θ have not. To *refine* this abstract action $\underline{\omega}$ into a task-level action $a = C((o_1, \dots, o_v), \theta)$, we use *samplers*:

Definition 5 (Sampler). *Each operator $\omega \in \Omega$ is associated with a sampler $\sigma : \mathcal{X} \times \mathcal{O}^{|\text{PAR}|} \rightarrow \Delta(\Theta)$, where $\Delta(\Theta)$ is the space of distributions over Θ , the continuous parameters of the operator’s controller.*

Definition 6 (Ground sampler). *For each ground operator $\underline{\omega} \in \underline{\Omega}$, if $\underline{\omega} = \langle \omega, \delta \rangle$ and σ is the sampler associated with ω , then the ground sampler associated with $\underline{\omega}$ is a state-conditioned distribution $\underline{\sigma} : \mathcal{X} \rightarrow \Delta(\Theta)$, where $\underline{\sigma}(x) \triangleq \sigma(x, \delta(\text{PAR}))$.*

We denote the set of samplers as Σ . See Figure 1 (third panel) for an example.

What connects the transition model f , abstract transition model F , and samplers Σ ? While previous works enforce the downward refinability property [8, 12, 13, 14], it is important in robotics to be robust to violations of this property, since learned abstractions will typically lose critical geometric information. Therefore, we only require our learned abstractions to satisfy the following *weak semantics*: for every ground operator $\underline{\omega}$ with partially specified controller $C((o_1, \dots, o_v), \Theta)$ and associated ground sampler $\underline{\sigma}$, there exists some $x \in \mathcal{X}$ and some θ in the support of $\underline{\sigma}(x)$ such that $F(s, \underline{\omega})$ is defined and equals s' , where $s = \text{ABSTRACT}(x, \Psi)$, $a = C((o_1, \dots, o_v), \theta)$, and $s' = \text{ABSTRACT}(f(x, a), \Psi)$. Note that downward refinability [8] makes a much stronger assumption: that this statement holds for *every* $x \in \mathcal{X}$ where $F(s, \underline{\omega})$ is defined.

4 Bilevel Planning with Relational Abstractions

To use the components of an abstraction — predicates Ψ , operators Ω , and samplers Σ — for efficient planning, we build on *bilevel* planning techniques [9, 10]. We conduct an outer search over *abstract plans* using the predicates and operators, and an inner search over refinements of an abstract plan into a task solution π using the predicates and samplers.

Definition 7 (Abstract plan). *An abstract plan $\hat{\pi}$ for a task $\langle \mathcal{O}, x_0, g \rangle$ is a sequence of ground operators $(\omega_1, \dots, \omega_n)$ such that applying the abstract transition model $s_i = F(s_{i-1}, \omega_i)$ successively starting from $s_0 = \text{ABSTRACT}(x_0, \Psi)$ results in a sequence of abstract states (s_0, \dots, s_n) that achieves the goal, i.e., $g \subseteq s_n$. This (s_0, \dots, s_n) is called the expected abstract state sequence.*

Because downward refinability does not hold in our setting, an abstract plan $\hat{\pi}$ is *not* guaranteed to be refinable into a solution π for the task, which necessitates bilevel planning. We now describe the planning algorithm in detail.

4.1 Algorithm Description

The overall structure of the planner is outlined in Algorithm 1. For the outer search that finds abstract plans $\hat{\pi}$, denoted GENABSTRACTPLAN (Alg. 1, Line 2), we leverage the STRIPS-style operators and predicates [11] to automatically derive a domain-independent heuristic popularized by the AI planning community, such as LMCut [22]. We use this heuristic to run an A* search over the abstract state space \mathcal{S}_{Ψ} and abstract action space $\underline{\Omega}$. This A* search is used as a generator

(hence the name GENABSTRACTPLAN) of abstract plans $\hat{\pi}$, outputting one at a time¹. Parameter n_{abstract} governs the maximum number of abstract plans that can be generated before the planner terminates with failure.

For each abstract plan $\hat{\pi}$, we conduct an inner search that attempts to REFINES (Alg. 1, Line 3) it into a solution π (a plan that achieves the goal under the transition model f). While various implementations of REFINES are possible [18], we follow Srivastava et al. [10] and perform a backtracking search over the abstract actions $\omega_i \in \hat{\pi}$. Recall that each ω_i induces a partially specified controller $C_i((o_1, \dots, o_v)_i, \Theta_i)$ and has an associated ground sampler σ_i . To begin the search, we initialize an indexing variable i to 1. On each step of search, we sample continuous parameters $\theta_i \sim \sigma_i(x_{i-1})$, which fully specify an action $a_i = C_i((o_1, \dots, o_v)_i, \theta_i)$. We then check whether $x_i = f(x_{i-1}, a_i)$ obeys the expected abstract state sequence, i.e., whether $s_i = \text{ABSTRACT}(x_i, \Psi)$. If so, we continue on to $i \leftarrow i+1$. Otherwise, we repeat this step, sampling a new $\theta_i \sim \sigma_i(x_{i-1})$. Parameter n_{samples} governs the maximum number of times we invoke the sampler for a single value of i before backtracking to $i \leftarrow i-1$. REFINES succeeds if the goal g holds when $i = |\hat{\pi}|$, and fails when i backtracks to 0.

If REFINES succeeds given a candidate $\hat{\pi}$, the planner terminates with success (Alg. 1, Line 4) and returns the plan $\pi = (a_1, \dots, a_{|\hat{\pi}|})$. Crucially, if REFINES fails, we continue with GENABSTRACTPLAN to generate the next candidate $\hat{\pi}$. In the taxonomy of task and motion planners (TAMP), this approach is in the “search-then-sample” category [9, 10, 26]. As we have described it, this planner is *not* probabilistically complete, because abstract plans are not revisited. Furthermore, there is no propagation of information about failures in the inner search back to the outer search. Extensions to ensure completeness and improve practical performance are straightforward [18], but are not our focus in this work.

4.2 Discussion: The Virtues of Abstractions in Bilevel Planning

We have seen in Section 4.1 that our bilevel planning algorithm uses search in the abstract transition space as a form of guidance. But how exactly are the state and action abstractions being leveraged? We identify four key ways:

- **Pruning unlikely candidate plans.** The REFINES procedure is only run on abstract plans $\hat{\pi}$, which by definition achieve the goal at the abstract level. Therefore, sequences of abstract actions that do not achieve the goal are never sent to REFINES. This can greatly improve efficiency because REFINES can be expensive (e.g., it may require collision checking).
- **AI planning heuristics.** Because our abstractions are symbolic (i.e., predicate- and operator-based), our A^* search is informed by domain-independent AI planning heuristics. This greatly reduces the search space over the abstractions, which once again serves to reduce the number of calls to the REFINES procedure, providing large gains in efficiency.
- **Targeted samplers.** Because each ground sampler is associated with a ground operator, it specializes in producing continuous parameters that achieve that ground operator’s effects. This means the ground samplers are able to guide the REFINES procedure to “follow” the expected abstract state sequence. For instance, consider an operator with two different groundings, one that has add effect `Holding(cup1)` and another that has add effect `Holding(plate1)`. When ground, the sampler for this operator can produce grasp poses specific to `cup1` and `plate1` respectively, e.g., based on object pose or shape information in the state that is provided as input to the sampler.
- **Dense subgoal sequence.** The expected abstract state sequence serves as a dense subgoal sequence for the REFINES procedure, in the sense that if there is ever a deviation from it, REFINES is able to resample and/or backtrack *immediately* (rather than, say, needing to roll out trajectories up to the end of the time horizon before testing the goal [20]).

The virtues described here only hold for certain “helpful” abstractions, whereas other abstractions may be *harmful* for planning (Section 5.4); this is an important consideration when learning abstractions, which we discuss next.

5 Learning Predicates, Operators, and Samplers

We now describe how to learn predicates Ψ , operators Ω , and samplers Σ data-efficiently, using the demonstrations \mathcal{D} .

5.1 Learning Operators

We begin by describing how to learn operators Ω , assuming that the full set of predicates Ψ is already learned. In Section 5.3, we will describe how to invent predicates beyond the goal predicates Ψ_G .

Our operator learning method is largely based on prior work [20, 27, 28]. We describe it here briefly and refer the reader to Appendix A.1 for an extended example. This method makes two restrictions on the representation that together lead to very efficient operator learning (linear time in the number of transitions in \mathcal{D}). First, for each CON and each possible effect set pair $(\text{EFF}^+, \text{EFF}^-)$, there is at most one operator with that $(\text{CON}, \text{EFF}^+, \text{EFF}^-)$. This restriction makes it impossible to learn multiple operators with different preconditions for the same controller and effect sets. Second, each parameter in PAR must appear in $\text{PAR}_{\text{CON}}, \text{EFF}^+$, or EFF^- . This restriction prevents modeling “indirect effects,” where some object

¹This usage of A^* search as a generator is related to the field of top- k planning [23, 24, 25]. We experimented with off-the-shelf top- k planners, but chose to use A^* because it was faster in our domains. Note that it is used heavily in the learning loop (Section 5.3).

impacts the execution of a controller without its own state being changed. Though these two restrictions are limiting, we are willing to accept them because predicate invention (Section 5.3) can compensate. For example, an invented predicate can quantify out an object that does not appear in the controller or the effects, to capture indirect effects.

With these restrictions established, we learn operators from our demonstrations \mathcal{D} and predicates Ψ in three steps. Note that each demonstration can be expressed as a sequence of transitions $\{(x, a, x')\}$, with $x, x' \in \mathcal{X}$ and $a \in \mathcal{A}$. First, we use Ψ to ABSTRACT all states x, x' in the demonstrations \mathcal{D} , creating a dataset of transitions $\{(s, a, s')\}$ with $s, s' \in \mathcal{S}_\Psi$. Next, we partition these transitions using the following equivalence relation: $(s_1, a_1, s'_1) \equiv (s_2, a_2, s'_2)$ if the effects and partially specified controllers *unify*, that is, if there exists a mapping between the objects such that $a_1, (s_1 - s'_1)$, and $(s'_1 - s_1)$ are equivalent to $a_2, (s_2 - s'_2)$, and $(s'_2 - s_2)$ respectively. This partitioning step automatically determines the number of operators that will ultimately be learned: each equivalence class will induce one operator. Furthermore, the parameters PAR, controller tuple CON, and effects ($\text{EFF}^+, \text{EFF}^-$) of the operators can now be established as follows. For each equivalence class, we create PAR by selecting an arbitrary transition (s, a, s') and replacing each object that appears in the controller or effects with a variable of the same type. This further induces a substitution $\delta : \text{PAR} \rightarrow \mathcal{O}$ for the objects \mathcal{O} in this transition; the CON, EFF^+ , and EFF^- are then created by applying δ to $a, (s' - s)$, and $(s - s')$ respectively. By construction, for all other transitions τ in the same equivalence class, there exists an injective substitution δ_τ under which the controller arguments and effects are equivalent to the newly created CON, EFF^+ , and EFF^- . We use these substitutions for the third and final step of operator learning: precondition learning. For this, we perform an intersection over all abstract states in each equivalence class [17, 20, 29]: $\text{PRE} \leftarrow \bigcap_{\tau=(s, \cdot, \cdot)} \delta_\tau^{-1}(s)$, where $\delta_\tau^{-1}(s)$ substitutes all occurrences of the objects in s with the parameters in PAR following an inversion of δ_τ , and discards any atoms involving objects that are not in the image of δ_τ . By this construction, only the parameters in PAR will be involved in PRE, as desired. With PAR, PRE, $\text{EFF}^+, \text{EFF}^-$, and CON now established for each equivalence class, we have completed the operators Ω .

Soundness. We note that for any predicates Ψ , the operator learning procedure is *sound* [14] over the data, in the following sense: for each transition $\tau = (x, a, x')$, there exists some ω , a learned operator ground with objects in x , such that $F(\text{ABSTRACT}(x, \Psi), \omega)$ is defined and equals $\text{ABSTRACT}(x', \Psi)$. To see this, recall that τ belongs to an equivalence class, and that this equivalence class was used to learn an operator ω . Now, we show that the desired ω is $\langle \omega, \delta_\tau \rangle$, where δ_τ is the injective parameter-to-object substitution defined above. The CON, EFF^+ , and EFF^- of ω exactly equal those in τ , by construction of the substitution δ_τ . Additionally, because PRE was formed by taking an intersection of abstract states that included $\text{ABSTRACT}(x, \Psi)$, it must be the case that $\text{PRE} \subseteq \text{ABSTRACT}(x, \Psi)$, since an intersection must be a subset of every constituent set. By Definition 4, then, the statement is satisfied. A corollary of this soundness property is that our learned abstractions are guaranteed to obey the semantics we defined in Section 3 with respect to the training data.

As a byproduct of operator learning, we have also determined “local” datasets for each operator, with each transition in the respective equivalence class defining an example of the operator’s preconditions, controller, and effects. We will use these local datasets and the corresponding substitutions δ_τ next, as we discuss learning samplers.

5.2 Learning Samplers

The role of a sampler $\sigma \in \Sigma$ is to *refine* its associated operator ω , suggesting continuous parameters of actions that will transition the environment from a state where the preconditions hold to a state where the effects follow. Recall that a sampler $\sigma : \mathcal{X} \times \mathcal{O}^{|\text{PAR}|} \rightarrow \Delta(\Theta)$ defines a conditional distribution $P(\theta \mid x, o_1, \dots, o_k)$, where θ are continuous parameters for the controller C in ω , and (o_1, \dots, o_k) represent a set of objects that could be used to ground ω , with $|\text{PAR}| = k$. Using the same demonstration dataset \mathcal{D} , we learn samplers of the following form, one per operator:

$$\sigma(x, o_1, \dots, o_k) = r_\sigma(x[o_1] \oplus \dots \oplus x[o_k]),$$

where $x[o]$ denotes the feature vector for o in x , the \oplus denotes concatenation, and r_σ is the model to be learned.

To learn samplers, we use the local datasets created during operator learning (Section 5.1), to create datasets for supervised sampler learning, with one dataset per sampler. Consider any (non-abstract) transition $\tau = (x, a, \cdot)$ in the equivalence class associated with an operator ω . To create a datapoint for the associated sampler, we can reuse the substitution δ_τ found during operator learning to create an input vector $x[\delta_\tau(v_1)] \oplus \dots \oplus x[\delta_\tau(v_k)]$, where $(v_1, \dots, v_k) = \text{PAR}$. The corresponding output for supervised learning is the continuous parameter vector θ in the action a .

With these datasets created, one could use any method for multidimensional distributional regression to learn each r_σ . In this work, we learn two neural networks to parameterize each sampler. The first neural network takes in $x[o_1] \oplus \dots \oplus x[o_k]$ and regresses to the mean and covariance matrix of a Gaussian distribution over θ ; here, we are assuming that the desired distribution has nonzero measure, but the covariances can be arbitrarily small in practice. This neural network is a sampler in its own right, but its expressive power is limited, e.g., to unimodal distributions. To improve representational capacity, we learn a second neural network that takes in $x[o_1] \oplus \dots \oplus x[o_k]$ and θ , and returns true or false. This classifier is then used to rejection sample from the first network. To create negative examples, we use all transitions τ' such that the controller in τ' matches that in CON, but the effects in τ' are different from $(\text{EFF}^+, \text{EFF}^-)$.

PLAN($x_0, g, \Psi, \Omega, \Sigma$)

```

1 // Parameters:  $n_{\text{abstract}}, n_{\text{samples}}$ .
2  $s_0 \leftarrow \text{ABSTRACT}(x_0, \Psi)$ 
3 for  $\hat{\pi}$  in GENABSTRACTPLAN( $s_0, g, \Omega, n_{\text{abstract}}$ ) do
4   if REFINES( $\hat{\pi}, x_0, \Psi, \Sigma, n_{\text{samples}}$ ) succeeds w/ $\pi$  then
     return  $\pi$ 

```

Algorithm 1: Pseudocode for our bilevel planning algorithm. The inputs are an initial state x_0 , goal g , predicates Ψ , operators Ω , and samplers Σ ; the output is a plan π . An outer loop runs GENABSTRACTPLAN, which generates plans in the abstract state and action spaces. An inner loop runs REFINES, which attempts to concretize each abstract plan $\hat{\pi}$ into a plan π . If REFINES succeeds, then the found plan π is returned as the solution; if REFINES fails, then GENABSTRACTPLAN continues. See Section 4.1 for details. The use of an abstraction helps guide planning in the continuous task spaces, making it more efficient in several ways, as discussed in Section 4.2.

ESTIMATETOTALPLANNINGTIME($x_0, g, \Psi, \Omega, \pi^*$)

```

1 // Note: does not take in samplers!
2 // Parameters:  $n_{\text{abstract}}, t_{\text{upper}}$ .
3  $s_0 \leftarrow \text{ABSTRACT}(x_0, \Psi)$ 
4  $p_{\text{terminate-here}} \leftarrow 0.0$ 
5  $t_{\text{expected}} \leftarrow 0.0$ 
6 for  $\hat{\pi}$  in GENABSTRACTPLAN( $s_0, g, \Omega, n_{\text{abstract}}$ ) do
7    $p_{\text{refined}} \leftarrow \text{ESTIMATEREFINEPROB}(\hat{\pi}, \pi^*)$ 
8    $p_{\text{terminate-here}} \leftarrow (1 - p_{\text{terminate-here}}) \cdot p_{\text{refined}}$ 
9    $t_{\text{iter}} \leftarrow \text{ESTIMATETIME}(\hat{\pi}, x_0, \Psi, \Omega)$ 
10   $t_{\text{expected}} \leftarrow t_{\text{expected}} + p_{\text{terminate-here}} \cdot t_{\text{iter}}$ 
11   $t_{\text{expected}} \leftarrow t_{\text{expected}} + (1 - p_{\text{terminate-here}}) \cdot t_{\text{upper}}$ 
12 return  $t_{\text{expected}}$ 

```

Algorithm 2: Pseudocode for our predicate invention proxy objective. The structure mimics that of Algorithm 1, with commonalities shown in blue. See Section 5.3.1 for details.

5.3 Inventing Predicates via Local Search over a Grammar

We have described how we can learn action abstractions and samplers for refinement when a state abstraction Ψ is provided. Now, we describe how such a state abstraction can be learned via predicate invention, completing our pipeline.

Inspired by prior work [16, 17, 29], we approach the predicate invention problem from a program synthesis perspective [30, 31, 32, 33]. First, we define a compact representation of an infinite space of predicates in the form of a *grammar*. We then enumerate a large pool of *candidate predicates* from this grammar, with simpler candidates enumerated first. Next, we perform a *local search* over subsets of candidates, with the aim of identifying a good final subset to use as Ψ . The crucial question in this step is: what *objective function* should we use to guide the search over candidate predicate sets? We begin with this last question, then work backward from there, in Sections 5.3.1 through 5.3.3.

5.3.1 Scoring a Candidate Predicate Set

Ultimately, we want to find a set of predicates Ψ that will lead to effective and efficient planning, after we use the predicates to learn operators Ω and samplers Σ . The real objective we want to minimize can be expressed as:

$$J_{\text{real}}(\Psi) \triangleq \mathbb{E}_{(\mathcal{O}, x_0, g) \sim \mathcal{T}} [\text{TIME}(\text{PLAN}(x_0, g, \Psi, \Omega, \Sigma))],$$

where Ω and Σ are learned using Ψ as we described in Sections 5.1 and 5.2, PLAN is the algorithm described in Section 4, and TIME(\cdot) measures the time that PLAN takes to find a solution². However, we need an objective that can be used to guide a *search* over candidate predicate sets, meaning the objective must be evaluated many times. Unfortunately, J_{real} is far too expensive for this, due to two speed bottlenecks: sampler learning, which involves training several neural networks; and the repeated calls to REFINES from within PLAN, which each perform backtracking search over an abstract plan. To overcome this intractability, we propose to use a *proxy objective* J_{proxy} , one that is cheaper to evaluate than J_{real} , but that approximately preserves the ordering over predicate sets, i.e., $J_{\text{proxy}}(\Psi) < J_{\text{proxy}}(\Psi') \iff J_{\text{real}}(\Psi) < J_{\text{real}}(\Psi')$.

Identifying a proxy objective that balances the trade-off between tractability and fidelity to J_{real} can be very challenging. In the course of our research, we considered many options inspired by prior work, including per-operator prediction error [12, 34], bisimulation [17, 29], and inverse planning-based objectives [35, 36], but found them all to be divergent from J_{real} , leading to poor performance (see the baselines in Section 6). Our main insight was based on the following observation: although sampler learning and REFINES are slow, operator learning and abstract search (on the training tasks) are both fast — operator learning takes time linear in the size of the dataset, and abstract search is guided by powerful AI planning heuristics. Therefore, we can use these to design a proxy objective J_{proxy} that mirrors J_{real} , but with cheap approximation schemes to avoid the two bottlenecks.

In particular, we will consider a proxy objective that *estimates* the time it would take to solve the training tasks under the abstraction induced by a candidate predicate set Ψ , without using samplers or doing refinement. Recalling that our dataset \mathcal{D} has one demonstration π^* for each training task (\mathcal{O}, x_0, g) , we propose the following proxy objective:

$$J_{\text{proxy}}(\Psi) \triangleq \frac{1}{|\mathcal{D}|} \sum_{(\mathcal{O}, x_0, g, \pi^*) \in \mathcal{D}} [\text{ESTIMATETOTALPLANNINGTIME}(x_0, g, \Psi, \Omega, \pi^*)].$$

²If no plan can be found (e.g., a task is infeasible under the abstraction), TIME would return a large constant representing a timeout.

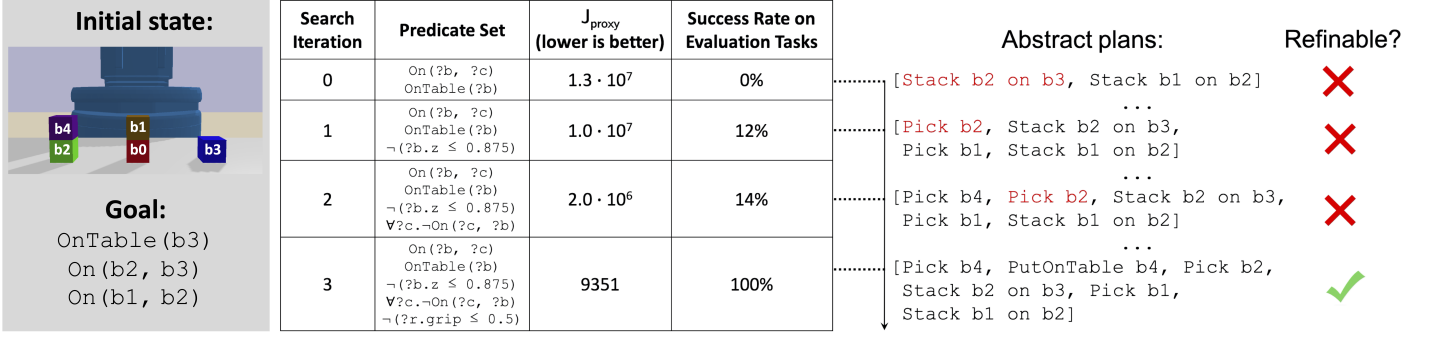


Figure 2: **Predicate invention via hill climbing.** (Left) An example task in Blocks. (Middle) Hill climbing over predicate sets, starting with the goal predicates Ψ_G . On each iteration, the single predicate that improves J_{proxy} the most is added to the set. The rightmost table column shows success rates under a 10-second timeout on a held-out set of evaluation tasks. These tasks are *not* part of the learning algorithm; we include them here only to make the point that the evaluation performance improves as J_{proxy} decreases. (Right) Abstract plans generated by planning in the example task (left) with each predicate set (middle). Each iteration of hill climbing adds a predicate that causes all abstract plans above the dotted line to be pruned from consideration. At iteration 0, the robot believes it can achieve the goal by simply stacking b2 on b3 and b1 on b2, even though it hasn't picked up either block. The first step of this abstract plan (shown in red) is, thus, unrefinable. At iteration 1, a predicate with the intuitive meaning *Holding* is added, which makes the A* only consider abstract plans that pick up blocks before stacking them. Still, the abstract plan shown is unrefinable on the first step because b4 is obstructing b2 in the initial state. At iteration 2, a predicate with the intuitive meaning *NothingAbove* is added, which allows the agent to realize that it must move b4 out of the way if it wants to pick up b2. This plan is still unrefinable, though: the second step fails, because the abstraction still does not recognize that the robot cannot be holding two blocks simultaneously. Finally, at iteration 3, a predicate with the intuitive meaning *HandEmpty* is added, and the abstract search finds a refinable plan to solve the task. This example shows that the predicates “prune away” unrefinable abstract plans, making planning more effective and efficient.

There are three key points to note about J_{proxy} , in comparison to J_{real} : (1) it estimates the expectation in J_{real} using an average over the training tasks; (2) it estimates planning times using the demonstration π^* of each training task; (3) it does not rely on samplers Σ . See Algorithm 2 for pseudocode of the key method, ESTIMATETOTALPLANNINGTIME.

To estimate the total planning time, we perform the same A* abstract search described in Section 4.1, using the operators Ω learned from Ψ (Alg. 2, Line 4). In the process, we keep track of two quantities: $p_{\text{terminate-here}}$, which is a probability estimating whether PLAN with learned samplers would terminate with success on this step; and t_{expected} , which approximates the cumulative time elapsed of PLAN thus far. Both quantities are initialized to 0 (Alg. 2, Lines 2-3).

To update $p_{\text{terminate-here}}$ on each abstract plan (Alg. 2, Lines 5-6), we must estimate both whether PLAN would have terminated *before* this step, and whether PLAN would terminate *on* this step. For the former, we can use $(1 - p_{\text{terminate-here}})$. For the latter, since PLAN terminates only if REFINE succeeds, we use a function called ESTIMATEREFINEPROB to approximate the probability of successfully refining the given abstract plan, if we were to learn samplers Σ and then call REFINE. While various implementations are possible, we use a simple strategy that leverages the demonstration:

$$\text{ESTIMATEREFINEPROB}(\hat{\pi}, \pi^*) \triangleq (1 - \epsilon)\epsilon^{|\text{COST}(\hat{\pi}) - \text{COST}(\pi^*)|}.$$

Here, $\epsilon > 0$ is a small constant (10^{-5} in our experiments), and $\text{COST}(\cdot)$ is in our case simply the number of actions in the plan, due to unitary costs. The intuition for this geometric distribution is as follows. Since the demonstration π^* is assumed to be near-optimal, an abstract plan $\hat{\pi}$ that is cheaper than π^* should look suspicious; if such a $\hat{\pi}$ were refinable, then the demonstrator would have likely used it to produced a better demonstration. If $\hat{\pi}$ is more expensive than π^* , then even though this abstraction would eventually produce a refinable abstract plan, it may take a long time for the outer loop of the planner, GENABSTRACTPLAN, to get to it (Section 4.1). We note that this scheme for estimating refinability is surprisingly minimal, in that it needs only the cost of each demonstration rather than its contents. While more sophisticated strategies could be helpful in general, this simple and cheap procedure worked well in our experiments.

To update t_{expected} on each abstract plan (Alg. 2, Lines 7-8), we use a function called ESTIMATETIME to approximate the time spent on this abstract plan, and weight the result of this function by $p_{\text{terminate-here}}$. To implement ESTIMATETIME, we sum up estimates of the *abstract search time* and of the *refinement time*. Since we are running abstract search, we can exactly measure its time; however, we use the cumulative number of nodes created by the A* search so far as a processor-independent estimate of this quantity, to avoid noise due to CPU speed. To estimate refinement time, recall that REFINE performs a backtracking search, and so over many calls to REFINE, the potentially several that fail will dominate the one or zero that succeed. Therefore, we estimate refinement time as a large constant (10^3 in our experiments) that captures the average cost of an exhaustive backtracking search. Note that even though this is a constant, the fact that it is multiplied by $p_{\text{terminate-here}}$ (Alg. 2, Line 8) means that its impact on the overall score will vary greatly based on the predicate set.

Before finishing, we add a final term to t_{expected} (Alg. 2, Line 9) corresponding to the probability that PLAN would fail to refine *any* skeleton ($t_{\text{upper}} = 10^5$ in our experiments). Finally, we return t_{expected} as our estimated planning time for a single training task (Alg. 2, Line 10). The expression for J_{proxy} sums up these return values over all the training tasks.

What is the ideal choice for n_{abstract} , the maximum number of abstract plans to consider within ESTIMATETOTALPLANNINGTIME? From an efficiency perspective, $n_{\text{abstract}} = 1$ is ideal, but otherwise, it is not obvious whether to prefer the value of n_{abstract} that will eventually be used with PLAN at evaluation time, or to instead prefer $n_{\text{abstract}} = \infty$. On one hand, we want ESTIMATETOTALPLANNINGTIME to be as much of a mirror image of PLAN as possible; on the other hand, some experimentation we conducted suggests that a larger value of n_{abstract} can smooth the objective landscape, which makes search easier. In practice, it may be advisable to treat n_{abstract} as a hyperparameter of the learning algorithm.

The proxy objective J_{proxy} we proposed calculates and combines two characteristics of a candidate predicate set Ψ : (1) abstract plan cost “error,” i.e., $|\text{COST}(\hat{\pi}) - \text{COST}(\pi^*)|$; and (2) abstract planning time, i.e., number of nodes created during A^* . The first feature uses only the costs of the demonstrated plans, while the second feature does not use the demonstrated plans at all. In Figure 4 of Appendix A.3, we conduct an empirical analysis to further unpack the contribution of these two features to the overall proxy objective, finding them to be helpful together but insufficient individually.

5.3.2 Local Search over Candidate Predicate Sets using the Proxy Objective

With our proxy objective J_{proxy} established, we turn to the question of how to best optimize it. The empirical analysis in Figure 4 of Appendix A.3 shows that J_{proxy} is *smooth* as predicates are added to Ψ , which motivates the idea of using local search as our optimizer. Specifically, we perform simple hill climbing, which has the benefit of being much more efficient than potential alternatives such as enforced hill climbing or greedy best-first search. We initialize search with the given goal predicates $\Psi_0 \leftarrow \Psi_G$, and add a single new predicate ψ from the candidate pool on each step i :

$$\Psi_{i+1} \leftarrow \underset{\psi \notin \Psi_i}{\operatorname{argmin}} J_{\text{proxy}}(\Psi_i \cup \{\psi\}).$$

We repeat until no improvement can be found, and use the last predicate set as our final Ψ .

See Figure 2 for a real example of predicate invention via hill climbing search, taken from our experiments in the Blocks environment.

5.3.3 Designing a Grammar of Predicates

Designing a grammar of predicates can in general be difficult, since there is a tradeoff between the expressivity of the grammar and the practicality of searching over it. For our experiments, we found that a simple grammar with the following production rules, similar to those of Pasula et al. (2007) [12], suffices:

- The base grammar includes two kinds of predicates: all the goal predicates Ψ_G , and *single-feature inequality classifiers*. These inequality classifiers are less-than-or-equal-to expressions that compare a constant against an individual feature dimension from $\{1, \dots, d(\lambda)\}$, for some object type $\lambda \in \Lambda$. For the constant, we consider an infinite stream of numbers in the pattern $0.5, 0.25, 0.75, 0.125, 0.375, 0.625, 0.875, \dots$, which represent *normalized* values of the feature, based on the range of values it takes on across all states in the dataset \mathcal{D} . We use this pattern because we want our grammar to describe an infinite stream of classifiers, starting from the median values in \mathcal{D} . As an example, a type `block` might have a feature dimension corresponding to its `size`, and a classifier could be `block.size ≤ 0.5`. All goal predicates have cost 0. All single-feature inequality classifiers have cost computed based on the normalized constant, with cost 0 for constant 0.5, cost 1 for constants 0.25 and 0.75, cost 2 for constants 0.125, 0.375, 0.625, 0.875, etc.
- We include all negations of predicates in the base grammar. Negating a predicate adds a cost of 1.
- We include two types of universally quantified predicates over the predicates thus far: (1) quantifying over all variables, and (2) quantifying over all but one variable. An example of the first is $P() = \forall ?x, ?y. \text{On}(?x, ?y)$, while an example of the second is $P(?y) = \forall ?x. \text{On}(?x, ?y)$. Universally quantifying adds a cost of 1.
- We include all negations of universally quantified predicates. Negating a predicate adds a cost of 1.
- Following prior work [17], we prune out candidate predicates if they are equivalent to any previously enumerated predicate, in terms of all groundings that hold in every state in the dataset \mathcal{D} . Finally, we discard the goal predicates Ψ_G from the grammar, since they are included in every candidate predicate set Ψ of our search already.

See Figure 1 and Appendix A.3 for many examples of the kinds of predicates our grammar can generate. Note that there are many concepts this grammar cannot represent, such as relationships between two objects or two features of the same object, but it is nevertheless rich enough to capture a wide class of state abstractions in practice. For instance, existential quantification can be expressed by composing a negation, a universal quantification, and another negation.

The costs accumulated over the production rules lead us to a final cost associated with each predicate ψ , denoted $\text{PEN}(\psi)$, where a higher cost represents a predicate with higher complexity. These costs are akin to (unnormalized) negative log probabilities in a probabilistic context-free grammar (PCFG). For improved generalization to held-out tasks, we use the costs to regularize J_{proxy} during local search, with a weight small enough to primarily prevent the addition of

“neutral” predicates that neither harm nor hurt J_{proxy} . The regularization term is $J_{\text{reg}}(\Psi) \triangleq w_{\text{reg}} \sum_{\psi \in \Psi} \text{PEN}(\psi)$, where $w_{\text{reg}} = 10^{-4}$ in our experiments. To generate our candidate predicate set for local search (Section 5.3.2), we enumerate n_{grammar} predicates from the grammar, in order of increasing cost. In our experiments, we use $n_{\text{grammar}} = 200$.

5.4 Discussion: The Potential Vices of Learned Abstractions in Bilevel Planning

In Section 4.2, we saw several ways that abstractions can aid bilevel planning. As we conclude our discussion on learning, we emphasize that not all abstractions are equally helpful; in fact, some can be actively harmful, for several reasons:

- **Abstract state space can become large.** With each new predicate added to Ψ during predicate invention, the size of the abstract state space grows combinatorially, slowing down abstract search.
- **Abstract action space can become large.** Similarly, additional predicates added to Ψ will often lead to additional learned operators, which grows the abstract action space, in turn increasing the branching factor of abstract search.
- **Bilevel planning can spend more time on worse abstract plans.** Even with constant size, different state and action abstractions can lead to radically different planning performance. For example, in the abstract search, the heuristic induced by the learned predicates and operators can have an enormous impact on the time required to find abstract plans; also, those abstract plans will vary in refinability depending on the predicates and operators.
- **Generalization may suffer.** If abstraction learning overfits to the training data, planning may fail to generalize to held-out evaluation tasks. For example, overly specific preconditions may prevent the use of a necessary controller.

Furthermore, the vices or virtues of any given abstraction depend on the properties of the environment, task distribution, and planner. These observations make a strong case for the type of abstraction learning we have discussed in this section, which is both “task-aware” and “planner-aware,” reasoning explicitly about optimizing the efficiency of the planner.

6 Experiments

Our experiments are designed to answer the following questions: **(Q1)** To what extent do our learned abstractions help both the effectiveness and the efficiency of planning, and how do they compare to abstractions learned using other objective functions? **(Q2)** How do our learned state abstractions compare in performance to manually designed state abstractions? **(Q3)** How data-efficient is learning, with respect to the number of demonstrations? **(Q4)** Do our abstractions vary as we change the planner configuration, and if so, how?

6.1 Experimental Setup

We evaluate ten methods across four robotic planning environments. All experiments were conducted on a quad-core Intel Xeon Platinum 8260 processor, and all results are averaged over 10 random seeds, which vary the training and evaluation tasks, random initializations during learning, and tiebreaking during planning. For each seed, in all four environments, we sample a set of 50 *evaluation tasks* from the task distribution \mathcal{T} , with hyperparameters chosen to involve more objects and harder goals than were seen at training. Our key measures of *effective and efficient planning* are (1) success rate and (2) wall-clock time. Planning is limited to a 10-second timeout across all environments and methods.

Environments. We now briefly describe the environments, with further details (including state and action spaces) in Appendix A.2. The first three environments were established in prior work by Silver et al. [34], but in that work, all state abstractions were manually defined (we use the same state abstractions for our Manual baseline below).

- **PickPlace1D.** In this toy environment, a robot must pick blocks and place them onto target regions along a table surface. All pick and place poses are in a 1D line. Evaluation tasks require 1-4 actions to solve.
- **Blocks.** In this environment, a robot in 3D must interact with blocks on a table to assemble them into towers. This is a robotics adaptation of the blocks world domain in AI planning. Evaluation tasks require 2-20 actions to solve.
- **Painting.** In this challenging environment, a robot in 3D must pick, wash, dry, paint, and place widgets into either a box or a shelf, as specified by the goal. Evaluation tasks require 11-25 actions to solve.
- **Tools.** In this challenging environment, a robot operating on a 2D table surface must assemble contraptions by fastening screws, nails, and bolts, using a provided set of screwdrivers, hammers, and wrenches respectively. This environment has physical constraints outside the scope of our predicate grammar, and therefore tests the learner’s ability to be robust to an insurmountable lack of downward refinability. Evaluation tasks require 7-20 actions to solve.

Methods. The methods we evaluate are: ours, six baselines, a manually designed state abstraction, and two ablations.

- **Ours.** Our main approach, which learns abstractions and uses them to guide planning on the evaluation tasks.
- **Bisimulation.** A baseline that learns abstractions by approximately optimizing the *bisimulation criteria* [37], as in prior work [17]. Specifically, this baseline learns abstractions that minimize the number of transitions in the demonstrations where the abstract transition model F is applicable but makes a misprediction about the next abstract state. Note that because goal predicates are given, the criterion regarding goal distinguishability is satisfied under any abstraction.

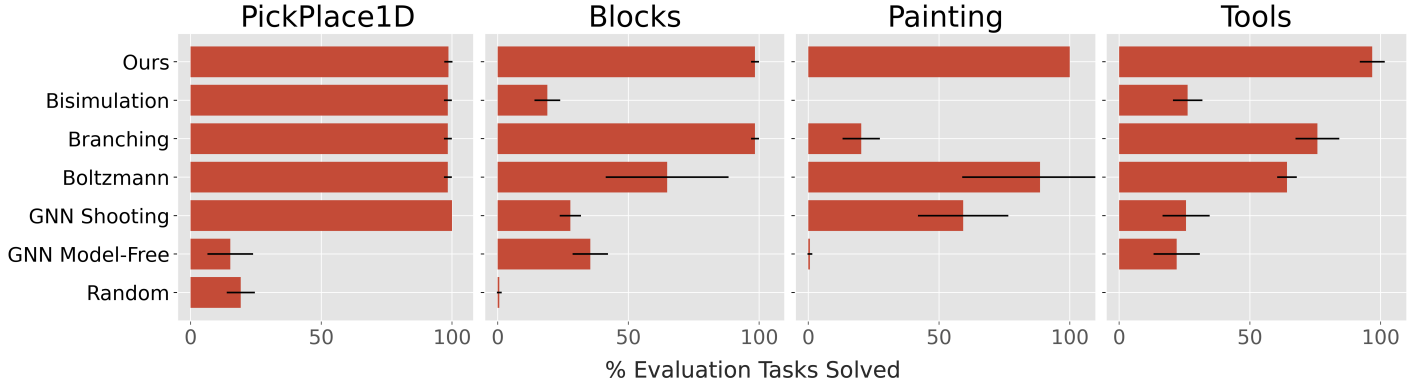


Figure 3: **Ours versus baselines.** Percentage of 50 evaluation tasks solved under a 10-second timeout, for all four environments. All results are averaged over 10 seeds. Horizontal black bars denote standard deviations. Learning times and additional metrics are reported in Appendix A.3. We can see that our learned abstractions (Ours) perform extremely well compared to all six baselines.

Environment	Ours			Manual			Down Eval			No Invent		
	Succ	Node	Time	Succ	Node	Time	Succ	Node	Time	Succ	Node	Time
PickPlace1D	98.6	4.8	0.006	98.4	6.5	0.045	98.6	4.8	0.008	39.6	14.1	1.369
Blocks	98.4	2949	0.296	98.6	2941	0.251	98.2	2949	0.318	3.2	427.7	1.235
Painting	100.0	501.8	0.470	99.6	2608	0.464	98.8	489.0	0.208	0.0	–	–
Tools	96.8	1897	0.457	100.0	4771	0.491	42.8	152.5	0.060	0.0	–	–

Table 1: **Ours versus Manual and ablations.** Percentage of 50 evaluation tasks solved under a 10-second timeout (Succ), number of nodes created during GENABSTRACTPLAN (Node), and wall-clock planning time in seconds (Time). All results are averaged over 10 seeds. The Node and Time columns average over *solved tasks only*. Standard deviations are provided in Appendix A.3. These ablations confirm that abstraction learning and bilevel planning contribute to the strong performance of Ours.

- **Branching.** A baseline that learns abstractions by optimizing the *branching factor* of planning. Specifically, this baseline learns abstractions that aim to minimize the total number of applicable operators over states in the demonstrations.
- **Boltzmann.** A baseline that assumes the demonstrator is acting *noisily rationally* with respect to the cost-to-go under the (unknown) optimal abstractions. Specifically, for any candidate abstraction in our search, we compute the probability of the demonstration under a Boltzmann policy, with the AI planning heuristic used as a proxy for the true cost-to-go; we seek to maximize this probability. This baseline is inspired by work on inverse planning [36, 38].
- **GNN Shooting.** A baseline that trains a graph neural network [39] policy. This GNN takes in the current state x , abstract state $s = \text{ABSTRACT}(x, \Psi_G)$, and goal g . It outputs an action a , via a one-hot vector over \mathcal{C} corresponding to which controller to execute, one-hot vectors over all objects at each discrete argument position, and a vector of continuous arguments. We train the GNN using behavior cloning on the data \mathcal{D} . At evaluation time, we sample trajectories by treating the outputted continuous arguments as the mean of a Gaussian with fixed variance. We use the known transition model f to check if the goal is achieved, and repeat until the planning timeout is reached.
- **GNN Model-Free.** A baseline that uses the same trained GNN as above, but at evaluation time, directly executes the policy. This has the advantage of being more efficient during evaluation than GNN Shooting, but is less effective.
- **Random.** A baseline that simply executes a random controller with random arguments on each step. No learning.
- **Manual.** An oracle approach that plans with manually designed state abstractions (predicates) for each environment.
- **Down Eval.** An ablation of Ours that uses $n_{\text{abstract}} = 1$ during evaluation only, in PLAN (Algorithm 1).
- **No Invent.** An ablation of Ours that uses $\Psi = \Psi_G$, i.e., only goal predicates are used for the state abstraction.

Additional details. All sampler neural networks are fully connected, with two hidden layers of size 32 each, and trained with the Adam optimizer [40] for 1K epochs using learning rate 1e-3. The regressor networks are trained to predict a mean and covariance matrix of a multivariate Gaussian; this covariance matrix is restricted to be diagonal and PSD with an exponential linear unit [41]. For training the classifier networks, we subsample data to ensure a 1:1 balance between positive and negative examples. All AI planning heuristics are implemented using Pyperplan [42]; all experiments use the LMCut heuristic unless otherwise specified. The planning parameters are $n_{\text{abstract}} = 1000$ for Tools and 8 for the other environments, and $n_{\text{samples}} = 1$ for Tools and 10 for the other environments.

6.2 Results and Discussion

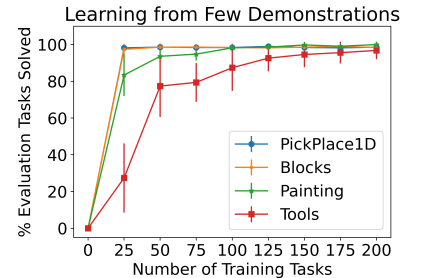
We provide real examples of learned predicates and operators for all environments in Appendix A.3.

Comparisons with baselines are shown in Figure 3, and allow us to answer (Q1): our method solves many more held-out tasks within the timeout. A major reason for this performance gap is that unlike the baselines, our proxy objective J_{proxy} explicitly takes into account the effectiveness and efficiency of bilevel planning with candidate abstractions. The lackluster performance of the bisimulation baseline is especially notable because of its prevalence in the literature [12, 13, 17, 29]. We examined its failure modes more closely and found that it consistently selects good predicates, but not *enough* of them. This is because requiring the operators to be a perfect predictive model in the abstract spaces is often not enough to ensure good planning performance. For example, in the Blocks environment, the goal predicates together with the predicate `Holding(?block)` are enough to satisfy bisimulation on our data, while other predicates like `Clear(?block)` and `HandEmpty()` are useful from a planning perspective. Considering now the GNN baselines, we see that while shooting with the transition model f is beneficial versus using the GNN as a raw policy, the performance is generally far worse than Ours. Additional experimentation we conducted suggests that the GNN gets better with around an order of magnitude more data; this is consistent with previous findings that such strategies are very data-hungry [43].

Table 1 compares Ours with Manual and the two ablations. We can address (Q2) by comparing Ours to Manual in this table, which shows that the learned abstractions are on par with, and sometimes *better than*, our hand-designed abstractions. To understand this, let us walk through an example from `PickPlace1D`, where our learned abstractions lead to a 10x improvement in planning time. Our manually designed predicate set contained `Held(?block)` and `HandEmpty()`, in addition to the always-given goal predicate `Covers(?block, ?target)`. In addition to inventing two predicates that are equivalent to `Held` and `HandEmpty`, Ours invented two more: $P3(?block) \triangleq \forall ?t. \neg \text{Covers} (?block, ?t)$, and $P4(?target) \triangleq \forall ?b. \neg \text{Covers} (?b, ?target)$. Intuitively, $P3$ means “the given block is not on any target,” while $P4$ means “the given target is clear.” These predicates turn out to be very useful from an abstract search perspective, because there is no use in moving a block once it is already on a target, and the robot cannot place a block on a target that is already occupied. So, the operators have more restrictive preconditions under the learned predicates, causing the A^* search to have lower branching factor. Furthermore, the inclusion of $P4$ prevents the planner from considering a non-refinable abstract plan that “parks” a held object on a target where another object must later be placed. This example illustrates that the learned abstractions are tailored to the task distribution; that is, our learning method is *task-aware*.

Next, we look at the performance of the ablations in Table 1. The results for No Invent show that, as expected, using the goal predicates as a standalone state abstraction is completely insufficient for most tasks. Comparing Ours to Down Eval shows that assuming downward refinability at evaluation time works for `PickPlace1D`, `Blocks`, and `Painting`, but not for `Tools`. We were surprised by this result because the manually designed abstractions for `PickPlace1D` and `Painting` are *not* downward refinable [34]. Upon inspection, we find that Ours learns abstractions that *are* downward refinable. For `PickPlace1D`, the learned “target clear” predicate leads to downward refinability, as discussed with $P4$ in the previous paragraph. For `Painting`, a learned “box lid open” predicate resolves the downward refinability issue discussed in prior work [34], where the position of the box lid (open or closed) was not modeled in the manual abstraction. In contrast, the abstractions learned by Ours for the `Tools` environment are not downward refinable; for example, it is not possible to determine whether a screwdriver’s shape is compatible with that of a screw, at the abstract level.

To address (Q3), the figure on the right clearly shows the data efficiency of Ours. Each point shows a mean over 10 seeds, with standard deviations shown as vertical bars. Recall that we provide a single demonstration for each training task. In most environments, the figure shows that we obtain very good evaluation performance within just 50 demonstrations, and this performance typically improves smoothly as the number of demonstrations increases. Generally, providing more demonstrations helps the following aspects of our system: (1) inventing fewer extraneous, overfitted predicates; (2) learning more accurate operator preconditions; (3) allowing the sampler neural networks to be trained on a larger amount of data.



To address (Q4), the table on the right shows an additional experiment we conducted, where we varied the AI planning heuristic used by the `GENABSTRACTPLAN` routine of our bilevel planner in the `Blocks` environment. Recall that our predicate invention method uses `GENABSTRACTPLAN` as well, so it too is affected by this heuristic change. All numbers show a mean over 10 seeds. Interestingly, while the gap in performance is limited when using `LMCut`, our system shows a massive improvement (over 30x fewer nodes created) versus Manual when using `hAdd`. These results are especially surprising because A^* with `hAdd` is generally considered inferior to other heuristic search algorithms.³ Inspecting the learned abstractions, we find that our approach invents four unary predicates with the intuitive meanings `Holding`, `NothingAbove`, `HandEmpty`, and `NotOnAnyBlock`, to supplement the given goal predicates `On` and `OnTable`. Comparing these to Manual, which has the same predicates and operators as those in the International Planning Competition (IPC) [44], we see the following differences: `Clear` is omitted⁴, and `NothingAbove` and `NotOnAnyBlock` are added.

Heuristic	Ours			Manual		
	Succ	Node	Time	Succ	Node	Time
LMCut	98.4	2949	0.296	98.6	2941	0.251
hAdd	98.6	121.6	0.115	97.8	3883	0.235

³We also experimented with GBFS instead of A^* , and `hFF`, `hSA`, and `hMax` instead of `hAdd`. A^* with `hAdd` performed the best by far.

⁴In the standard encoding, “clear” means “nothing above and not holding.”

We observe that `NothingAbove` and `NotOnAnyBlock` are logical transformations of predicates used in the standard IPC representation. This motivated us to run a separate, symbolic-only experiment, where we collected IPC blocks world problems and transformed them to use these learned predicates. We found that using A^* and `hAdd`, planning with our learned representations is much faster than planning with the IPC representations. For example, in the hardest problem packaged with Pyperplan, which contains 17 blocks, planning with our operators requires approximately 30 seconds and 841 node expansions, whereas planning with the standard encoding requires 560 seconds and 17,795 expansions. We also tried Fast Downward [45] (again with A^* and `hAdd`) on a much harder problem from IPC 2000 with 36 blocks. With our learned representations, planning succeeds in 12.5 seconds after approximately 7,000 expansions, whereas under the standard encoding the planner fails to find a plan within a 2 *hour* timeout. *See Appendix A.4 for the complete operators, as well as further insight into this discrepancy.* Note that all of these results are specific to Blocks, A^* , and `hAdd`, and that is exactly the point: even when using an unconventional combination of search algorithm and heuristic, our *planner-aware* method learns abstractions that optimize the efficiency of the given planner in the given environment.

7 Related Work

Our work continues a long line of research on learning state abstractions [2, 3, 4, 5, 6, 46, 47, 48, 49, 50] and action abstractions [27, 51, 52] for planning. Most relevant are works that learn symbolic state and action abstractions compatible with AI planners [13, 28, 29, 53, 54, 55, 56, 57, 58]. Our work is particularly influenced by Pasula et al. (2007), who use search through a concept language to invent symbolic state and action abstractions [12], and Konidaris et al. (2018), who discover symbolic abstractions by leveraging the initiation and termination sets of a provided set of options [51] that satisfy an abstract subgoal property [14, 59, 60]. However, these prior works assume the abstractions learned are “all you need” (downward refinability), and thus only perform sequential reasoning at the abstract level. Relatedly, the objectives used in these prior works are based on variations of auto-encoding, prediction error, or bisimulation, which stem from the perspective that the abstractions should *replace* planning in the original transition space, rather than *guide* it.

Recent works have also considered learning abstractions for multi-level planning, like those in the task and motion planning (TAMP) [9, 61] and hierarchical planning [62] literature. Some of these efforts consider learning symbolic action abstractions [34, 63, 64] or refinement strategies [18, 20, 65, 66, 67, 68]; our operator and sampler learning methods take inspiration from these prior works. Recent efforts by Loula et al. (2019) and Curtis et al. (2021) consider learning both state and action abstractions for TAMP, like we do [16, 17, 69]. The main distinguishing feature of our work is that our abstraction learning framework explicitly optimizes an objective that considers downstream planning efficiency.

More broadly, our work is situated within the larger research agenda of *learning to plan*. Other efforts in this space include heuristic learning [70, 71] (sometimes for TAMP [72, 73, 74]), learning to estimate the feasibility of abstract plans [75, 76], and learning to generate reductions of planning models [77, 78]. Our efforts are also related to neuro-symbolic approaches that make use of symbolic planners, often in the context of hierarchical reinforcement learning [79, 80, 81]; we differ in that the agent knows the environment transition model in our setting, but is trying to learn effective abstractions that making planning under that model *efficient*. A separate line of work studies learning symbolic planning models from plan traces [82, 83, 84]; we are also interested in learning planning models, but in our setting, the data and environment are continuous, and our symbolic models are used as abstractions for efficient planning. Finally, inverse planning [36, 38, 85] and inverse reinforcement learning [35, 86, 87, 88] study the problem of leveraging demonstrations to infer cost functions and, in turn, policies. In our setting, we also learn from demonstrations, but we differ in that we assume goals are known; the unknowns are effective state and action abstractions for planning in held-out tasks.

8 Conclusion and Future Work

In this paper, we have described a framework for learning abstractions that are optimized for effective and efficient bilevel planning. In experiments across four robotic planning environments, we showed that our framework learns relational, neuro-symbolic abstractions that generalize over object identities, efficiently solve long-horizon held-out tasks, and even outperform manually specified abstractions. We showed that these abstractions adapt to variations in the task and the planner. Key areas for future work include (1) relaxing the assumption that controllers are provided; (2) learning better abstractions from even fewer demonstrations by performing active learning to gather more data online; (3) expanding the expressivity of the grammar to learn more sophisticated predicates; and (4) applying the ideas presented in this paper to non-deterministic and/or partially observed planning problems. For (1), the literature on option learning [89, 90] provides a starting point; in our setting, it would be necessary to not only learn the initiation sets, policies, and termination conditions of the options [51], but also *segment* the demonstrations appropriately once options have been learned, since now these demonstrations would not contain actions. For (2), we hope to investigate how relational exploration algorithms [53, 91] might be useful as a mechanism for an agent to decide what actions to execute, toward the goal of building better state and action abstractions. For (3), we can take inspiration from program synthesis, especially methods that can learn programs with continuous parameters [33]. Finally, for (4) we would like to draw insights from recent advances in task and motion planning, in both the stochastic setting [92] and the partially observed setting [93].

References

- [1] Steven M LaValle. *Planning algorithms*. Cambridge University Press, 2006.
- [2] Richard Dearden and Craig Boutilier. Abstraction and approximate decision-theoretic planning. *Artificial Intelligence*, 89(1-2):219–283, 1997.
- [3] Thomas G Dietterich. State abstraction in maxq hierarchical reinforcement learning. In *Advances in Neural Information Processing Systems*, pages 994–1000, 2000.
- [4] Lihong Li, Thomas J Walsh, and Michael L Littman. Towards a unified theory of state abstraction for MDPs. *ISAIM*, 4(5):9, 2006.
- [5] George Konidaris and Andrew Barto. Efficient skill learning using abstraction selection. In *Twenty-First International Joint Conference on Artificial Intelligence*, 2009.
- [6] David Abel, D Ellis Hershkowitz, and Michael L Littman. Near optimal behavior via approximate state abstraction. *arXiv preprint arXiv:1701.04113*, 2017.
- [7] Nils J Nilsson et al. Shakey the robot. *SRI International Technical Report*, 1984.
- [8] Bhaskara Marthi, Stuart J Russell, and Jason Andrew Wolfe. Angelic semantics for high-level actions. In *ICAPS*, pages 232–239, 2007.
- [9] Caelan Reed Garrett, Rohan Chitnis, Rachel Holladay, Beomjoon Kim, Tom Silver, Leslie Pack Kaelbling, and Tomás Lozano-Pérez. Integrated task and motion planning. *Annual review of control, robotics, and autonomous systems*, 4: 265–293, 2021.
- [10] Siddharth Srivastava, Eugene Fang, Lorenzo Riano, Rohan Chitnis, Stuart Russell, and Pieter Abbeel. Combined task and motion planning through an extensible planner-independent interface layer. In *2014 IEEE international conference on robotics and automation (ICRA)*, pages 639–646. IEEE, 2014.
- [11] Richard E Fikes and Nils J Nilsson. STRIPS: A new approach to the application of theorem proving to problem solving. *Artificial intelligence*, 2(3-4):189–208, 1971.
- [12] Hanna M Pasula, Luke S Zettlemoyer, and Leslie Pack Kaelbling. Learning symbolic models of stochastic domains. *Journal of Artificial Intelligence Research*, 29:309–352, 2007.
- [13] Nikolay Jetchev, Tobias Lang, and Marc Toussaint. Learning grounded relational symbols from continuous data for abstract reasoning. In *Proceedings of the 2013 ICRA Workshop on Autonomous Learning*, 2013.
- [14] George Konidaris, Leslie Pack Kaelbling, and Tomas Lozano-Perez. From skills to symbols: Learning symbolic representations for abstract high-level planning. *Journal of Artificial Intelligence Research*, 61:215–289, 2018.
- [15] Aijun Bai, Siddharth Srivastava, and Stuart J Russell. Markovian state and action abstractions for MDPs via hierarchical MCTS. In *IJCAI*, pages 3029–3039, 2016.
- [16] João Loula, Tom Silver, Kelsey R Allen, and Josh Tenenbaum. Discovering a symbolic planning language from continuous experience. In *Annual Meeting of the Cognitive Science Society (CogSci)*, page 2193, 2019.
- [17] Aidan Curtis, Tom Silver, Joshua B Tenenbaum, Tomas Lozano-Perez, and Leslie Pack Kaelbling. Discovering state and action abstractions for generalized task and motion planning. *arXiv preprint arXiv:2109.11082*, 2021.
- [18] Rohan Chitnis, Dylan Hadfield-Menell, Abhishek Gupta, Siddharth Srivastava, Edward Groshev, Christopher Lin, and Pieter Abbeel. Guided search for task and motion plans using learned heuristics. In *2016 IEEE International Conference on Robotics and Automation (ICRA)*, pages 447–454. IEEE, 2016.
- [19] Beomjoon Kim, Leslie Kaelbling, and Tomás Lozano-Pérez. Guiding search in continuous state-action spaces by learning an action sampler from off-target search experience. In *Proceedings of the AAAI Conference on Artificial Intelligence*, 2018.
- [20] Rohan Chitnis, Tom Silver, Joshua B Tenenbaum, Tomas Lozano-Perez, and Leslie Pack Kaelbling. Learning neuro-symbolic relational transition models for bilevel planning. *arXiv preprint arXiv:2105.14074*, 2021.
- [21] Erwin Coumans and Yunfei Bai. PyBullet, a python module for physics simulation for games, robotics and machine learning. *GitHub repository*, 2016.
- [22] Malte Helmert and Carmel Domshlak. Landmarks, critical paths and abstractions: what’s the difference anyway? In *Nineteenth International Conference on Automated Planning and Scheduling*, 2009.
- [23] Anton Riabov, Shirin Sohrabi, and Octavian Udrea. New algorithms for the top-k planning problem. In *Proceedings of the scheduling and planning applications workshop (spark) at the 24th international conference on automated planning and scheduling (icaps)*, pages 10–16, 2014.
- [24] Michael Katz, Shirin Sohrabi, Octavian Udrea, and Dominik Winterer. A novel iterative approach to top-k planning. In *Proceedings of the Twenty-Eighth International Conference on Automated Planning and Scheduling (ICAPS 2018)*. AAAI Press, 2018.

- [25] Tianyu Ren, Georgia Chalvatzaki, and Jan Peters. Extended tree search for robot task and motion planning. *arXiv preprint arXiv:2103.05456*, 2021.
- [26] Neil T Dantam, Zachary K Kingston, Swarat Chaudhuri, and Lydia E Kavraki. Incremental task and motion planning: A constraint-based approach. In *Robotics: Science and systems*, volume 12, page 00052. Ann Arbor, MI, USA, 2016.
- [27] Ankuj Arora, Humbert Fiorino, Damien Pellier, Marc Métivier, and Sylvie Pesty. A review of learning planning action models. *The Knowledge Engineering Review*, 33, 2018.
- [28] Masataro Asai and Christian Muise. Learning neural-symbolic descriptive planning models via cube-space priors: The voyage home (to STRIPS). *arXiv preprint arXiv:2004.12850*, 2020.
- [29] Blai Bonet and Hector Geffner. Learning first-order symbolic representations for planning from the structure of the state space. *arXiv preprint arXiv:1909.05546*, 2019.
- [30] Irene Stahl. Predicate invention in ilp—an overview. In *European Conference on Machine Learning*, pages 311–322. Springer, 1993.
- [31] Nada Lavrac and Saso Dzeroski. Inductive logic programming. In *Logic Programming Workshop (WLP)*, pages 146–160. Springer, 1994.
- [32] Andrew Cropper and Stephen H Muggleton. Learning higher-order logic programs through abstraction and invention. In *IJCAI*, pages 1418–1424, 2016.
- [33] Kevin Ellis, Catherine Wong, Maxwell Nye, Mathias Sable-Meyer, Luc Cary, Lucas Morales, Luke Hewitt, Armando Solar-Lezama, and Joshua B Tenenbaum. Dreamcoder: Growing generalizable, interpretable knowledge with wake-sleep bayesian program learning. *arXiv preprint arXiv:2006.08381*, 2020.
- [34] Tom Silver, Rohan Chitnis, Joshua Tenenbaum, Leslie Pack Kaelbling, and Tomás Lozano-Pérez. Learning symbolic operators for task and motion planning. In *2021 IEEE/RSJ International Conference on Intelligent Robots and Systems (IROS)*, pages 3182–3189. IEEE, 2021.
- [35] Chris Paxton, Felix Jonathan, Marin Kobilarov, and Gregory D Hager. Do what i want, not what i did: Imitation of skills by planning sequences of actions. In *2016 IEEE/RSJ International Conference on Intelligent Robots and Systems (IROS)*, pages 3778–3785. IEEE, 2016.
- [36] Tan Zhi-Xuan, Jordyn Mann, Tom Silver, Josh Tenenbaum, and Vikash Mansinghka. Online bayesian goal inference for boundedly rational planning agents. *Advances in Neural Information Processing Systems*, 33:19238–19250, 2020.
- [37] Robert Givan, Thomas Dean, and Matthew Greig. Equivalence notions and model minimization in markov decision processes. *Artificial Intelligence*, 147(1-2):163–223, 2003.
- [38] Chris L Baker, Rebecca Saxe, and Joshua B Tenenbaum. Action understanding as inverse planning. *Cognition*, 113(3):329–349, 2009.
- [39] Peter W Battaglia, Jessica B Hamrick, Victor Bapst, Alvaro Sanchez-Gonzalez, Vinicius Zambaldi, Mateusz Malinowski, Andrea Tacchetti, David Raposo, Adam Santoro, Ryan Faulkner, et al. Relational inductive biases, deep learning, and graph networks. *arXiv preprint arXiv:1806.01261*, 2018.
- [40] Diederik P Kingma and Jimmy Ba. Adam: A method for stochastic optimization. *arXiv preprint arXiv:1412.6980*, 2014.
- [41] Djork-Arné Clevert, Thomas Unterthiner, and Sepp Hochreiter. Fast and accurate deep network learning by exponential linear units (elus). *arXiv preprint arXiv:1511.07289*, 2015.
- [42] Yusra Alkhazraji, Matthias Frorath, Markus Grütznier, Malte Helmert, Thomas Liebetraut, Robert Mattmüller, Manuela Ortlieb, Jendrik Seipp, Tobias Springenberg, Philip Stahl, and Jan Wülfing. Pyperplan, 2020. URL <https://doi.org/10.5281/zenodo.3700819>.
- [43] Thomas M Moerland, Joost Broekens, and Catholijn M Jonker. Model-based reinforcement learning: A survey. *arXiv:2006.16712*, 2020.
- [44] Fahiem Bacchus. Aips 2000 planning competition: The fifth international conference on artificial intelligence planning and scheduling systems. *Ai magazine*, 22(3):47–47, 2001.
- [45] Malte Helmert. The fast downward planning system. *Journal of Artificial Intelligence Research*, 26:191–246, 2006.
- [46] Dimitri P Bertsekas, David A Castanon, et al. Adaptive aggregation methods for infinite horizon dynamic programming. *IEEE Transactions on Automatic Control*, 1988.
- [47] David Andre and Stuart J Russell. State abstraction for programmable reinforcement learning agents. In *AAAI/IAAI*, pages 119–125, 2002.
- [48] Nicholas K Jong and Peter Stone. State abstraction discovery from irrelevant state variables. In *IJCAI*, volume 8, pages 752–757, 2005.

- [49] George Konidaris. Constructing abstraction hierarchies using a skill-symbol loop. In *IJCAI: proceedings of the conference*, volume 2016, page 1648. NIH Public Access, 2016.
- [50] Amy Zhang, Rowan McAllister, Roberto Calandra, Yarin Gal, and Sergey Levine. Learning invariant representations for reinforcement learning without reconstruction. *arXiv preprint arXiv:2006.10742*, 2020.
- [51] Richard S Sutton, Doina Precup, and Satinder Singh. Between MDPs and semi-MDPs: A framework for temporal abstraction in reinforcement learning. *Artificial intelligence*, 112(1-2):181–211, 1999.
- [52] Thomas J Walsh. *Efficient learning of relational models for sequential decision making*. PhD thesis, Rutgers, The State University of New Jersey-New Brunswick., 2010.
- [53] Tobias Lang, Marc Toussaint, and Kristian Kersting. Exploration in relational domains for model-based reinforcement learning. *The Journal of Machine Learning Research*, 13(1):3725–3768, 2012.
- [54] Emre Ugur and Justus Piater. Bottom-up learning of object categories, action effects and logical rules: From continuous manipulative exploration to symbolic planning. In *2015 IEEE International Conference on Robotics and Automation (ICRA)*, pages 2627–2633. IEEE, 2015.
- [55] Alper Ahmetoglu, M Yunus Seker, Justus Piater, Erhan Oztop, and Emre Ugur. Deepsym: Deep symbol generation and rule learning from unsupervised continuous robot interaction for planning. *arXiv preprint arXiv:2012.02532*, 2020.
- [56] Masataro Asai and Alex Fukunaga. Classical planning in deep latent space: Bridging the subsymbolic-symbolic boundary. In *Proceedings of the aaai conference on artificial intelligence*, 2018.
- [57] Masataro Asai. Unsupervised grounding of plannable first-order logic representation from images. In *Proceedings of the International Conference on Automated Planning and Scheduling*, volume 29, pages 583–591, 2019.
- [58] Elena Umili, Emanuele Antonioni, Francesco Riccio, Roberto Capobianco, Daniele Nardi, and Giuseppe De Giacomo. Learning a symbolic planning domain through the interaction with continuous environments. *ICAPS PRL Workshop*, 2021.
- [59] Barrett Ames, Allison Thackston, and George Konidaris. Learning symbolic representations for planning with parameterized skills. In *2018 IEEE/RSJ International Conference on Intelligent Robots and Systems (IROS)*, pages 526–533. IEEE, 2018.
- [60] Steven James, Benjamin Rosman, and George Konidaris. Learning portable representations for high-level planning. In *International Conference on Machine Learning*, pages 4682–4691. PMLR, 2020.
- [61] Fabien Gravot, Stephane Cambon, and Rachid Alami. asymov: a planner that deals with intricate symbolic and geometric problems. In *Robotics Research. The Eleventh International Symposium*, pages 100–110. Springer, 2005.
- [62] Pascal Bercher, Ron Alford, and Daniel Höller. A survey on hierarchical planning-one abstract idea, many concrete realizations. In *IJCAI*, pages 6267–6275, 2019.
- [63] Hankz Hankui Zhuo, Derek Hao Hu, Chad Hogg, Qiang Yang, and Hector Munoz-Avila. Learning htn method preconditions and action models from partial observations. In *Twenty-First International Joint Conference on Artificial Intelligence*. Citeseer, 2009.
- [64] Chanh Nguyen, Noah Reifsnyder, Sriram Gopalakrishnan, and Hector Munoz-Avila. Automated learning of hierarchical task networks for controlling minecraft agents. In *2017 IEEE Conference on Computational Intelligence and Games (CIG)*, pages 226–231. IEEE, 2017.
- [65] Aditya Mandalika, Sanjiban Choudhury, Oren Salzman, and Siddhartha Srinivasa. Generalized lazy search for robot motion planning: Interleaving search and edge evaluation via event-based toggles. In *Proceedings of the International Conference on Automated Planning and Scheduling*, volume 29, pages 745–753, 2019.
- [66] Rohan Chitnis, Leslie Pack Kaelbling, and Tomás Lozano-Pérez. Learning quickly to plan quickly using modular meta-learning. In *2019 International Conference on Robotics and Automation (ICRA)*, pages 7865–7871. IEEE, 2019.
- [67] Zi Wang, Caelan Reed Garrett, Leslie Pack Kaelbling, and Tomás Lozano-Pérez. Learning compositional models of robot skills for task and motion planning. *The International Journal of Robotics Research*, 40(6-7):866–894, 2021.
- [68] Joaquim Ortiz-Haro, Jung-Su Ha, Danny Driess, and Marc Toussaint. Structured deep generative models for sampling on constraint manifolds in sequential manipulation. In *Conference on Robot Learning*, pages 213–223. PMLR, 2022.
- [69] Joao Loula, Kelsey Allen, Tom Silver, and Josh Tenenbaum. Learning constraint-based planning models from demonstrations. In *2020 IEEE/RSJ International Conference on Intelligent Robots and Systems (IROS)*, pages 5410–5416. IEEE, 2020.
- [70] Shahab Jabbari Arfaee, Sandra Zilles, and Robert C Holte. Learning heuristic functions for large state spaces. *Artificial Intelligence*, 175(16-17):2075–2098, 2011.

- [71] David Silver, Aja Huang, Chris J Maddison, Arthur Guez, Laurent Sifre, George Van Den Driessche, Julian Schrittwieser, Ioannis Antonoglou, Veda Panneershelvam, Marc Lanctot, et al. Mastering the game of go with deep neural networks and tree search. *nature*, 529(7587):484–489, 2016.
- [72] William Shen, Felipe Trevizan, and Sylvie Thiébaux. Learning domain-independent planning heuristics with hypergraph networks. In *Proceedings of the International Conference on Automated Planning and Scheduling*, 2020.
- [73] Beomjoon Kim and Luke Shimanuki. Learning value functions with relational state representations for guiding task-and-motion planning. *Conference on Robot Learning*, 2019.
- [74] Chris Paxton, Vasumathi Raman, Gregory D Hager, and Marin Kobilarov. Combining neural networks and tree search for task and motion planning in challenging environments. In *2017 IEEE/RSJ International Conference on Intelligent Robots and Systems (IROS)*, pages 6059–6066. IEEE, 2017.
- [75] Danny Driess, Jung-Su Ha, and Marc Toussaint. Deep visual reasoning: Learning to predict action sequences for task and motion planning from an initial scene image. In *Proc. of Robotics: Science and Systems (R:SS)*, 2020.
- [76] Michael Noseworthy, Caris Moses, Isaiah Brand, Sebastian Castro, Leslie Kaelbling, Tomás Lozano-Pérez, and Nicholas Roy. Active learning of abstract plan feasibility. *arXiv preprint arXiv:2107.00683*, 2021.
- [77] Rohan Chitnis, Tom Silver, Beomjoon Kim, Leslie Pack Kaelbling, and Tomas Lozano-Perez. Camps: Learning context-specific abstractions for efficient planning in factored MDPs. *arXiv preprint arXiv:2007.13202*, 2020.
- [78] Tom Silver, Rohan Chitnis, Aidan Curtis, Joshua Tenenbaum, Tomas Lozano-Perez, and Leslie Pack Kaelbling. Planning with learned object importance in large problem instances using graph neural networks. *arXiv preprint arXiv:2009.05613*, 2020.
- [79] Matthew Grounds and Daniel Kudenko. Combining reinforcement learning with symbolic planning. In *Adaptive Agents and Multi-Agent Systems III. Adaptation and Multi-Agent Learning*, pages 75–86. Springer, 2005.
- [80] Fangkai Yang, Daoming Lyu, Bo Liu, and Steven Gustafson. Peorl: Integrating symbolic planning and hierarchical reinforcement learning for robust decision-making. *arXiv preprint arXiv:1804.07779*, 2018.
- [81] Harsha Kokel, Arjun Manoharan, Sriraam Natarajan, Balaraman Ravindran, and Prasad Tadepalli. Reprel: Integrating relational planning and reinforcement learning for effective abstraction. In *Proceedings of the International Conference on Automated Planning and Scheduling*, volume 31, pages 533–541, 2021.
- [82] Hankz Hankui Zhuo, Qiang Yang, Derek Hao Hu, and Lei Li. Learning complex action models with quantifiers and logical implications. *Artificial Intelligence*, 174(18):1540–1569, 2010.
- [83] Qiang Yang, Kangheng Wu, and Yunfei Jiang. Learning action models from plan examples using weighted max-sat. *Artificial Intelligence*, 171(2-3):107–143, 2007.
- [84] Hankz Hankui Zhuo, Tuan Nguyen, and Subbarao Kambhampati. Refining incomplete planning domain models through plan traces. In *Twenty-third international joint conference on artificial intelligence*. Citeseer, 2013.
- [85] Miguel Ramírez and Hector Geffner. Probabilistic plan recognition using off-the-shelf classical planners. In *Twenty-Fourth AAAI Conference on Artificial Intelligence*, 2010.
- [86] Andrew Y Ng, Stuart J Russell, et al. Algorithms for inverse reinforcement learning. In *International Conference on Machine Learning*, volume 1, page 2, 2000.
- [87] Thanard Kurutach, Aviv Tamar, Ge Yang, Stuart J Russell, and Pieter Abbeel. Learning plannable representations with causal infogan. *Advances in Neural Information Processing Systems*, 31, 2018.
- [88] Eric Jang, Alex Irpan, Mohi Khansari, Daniel Kappler, Frederik Ebert, Corey Lynch, Sergey Levine, and Chelsea Finn. Bc-z: Zero-shot task generalization with robotic imitation learning. In *Conference on Robot Learning*, pages 991–1002. PMLR, 2022.
- [89] Aravind Srinivas, Ramnandan Krishnamurthy, Peeyush Kumar, and Balaraman Ravindran. Option discovery in hierarchical reinforcement learning using spatio-temporal clustering. *arXiv preprint arXiv:1605.05359*, 2016.
- [90] Marco Tamassia, Fabio Zambetta, William Raffe, and Xiaodong Li. Learning options for an MDP from demonstrations. In *Australasian Conference on Artificial Life and Computational Intelligence*, pages 226–242. Springer, 2015.
- [91] Rohan Chitnis, Tom Silver, Joshua Tenenbaum, Leslie Pack Kaelbling, and Tomás Lozano-Pérez. GLIB: Efficient exploration for relational model-based reinforcement learning via goal-literal babbling. *arXiv preprint arXiv:2001.08299*, 2020.
- [92] Dylan Hadfield-Menell, Edward Groshev, Rohan Chitnis, and Pieter Abbeel. Modular task and motion planning in belief space. In *2015 IEEE/RSJ International Conference on Intelligent Robots and Systems (IROS)*, pages 4991–4998. IEEE, 2015.
- [93] Caelan Reed Garrett, Chris Paxton, Tomás Lozano-Pérez, Leslie Pack Kaelbling, and Dieter Fox. Online replanning in belief space for partially observable task and motion problems. In *2020 IEEE International Conference on Robotics and Automation (ICRA)*, pages 5678–5684. IEEE, 2020.
- [94] Blai Bonet and Héctor Geffner. Planning as heuristic search. *Artificial Intelligence*, 129(1-2):5–33, 2001.

A Appendix

A.1 Extended Example of Operator Learning Algorithm

We provide an extended example that accompanies Section 5.1 in the main text. We give a small dataset for this example, and use it to walk through each of the three steps in the procedure.

Step 1: Generate Dataset. In this example, our demonstrations contain four transitions, which are tuples (x, a, x') . For clarity, we will not write out the task-level states x and x' . Additionally, for the sake of the example, we will assume that in this environment there is only one controller C , with no discrete arguments. We abstract these states with the predicate set $\Psi = \{\text{Held}, \text{On}, \text{IsPurple}, \text{IsRed}, \text{IsGreen}, \text{IsStowable}, \text{IsStowed}\}$, which produces four (s, a, s') tuples:

1. $(\{\text{On}(o_1, o_2), \text{On}(o_2, o_3), \text{IsPurple}(o_1)\}, C(\theta_1), \{\text{Held}(o_1), \text{On}(o_2, o_3), \text{IsPurple}(o_1)\})$
2. $(\{\text{On}(o_4, o_5), \text{On}(o_5, o_6), \text{IsRed}(o_4)\}, C(\theta_2), \{\text{Held}(o_4), \text{On}(o_5, o_6), \text{IsRed}(o_4)\})$
3. $(\{\text{Held}(o_1), \text{IsStowable}(o_1), \text{IsGreen}(o_2)\}, C(\theta_3), \{\text{IsStowed}(o_1), \text{IsStowable}(o_1), \text{IsGreen}(o_2)\})$
4. $(\{\text{Held}(o_8), \text{IsStowable}(o_8), \text{IsGreen}(o_9)\}, C(\theta_4), \{\text{IsStowed}(o_8), \text{IsStowable}(o_8), \text{IsGreen}(o_9)\})$

Intuitively, the first and second transitions might occur when picking up an object (o_1 or o_4 respectively), while the third and fourth might occur when stowing an object (o_1 or o_8 respectively). We begin by noting that we can ignore the continuous parameters θ_i of C , since they do not matter for operator learning (they would be used in sampler learning).

Step 2: Produce Equivalence Classes. Recall that two transitions are in the same equivalence class if there exists a mapping between objects such that the controller, controller discrete arguments, and effects are equivalent. Since we only have one controller C with no discrete arguments in this example, we must only check for effect equivalence. The first transition has effects $(\text{EFF}^+, \text{EFF}^-) = (\{\text{Held}(o_1)\}, \{\text{On}(o_1, o_2)\})$, while the second has effects $(\text{EFF}^+, \text{EFF}^-) = (\{\text{Held}(o_4)\}, \{\text{On}(o_4, o_5)\})$. These can be unified with the mapping $\{o_1 \leftrightarrow o_4, o_2 \leftrightarrow o_5\}$. Similarly, the third transition has effects $(\text{EFF}^+, \text{EFF}^-) = (\{\text{IsStowed}(o_1)\}, \{\text{Held}(o_1)\})$, while the fourth has effects $(\text{EFF}^+, \text{EFF}^-) = (\{\text{IsStowed}(o_8)\}, \{\text{Held}(o_1)\})$. These can be unified with the mapping $\{o_1 \leftrightarrow o_8\}$.

Note that in this unification procedure, the atoms which were unchanged, such as $\text{IsPurple}(o_1)$, do not play a role. Furthermore, the fact that the objects are the same between transitions 1 and 3 is unimportant, because these transitions belong to different equivalence classes.

Selecting an arbitrary transition from each equivalence class and substituting objects with variables, we get the following:

- Equivalence class 1:
 - PAR: $[\text{?x}, \text{?y}]$
 - EFF^+ : $\{\text{Held}(\text{?x})\}$
 - EFF^- : $\{\text{On}(\text{?x}, \text{?y})\}$
 - CON: $\langle C, [] \rangle$
 - Transitions contained: 1 and 2
 - δ_1 (substitution for transition 1): $\{\text{?x} \rightarrow o_1, \text{?y} \rightarrow o_2\}$
 - δ_2 (substitution for transition 2): $\{\text{?x} \rightarrow o_4, \text{?y} \rightarrow o_5\}$
- Equivalence class 2:
 - PAR: $[\text{?z}]$
 - EFF^+ : $\{\text{IsStowed}(\text{?z})\}$
 - EFF^- : $\{\text{Held}(\text{?z})\}$
 - CON: $\langle C, [] \rangle$
 - Transitions contained: 3 and 4
 - δ_3 (substitution for transition 3): $\{\text{?z} \rightarrow o_1\}$
 - δ_4 (substitution for transition 4): $\{\text{?z} \rightarrow o_8\}$

Note that the parameter list PAR for each equivalence class contains all parameters that appear in PAR_{CON} , EFF^+ , or EFF^- .

Step 3: Learn Operator Preconditions. We now have all the ingredients of the operators except for their preconditions. For each transition in each equivalence class, we first discard any atom from the abstract state s which involves objects *not* in the image of that transition’s substitution δ . For instance, the first transition has $\delta_1 = \{\text{?x} \rightarrow o_1, \text{?y} \rightarrow o_2\}$. The image is $\{o_1, o_2\}$, which excludes o_3 . This means that the atom $\text{On}(o_2, o_3)$ is discarded from s .

After discarding atoms appropriately, we end up with these abstract states for each transition:

1. $\{\text{On}(o_1, o_2), \text{IsPurple}(o_1)\}$
2. $\{\text{On}(o_4, o_5), \text{IsRed}(o_4)\}$
3. $\{\text{Held}(o_1), \text{IsStowable}(o_1)\}$
4. $\{\text{Held}(o_8), \text{IsStowable}(o_8)\}$

Now, the preconditions for each equivalence class are obtained by applying each δ_i^{-1} to these abstract states and taking intersections. This produces the final operator set Ω , which does not contain any extraneous atoms related to object color:

- Operator 1 (from equivalence class 1):
 - PAR: $[\text{?x}, \text{?y}]$
 - PRE: $\{\text{On}(\text{?x}, \text{?y})\}$
 - EFF⁺: $\{\text{Held}(\text{?x})\}$
 - EFF[−]: $\{\text{On}(\text{?x}, \text{?y})\}$
 - CON: $\langle C, [] \rangle$
- Operator 2 (from equivalence class 2):
 - PAR: $[\text{?z}]$
 - PRE: $\{\text{Held}(\text{?z}), \text{IsStowable}(\text{?z})\}$
 - EFF⁺: $\{\text{IsStowed}(\text{?z})\}$
 - EFF[−]: $\{\text{Held}(\text{?z})\}$
 - CON: $\langle C, [] \rangle$

A.2 Additional Environment Details

- **PickPlace1D.** In this toy environment, a robot must pick blocks and place them onto target regions along a table surface. All pick and place poses are in a 1D line. The three object types are block, target, and robot. Blocks and targets have two features for their pose and width, and robots have one feature for the gripper joint state. The block widths are larger than the target widths, and the goal requires each block to be placed so that it completely covers the respective target region, so $\Psi_G = \{\text{Covers}\}$, where *Covers* is an arity-2 predicate. There is only one controller, *PickPlace*, with no discrete arguments; its Θ is a single real number denoting the location to perform either a pick or a place, depending on the current state of the robot’s gripper. Each action updates the state of at most one block, based on whether any is in a small radius from the continuous parameter θ . Both training tasks and evaluation tasks involve 2 blocks, 2 targets, and 1 robot. In each task, with 75% probability the robot starts out holding a random block; otherwise, both blocks start out on the table. Evaluation tasks require 1-4 actions to solve. This environment was established by Silver et al. [34], but that work involved manually defined state abstractions, which we do not provide in this paper.
- **Blocks.** In this environment, a robot in 3D must interact with blocks on a table to assemble them into towers. This is a robotics adaptation of the blocks world domain in AI planning. The two object types are block and robot. Blocks have four features: an x/y/z pose and a bit for whether it is currently grasped. Robots have four features: x/y/z end effector pose and the (symmetric) value of the finger joints. The goals involve assembling towers, so $\Psi_G = \{\text{On}, \text{OnTable}\}$, where the former has arity 2 and describes one block being on top of another, while the latter has arity 1. There are three controllers: *Pick*, *Stack*, and *PutOnTable*. *Pick* is parameterized by a robot and a block to pick up. *Stack* is parameterized by a robot and a block to stack the currently held one onto. *PutOnTable* is parameterized by a robot and a 2D place pose representing normalized coordinates on the table surface at which to place the currently held block. Training tasks involve 3 or 4 blocks, while evaluation tasks involve 5 or 6 blocks; all tasks have 1 robot. In all tasks, all blocks start off in collision-free poses on the table. Evaluation tasks require 2-20 actions to solve. This environment was established by Silver et al. [34], but that work involved manually defined state abstractions, which we do not provide in this paper.
- **Painting.** In this challenging environment, a robot in 3D must pick, wash, dry, paint, and place widgets into either a box or a shelf, as specified by the goal. The five object types are widget, box, shelf, box lid, and robot. Widgets have eight features: an x/y/z pose, a dirtiness level (requiring washing), a wetness level (requiring drying), a color, a bit for whether it is currently grasped, and the 1D gripper rotation with which it is grasped if so. Boxes and shelves have one feature for their color. Box lids have one feature for whether or not they are open. Robots have one feature for the gripper joint state. The goals involve painting the widgets to be the same color as either a box or a shelf, and then placing each widget into the appropriate one, so $\Psi_G = \{\text{InBox}, \text{InShelf}, \text{IsBoxColor}, \text{IsShelfColor}\}$, all of which have arity 2 (a widget, and either a box or a shelf). There are two physical constraints in this environment: (1) placing into a box can only succeed if the robot is top-grasping a widget, while placing into a shelf can only succeed if the robot is side-grasping it; (2) a box can only be placed into if its respective lid is open. There are

six controllers: `Pick`, `Wash`, `Dry`, `Paint`, `Place`, and `OpenLid`. All six are discretely parameterized by a robot argument; `Pick` is additionally parameterized by a widget to pick up, and `OpenLid` by a lid to open. `Pick` has 4 continuous parameters: a 3D grasp pose delta from that widget’s center of mass, and a gripper rotation. `Wash`, `Dry`, and `Paint` have 1 continuous parameter each: the amount of washing, the amount of drying, and the desired new color, respectively. `Place` has 3 continuous parameters: a 3D place pose corresponding to where the currently held widget should be placed. Training tasks involve 2 or 3 widgets, while evaluation tasks involve 3 or 4 blocks; all tasks have 1 box, 1 shelf, and 1 robot. In each task, with 50% probability the robot starts out holding a random widget; otherwise, all widgets start out on the table. Also, in each task, with 30% probability the box lid starts out open. Evaluation tasks require 11-25 actions to solve. This environment was established by Silver et al. [34], but that work involved manually defined state abstractions, which we do not provide in this paper.

- **Tools.** In this challenging environment, a robot operating on a 2D table surface must assemble contraptions by fastening screws, nails, and bolts, using a provided set of screwdrivers, hammers, and wrenches respectively. This environment has physical constraints outside the scope of our predicate grammar, and therefore tests the learner’s ability to be robust to an insurmountable lack of downward refinability. The eight object types are contraption, screw, nail, bolt, screwdriver, hammer, wrench, and robot. Contraptions have two features: an x/y pose. Screws, nails, bolts, and the three tools have five features: an x/y pose, a shape, a size, and a bit indicating whether it is held. Robots have one feature for the gripper joint state. The goals involve fastening the screws, nails, and bolts onto target contraptions, so $\Psi_G = \{\text{ScrewPlaced}, \text{NailPlaced}, \text{BoltPlaced}, \text{ScrewFastened}, \text{NailFastened}, \text{BoltFastened}\}$. The first three have arity 2 (a screw/nail/bolt and which contraption it is placed on); the last three have arity 1. There are three physical constraints in this environment: (1) a screwdriver can only be used to fasten a screw if its shape is close enough to that of the screw; (2) some screws have a shape that does not match any screwdriver’s, and so these screws must be fastened by hand; (3) the three tools cannot be picked up if their sizes are too large. There are eleven controllers: `Pick{Screw, Nail, Bolt, Screwdriver, Hammer, Wrench}`, `Place`, `FastenScrewWithScrewdriver`, `FastenScrewByHand`, `FastenNailWithHammer`, and `FastenBoltWithWrench`. All eleven are discretely parameterized by a robot argument; `Pick` controllers are additionally parameterized by an object to pick up, and `Fasten` controllers by a screw/nail/bolt and tool (except `FastenScrewByHand`, which does not have a tool argument). `Place` has 2 continuous parameters: a 2D place pose corresponding to where the currently held object should be placed, which can be either onto the table or onto a contraption (only if the currently held object is not a tool). Training tasks involve 2 screws/nails/bolts and 2 contraptions, while evaluation tasks involve 2 or 3 screws/nails/bolts and 3 contraptions; all tasks have 3 screwdrivers, 2 hammers, 1 wrench, and 1 robot. Evaluation tasks require 7-20 actions to solve.

A.3 Additional Experimental Results

Table 2 provides learning times for all experiments. Tables 3, 4, and 5 report success rates, nodes created, and wall-clock time respectively for all evaluation tasks.

Figure 4 analyzes the two main features used by our proxy objective function. See caption for further description.

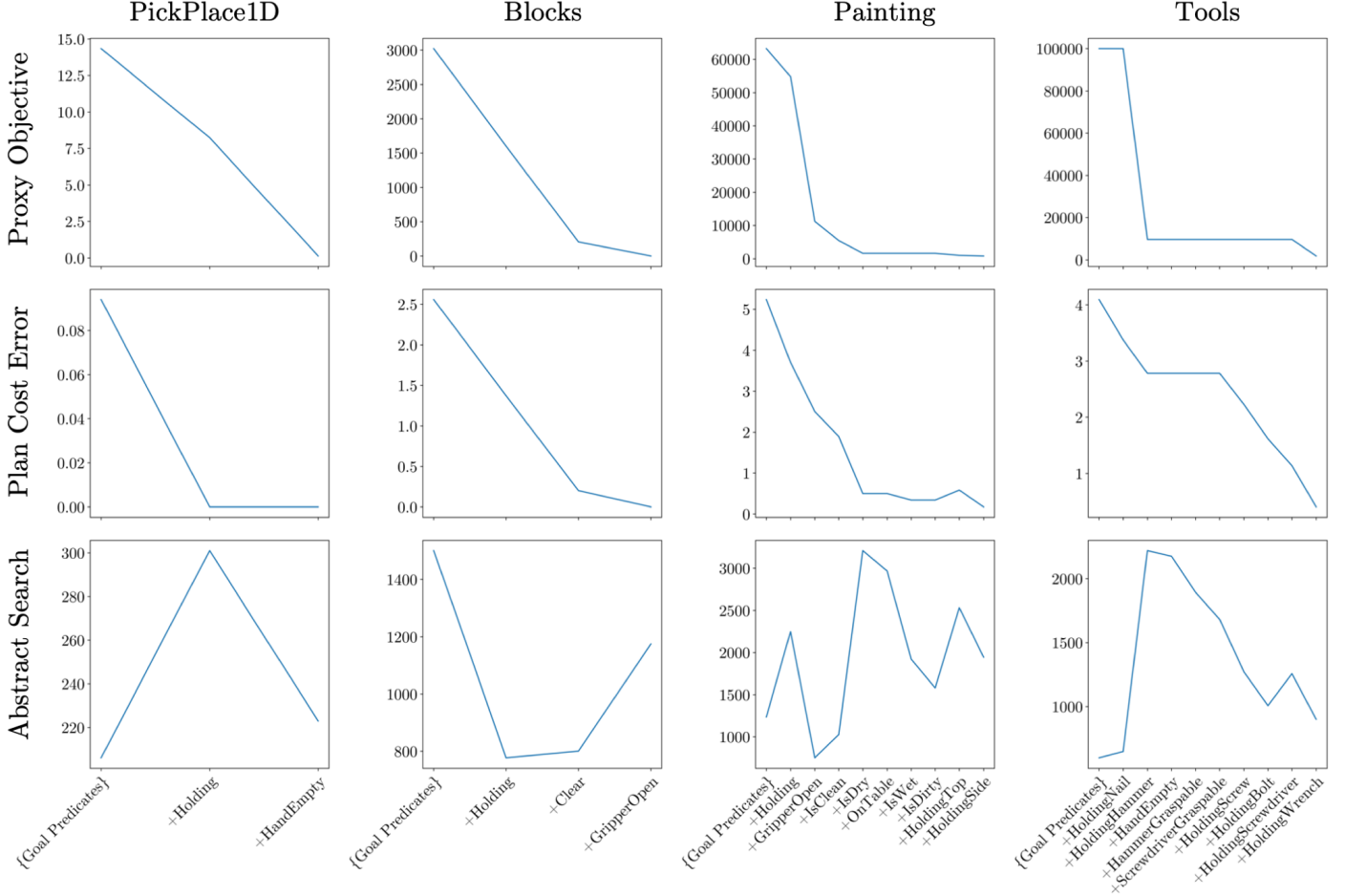


Figure 4: **Decomposing the proxy objective.** In these plots, each column corresponds to one environment. The x-axes correspond to sets of manually designed predicates. The predicate sets grow in size from left to right, starting with the goal predicates alone, adding one predicate at each tick mark, and concluding with the full set of manual predicates for the respective environment. The order that the predicates are added was determined by hill climbing with respect to the proxy objective. The top row shows the proxy objective itself; the middle row shows the plan cost error $|\text{COST}(\hat{\pi}) - \text{COST}(\pi^*)|$ minimized over the first 8 skeletons generated by abstract search; and the bottom row shows the total number of nodes created by the abstract search (our measure of abstract search time), cumulative over the 8 skeletons. *There are two key takeaways from this plot.* (1) The proxy objective (first row) monotonically decreases in all environments; this smoothness makes local search over candidate predicate sets an attractive option. (2) Neither of the two components that make up the proxy objective — plan cost error (second row) or abstract search time (third row) — has the same monotonically decreasing property on its own, suggesting that both parts are necessary for making our predicate invention pipeline work. All results are means over 10 seeds.

Environment	Ours	Bisimulation	Branching	Boltzmann	GNN Sh	GNN MF	Manual	No Invent
PickPlace1D	625 (134)	176 (3)	219 (145)	264 (17)	1951 (85)	1951 (85)	177 (147)	66 (0)
Blocks	10237 (853)	800 (44)	1561 (98)	9798 (1688)	4047 (209)	4047 (209)	102 (5)	84 (2)
Painting	18395 (28153)	872 (380)	2883 (144)	9457 (3421)	9185 (166)	9185 (166)	565 (457)	260 (2)
Tools	18666 (2815)	573 (20)	5524 (747)	9716 (1000)	7362 (197)	7362 (197)	167 (3)	141 (3)

Table 2: **Learning times in seconds for all experiments.** All numbers are means over 10 seeds, with standard deviations in parentheses. For the GNN-based methods, learning time encompasses training the neural networks. For the other methods, learning time encompasses learning predicates, operators, and samplers (i.e., all components of the abstraction). Even though our main method performs well (Ours), this does come at the cost of increased learning time (although the learning is purely offline). Note that the Manual approach only manually specifies a *state* abstraction (predicates); operators and samplers must still be learned, contributing to the non-zero learning time. Thus, comparing Ours and Manual shows that the large majority of learning time in our system is spent on predicate invention.

Environment	Ours	Bisimulation	Branching	Boltzmann	GNN Sh	GNN MF	Random	Manual	Down Eval	No Invent
PickPlace1D	98.6 (1.6)	98.4 (1.5)	98.4 (1.5)	98.4 (1.5)	100.0 (0.0)	15.2 (8.7)	19.2 (5.4)	98.4 (1.5)	98.6 (1.6)	39.6 (4.8)
Blocks	98.4 (1.5)	19.0 (4.9)	98.4 (1.5)	64.8 (23.5)	27.8 (4.0)	35.4 (6.8)	0.6 (0.9)	98.6 (1.6)	98.2 (1.4)	3.2 (2.0)
Painting	100.0 (0.0)	0.0 (0.0)	20.2 (7.1)	88.6 (29.7)	59.2 (17.3)	0.6 (0.9)	0.0 (0.0)	99.6 (0.8)	98.8 (1.8)	0.0 (0.0)
Tools	96.8 (4.7)	26.2 (5.6)	75.8 (8.4)	64.2 (3.7)	25.6 (9.0)	22.0 (8.9)	0.0 (0.0)	100.0 (0.0)	42.8 (10.4)	0.0 (0.0)

Table 3: **Percentage of evaluation tasks solved for all experiments.** All numbers are means over 10 seeds, with 50 evaluation tasks per seed, and with standard deviations in parentheses.

We now go through each of our four environments, providing an example of learned predicates and operators from a single seed randomly chosen among successful ones. We also provide additional statistics for our main method, to supplement the other results we have provided. Note that the evaluation plan length statistics are averaged over both 10 seeds and 50 evaluation tasks per seed, *with standard deviations over seed only*.

A.3.1 PickPlace1D

Statistics for our main method, averaged over 10 random seeds (standard deviations parenthesized):

- Average number of predicates in Ψ (both invented and goal predicates): 5.9 (0.54)
- Average number of operators in Ω : 2.1 (0.3)
- Average plan length during evaluation: 2.44 (0.09)

See Figure 5 for example learned predicates and operators for a randomly chosen successful seed.

A.3.2 Blocks

Statistics for our main method, averaged over 10 random seeds (standard deviations parenthesized):

- Average number of predicates in Ψ (both invented and goal predicates): 6.0 (0.0)
- Average number of operators in Ω : 4.0 (0.0)
- Average plan length during evaluation: 9.17 (0.69)

See Figure 6 for example learned predicates and operators for a randomly chosen successful seed.

A.3.3 Painting

Statistics for our main method, averaged over 10 random seeds (standard deviations parenthesized):

- Average number of predicates in Ψ (both invented and goal predicates): 22.1 (1.45)
- Average number of operators in Ω : 11.2 (0.6)
- Average plan length during evaluation: 14.76 (0.29)

See Figures 7 and 8 for example learned predicates and operators for a randomly chosen successful seed.

A.3.4 Tools

Statistics for our main method, averaged over 10 random seeds (standard deviations parenthesized):

- Average number of predicates in Ψ (both invented and goal predicates): 27.4 (4.39)
- Average number of operators in Ω : 17.8 (0.98)
- Average plan length during evaluation: 10.1 (0.12)

See Figures 9 and 10 for example learned predicates and operators for a randomly chosen successful seed.

Environment	Ours	Bisimulation	Branching	Boltzmann	Manual	Down Eval	No Invent
PickPlace1D	4.8 (0.2)	4.7 (0.2)	4.7 (0.2)	5.3 (0.2)	6.5 (0.3)	4.8 (0.2)	14.1 (4.0)
Blocks	2948.5 (1293.2)	46.9 (18.0)	2948.5 (1293.2)	7844.0 (6655.4)	2940.5 (1299.1)	2948.5 (1293.2)	427.7 (83.7)
Painting	501.8 (180.0)	–	876.6 (509.7)	4008.8 (3851.3)	2607.5 (1117.2)	489.0 (190.2)	–
Tools	1897.2 (1404.0)	5247.7 (2560.6)	167.8 (78.4)	909.9 (174.1)	4770.9 (886.8)	152.5 (27.6)	–

Table 4: **Number of nodes created by abstract search during planning in evaluation tasks.** All numbers are means over *solved tasks only* across 10 seeds, with 50 evaluation tasks per seed, and with standard deviations in parentheses.

Environment	Ours	Bisimulation	Branching	Boltzmann	GNN Sh	GNN MF	Random	Manual	Down Eval	No Invent
PickPlace1D	0.006 (0.0)	0.006 (0.0)	0.006 (0.0)	0.005 (0.0)	0.436 (0.1)	0.014 (0.0)	0.004 (0.0)	0.045 (0.0)	0.008 (0.0)	1.369 (0.6)
Blocks	0.296 (0.1)	0.158 (0.1)	0.284 (0.1)	0.954 (0.3)	0.138 (0.1)	0.249 (0.1)	0.006 (0.0)	0.251 (0.1)	0.318 (0.1)	1.235 (1.3)
Painting	0.470 (0.2)	–	4.186 (0.9)	0.600 (0.3)	2.077 (1.2)	0.073 (0.0)	–	0.464 (0.1)	0.208 (0.0)	–
Tools	0.457 (0.3)	0.699 (0.3)	0.109 (0.0)	0.247 (0.0)	0.311 (0.2)	0.043 (0.0)	–	0.491 (0.1)	0.060 (0.0)	–

Table 5: **Total time in seconds for evaluation tasks.** These results encompass planning time (when applicable) and policy or plan inference time (the time taken to produce an action at each step, given the current state). All numbers are means over *solved tasks only* across 10 seeds, with 50 evaluation tasks per seed, and with standard deviations in parentheses.

A.4 Blocks with HAdd Heuristic: Additional Insights and Complete Operators

Why exactly do our learned predicates and operators outperform the standard ones when planning with A^* and hAdd? First, we note that it is highly uncommon to use hAdd with A^* in practice with hand-defined PDDL representations, because hAdd is inadmissible and suffers greatly from overestimation issues [94]. Nevertheless, the interesting phenomenon in our work is that our system is able to *learn an abstraction* that copes with the faults of this combination of search algorithm and heuristic. To understand this further, we make the following observations:

- In both cases, the planner must escape from a local minimum with almost every pick operation. For example, in a small problem with 5 blocks where the hand is initially empty, the hAdd values of the states in the plan found are [9, 13, 9, 11, 6, 8, 4, 5, 2, 1, 0] when planning with the standard operators, and [14, 16, 11, 10, 6, 7, 4, 4, 2, 1, 0] when planning with our learned operators. Note the alternation of increasing and decreasing values; the ideal scenario for planning would instead be that these values decrease smoothly.
- In states that follow a pick, the hAdd values consistently *overestimate* the true cost-to-go, in both cases. For example, after the first pick with the standard operators, the hAdd value and true cost-to-go are 13 and 9 respectively; for the learned operators, they are 16 and 9 respectively.
- Here is the main difference: in states that *precede* a pick, the hAdd values from the standard operators sometimes *underestimate* the true cost-to-go. In the example above, the initial state has an hAdd value of 9, but the true cost-to-go is 10. In harder problems, these underestimations occur with higher frequency; for example, in a problem with 20 blocks, there are 8 cases in the plan found where states preceding picks underestimate the true cost-to-go. In contrast, the hAdd values from our *learned* operators do not ever seem to underestimate the true cost-to-go, in the problems that we analyzed.
- Furthermore, this underestimation occurs regularly in states that are local minima, immediately preceding states where the heuristic will be an overestimate, so A^* struggles greatly. Since nodes are expanded in order of $f = g + h$, that is, cost of the plan so far plus heuristic value, A^* will spend time exploring large subtrees rooted at nodes that underestimate true cost-to-go before moving onto the nodes that overestimate it, including those that will ultimately be included in the plan.

For reproducibility, we provide the complete operators used to conduct this experiment. We started from the standard blocks domain PDDL downloaded from the `planning.domains` Github repository, removed the `Clear` predicate, and added the two predicates our system learned, with the intuitive meanings `NothingAbove` and `NotOnAnyBlock`. Problem files were updated accordingly. We ran Fast Downward with the `--search astar(add)` option. Here is the domain file, with changes highlighted in red (deletion) and green (addition):

```

(define (domain blocks)
  (:predicates
    (on ?v0 ?v1)
    (ontable ?v0)
    (clear ?v0)
    (nothingabove ?v0)
    (notonanyblock ?v0)
    (handempty)
    (holding ?v0)
  )
  (:action pick-up
    :parameters (?x)
    :precondition (and
      (clear ?x)
      (nothingabove ?x)
      (notonanyblock ?x)
      (ontable ?x)
      (handempty))
    :effect (and
      (not (clear ?x))
      (not (ontable ?x))
      (not (handempty))
      (holding ?x))
  )
  (:action put-down
    :parameters (?x)
    :precondition (and
      (holding ?x)
      (nothingabove ?x)
      (notonanyblock ?x))
    :effect (and
      (clear ?x)
      (not (holding ?x))
      (handempty)
      (ontable ?x))
  )
  (:action stack
    :parameters (?x ?y)
    :precondition (and
      (holding ?x)
      (clear ?y)
      (nothingabove ?x)
      (notonanyblock ?x)
      (nothingabove ?y))
    :effect (and
      (not (holding ?x))
      (not (clear ?y))
      (clear ?x)
      (not (nothingabove ?y))
      (not (notonanyblock ?x))
      (handempty)
      (on ?x ?y))
  )
  (:action unstack
    :parameters (?x ?y)
    :precondition (and
      (on ?x ?y)
      (clear ?x)
      (nothingabove ?x)
      (handempty))
    :effect (and
      (holding ?x)
      (clear ?y)
      (not (clear ?x))
      (nothingabove ?y)
      (notonanyblock ?x)
      (not (handempty))
      (not (on ?x ?y)))
  )
)

```

<p> $P1() \triangleq (\forall ?x:block . (?x.grasp \leq -0.485))$ $P2(?y:target) \triangleq (\forall ?x:block . \neg Covers(?x, ?y))$ $P3(?x:block) \triangleq (\forall ?y:target . \neg Covers(?x, ?y))$ $P4(?x:block) \triangleq \neg (?x.grasp \leq -0.485)$ $P5() \triangleq \neg (\forall ?x:block . (?x.grasp \leq -0.485))$ </p>	
<p> Op0: Parameters: [$?x0:block, ?x1:target$] Preconditions: $P3(?x0:block)$ $P4(?x0:block)$ $P5()$ $P2(?x1:target)$ Add Effects: $Covers(?x0:block, ?x1:target)$ $P1()$ Delete Effects: $P3(?x0:block)$ $P4(?x0:block)$ $P5()$ $P2(?x1:target)$ Controller: (PickPlace, []) </p>	<p> Op1: Parameters: [$?x0:block$] Preconditions: $P3(?x0:block)$ $P1()$ Add Effects: $P4(?x0:block)$ $P5()$ Delete Effects: $P1()$ Controller: (PickPlace, []) </p>

Figure 5: PickPlace1D learned abstractions (top: predicates, bottom: operators).

$P1(?x:block) \triangleq (?x.pose_z \leq 0.875)$
 $P2(?y:block) \triangleq (\forall ?x:block . \neg On(?x, ?y))$
 $P3(?x:block) \triangleq \neg (?x.pose_z \leq 0.875)$
 $P4(?x:robot) \triangleq \neg (?x.fingers \leq 0.5)$

Op0:
 Parameters: [$?x0:block, ?x1:robot$]
 Preconditions:
 $P1(?x0:block)$
 $P4(?x1:robot)$
 $OnTable(?x0:block)$
 $P2(?x0:block)$
 Add Effects:
 $P3(?x0:block)$
 Delete Effects:
 $P1(?x0:block)$
 $P4(?x1:robot)$
 $OnTable(?x0:block)$
 Controller: (Pick, [$?x1:robot,$
 $?x0:block$])

Op1:
 Parameters: [$?x0:block, ?x1:block,$
 $?x2:robot$]
 Preconditions:
 $P3(?x1:block)$
 $P1(?x0:block)$
 $P2(?x0:block)$
 $P2(?x1:block)$
 Add Effects:
 $P4(?x2:robot)$
 $P1(?x1:block)$
 $On(?x1:block, ?x0:block)$
 Delete Effects:
 $P3(?x1:block)$
 $P2(?x0:block)$
 Controller: (Stack, [$?x2:robot,$
 $?x0:block$])

Op2:
 Parameters: [$?x0:block, ?x1:block,$
 $?x2:robot$]
 Preconditions:
 $P2(?x1:block)$
 $P1(?x1:block)$
 $P4(?x2:robot)$
 $P1(?x0:block)$
 $On(?x1:block, ?x0:block)$
 Add Effects:
 $P3(?x1:block)$
 $P2(?x0:block)$
 Delete Effects:
 $P4(?x2:robot)$
 $P1(?x1:block)$
 $On(?x1:block, ?x0:block)$
 Controller: (Pick, [$?x2:robot,$
 $?x1:block$])

Op3:
 Parameters: [$?x0:block, ?x1:robot$]
 Preconditions:
 $P3(?x0:block)$
 $P2(?x0:block)$
 Add Effects:
 $P1(?x0:block)$
 $P4(?x1:robot)$
 $OnTable(?x0:block)$
 Delete Effects:
 $P3(?x0:block)$
 Controller: (PutOnTable, [$?x1:robot$])

Figure 6: Blocks learned abstractions (top: predicates, bottom: operators).

P1(?x:obj) \triangleq (?x.color \leq 0.125)
 P2(?x:obj) \triangleq (?x.dirtiness \leq 0.498)
 P3(?x:obj) \triangleq (?x.grasp \leq 0.25)
 P4(?x:obj) \triangleq (?x.pose_y \leq -0.306)
 P5(?x:obj) \triangleq (?x.wetness \leq 0.5)
 P6() \triangleq (\forall ?x:lid . (?x.is_open \leq 0.5))
 P7() \triangleq (\forall ?x:obj, ?y:box . \neg InBox(?x, ?y))
 P8() \triangleq (\forall ?x:obj, ?y:box . \neg IsBoxColor(?x, ?y))
 P9() \triangleq (\forall ?x:obj . \neg (?x.grasp \leq 0.25))
 P10(?x:obj) \triangleq (\forall ?y:shelf . IsShelfColor(?x, ?y))
 P11(?x:obj) \triangleq \neg (?x.color \leq 0.125)
 P12(?x:obj) \triangleq \neg (?x.dirtiness \leq 0.498)
 P13(?x:obj) \triangleq \neg (?x.grasp \leq 0.5)
 P14(?x:obj) \triangleq \neg (?x.grasp \leq 0.25)
 P15(?x:obj) \triangleq \neg (?x.held \leq 0.5)
 P16(?x:obj) \triangleq \neg (?x.wetness \leq 0.5)
 P17(?x:robot) \triangleq \neg (?x.fingers \leq 0.5)
 P18() \triangleq \neg (\forall ?x:lid . (?x.is_open \leq 0.5))
 P19(?x:obj) \triangleq \neg (\forall ?y:box . IsBoxColor(?x, ?y))
 P20(?x:obj, ?y:box) \triangleq \neg InBox(?x, ?y)

Op0:
 Parameters: [?x0:obj, ?x1:robot]
 Preconditions:
 P19(?x0:obj)
 P4(?x0:obj)
 P12(?x0:obj)
 P15(?x0:obj)
 P5(?x0:obj)
 P1(?x0:obj)
 Add Effects:
 P16(?x0:obj)
 P2(?x0:obj)
 Delete Effects:
 P12(?x0:obj)
 P5(?x0:obj)
 Controller: (Wash, [?x1:robot])

Op1:
 Parameters: [?x0:obj, ?x1:robot]
 Preconditions:
 P16(?x0:obj)
 P19(?x0:obj)
 P2(?x0:obj)
 P4(?x0:obj)
 P15(?x0:obj)
 P1(?x0:obj)
 Add Effects:
 P5(?x0:obj)
 Delete Effects:
 P16(?x0:obj)
 Controller: (Dry, [?x1:robot])

Op2:
 Parameters: [?x0:obj, ?x1:shelf, ?x2:robot]
 Preconditions:
 P19(?x0:obj)
 P2(?x0:obj)
 P4(?x0:obj)
 P15(?x0:obj)
 P5(?x0:obj)
 P1(?x0:obj)
 Add Effects:
 P10(?x0:obj)
 IsShelfColor(?x0:obj, ?x1:shelf)
 P11(?x0:obj)
 Delete Effects:
 P1(?x0:obj)
 Controller: (Paint, [?x2:robot])

Op3:
 Parameters: [?x0:lid, ?x1:robot]
 Preconditions:
 P6()
 P17(?x1:robot)
 P9()
 P7()
 Add Effects:
 P18()
 Delete Effects:
 P6()
 Controller: (OpenLid, [?x1:robot, ?x0:lid])

Figure 7: Painting learned abstractions (top: predicates, bottom: operators part 1 of 2).

```

Op4:
Parameters: [?x0:obj, ?x1:shelf, ?x2:robot]
Preconditions:
  P3(?x0:obj)
  P19(?x0:obj)
  P2(?x0:obj)
  IsShelfColor(?x0:obj, ?x1:shelf)
  P11(?x0:obj)
  P4(?x0:obj)
  P15(?x0:obj)
  P10(?x0:obj)
  P5(?x0:obj)
Add Effects:
  InShelf(?x0:obj, ?x1:shelf)
  P17(?x2:robot)
  P9()
  P14(?x0:obj)
Delete Effects:
  P4(?x0:obj)
  P15(?x0:obj)
  P3(?x0:obj)
Controller: (Place, [?x2:robot])

Op5:
Parameters: [?x0:obj, ?x1:robot]
Preconditions:
  P14(?x0:obj)
  P18()
  P9()
  P7()
  P4(?x0:obj)
  P17(?x1:robot)
Add Effects:
  P15(?x0:obj)
  P13(?x0:obj)
Delete Effects:
  P17(?x1:robot)
Controller: (Pick, [?x1:robot, ?x0:obj])

Op6:
Parameters: [?x0:obj, ?x1:box, ?x2:robot]
Preconditions:
  P19(?x0:obj)
  P2(?x0:obj)
  P7()
  P4(?x0:obj)
  P8()
  P20(?x0:obj, ?x1:box)
  P15(?x0:obj)
  P5(?x0:obj)
  P1(?x0:obj)
Add Effects:
  P11(?x0:obj)
  IsBoxColor(?x0:obj, ?x1:box)
Delete Effects:
  P8()
  P19(?x0:obj)
  P1(?x0:obj)
Controller: (Paint, [?x2:robot])

Op7:
Parameters: [?x0:obj, ?x1:robot]
Preconditions:
  P14(?x0:obj)
  P9()
  P7()
  P13(?x0:obj)
  P4(?x0:obj)
  P15(?x0:obj)
Add Effects:
  P17(?x1:robot)
Delete Effects:
  P15(?x0:obj)
  P13(?x0:obj)
Controller: (Place, [?x1:robot])

Op8:
Parameters: [?x0:obj, ?x1:box, ?x2:robot]
Preconditions:
  P2(?x0:obj)
  P14(?x0:obj)
  P18()
  P11(?x0:obj)
  P9()
  P7()
  P13(?x0:obj)
  P4(?x0:obj)
  P20(?x0:obj, ?x1:box)
  IsBoxColor(?x0:obj, ?x1:box)
  P15(?x0:obj)
  P5(?x0:obj)
Add Effects:
  InBox(?x0:obj, ?x1:box)
  P17(?x2:robot)
Delete Effects:
  P7()
  P13(?x0:obj)
  P4(?x0:obj)
  P20(?x0:obj, ?x1:box)
  P15(?x0:obj)
Controller: (Place, [?x2:robot])

Op9:
Parameters: [?x0:obj, ?x1:robot]
Preconditions:
  P19(?x0:obj)
  P14(?x0:obj)
  P9()
  P4(?x0:obj)
  P17(?x1:robot)
Add Effects:
  P15(?x0:obj)
  P3(?x0:obj)
Delete Effects:
  P17(?x1:robot)
  P9()
  P14(?x0:obj)
Controller: (Pick, [?x1:robot, ?x0:obj])

Op10:
Parameters: [?x0:obj, ?x1:robot]
Preconditions:
  P4(?x0:obj)
  P15(?x0:obj)
  P3(?x0:obj)
  P7()
Add Effects:
  P17(?x1:robot)
  P9()
  P14(?x0:obj)
Delete Effects:
  P15(?x0:obj)
  P3(?x0:obj)
Controller: (Place, [?x1:robot])

```

Figure 8: Painting learned abstractions (operators part 2 of 2).

```

P1(?x:robot)  $\triangleq$  (?x.fingers <= 0.5)
P2(?x:screwdriver)  $\triangleq$  (?x.size <= 0.503)
P3()  $\triangleq$  ( $\forall$  ?x:nail, ?y:contraption . NailPlaced(?x, ?y))
P4()  $\triangleq$  ( $\forall$  ?x:screw, ?y:contraption .  $\neg$ ScrewPlaced(?x, ?y))
P5()  $\triangleq$  ( $\forall$  ?x:screw .  $\neg$ ScrewFastened(?x))
P6(?x:bolt)  $\triangleq$   $\neg$ (?x.is_held <= 0.5)
P7(?x:hammer)  $\triangleq$   $\neg$ (?x.is_held <= 0.5)
P8(?x:nail)  $\triangleq$   $\neg$ (?x.is_held <= 0.5)
P9(?x:robot)  $\triangleq$   $\neg$ (?x.fingers <= 0.5)
P10(?x:screw)  $\triangleq$   $\neg$ (?x.is_held <= 0.5)
P11(?x:screwdriver)  $\triangleq$   $\neg$ (?x.is_held <= 0.5)
P12(?x:wrench)  $\triangleq$   $\neg$ (?x.is_held <= 0.5)
P13()  $\triangleq$   $\neg$ ( $\forall$  ?x:bolt . BoltFastened(?x))
P14()  $\triangleq$   $\neg$ ( $\forall$  ?x:bolt .  $\neg$ BoltFastened(?x))
P15()  $\triangleq$   $\neg$ ( $\forall$  ?x:nail, ?y:contraption . NailPlaced(?x, ?y))
P16()  $\triangleq$   $\neg$ ( $\forall$  ?x:screw, ?y:contraption .  $\neg$ ScrewPlaced(?x, ?y))
P17()  $\triangleq$   $\neg$ ( $\forall$  ?x:screw . ScrewFastened(?x))
P18(?x:bolt)  $\triangleq$   $\neg$ ( $\forall$  ?y:contraption .  $\neg$ BoltPlaced(?x, ?y))

```

<p>Op0:</p> <p>Parameters: [?x0:nail, ?x1:robot]</p> <p>Preconditions:</p> <p> P9(?x1:robot)</p> <p> P15()</p> <p>Add Effects:</p> <p> P12(?x0:nail)</p> <p> P1(?x1:robot)</p> <p>Delete Effects:</p> <p> P9(?x1:robot)</p> <p>Controller: (PickNail, [?x1:robot, ?x0:nail])</p>	<p>Op2:</p> <p>Parameters: [?x0:hammer, ?x1:robot]</p> <p>Preconditions:</p> <p> P9(?x1:robot)</p> <p> P15()</p> <p>Add Effects:</p> <p> P1(?x1:robot)</p> <p> P12(?x0:hammer)</p> <p>Delete Effects:</p> <p> P9(?x1:robot)</p> <p>Controller: (PickHammer, [?x1:robot, ?x0:hammer])</p>
<p>Op1:</p> <p>Parameters: [?x0:contraption, ?x1:nail, ?x2:robot]</p> <p>Preconditions:</p> <p> P1(?x2:robot)</p> <p> P12(?x1:nail)</p> <p> P15()</p> <p>Add Effects:</p> <p> P9(?x2:robot)</p> <p> NailPlaced(?x1:nail, ?x0:contraption)</p> <p>Delete Effects:</p> <p> P1(?x2:robot)</p> <p> P12(?x1:nail)</p> <p>Controller: (Place, [?x2:robot])</p>	<p>Op3:</p> <p>Parameters: [?x0:contraption, ?x1:hammer, ?x2:nail, ?x3:robot]</p> <p>Preconditions:</p> <p> NailPlaced(?x2:nail, ?x0:contraption)</p> <p> P12(?x1:hammer)</p> <p> P15()</p> <p> P1(?x3:robot)</p> <p>Add Effects:</p> <p> NailFastened(?x2:nail)</p> <p>Delete Effects:</p> <p>Controller: (FastenNailWithHammer, [?x3:robot, ?x2:nail, ?x1:hammer, ?x0:contraption])</p>

Figure 9: Tools learned abstractions (top: predicates, bottom: operators part 1 of 2).

```

Op4:
Parameters: [?x0:bolt, ?x1:robot]
Preconditions:
  P13()
  P9(?x1:robot)
Add Effects:
  P1(?x1:robot)
  P12(?x0:bolt)
Delete Effects:
  P9(?x1:robot)
Controller: (PickBolt, [?x1:robot, ?x0:bolt])

Op5:
Parameters: [?x0:bolt, ?x1:contraption, ?x2:robot]
Preconditions:
  P13()
  P1(?x2:robot)
  P12(?x0:bolt)
Add Effects:
  BoltPlaced(?x0:bolt, ?x1:contraption)
  P18(?x0:bolt)
  P9(?x2:robot)
Delete Effects:
  P1(?x2:robot)
  P12(?x0:bolt)
Controller: (Place, [?x2:robot])

Op6:
Parameters: [?x0:hammer, ?x1:robot]
Preconditions:
  P1(?x1:robot)
  P15()
  P5()
  P12(?x0:hammer)
Add Effects:
  P9(?x1:robot)
Delete Effects:
  P1(?x1:robot)
  P12(?x0:hammer)
Controller: (Place, [?x1:robot])

Op7:
Parameters: [?x0:robot, ?x1:wrench]
Preconditions:
  P13()
  P9(?x0:robot)
Add Effects:
  P12(?x1:wrench)
  P1(?x0:robot)
Delete Effects:
  P9(?x0:robot)
Controller: (PickWrench, [?x0:robot, ?x1:wrench])

Op8:
Parameters: [?x0:bolt, ?x1:contraption, ?x2:robot, ?x3:wrench]
Preconditions:
  P18(?x0:bolt)
  P13()
  P12(?x3:wrench)
  BoltPlaced(?x0:bolt, ?x1:contraption)
  P1(?x2:robot)
Add Effects:
  BoltFastened(?x0:bolt)
  P14()
Delete Effects:
  P13()
Controller: (FastenBoltWithWrench, [?x2:robot, ?x0:bolt, ?x3:wrench,
?x1:contraption])

Op9:
Parameters: [?x0:robot, ?x1:screw]
Preconditions:
  P4()
  P5()
  P9(?x0:robot)
  P17()
Add Effects:
  P12(?x1:screw)
  P1(?x0:robot)
Delete Effects:
  P9(?x0:robot)
Controller: (PickScrew, [?x0:robot, ?x1:screw])

Op10:
Parameters: [?x0:contraption, ?x1:robot, ?x2:screw]
Preconditions:
  P4()
  P1(?x1:robot)
  P12(?x2:screw)
  P5()
  P17()
Add Effects:
  P9(?x1:robot)
  ScrewPlaced(?x2:screw, ?x0:contraption)
  P16()
Delete Effects:
  P4()
  P1(?x1:robot)
  P12(?x2:screw)
Controller: (Place, [?x1:robot])

Op11:
Parameters: [?x0:robot, ?x1:wrench]
Preconditions:
  P1(?x0:robot)
  P12(?x1:wrench)
  P5()
  P14()
Add Effects:
  P9(?x0:robot)
Delete Effects:
  P12(?x1:wrench)
  P1(?x0:robot)
Controller: (Place, [?x0:robot])

Op12:
Parameters: [?x0:robot, ?x1:screwdriver]
Preconditions:
  P16()
  P17()
  P5()
  P2(?x1:screwdriver)
  P9(?x0:robot)
Add Effects:
  P1(?x0:robot)
  P12(?x1:screwdriver)
Delete Effects:
  P9(?x0:robot)
Controller: (PickScrewdriver, [?x0:robot, ?x1:screwdriver])

Op13:
Parameters: [?x0:contraption, ?x1:robot, ?x2:screw, ?x3:screwdriver]
Preconditions:
  P12(?x3:screwdriver)
  P16()
  P1(?x1:robot)
  P2(?x3:screwdriver)
  ScrewPlaced(?x2:screw, ?x0:contraption)
  P5()
  P17()
Add Effects:
  ScrewFastened(?x2:screw)
Delete Effects:
  P5()
  P17()
Controller: (FastenScrewWithScrewdriver, [?x1:robot, ?x2:screw,
?x3:screwdriver, ?x0:contraption])

Op14:
Parameters: [?x0:contraption, ?x1:robot, ?x2:screw]
Preconditions:
  P16()
  ScrewPlaced(?x2:screw, ?x0:contraption)
  P17()
  P5()
  P9(?x1:robot)
Add Effects:
  ScrewFastened(?x2:screw)
Delete Effects:
  P5()
  P17()
Controller: (FastenScrewByHand, [?x1:robot, ?x2:screw, ?x0:contraption])

Op15:
Parameters: [?x0:bolt, ?x1:contraption, ?x2:robot, ?x3:wrench]
Preconditions:
  P18(?x0:bolt)
  P4()
  P13()
  P3()
  P5()
  P12(?x3:wrench)
  BoltPlaced(?x0:bolt, ?x1:contraption)
  P1(?x2:robot)
Add Effects:
  BoltFastened(?x0:bolt)
  P14()
Delete Effects:
  P13()
Controller: (FastenBoltWithWrench, [?x2:robot, ?x0:bolt, ?x3:wrench,
?x1:contraption])

Op16:
Parameters: [?x0:bolt, ?x1:contraption, ?x2:robot, ?x3:wrench]
Preconditions:
  P18(?x0:bolt)
  P14()
  P4()
  P13()
  P3()
  P5()
  P12(?x3:wrench)
  BoltPlaced(?x0:bolt, ?x1:contraption)
  P1(?x2:robot)
Add Effects:
  BoltFastened(?x0:bolt)
Delete Effects:
  P13()
Controller: (FastenBoltWithWrench, [?x2:robot, ?x0:bolt, ?x3:wrench,
?x1:contraption])

Op17:
Parameters: [?x0:robot, ?x1:screwdriver]
Preconditions:
  P2(?x1:screwdriver)
  P12(?x1:screwdriver)
  P1(?x0:robot)
  P16()
Add Effects:
  P9(?x0:robot)
Delete Effects:
  P1(?x0:robot)
  P12(?x1:screwdriver)
Controller: (Place, [?x0:robot])

```

Figure 10: Tools learned abstractions (operators part 2 of 2).