

# Dimensionality Reduction and Wasserstein Stability for Kernel Regression

Stephan Eckstein\*    Armin Iske†    Mathias Trabs‡

March 18, 2022

## Abstract

In a high-dimensional regression framework, we study consequences of the naive two-step procedure where first the dimension of the input variables is reduced and second, the reduced input variables are used to predict the output variable. More specifically we combine principal component analysis (PCA) with kernel regression. In order to analyze the resulting regression errors, a novel stability result of kernel regression with respect to the Wasserstein distance is derived. This allows us to bound errors that occur when perturbed input data is used to fit a kernel function. We combine the stability result with known estimates from the literature on both principal component analysis and kernel regression to obtain convergence rates for the two-step procedure.

## 1 Introduction

In data analysis, it is natural to first understand and reduce the explanatory data before fitting a regression (see, e.g., [1, 2, 4, 17, 23]). Aside from principal component analysis (PCA) [43], a variety of different approaches (like UMAP [30], MDS [12], autoencoders [33, 40, 41], SIR [28], KPCA [36], random projections [5], etc.) have become increasingly popular lately. There is a similarly large variety of regression and function estimation methods (like neural networks, kernel methods, decision forests, etc.). This paper aims to shed some light on the estimation errors that occur when first applying a dimensionality reduction method before fitting a regression. We focus on two frequently used and studied methods: PCA and kernel regression.

---

*AMS 2010 Subject Classification* 68Q32; 62H25; 62G35

*Keywords* Kernel regression, Dimensionality reduction, Principal component analysis, Stability, Wasserstein distance

\*Department of Mathematics, ETH Zürich, seckstein@ethz.ch

†Department of Mathematics, Universität Hamburg, armin.iske@uni-hamburg.de

‡Department of Mathematics, Karlsruhe Institute of Technology, trabs@kit.edu

If  $X$  is the explanatory data and  $Y$  is an output variable in a standard  $L^2$ -regression framework, the goal is to find a regression function  $g$  such that

$$\mathbb{E}[|g(X) - Y|^2]$$

is minimized. The optimal regression function  $g$  given perfect knowledge of the underlying distributions is given by  $g(X) = \mathbb{E}[Y|X]$ . When first applying a dimensionality reduction map  $P$  on  $X$ , the goal is instead to find a regression function  $f$  minimizing

$$\mathbb{E}[|f(P(X)) - Y|^2].$$

Reducing the dimension before performing a regression has several advantages, especially in view of computational aspects and interpretability of the occurring features and the obtained regression function (see, e.g., [9, 20, 26]). An aspect that is of crucial importance in any regression framework is *sample efficiency*, i.e., how much sample data is required to obtain good approximations of the true regression function. Usually, sample efficiency tends to deteriorate in higher dimensions, which is an instance of the curse of dimensionality. Studying sample efficiency in combination with dimensionality reduction is a focus of the analysis in this paper.

One the other hand, dimensionality reduction decreases the predictive power of the explanatory data. Indeed, in terms of information content, it is clear that for any non-invertible transformation  $P$ ,  $P(X)$  contains at most as much information as  $X$  does about  $Y$  (see, e.g., [2]). However, in many cases where dimensionality reduction is applied, the implicit assumption is that the reduced data  $P(X)$  retains almost all relevant information encoded in  $X$ , and thus the fit  $f(P(X)) \approx Y$  should be almost as good as  $g(X) \approx Y$ . For PCA, the structural error  $f \circ P - g$  can be controlled via the eigenvalues of the covariance matrix of  $X$ , see Proposition 3.7.

In sample based regression, only finitely many i.i.d. copies of  $(X, Y)$

$$(X_1, Y_1), \dots, (X_n, Y_n)$$

are given without knowing the true distribution of  $(X, Y)$ . For kernel regression, the convergence of the sample based regression functions for  $n \rightarrow \infty$  is a well studied problem (see, e.g., [8, 32, 38, 44]). When including a prior dimensionality reduction step, however, new errors occur that need to be controlled.

Let  $P_n$  denote the estimator of the dimensionality reduction map using  $X_1, \dots, X_n$  and let  $f_n$  denote the estimated regression function such that  $f_n(P_n(X_i)) \approx Y_i$  for  $i = 1, \dots, n$ . Comparing  $f_n \circ P_n$  to  $f \circ P$ , we observe two different error sources: First, obviously both  $f_n$  and  $P_n$  include the error introduced by sampling. Second however, a crucial error that is introduced for  $f_n$  is that already the input to its estimation procedure,

$P_n(X_1), \dots, P_n(X_n)$ , differs *in distribution* from the data  $P(X)$  which is used to reconstruct  $f$ . This means, the sample points  $P_n(X_1), \dots, P_n(X_n)$  which are used to estimate  $f_n$  are not merely i.i.d. copies of  $P(X)$  which is used to characterize  $f$ . Thus, the question of how close  $f_n$  is to  $f$  requires a suitable stability of kernel regression. In Theorem 2.8, we obtain a stability result which can control the difference between two kernel estimators when the difference of the underlying distributions is measured in the first Wasserstein distance. Subsequently, it is applied to the case where perturbed data is coming from an estimation error of PCA in Proposition 3.3. As the subspaces spanned by estimated PCA and true PCA map may have entirely different support, it is crucial that the stability result in Theorem 2.8 works with a metric distance like the Wasserstein distance, while stability results from the literature that work with the total variation norm or similar distances (see, e.g., [10, 11, 45]) cannot be applied here. While we focus on PCA as a standard and well studied dimensionality reduction approach, our stability result allows also to study the impact of more advanced methods. These are especially necessary if the explanatory variables cannot be described by a linear subspace, but, for instance, by a submanifold.

Intuitively, one expects that first reducing the dimension of the data and then performing a regression on the low-dimensional data should be as sample efficient as starting with the low-dimensional data directly. As just discussed, this intuition ignores the added difficulty of the estimation error for the dimensionality reduction map, and in particular that this error is propagated by the stability of the low-dimensional regression. We obtain error estimates in Theorem 3.4 and Corollary 3.5 for the overall procedure of PCA and kernel regression where the errors coming from this source are indeed restrictive, and thus the overall error estimates might be worse than starting directly with low-dimensional data. Thus, the analysis in this paper suggests that two considerations for dimensionality reduction in terms of sample efficiency have to be taken into account: On the one hand, the actual regression on the low-dimensional space is usually faster (see Section 2.2 for a quantification thereof), but on the other hand, a new error through estimation of the dimension reduction map is introduced. This comparison is discussed in more detail in Section 3.2. We conclude that the two-step approach is particularly useful if the dimension of the input data is large and the kernel is not too regular. These theoretical findings are confirmed in a numerical illustration.

We emphasize that the studied setting in this paper differs from the frequently studied question of *simultaneously* estimating a dimensionality reduction map  $P$  and an estimator  $f$  such that  $f(P(X)) \approx Y$ , which is for instance the case in multi-index models and related fields (see, e.g., [3, 16, 18, 19, 29, 34]). The method of simply applying an off-the-shelf dimensionality reduction method like PCA certainly leads to worse perfor-

mance on regression tasks, as the dimensionality reduction map is estimated using just the  $X$ -data, ignoring the output variable  $Y$ . Then again, such an approach has other benefits, like a clear interpretation of the reduced data and being able to use the same reduced data for different regression tasks. Another considerable benefit is in semi-supervised learning (see, e.g., [48, 49]): If a larger sample for  $X$  than for  $(X, Y)$  pairs is given, one can use the whole  $X$  sample for the estimation of the dimensionality reduction map. If the sample for  $X$  (compared to  $(X, Y)$  sample pairs) is sufficiently large, Proposition 3.6 shows that the error arising from the estimation of the PCA map is no longer restrictive for the overall error of the PCA and kernel regression procedure, and thus the sample efficiency of the low-dimensional kernel regression is recovered.

Finally, we mention that related objectives to this paper have recently been studied from different perspectives, like dimensionality reduction for kernel regression based on partitioning the space [21, 22], or related stability questions by studying out-of-distribution performance of kernel methods [7, 14].

The remainder of the paper is structured as follows: We introduce the kernel regression setting in Section 2.1 and analyze the basic influence that dimension and dimensionality reduction methods have on sample efficiency in Section 2.2. The Wasserstein stability result for kernel regression is given in Section 2.3. Section 3 studies the combined procedure of PCA and kernel regression. Section 3.1 states basic results from the literature on PCA and Section 3.2 states the results on the estimation error. Section 4 gives numerical examples illustrating the procedure.

Throughout this paper, we denote by  $|\cdot|$  the Euclidean norm. For matrices  $P \in \mathbb{R}^{D \times D}$ , we denote by  $\|P\|_{op}$  the operator norm and  $\|P\|_2$  the Hilbert-Schmidt norm. For a reproducing kernel Hilbert space (RKHS)  $\mathcal{H}$ , we denote by  $\|\cdot\|_{\mathcal{L}(\mathcal{H})}$  the uniform norm on the space  $\mathcal{L}(\mathcal{H})$  of bounded linear operators mapping  $\mathcal{H}$  to  $\mathcal{H}$ .

## 2 Kernel Regression: Dimension dependence, Convergence Rates, and Stability

This section gives results related to kernel regression. First, in Subsection 2.1 we introduce the kernel regression framework and state results from the literature on convergence rates. In Subsection 2.2, we give basic intuition and results on how kernel regression behaves under simple transformations of input measures, namely linear dimensionality reduction or inclusion of independent noise. And finally, Subsection 2.3 studies stability of the optimal kernel regression function when the input data is perturbed.

## 2.1 Kernel Regression Setting

We are given an input space  $\mathcal{X} \subseteq \mathbb{R}^D$  and an output space  $\mathcal{Y} \subseteq [-M, M]$  for some  $M > 0$ . The learning problem we are interested in is governed by a probability distribution  $\rho$  on  $\mathcal{Z} = \mathcal{X} \times \mathcal{Y}$ , where the goal is to find the optimal predictor of the output variables, given the input variables. This means, the goal is to solve

$$f_\rho := \arg \min_f \int (f(x) - y)^2 \rho(dx, dy),$$

where the  $\arg \min$  is taken over all measurable functions mapping  $\mathcal{X}$  to  $\mathcal{Y}$ . Writing  $\rho(dx, dy) = \rho_X(dx)\rho(dy|x)$ , the solution is given by the conditional mean

$$f_\rho(x) = \int y \rho(dy|x) = \mathbb{E}[Y|X = x].$$

However,  $\rho$  is not known precisely, and only finitely many sample pairs

$$(X_1, Y_1), (X_2, Y_2), \dots, (X_n, Y_n) \in \mathcal{Z}$$

are observed, which are independent and identically distributed according to  $\rho$ . To approximate  $f_\rho$  using these finitely many pairs, we introduce the regularized kernel regression problem

$$f_{\lambda,n} := \arg \min_{f \in \mathcal{H}} \frac{1}{n} \sum_{i=1}^n (f(X_i) - Y_i)^2 + \lambda \|f\|_{\mathcal{H}}^2,$$

where  $\lambda > 0$  is a regularization parameter and  $\mathcal{H}$  is a reproducing kernel Hilbert space (see, e.g., [24, Section 8.6], [13]) of functions mapping  $\mathcal{X}$  to  $\mathcal{Y}$ . We use the notation  $K: \mathcal{X} \times \mathcal{X} \rightarrow \mathbb{R}$  for the kernel associated with  $\mathcal{H}$ , and always assume that the kernel is normalized to  $\sup_{x \in \mathcal{X}} K(x, x) = 1$ . We further introduce

$$f_{\lambda,\rho} := \arg \min_{f \in \mathcal{H}} \int (f(x) - y)^2 \rho(dx, dy) + \lambda \|f\|_{\mathcal{H}}^2, \quad (1)$$

$$= \arg \min_{f \in \mathcal{H}} \int (f(x) - f_\rho(x))^2 \rho_X(dx) + \lambda \|f\|_{\mathcal{H}}^2 \quad (2)$$

which is called the population counterpart to  $f_{\lambda,n}$ , where we note that if  $\rho_n$  is the empirical distribution of the given sample, then  $f_{\lambda,\rho_n} = f_{\lambda,n}$ . Defining  $T_\rho: \mathcal{H} \rightarrow \mathcal{H}$  and  $g_\rho \in \mathcal{H}$  by

$$\begin{aligned} T_\rho f(x) &:= \int K(x, u) f(u) \rho_X(du), \\ g_\rho(x) &:= \int K(x, u) y \rho(du, dy) \end{aligned}$$

we recall that the solution of (1) is given by (see, e.g., [8])

$$f_{\lambda,\rho} = (T_\rho + \lambda)^{-1} g_\rho.$$

Finally, we introduce the clipped estimator

$$\mathbf{f}_{\lambda,\rho} := -M \vee (M \wedge f_{\lambda,\rho}),$$

and similarly  $\mathbf{f}_{\lambda,n}$ . The purpose of clipping is that, since  $f_\rho$  only takes values in  $[-M, M]$ , it holds  $|\mathbf{f}_{\lambda,\rho} - f_\rho| \leq |f_{\lambda,\rho} - f_\rho|$  and in certain aspects  $\mathbf{f}_{\lambda,\rho}$  is more tractable than  $f_{\lambda,\rho}$  (see also the discussion in [38] and references therein).

We will require an analogue of  $T_\rho$  acting on  $L^2$ . To this end, for a probability measure  $\mu$  on  $\mathcal{X}$ , we define the kernel integral operator  $L_{K,\mu}: L^2(\mu) \rightarrow L^2(\mu)$  by

$$L_{K,\mu}f(x) := \int K(x, \hat{x})f(\hat{x})\mu(d\hat{x}).$$

To study the approximation of  $\|f_{\lambda,n} - f_\rho\|_{L^2(\rho_X)}$ , two key parameters were identified in the literature to describe the convergence rate in  $n$  for a suitable choice of  $\lambda$ :

- Assumption 2.1.** (i) Let  $\alpha \in (0, 1)$  such that there exists a constant  $C_\alpha > 0$  so that the sequence of non-decreasing eigenvalues  $\sigma_1 \geq \sigma_2 \geq \dots$  of  $L_{K,\rho_X}$  satisfies  $\sigma_n \leq C_\alpha n^{-\frac{1}{\alpha}}$ .
- (ii) Let  $\beta \in (0, 1]$  such that there exists a constant  $C > 0$  so that  $\|f_{\lambda,\rho} - f_\rho\|_{L^2(\rho_X)}^2 + \lambda\|f_{\lambda,\rho}\|_{\mathcal{H}}^2 \leq C\lambda^\beta$ .

Roughly, the parameter  $\alpha$  describes the complexity of the measure  $\rho_X$  in terms of the kernel  $K$  while  $\beta$  measures the approximation error of the function  $f_\rho$  with functions in  $\mathcal{H}$ . We briefly discuss  $\alpha$  and  $\beta$  as follows.

**Example 2.2.** Since  $\int K(x, x)^2 \rho_X(dx) \leq 1$ ,  $L_{K,\rho_X}$  is compact and we have  $\alpha \leq 1$  [37, Theorem 4.27]. If the kernel is  $m$ -times continuously differentiable and  $\rho_X$  is the uniform distribution on the Euclidean unit ball in  $\mathbb{R}^D$ , where  $D < 2m$ , then Assumption 2.1(i) is satisfied for  $\alpha \leq \frac{D}{2m}$ , see [38, page 3]. In particular, regular kernels lead to smaller  $\alpha$  and a faster decay of  $(\sigma_n)$ . On the other hand, the decay suffers from large dimensions.

In view of (2), Assumption 2.1(ii) quantifies the approximation quality of  $f_\rho$  in a  $\mathcal{H}$ -ball. The function  $A_2(\lambda) = \|f_{\lambda,\rho} - f_\rho\|_{L^2(\rho_X)}^2 + \lambda\|f_{\lambda,\rho}\|_{\mathcal{H}}^2$  occurring in Assumption 2.1(ii) is also called the *approximation error function*. It is directly related to the interpolation properties of the RKHS, see [37, Chapter 5.6]. For instance, if  $\mathcal{H}$  is a Sobolev space of order  $m$ , then the kernel is  $m$ -times differentiable and we can choose  $\beta = \frac{2k}{2m}$  for  $k$ -Sobolev regular functions  $f_\rho$  where  $k \leq m$  (cf. [42, Chapter 11]). In particular, for a fixed regularity of the regression function  $f_\rho$  very regular kernels lead to small  $\beta$ .

In this paper, we mainly use results by [38], while in related settings very similar convergence results are obtained for instance by [8, 32, 42, 44].

**Remark 2.3.** The following inequality is a particular case of [38, Theorem 1] (by choosing  $s = p = \frac{1}{b}$  and  $q = 2$  therein): There exists a constant  $C_l > 0$ , such that for  $\tau > 0$ , it holds

$$\|\mathbf{f}_{\lambda,n} - f_\rho\|_{L^2(\rho_X)}^2 \leq C_l \tau \left( \lambda^\beta + \frac{1}{\lambda^\alpha n} + \frac{\lambda^\beta}{n} + \frac{1}{n} \right)$$

with probability at least  $1 - 3 \exp(-\tau)$  with respect to the  $n$ -fold product measure  $\rho^n$ . The dominating terms on the right hand side of the inequality are  $\lambda^\beta$  and  $(\lambda^\alpha n)^{-1}$  for  $n \rightarrow \infty$ ,  $\lambda \rightarrow 0$ . Optimizing for  $\lambda$  yields  $\lambda_n := n^{-\frac{1}{\beta+\alpha}}$  and a resulting learning rate of

$$\|\mathbf{f}_{\lambda_n,n} - f_\rho\|_{L^2(\rho_X)}^2 \leq C_l \tau n^{-\frac{\beta}{\beta+\alpha}}.$$

with probability at least  $1 - 3 \exp(-\tau)$ .

In the situation of Example 2.2 with a Sobolev space  $\mathcal{H}$  of order  $m$  and a  $k$ -Sobolev functions  $f_\rho$ , we recover the classical minimax rate  $n^{-2k/(2k+D)}$  if  $2m > (2k) \vee D$ . In particular, the rate deteriorates for large dimensions  $D$ .

## 2.2 Dimensionality Reduction and Transformations of Measures

In the previous section, the two parameters  $\alpha$  and  $\beta$  were introduced which characterize the properties of  $\mathcal{H}$  in relation to the data distribution  $\rho$  necessary for the rate of convergence, see Remark 2.3.

When transforming data, it is thus important to study how these parameters change when the data distribution changes. In particular, we focus on two simple yet important cases: First, a linear  $d$ -dimensional subspace of  $\mathbb{R}^D$  is transformed into a parametrization in  $\mathbb{R}^d$ , see Lemma 2.4. And second, independent noise is added to the input data, see Lemma 2.5.

For the following Lemma 2.4, the input data is changed with a linear map  $A : \mathbb{R}^D \rightarrow \mathbb{R}^d$ . We sometimes identify  $A$  by the corresponding matrix  $A \in \mathbb{R}^{d \times D}$ . We assume that  $A$  has orthonormal rows, where one may think of the PCA matrix containing the largest  $d$  eigenvectors of the covariance matrix of the data. Formally, the transformation of the input data is the following: If  $(X, Y)$  is distributed according to  $\rho$ , we set  $\tilde{\rho}$  as the distribution of  $(A(X), Y)$ , which is a probability measure on  $\tilde{\mathcal{Z}} = \tilde{\mathcal{X}} \times \mathcal{Y}$ , where  $\tilde{\mathcal{X}} \subset \mathbb{R}^d$ . We also assume that  $A$  is invertible on  $\text{supp}(\rho_X)$ , meaning that there is an inverse  $A_{\text{inv}}$  having orthonormal columns and  $A_{\text{inv}}(A(X)) = X$ . The interpretation of this assumption is that the data distribution  $\rho_X$  really does lie on a  $d$ -dimensional plane, see Figure 1.

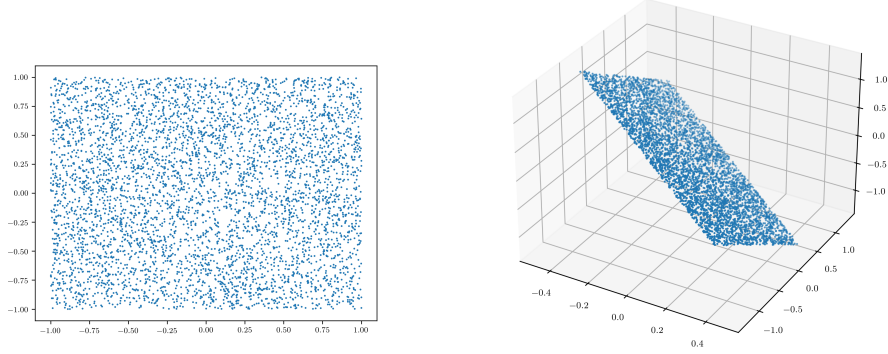


Figure 1: Simple case where high-dimensional data really lies on a lower-dimensional linear subspace and can be transformed with an orthonormal mapping as assumed in Lemma 2.4.

**Lemma 2.4.** *Assume that the kernel  $K$  is of the form  $K(x_1, x_2) = \phi(|x_1 - x_2|)$  for some  $\phi: \mathbb{R} \rightarrow \mathbb{R}$ . Then the learning problems for  $\rho$  and  $\tilde{\rho}$  as defined above are equivalent in the following sense:*

- (i)  $f_\rho = f_{\tilde{\rho}} \circ A$
- (ii)  $f_{\lambda, \rho} = f_{\lambda, \tilde{\rho}} \circ A$
- (iii) *The parameters  $\alpha$  and  $\beta$  from Assumption 2.1 can always be chosen equally for the learning problems with  $\rho$  and  $\tilde{\rho}$ .*

The proof of Lemma 2.4 is given in Section 5. We quickly mention that the result comes as no surprise, since both kernel matrices and output variables of the learning problems with  $\rho$  and  $\tilde{\rho}$  can be transformed into each other by invertible maps. Nevertheless, the result is important in the sense that it perfectly fits the situation of PCA. For this setting, the result formalizes the intuition that it does not matter whether one uses the data as  $D$ -dimensional points lying on a linear plane or the respective  $d$ -dimensional parametrization thereof.

The following result emphasizes the potential benefit of going from a true high-dimensional space to a lower-dimensional one. At least in the extreme case, where all one does is filter out independent noise, this can only improve the eigenvalue decay speed of the kernel integral operator and thus improve on the parameter  $\alpha$ . Formally, we choose some noise distribution  $\kappa$  on  $\mathcal{X}$  and denote by  $\rho_X * \kappa$  the convolution of  $\rho_X$  with  $\kappa$ . This means, if  $X \sim \rho_X$  and  $\varepsilon \sim \kappa$  are independent, then  $X + \varepsilon \sim \rho_X * \kappa$ .

**Lemma 2.5.** *Assume that the kernel  $K$  is of the form  $K(x_1, x_2) = \phi(|x_1 - x_2|)$  for some  $\phi: \mathbb{R} \rightarrow \mathbb{R}$ . Denote the sequences of decreasing eigenvalues*



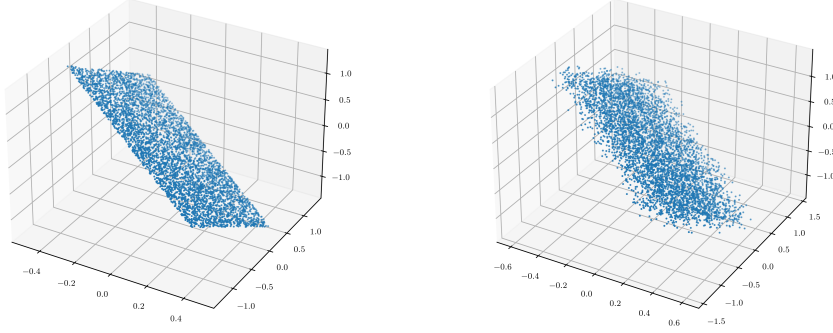


Figure 2: Simple case where independent noise is added to data lying on a linear subspace as assumed in Lemma 2.5.

for  $L_{K,\rho_X}$ ,  $L_{K,\kappa}$  and  $L_{K,\rho_X*\kappa}$  by  $(\sigma_n)_{n \in \mathbb{N}}$ ,  $(\gamma_n)_{n \in \mathbb{N}}$  and  $(\hat{\sigma}_n)_{n \in \mathbb{N}}$ , respectively. Then

$$\hat{\sigma}_n \geq \max\{\sigma_n, \gamma_n\}$$

holds for all  $n \in \mathbb{N}$ .

Lemma 2.5 implies that the decay rate of eigenvalues for the parameter  $\alpha$  in Assumption 2.1 is faster for  $\rho_X$  compared to  $\rho_X * \kappa$ , and hence when adding noise, the influence of  $\alpha$  goes in the direction of a slower learning rate. In terms of  $\alpha$ , filtering out noise can thus only improve the learning rate. The proof of Lemma 2.5 is given in Section 5.

While the above result only deals with the parameter  $\alpha$ , a tractable example to see the influence of the observation error  $\varepsilon \sim \kappa$  on the regularity parameter  $\beta$  is the errors-in-variables model (see, e.g., [31]). In this model,  $Y_i = f(X_i) + \delta_i$  with centered observation errors  $\delta_i$  independent of  $X_i$  and  $\varepsilon_i$ , and we observe  $(Z_i, Y_i)$  with  $Z_i = X_i + \varepsilon_i$ . Then  $f_\rho = f$  and if  $\rho_X$  and  $\kappa$  admit (Lebesgue) densities (denoted by  $\rho_X$  and  $\kappa$ , respectively, with some abuse of notation), we obtain the representation for the perturbed regression function  $f_{\rho,\kappa}(z) = \mathbb{E}[Y|Z = z] = \mathbb{E}[Y|X + \varepsilon = z]$ :

$$\begin{aligned} f_{\rho,\kappa}(z) &= \int f_\rho(x) \mathbb{P}(X = dx | X + \varepsilon = z) \\ &= \int f_\rho(x) \frac{\rho_X(x) \kappa(z - x)}{\rho_X * \kappa(z)} dx = \frac{((f_\rho \cdot \rho_X) * \kappa)(z)}{(\rho_X * \kappa)(z)}. \end{aligned}$$

Although there is a smoothing due to the convolution with  $\kappa$ , in an asymptotic regime with  $\varepsilon \rightarrow 0$  (in distribution), the above expression converges to  $f_\rho$  and  $f_{\rho,\kappa}$  inherits the regularity properties of  $f_\rho$ .

### 2.3 Stability Result

This section presents a general stability result for kernel regression with respect to the Wasserstein distance. In Section 3.2, this result will be applied to the case where the error in the data arises from the estimation error of a PCA map, see Proposition 3.3. We first state the general result in Theorem 2.8, and discuss some aspects of it below.

**Definition 2.6.** For two probability measures  $\rho_1$  and  $\rho_2$  on  $\mathcal{Z} = \mathcal{X} \times \mathcal{Y}$  we define the Wasserstein distance  $W(\rho_1, \rho_2)$  between  $\rho_1$  and  $\rho_2$  by

$$W(\rho_1, \rho_2) := \inf_{\pi \in \Pi(\rho_1, \rho_2)} \int (|x_1 - x_2| + |y_1 - y_2|) \pi(d(x_1, y_1), d(x_2, y_2))$$

where  $\Pi(\rho_1, \rho_2)$  is the set of all probability measures  $\pi$  on  $\mathcal{Z}^2$  with first marginal distribution  $\rho_1$  and second marginal distribution  $\rho_2$ .

We will require the following assumption for the kernel  $K$ .

**Assumption 2.7.** Assume the form  $K(x_1, x_2) = \phi(|x_1 - x_2|)$  for kernel  $K$ , where  $\phi: \mathbb{R}_+ \rightarrow \mathbb{R}$  satisfies the growth condition  $\phi(0) - \phi(r) \leq \frac{L^2}{2} r^2$ .

This assumption immediately implies the bound (cf. [24, Section 8.4.2])

$$\|K(x_1, \cdot) - K(x_2, \cdot)\|_{\mathcal{H}} = (2(\phi(0) - \phi(|x_1 - x_2|)))^{1/2} \leq L|x_1 - x_2|.$$

We note that Assumption 2.7 is satisfied for frequently used choices like the Gaussian kernel  $K(x, y) = \exp(-|x - y|^2)$  or various compactly supported radial kernels like  $K(x, y) = (1 - |x - y|)_+^2$  (see also [47, Table 4.1.] for more examples). In general, any function  $\phi$  that is twice continuously differentiable, satisfies  $\phi'(0) = 0$  and has bounded second derivative satisfies Assumption 2.7, as can be seen by using a second order Taylor expansion.

**Theorem 2.8.** *Grant Assumption 2.7. Given  $\lambda > 0$  and three distributions  $\rho_1, \rho_2, \rho_3$  on  $\mathcal{Z}$  such that  $f_{\lambda, \rho_2}$  is  $\mathcal{L}_\lambda$ -Lipschitz continuous and bounded by  $\mathcal{M}_\lambda$ , and  $\rho_1$  and  $\rho_3$  satisfy the relation*

$$\|(T_{\rho_3} - T_{\rho_1})(T_{\rho_3} + \lambda)^{-1}\|_{\mathcal{L}(\mathcal{H})} \leq \frac{1}{2}. \quad (3)$$

*Then it holds*

$$\|f_{\lambda, \rho_1} - f_{\lambda, \rho_2}\|_{L^2(\rho_3)} \leq (L\mathcal{M}_\lambda + \max\{1, LM\} + \mathcal{L}_\lambda) \frac{W_1(\rho_1, \rho_2)}{\sqrt{\lambda}}.$$

In Theorem 2.8 above, the assumption on the relation between  $\rho_1$  and  $\rho_3$  is obviously satisfied for  $\rho_1 = \rho_3$ . Further, as will later be used, it is satisfied when  $\rho_1$  is an empirical measure of  $\rho_3$  of sufficiently large sample size, relative to  $\lambda$ . The assumption of Lipschitz continuity of the kernel

is made so that it fits the standard definition of the Wasserstein distance. One may, for instance, weaken the assumption of Lipschitz continuity to Hölder continuity with exponent  $\alpha$  (that is, weaken the growth condition in Assumption 2.7 to  $\phi(0) - \phi(r) \leq r^{2\alpha}$ ) while simultaneously adjusting the cost function of the Wasserstein distance to  $|x_1 - x_2|^\alpha + |y_1 - y_2|$ .

**Remark 2.9.** As we assume the kernel is both bounded and Lipschitz continuous, both constants  $\mathcal{M}_\lambda$  and  $\mathcal{L}_\lambda$  occurring in Theorem 2.8 can be bounded by  $\|f_{\lambda,\rho_2}\|_{\mathcal{H}}$ , which can be controlled in various ways. Notably, it always holds  $\|f_{\lambda,\rho_2}\|_{\mathcal{H}} \leq \frac{M}{\sqrt{\lambda}}$  and more generally, stronger bounds on the  $\mathcal{H}$ -norm are for instance given in [44, Lemma 5.2] and indirectly by [13, Theorem 3]. In particular, if  $f_{\rho_2} \in \mathcal{H}$ , then  $\|f_{\lambda,\rho_2}\|_{\mathcal{H}}$  is uniformly bounded for all  $\lambda$ .

**Example 2.10.** We exemplify Theorem 3.4 in the setting of Lemma 2.5. Say  $(X, Y) \sim \rho$  and  $\varepsilon \sim \kappa$ , where  $(X, Y)$  and  $\varepsilon$  are independent. Assume

$$\int |x| \kappa(dx) = \delta.$$

Define  $\tilde{\rho} \sim (X + \varepsilon, Y)$ . Then it is straightforward to see that  $W_1(\rho, \tilde{\rho}) = \delta$  and thus for some constant  $B_\lambda$  only depending on  $\lambda$  but independent of  $\delta$ , Theorem 2.8 yields that

$$\|f_{\lambda,\rho} - f_{\lambda,\tilde{\rho}}\|_{L^2(\rho)} \leq B_\lambda \delta.$$

As mentioned in Remark 2.9, both the Lipschitz constant and the  $L^\infty$  bound on  $f_{\lambda,\tilde{\rho}}$  which are implicitly part of the constant  $B_\lambda$  can be controlled independently of  $\tilde{\rho}$  by  $\max\{\mathcal{L}_\lambda, \mathcal{M}_\lambda\} \leq \|f_{\lambda,\tilde{\rho}}\|_{\mathcal{H}} \leq \frac{M}{\sqrt{\lambda}}$ .

We shortly discuss the order of magnitude of the relation implied by Theorem 2.8 for the difference  $\|f_{\lambda,\rho_1} - f_{\lambda,\rho_2}\|_{L^2(\rho_3)}$  in terms of both  $W_1(\rho_1, \rho_2)$  and  $\lambda$ .

First, we give an argument for why the linear order of  $\|f_{\lambda,\rho_1} - f_{\lambda,\rho_2}\|_{L^2(\rho_3)}$  in  $W_1(\rho_1, \rho_2)$  likely cannot be improved: Define the kernel  $K$  by  $K(x, y) = \max\{0, 1 - |x - y|\}$  for  $x, y \in \mathbb{R}$ . Fix  $\bar{x}, \bar{u} \in \mathbb{R}$  with  $|\bar{x} - \bar{u}| < 1$ , and  $\rho_1 = \rho_3 = \delta_{(\bar{x}, 1)}$  and  $\rho_2 = \delta_{(\bar{u}, 1)}$ . One finds that  $W_1(\rho_1, \rho_2) = |\bar{x} - \bar{u}|$  and  $\|f_{\lambda,\rho_1} - f_{\lambda,\rho_2}\|_{L^2(\rho_3)} = \frac{1}{1+\lambda} |\bar{x} - \bar{u}|$ . The given example however is not a strict proof of the claim above. Even though the kernel  $K$  is positive definite on  $\mathbb{R}$ , it does not satisfy Assumption 2.7. Nevertheless, this example still shows that for general kernels, nothing better than the linear behavior implied by Theorem 2.8 can be obtained, especially in view of the quantitative nature of the result.

Next, we discuss the bound for  $\|f_{\lambda,\rho_1} - f_{\lambda,\rho_2}\|_{L^2(\rho_3)}$  for varying values of  $\lambda$ . Discussing the role of  $\lambda$  in Theorem 2.8 is difficult due to the limiting behavior for  $\lambda \rightarrow 0$ : Take  $\rho_1 = \rho_3$ . Since for  $\lambda \rightarrow 0$ , the limiting object  $f_{\rho_2}$

does not even have to be defined  $\rho_1$ -almost surely, we see that the limiting expression  $\|f_{\rho_1} - f_{\rho_2}\|_{L^2(\rho_1)}$  cannot be evaluated. In accordance with that, the bound implied by Theorem 2.8 goes to  $\infty$  for  $\lambda \rightarrow 0$ . However, it is difficult to find  $\rho_1$  and  $\rho_2$  where this difference really diverges, keeping in mind that our output space is bounded. Nevertheless, Theorem 2.8 is a result for all values of  $\lambda$ , and we can at least observe the behavior for certain ranges of  $\lambda$ . While optimality for  $\lambda \rightarrow 0$  seems difficult to verify, we can look at the behavior for  $\lambda \rightarrow \infty$ . In this case, the example mentioned above with  $\|f_{\lambda, \rho_1} - f_{\lambda, \rho_2}\|_{L^2(\rho_3)} = \frac{1}{1+\lambda}|\bar{x} - \bar{y}|$  is again insightful (while here, the assumption on the kernel does not matter as the behavior in  $\lambda$  is the same for different kernels). Indeed, for  $\lambda \rightarrow \infty$  this behaves like  $1/\lambda$ , and the right hand side of the estimate of Theorem 2.8 does as well (noting that here  $\mathcal{M}_\lambda \sim \mathcal{L}_\lambda \sim \|f_{\rho_2}\|_{\mathcal{H}} \sim \frac{1}{\sqrt{\lambda}}$  for  $\lambda \rightarrow \infty$ ).

### 3 Dimensionality Reduction

This section studies the combined approach of dimensionality reduction and function estimation.

#### 3.1 Principal Component Analysis

First, we state results on PCA, which are mainly taken from [35]. For a more general treatment of PCA in the context of dimensionality reduction we refer for instance to [25, 27]. The results by [35] will later be used in our estimates for the combined study of PCA with regularized kernel regression. The goal is to reduce the dimension of the input data from dimension  $D$  to  $d < D$ . The reduced data will still be regarded as points in  $\mathbb{R}^D$ , albeit Lemma 2.4 shows that it does not matter whether one uses the points as a linear subset in  $\mathbb{R}^D$  or a  $d$ -dimensional representation thereof.

For the PCA procedure, we are in the same setting as given in Section 2.1. Let

$$\mathcal{P}_d := \{P \in \mathbb{R}^{D \times D} : P \text{ is orthogonal projection of rank } d\}. \quad (4)$$

This means  $P \in \mathcal{P}_d$  can be written as  $P = A^\top A$  for  $A \in \mathbb{R}^{d \times D}$  having orthonormal rows. Define

$$P := \arg \min_{\tilde{P} \in \mathcal{P}_d} \int |x - \tilde{P}x|^2 \rho_X(dx), \quad (5)$$

$$\hat{P}_n := \arg \min_{\tilde{P} \in \mathcal{P}_d} \frac{1}{n} \sum_{i=1}^n |X_i - \tilde{P}X_i|^2. \quad (6)$$

The following standing assumption will be used to apply the results on principal component analysis.

**Assumption 3.1.** Let  $X \sim \rho_X$ .

- (i)  $X$  is sub-Gaussian.
- (ii)  $\sigma_d^X - \sigma_{d+1}^X > 0$ , where  $\sigma_1^X, \sigma_2^X, \dots, \sigma_D^X$  is the sequence of decreasing eigenvalues of the covariance matrix of  $X$ .
- (iii)  $X$  is centered:  $\mathbb{E}[X] = 0$ .

The following is a corollary of [35, Proposition 2] and the main reconstruction result for PCA which will be used in Section 3.2.

**Lemma 3.2.** *Grant Assumption 3.1. There exists a constant  $C_{pca}$  such that for all  $n \in \mathbb{N}$ ,  $\eta \in (0, 1)$ , with probability  $(1 - \eta)$ , it holds*

$$\|\hat{P}_n - P\|_{\text{op}} \leq \|\hat{P}_n - P\|_2 \leq \frac{C_{pca}}{\eta \sqrt{n}(\sigma_{d+1}^X - \sigma_d^X)}.$$

The PCA projections we work with defined in Equation (4) are regarded as mappings from  $\mathbb{R}^D$  onto itself. In terms of matrices, this means the projection mapping  $P = A^\top A$  is used to get the reduced data  $PX \in \mathbb{R}^D$  lying on a  $d$ -dimensional plane. An alternative route would be to work with  $A \in \mathbb{R}^{d \times D}$  directly instead and obtain reduced data  $AX \in \mathbb{R}^d$ . Similarly to Lemma 3.2 one can obtain error estimates in this setting using the sin  $\theta$ -Theorem (see, e.g., [46]) combined with optimal rates on covariance matrix estimation (see, e.g., [6]).

### 3.2 Estimation Error for PCA and Kernel Regression

We now combine and extend the settings from Sections 2 and 3.1 for the procedure studied in this section. We are given sample pairs

$$(X_1, Y_1), (X_2, Y_2), \dots, (X_n, Y_n) \in \mathcal{Z}$$

which are independent and identically distributed according to  $\rho$ . The optimal PCA map  $P \in \mathbb{R}^{D \times D}$  and its empirical counterpart  $\hat{P}_n \in \mathbb{R}^{D \times D}$  are defined in Equations (5) and (6), respectively. We define the dimension-reduced data as  $X_i^* := PX_i$  and the estimated counterpart as  $\hat{X}_i := \hat{P}_n X_i$ . Further, we define  $\tilde{\rho}$  as the distribution of  $(X_1^*, Y_1)$ .

We are looking for the optimal regression function given the dimension-reduced input data. The underlying distribution of the reduced data, given by  $\tilde{\rho}$ , leads to the best predictor

$$f_{\tilde{\rho}}(x) = \int y \tilde{\rho}(dy|x).$$

Since we lack knowledge of both  $\rho$  and  $P$ , we do not know  $\tilde{\rho}$  precisely. Thus to estimate  $f_{\tilde{\rho}}$  with our finite data, we define the regularized least square kernel fit

$$\hat{f}_{\lambda, n} := \arg \min_{f \in \mathcal{H}} \frac{1}{n} \sum_{i=1}^n (f(\hat{X}_i) - Y_i)^2 + \lambda \|f\|_{\mathcal{H}}^2,$$

For our error analysis we will later also require

$$f_{\lambda,n} := \arg \min_{f \in \mathcal{H}} \frac{1}{n} \sum_{i=1}^n (f(X_i^*) - Y_i)^2 + \lambda \|f\|_{\mathcal{H}}^2.$$

The mappings  $\hat{P}_n$  and  $\hat{f}_{\lambda,n}$  can actually be calculated given the sample data, while  $P$  and  $f_{\tilde{\rho}}$  are the respective best possible fits that can result from the employed procedure. Of main interest in our analysis is thus the error

$$\|\hat{f}_{\lambda,n} \circ \hat{P}_n - f_{\tilde{\rho}} \circ P\|_{L^2(\rho_X)}. \quad (7)$$

First, we give the specification of Theorem 2.8 to the case relevant for bounding the error in Equation (7). To state the result, we introduce some additional notation, namely  $C_1 := \|T_{\tilde{\rho}}\|_{\mathcal{L}(\mathcal{H})}$ ,  $\mathcal{N}(\lambda) := \text{Tr}((T_{\tilde{\rho}} + \lambda)^{-1}T_{\tilde{\rho}})$  and  $B_\lambda := (\max\{1, LM\} + LM_\lambda + \mathcal{L}_\lambda)$ .

**Proposition 3.3.** *Let  $\eta \in (0, 1)$  and grant Assumption 2.7. Assume*

$$\lambda \leq C_1 \quad \text{and} \quad n \geq 64 \frac{\log^2(6\eta^{-1})\mathcal{N}(\lambda)}{\lambda}, \quad (8)$$

*and set  $S := \frac{1}{n} \sum_{i=1}^n |X_i|$ . Then*

$$\|\hat{f}_{\lambda,n} \circ P - f_{\lambda,n} \circ P\|_{L^2(\rho_X)} \leq S \frac{B_\lambda}{\sqrt{\lambda}} \|\hat{P}_n - P\|_{op}.$$

*holds with probability at least  $1 - \eta/3$  with respect to  $\rho^n$ .*

For the overall error analysis, we will bound  $\|\hat{P}_n - P\|_{op}$  using Lemma 3.2, which will lead to a high-probability bound for of order  $1/\sqrt{n}$ . Further, the term  $S$  is of course either bounded (if  $X_1$  is bounded) or at least bounded with high-probability by the weak law of large numbers, since we will always assume that  $X_1$  has finite second moment. Further, while  $B_\lambda$  certainly may be unbounded for small  $\lambda$  in general, in various situations one may reasonably assume that  $B_\lambda \leq \bar{C} < \infty$  uniformly over all  $\lambda$ , for instance if all estimators are uniformly bounded with respect to  $\|\cdot\|_{\mathcal{H}}$  (cf. Remark 2.9). Finally, it is worth mentioning that the assumption in equation (8) may be restrictive in general, although in the setting of [8] the assumption is shown to be satisfied asymptotically for a suitable choice of  $\lambda$  leading to optimal rates (cf. the related discussion in [42, Chapter 13]).

The following result gives the overall result for the sample based error given in Equation (7). The constants  $C_1$  and  $B_\lambda$  appearing therein are as in Proposition 3.3.  $C_l$  is the constant from Remark 2.3. The parameters  $\alpha$  and  $\beta$  are as in Assumption 2.1 for the measure  $\tilde{\rho}$ . And finally, we introduce a further constant  $\Gamma := \frac{3C_{pca}}{\sigma_{d+1}^X - \sigma_d^X}$  with  $C_{pca}$  from Lemma 3.2.

**Theorem 3.4.** *Grant Assumptions 2.1, 2.7 and 3.1. Let  $\lambda > 0$  and  $\eta \in (0, 1)$  such that (8) holds. Then*

$$\begin{aligned} & \frac{1}{3} \|\hat{\mathbf{f}}_{\lambda,n} \circ \hat{P}_n - f_{\bar{\rho}} \circ P\|_{L^2(\rho_X)}^2 \\ & \leq \Gamma \frac{\mathcal{L}_\lambda^2}{\eta^2 n} + \Gamma^2 S^2 B_\lambda^2 \frac{1}{\eta^2 n \lambda} + C_l \log(9/\eta) \left( \lambda^\beta + \frac{1}{\lambda^\alpha n} + \frac{\lambda^\beta}{n} + \frac{1}{n} \right). \end{aligned} \quad (9)$$

with probability at least  $1 - \eta$  according to the  $n$ -fold product measure  $\rho^n$ .

In the above result, the error is split into three terms,

$$\begin{aligned} \frac{1}{3} \|\hat{\mathbf{f}}_{\lambda,n} \circ \hat{P}_n - f_{\bar{\rho}} \circ P\|_{L^2(\bar{\rho})}^2 & \leq \|(\hat{\mathbf{f}}_{\lambda,n} \circ \hat{P}_n - \hat{\mathbf{f}}_{\lambda,n} \circ P)\|_{L^2(\bar{\rho})}^2 \\ & \quad + \|(\hat{\mathbf{f}}_{\lambda,n} \circ P - \mathbf{f}_{\lambda,n} \circ P)\|_{L^2(\bar{\rho})}^2 \\ & \quad + \|(\mathbf{f}_{\lambda,n} \circ P - f_{\bar{\rho}} \circ P)\|_{L^2(\bar{\rho})}^2. \end{aligned}$$

These directly translate to the three terms on the right hand side of Equation (9), where the first results from the Lipschitz constant of  $\hat{\mathbf{f}}_{\lambda,n}$  combined with the PCA error (Lemma 3.2), the second is the PCA error combined with the stability result (Theorem 2.8) and the final term is the kernel regression approximation error on the low-dimensional space (cf. Remark 2.3).

In the following, we specify the above Theorem 3.4 by optimizing for  $\lambda$  under the simplifying assumption  $B_\lambda \leq \bar{C}$ , cf. Remark 2.9. The dominating terms in the bound of Theorem 3.4 for  $n \rightarrow \infty$  and  $\lambda \rightarrow 0$  on the right hand side of Equation (9) are  $\frac{1}{n\lambda}$  and  $\lambda^\beta$ .

**Corollary 3.5.** *We are in the setting of Theorem 3.4 and assume  $B_\lambda \leq \bar{C}$  and  $S \leq \bar{S}$ . Optimizing the right hand side of Equation (9) for  $\lambda$  yields*

$$\lambda = n^{-\frac{1}{\beta+1}}$$

and thus, assuming (8) holds, for a constant  $C$  independent of  $n$ , an overall high-probability learning rate of the form

$$\|\hat{\mathbf{f}}_{\lambda,n} \circ \hat{P}_n - f_{\bar{\rho}} \circ P\|_{L^2(\rho_X)}^2 \leq C n^{-\frac{\beta}{\beta+1}}. \quad (10)$$

Instead of the procedure introduced in this Section (first PCA, then kernel regression on  $d$ -dimensional subspace), consider the alternative method to fit  $f_\rho$  directly using kernel regression on  $\mathbb{R}^D$ . Let us denote the clipped estimated kernel functions by  $\mathbf{g}_{\lambda,n}$  and  $\bar{\alpha}, \bar{\beta}$  be the parameters for Assumption 2.1 for  $\rho$ . By Remark 2.3, the resulting learning rate is

$$\|f_\rho - \mathbf{g}_{\lambda,n}\|_{L^2(\rho_X)}^2 \leq C n^{-\frac{\bar{\beta}}{\bar{\beta}+\bar{\alpha}}}.$$

Compared with the rate in (10), we find that it is not immediate which procedure converges faster. Indeed, if

$$\frac{\bar{\beta}}{\bar{\alpha}} > \beta,$$

then the direct high-dimensional estimation converges faster, and vice versa.

In Corollary 3.5, the influence of  $\alpha$  from Assumption 2.1 is lost in the overall rate. More precisely, the rate behaves as if  $\alpha$  takes the (worst possible) value of  $\alpha = 1$ . In a sense, this means that the rate is no longer adaptive with respect to the complexity of  $\rho_X$  measured by the RKHS  $\mathcal{H}$ . This makes intuitive sense, since now the complexity of  $\rho_X$  also influences the estimation procedure of the PCA map, which is independent of  $\mathcal{H}$ .

On the other hand, in the setting of Example 2.2 but for the low dimensional space, we can adapt the regularity  $m$  of the kernel to the dimension  $d$  which has two advantages: First, we can allow for much smaller regularities since  $d$  might be considerably smaller than  $D$  and thus the numerical stability of the kernel method can be improved (cf. [42, Section 12]). Second, the resulting  $\alpha = \frac{d}{2m}$  can be chosen close to one and the rate in Corollary 3.5 is only slightly worse than the best possible rate  $n^{-2k/(2k+d)}$  for  $k$ -Sobolev regular regression functions  $f_{\bar{\rho}}$ .

Moreover, this comparison certainly motivates that dimensionality reduction is particularly suitable to apply if one does not expect small values of  $\bar{\alpha}$  anyways. Recall that  $\bar{\alpha}$  is usually small if the kernel  $K$  is very smooth and the dimension is not too large. Especially for large dimensions, one could expect high values of  $\bar{\alpha}$ , and thus not much is lost when applying dimensionality reduction, which basically leads to  $\alpha = 1$ . This intuition is consistent with the numerical results in Section 4, where Figure 4 shows that utilizing PCA for dimensionality reduction leads to notable improvements for  $C^0$  or  $C^2$  kernels, while this is not (or less so) the case for the Gaussian kernel, which is  $C^\infty$ .

The two-step procedure described has another interesting possibility. Consider the case where more  $X$ -sample points are given compared to  $(X, Y)$  sample pairs, which is a situation frequently observed in semi-supervised learning settings. Then, the error bounds for the PCA map can use all  $X$  samples, even though the function estimation can only use the pairs. This can improve the overall estimates of the whole procedure.

Let  $m > n$  and additional  $m - n$  many  $X$ -samples  $X_{n+1}, \dots, X_m$  be given and we consider the case where the PCA map is estimated using all  $m$  many  $X$ -samples.



**Theorem 3.6.** *With the setting and notation of Theorem 3.4, it holds*

$$\begin{aligned} & \frac{1}{3} \|\hat{\mathbf{f}}_{\lambda,n} \circ \hat{P}_m - f_{\hat{\rho}} \circ P\|_{L^2(\rho_X)}^2 \\ & \leq T^2 \frac{\mathcal{L}_{\lambda}^2}{\eta^2 m} + T^2 S^2 B_{\lambda}^2 \frac{1}{\eta^2 m \lambda} + C_l \log(9/\eta) \left( \lambda^{\beta} + \frac{1}{\lambda^{\alpha} n} + \frac{\lambda^{\beta}}{n} + \frac{1}{n} \right). \end{aligned} \quad (11)$$

We make the same simplifications as in Corollary 3.5 and assume that (8) holds. Then the right hand side of (11) is of order  $\frac{1}{\lambda m} + \lambda^{\beta} + \frac{1}{\lambda^{\alpha} n}$  for large  $n, m$  and small  $\lambda$ . If  $m > n^{\frac{1+\beta}{\beta+\alpha}}$  the optimized choice  $\lambda = n^{-\frac{1}{\beta+\alpha}}$  yields the rate of convergence

$$\|\hat{\mathbf{f}}_{\lambda,n} \circ \hat{P}_m - f_{\hat{\rho}} \circ P\|_{L^2(\rho_X)}^2 \leq C n^{-\frac{\beta}{\beta+\alpha}}.$$

Otherwise we obtain rate  $m^{-\frac{\beta}{\beta+1}}$  for  $\lambda = m^{-\frac{1}{1+\beta}}$ .

For sufficiently large  $m$ , we thus recover the rate from Remark 2.3 in the low-dimensional space.

Finally, Proposition 3.7 gives a direct result on controlling the structural error  $\|f_{\rho} - f_{\hat{\rho}} \circ P\|_{L^2(\rho_X)}$  of the procedure under a Lipschitz condition for  $f_{\rho}$ . It shows that the magnitude of the error is controlled by the smallest eigenvalues of the covariance matrix of  $X \sim \rho_X$ .

**Proposition 3.7.** *Let  $f_{\rho}$  be Lipschitz continuous with constant  $L$ . Then it holds*

$$\|f_{\rho} - f_{\hat{\rho}} \circ P\|_{L^2(\rho_X)} \leq 2L \left( \sum_{i=d+1}^D \sigma_i^X \right)^{1/2},$$

where  $\sigma_1^X, \dots, \sigma_D^X$  are the eigenvalues of the covariance matrix of  $X \sim \rho_X$  in decreasing order.

## 4 Examples

In this section, the overall procedure of dimensionality reduction and kernel regression is illustrated in a simple setting. We mainly aim to shed some light on the comparison of the occurring errors for direct regression versus inclusion of dimensionality reduction, as discussed above. Due to computational constraints, the insight of these examples towards true asymptotic behavior is of course limited, but we believe the illustration for smaller sample sizes and visualization of the absolute errors involved can nevertheless be insightful.

Let  $d = 2$  and  $D = 10$ . The  $X$ -data is generated as follow: Consider  $\tilde{X}$  to be uniformly distributed on the grid  $[-1, 1]^d \times [-\varepsilon, \varepsilon]^{D-d}$ , where we set  $\varepsilon = 0.1$ . We define  $X$  to be some rotation (with an orthogonal transformation)

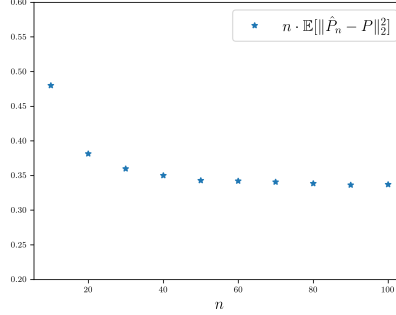


Figure 3: Rate for the excess reconstruction error (the error occurring from sample estimation of the PCA map) for the PCA map in the Example given in Section 4. To estimate the expectation, we used the Monte-Carlo method with 10000 sample points for  $\hat{P}_n$  for each  $n$ .

of  $\tilde{X}$ . The first two eigenvalues of the covariance matrix of  $X$  are thus  $1/3$  and the remaining ones are  $1/30$ .

As in Section 3.1, we denote by  $P$  the PCA map and  $\hat{P}_n$  the estimated counterpart. The excess reconstruction error for the PCA procedure depending on the number of sample points used, which is studied in Lemma 3.2, is showcased in Figure 3. The shown error, after an application of Markov's inequality, yields Lemma 3.2 which governs the term  $\varepsilon$  in the stability result in Proposition 3.3. We see that the (predicted) linear behavior in  $n$  arises.

For the  $Y$ -data, we treat two different cases. Roughly speaking, the cases differ in the sense of whether the dependence structure of  $(X, Y)$  includes the noise inherent in  $X$  or not. For both cases, we fix a function  $f: \mathbb{R}^D \rightarrow \mathbb{R}$ , which we (rather arbitrarily) define by  $f^{(1)}(x) := \sin(\sum_{i=1}^D x_i)$ .

For the first case, we define  $Y := f^{(1)}(P(X)) + U$ , and for the second case  $Y := f^{(1)}(X) + U$ , where  $U$  is uniformly distributed on  $[-0.1, 0.1]$  and independent of all other variables. We see that in the first case, the dependence structure between  $X$  and  $Y$  is completely mediated by the first two principal components of  $X$ , while in the second case all principal components of  $X$  are relevant. We thus expect the dimensionality reduction method to be particularly useful in the first case.

We use cross-validation as described in [38] to obtain the respective values of  $\lambda$ . The results are presented for different kernel functions varying in their regularity. Each kernel is of the form  $K(x, y) = \phi(|x - y|)$ , where we use

$$\begin{aligned}
\phi_\infty(r) &= \exp(-r^2) && (C^\infty, \text{Gaussian kernel}), \\
\phi_2(r) &= \max\{0, 1 - r\}^8 (8r + 1) && (C^2, \text{cf. [47, Table 4.1]}), \\
\phi_0(r) &= \max\{0, 1 - r\}^6 (8r + 1) && (C^0, \text{cf. [47, Table 4.1]}).
\end{aligned} \tag{12}$$

We observe the estimation errors for the first case and different choices

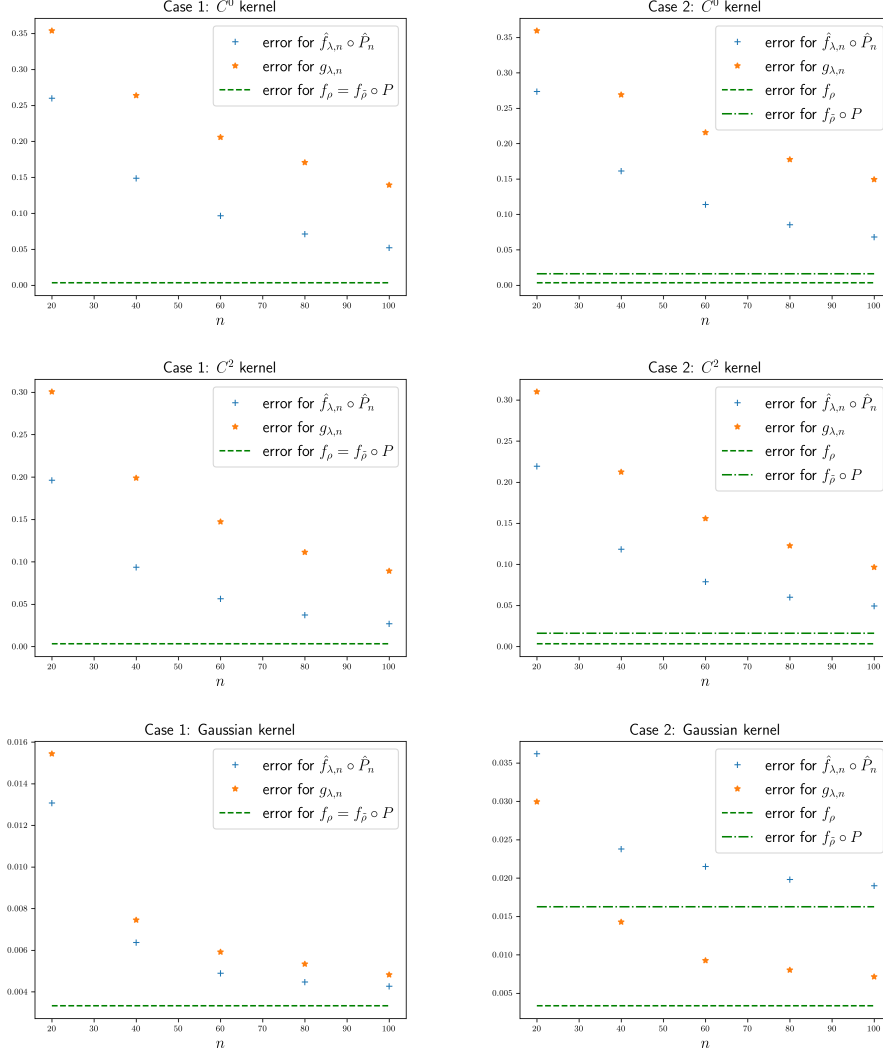


Figure 4: Overall estimation error  $\int (f(x) - y)^2 \rho(dx, dy)$  for different estimators  $f$  and different generation of  $Y$  data. The different estimators are the asymptotic estimates  $f_\rho$  and  $f_{\hat{\rho}} \circ P$ , the direct kernel estimator  $g_{\lambda,n}$ , and the estimator arising from the PCA and subsequent kernel regression procedure  $\hat{f}_{\lambda,n} \circ \hat{P}_n$ . The respective kernels are described in (12) and  $\lambda$  is set via cross-validation. Each reported value is an average over 50 independent runs of generating the respective sample.

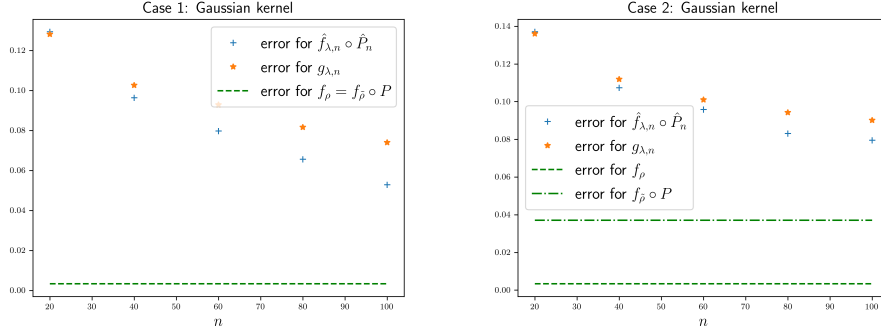


Figure 5: Overall estimation error  $\int (f(x) - y)^2 \rho(dx, dy)$  for different estimators  $f$ . The  $(X, Y)$  data is defined via the just continuous (but not differentiable) function  $f^{(2)}$ . The different estimators are the asymptotic estimates  $f_\rho$  and  $f_\rho \circ P$ , the direct kernel estimator  $g_{\lambda,n}$ , and the estimator arising from the PCA and subsequent kernel regression procedure  $\hat{f}_{\lambda,n} \circ \hat{P}_n$ . The kernel is the Gaussian kernel and  $\lambda$  is set via cross-validation. Each reported value is an average over 50 independent runs of generating the respective sample.

of kernel functions in Figure 4. As expected by the data generating process for the first case, the procedure including the dimensionality reduction step performs very well. However, the dimensionality reduction also mostly reduces the total error in the second case (for the  $C^0$  and  $C^2$  kernels), while only in the Gaussian case (where the absolute error is already very small), the asymptotic error dominates and the procedure involving dimensionality reduction produces larger absolute error, see also the discussion after Corollary 3.5, which gives an explanation for this behavior.<sup>1</sup>

Since the function  $f^{(1)}(x) := \sin(\sum_{i=1}^D x_i)$  defining the dependence structure of  $(X, Y)$  is  $C^\infty$ , it is natural that the Gaussian kernel performs well. It is interesting to observe what happens when a less regular function is used. To this end, we define  $f^{(2)}(x) := |\sin(2 \sum_{i=1}^D x_i)|$  and  $(X, Y)$  for the two different cases analogously to the above. Figure 5 reports the results. Obviously, all occurring errors are larger and the observed rate of convergence is slower compared to the data generated via  $f^{(1)}$ , compatible with Remarks 2.3 and Corollary 3.5. Since the Gaussian kernel does not quickly converge to the best estimator, the effect of the dimensionality reduction is visible even for Case 2. A plausible reason is that the irregular relation of  $(X, Y)$  is smoothed via the dimensionality reduction, and thus the param-

<sup>1</sup>We note another possible reason for the difference in absolute errors between the choices of kernel can be the bandwidth. This means, the absolute errors may be more similar if we tried to optimize the bandwidth suitably (i.e., work with kernels  $r \mapsto \phi(\gamma r)$  for suitable choices of  $\gamma > 0$ ).

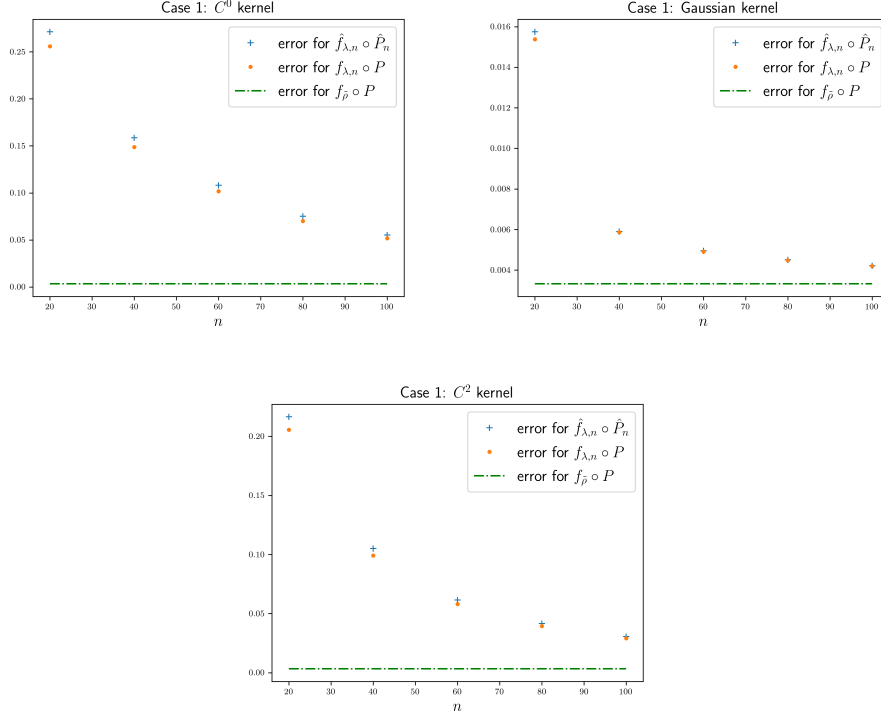


Figure 6: Overall estimation error  $\int (f(x) - y)^2 \rho(dx, dy)$  for different estimators  $f$ . The different estimators are the asymptotic estimator  $f_{\tilde{\rho}} \circ P$ , the estimator arising from the PCA and subsequent kernel regression procedure  $\hat{f}_{\lambda,n} \circ \hat{P}_n$ , as well as the estimator  $f_{\lambda,n} \circ P$  which uses samples but assumes knowledge of the true PCA map  $P$ . The respective kernels are described in (12) and  $\lambda$  is set via cross-validation. Each reported value is an average over 50 independent runs of generating the respective sample.

eter  $\beta$  of Assumption 2.1 is larger (leading to faster convergence) for the two-step procedure (c.f. the discussion after Corollary 3.5).

To emphasize the effect of estimating the dimensionality reduction map instead of starting in the low-dimensional space directly, Figure 6 shows the difference between the estimator  $\hat{f}_{\lambda,n}$  which uses the estimated PCA map  $\hat{P}_n$  and the estimator  $f_{\lambda,n}$  using the true PCA map  $P$  (for the first case described above, where  $Y = f(P(X)) + U$ ). While we see that the estimation of the PCA map does influence the total error in a non-negligible way, it is not clear whether this influence is really relevant asymptotically. This suggests that the estimates of Theorems 2.8 and Proposition 3.3 may be improved upon for situations as the one treated in this example, perhaps under the assumption of higher order differentiability of the kernel function, instead of just the Lipschitz condition required in Assumption 2.7.

## 5 Proofs

### 5.1 Proofs for Section 2

*Proof of Lemma 2.4.* Before showing the individual claims, we first make the following observation: Take  $\lambda > 0$  and  $\varphi : \mathcal{X} \rightarrow \mathbb{R}$ . Then  $(\lambda, \varphi)$  is an eigenvalue/-function pair  $(\lambda, \varphi)$  of  $L_{K, \rho_X}$  if and only if  $(\lambda, \varphi \circ A_{\text{inv}})$  is one of  $L_{K, \tilde{\rho}_{\tilde{X}}}$ . This follows because  $A_{\text{inv}}$  has orthonormal columns and thus  $|\tilde{x}| = |A_{\text{inv}}(\tilde{x})|$  for all  $\tilde{x} \in \tilde{\mathcal{X}}$ . This implies

$$\begin{aligned} L_{K, \rho_X} \varphi(x) &= \int \phi(|x - u|) \varphi(u) \rho_X(du) \\ &= \int \phi(|A_{\text{inv}}(A(x)) - \tilde{u}|) \varphi \circ A_{\text{inv}}(\tilde{u}) \tilde{\rho}_{\tilde{X}}(d\tilde{u}) \\ &= \int \phi(|A(x) - \tilde{u}|) \varphi \circ A_{\text{inv}}(\tilde{u}) \tilde{\rho}_{\tilde{X}}(d\tilde{u}) = L_{K, \tilde{\rho}_{\tilde{X}}} \varphi \circ A_{\text{inv}}(A(x)) \end{aligned}$$

and hence if  $L_{K, \rho_X} \varphi(x) = \lambda \varphi(x)$  then

$$L_{K, \tilde{\rho}_{\tilde{X}}}(\varphi \circ A_{\text{inv}})(A(x)) = L_{K, \rho_X} \varphi(x) = \lambda \varphi(x) = \lambda(\varphi \circ A_{\text{inv}})(A(x))$$

and vice versa.

(i): We first show that  $f_\rho = f_{\tilde{\rho}} \circ A$ . To this end, we show that  $\rho(\cdot|x) = \tilde{\rho}(\cdot|A(x))$ . First note that  $\tilde{\rho}_X = \rho_X \circ A^{-1}$  ( $\tilde{\rho}_X$  is the pushforward measure of  $\rho_X$  under the map  $A$ ) and  $\rho_X = \tilde{\rho}_X \circ A_{\text{inv}}^{-1}$ . For a continuous and bounded function  $g : \mathcal{Z} \rightarrow \mathbb{R}$ , it holds

$$\begin{aligned} \int g d\rho &= \int g(A_{\text{inv}}(A(x)), y) \rho(dx, dy) \\ &= \int \int g(A_{\text{inv}}(\tilde{x}), y) \tilde{\rho}(dy|\tilde{x}) \tilde{\rho}_{\tilde{X}}(d\tilde{x}) \\ &= \int \int g(A_{\text{inv}}(\tilde{x}), y) \tilde{\rho}(dy|A(A_{\text{inv}}(\tilde{x}))) \tilde{\rho}_{\tilde{X}}(d\tilde{x}) \\ &= \int \int g(x, y) \tilde{\rho}(dy|A(x)) \rho_X(dx), \end{aligned}$$

which shows  $\rho(\cdot|x) = \tilde{\rho}(\cdot|A(x))$ .

(ii): We show  $f_{\lambda, \rho} = f_{\lambda, \tilde{\rho}} \circ A$ . By the relation of the eigenvalue/-function pairs of  $L_{K, \rho_X}$  and  $L_{K, \tilde{\rho}_{\tilde{X}}}$  as shown at the beginning of the proof, it follows from Mercer's theorem (see, e.g., [39]) that  $\|f\|_{\mathcal{H}} = \|f \circ A\|_{\mathcal{H}}$  holds for all  $f \in \mathcal{H}$  mapping from  $\tilde{X}$  to  $\mathbb{R}$ . Further,

$$\int (f(\tilde{x}) - y)^2 \tilde{\rho}(d\tilde{x}, dy) = \int (f(A(x)) - y)^2 \rho(dx, dy)$$

and thus  $f_{\lambda, \tilde{\rho}} \circ A$  is the unique optimizer of

$$\arg \min_{f \in \mathcal{H}} \int (f(x) - y) \rho(dx, dy)$$

which yields  $f_{\lambda, \tilde{\rho}} \circ A = f_{\lambda, \rho}$ .

(iii): The argument given at the beginning of the proof immediately implies the same eigenvalue decay of the operators  $L_{K, \rho_X}$  and  $L_{K, \tilde{\rho}_{\tilde{X}}}$  and thus the parameter  $\alpha$  can be chosen equally. That the parameter  $\beta$  can be chosen equally follows using (i) and (ii), since a quick calculation reveals

$$\int (f_{\lambda, \rho} - f_{\rho})^2 d\rho = \int (f_{\lambda, \tilde{\rho}} \circ A - f_{\rho} \circ A)^2 d\rho = \int (f_{\lambda, \tilde{\rho}} - f_{\tilde{\rho}})^2 d\tilde{\rho}. \quad \square$$

*Proof of Lemma 2.5.* For a function  $\varphi : X \rightarrow \mathbb{R}$  and  $u \in X$ , denote by  $\varphi^{+u}$  the function defined by  $\varphi^{+u}(x) := \varphi(x + u)$ .

Let  $\lambda$  be an eigenvalue of  $L_{K, \kappa}$  with eigenfunction  $\varphi$ . We show that  $(\lambda, \varphi)$  is also an eigenvalue/-function of  $L_{K, \rho_X * \kappa}$  (the same holds with  $\kappa$  and  $\rho_X$  interchanged), which will yield the claim. It holds

$$\begin{aligned} L_{K, \rho_X * \kappa} \varphi(x) &= \int \varphi(z) K(x, z) (\rho_X * \kappa)(dz) \\ &= \int \int \varphi(z + u) K(x, z + u) \kappa(du) \rho_X(dz) \\ &= \int \int \varphi^{+z}(u) K(x - z, u) \kappa(du) \rho_X(dz) \\ &= \int L_{K, \kappa} \varphi^{+z}(x - z) \rho_X(dz) \\ &= \int L_{K, \kappa} \varphi(x) \rho_X(dz) \\ &= \int \lambda \varphi(x) \rho_X(dz) = \lambda \varphi(x). \end{aligned} \quad \square$$

*Proof of Theorem 2.8.* First, since the embedding  $E : \mathcal{H} \rightarrow L^2(\rho_3)$  satisfies  $E^* E = T_{\rho_3}$ , using the polar decomposition for  $E$  one obtains

$$\|f_{\lambda, \rho_1} - f_{\lambda, \rho_2}\|_{L^2(\rho_3)} = \|\sqrt{T_{\rho_3}}(f_{\lambda, \rho_1} - f_{\lambda, \rho_2})\|_{\mathcal{H}},$$

which is shown for instance in [15, Proof of Proposition 2]. Next, it is shown in [8, Proof of Theorem 4, Step (2.1)] that the assumption on the relation between  $\rho_1$  and  $\rho_3$  implies

$$\|\sqrt{T_{\rho_3}}(T_{\rho_1} + \lambda I)^{-1}\|_{\mathcal{L}(\mathcal{H})} \leq \frac{1}{\sqrt{\lambda}}.$$

To show the claim, we use the decomposition

$$f_{\lambda, \rho_1} - f_{\lambda, \rho_2} = (T_{\rho_1} + \lambda I)^{-1}(g_{\rho_1} - g_{\rho_2}) + ((T_{\rho_1} + \lambda I)^{-1} - (T_{\rho_2} + \lambda I)^{-1})g_{\rho_2}$$

and obtain

$$\|f_{\lambda, \rho_1} - f_{\lambda, \rho_2}\|_{L^2(\rho_3)} \leq R_1 + R_2,$$

where

$$\begin{aligned} R_1 &= \|\sqrt{T_{\rho_3}}(T_{\rho_1} + \lambda I)^{-1}(g_{\rho_1} - g_{\rho_2})\|_{\mathcal{H}}, \\ R_2 &= \|\sqrt{T_{\rho_3}}((T_{\rho_1} + \lambda I)^{-1} - (T_{\rho_2} + \lambda I)^{-1})g_{\rho_2}\|_{\mathcal{H}}. \end{aligned}$$

To bound  $R_1$ , we find

$$R_1 \leq \|\sqrt{T_{\rho_3}}(T_{\rho_1} + \lambda I)^{-1}\|_{\mathcal{L}(\mathcal{H})}\|g_{\rho_1} - g_{\rho_2}\|_{\mathcal{H}} \leq \frac{1}{\sqrt{\lambda}}\|g_{\rho_1} - g_{\rho_2}\|_{\mathcal{H}}$$

and for an optimal coupling  $\pi \in \Pi(\rho_1, \rho_2)$  that attains  $W(\rho_1, \rho_2)$  and abbreviating  $\pi(dx, dy) = \pi(d(x_1, y_1), d(x_2, y_2))$ , we get

$$\begin{aligned} \|g_{\rho_1} - g_{\rho_2}\|_{\mathcal{H}} &= \left\| \int K(x_1, \cdot) y_1 \rho_1(dx_1, dy_1) - \int K(x_2, \cdot) y_2 \rho_2(dx_2, dy_2) \right\|_{\mathcal{H}} \\ &= \left\| \int K(x_1, \cdot) y_1 - K(x_2, \cdot) y_2 \pi(dx, dy) \right\|_{\mathcal{H}} \\ &\leq \int \|K(x_1, \cdot) y_1 - K(x_2, \cdot) y_2\|_{\mathcal{H}} \pi(dx, dy) \\ &\leq \int |y_1| \|K(x_1, \cdot) - K(x_2, \cdot)\|_{\mathcal{H}} + |y_1 - y_2| \|K(x_1, \cdot)\|_{\mathcal{H}} \pi(dx, dy) \\ &\leq \int ML|x_1 - x_2| + |y_1 - y_2| \pi(dx, dy) \\ &\leq \max\{ML, 1\} W(\rho_1, \rho_2), \end{aligned}$$

which completes the bound for  $R_1$ .

For  $R_2$ , we calculate

$$\begin{aligned} R_2 &= \|\sqrt{T_{\rho_3}}\left((T_{\rho_1} + \lambda I)^{-1}(T_{\rho_1} - T_{\rho_2})(T_{\rho_2} + \lambda I)^{-1}\right)g_{\rho_2}\|_{\mathcal{H}} \\ &\leq \|\sqrt{T_{\rho_3}}\left((T_{\rho_1} + \lambda I)^{-1}\|_{\mathcal{L}(\mathcal{H})}\|(T_{\rho_1} - T_{\rho_2})f_{\lambda, \rho_2}\|_{\mathcal{H}}\right. \\ &\leq \frac{1}{\sqrt{\lambda}}\|(T_{\rho_1} - T_{\rho_2})f_{\lambda, \rho_2}\|_{\mathcal{H}}. \end{aligned}$$

We choose an optimal coupling  $\pi \in \Pi(\rho_1, \rho_2)$  attaining  $W(\rho_1, \rho_2)$  and denote by  $\pi_X$  its marginal distribution on the space  $\mathcal{X} \times \mathcal{X}$ . We get

$$\begin{aligned} \|(T_{\rho_1} - T_{\rho_2})f_{\lambda, \rho_2}\|_{\mathcal{H}} &= \left\| \int K(x_1, \cdot) f_{\lambda, \rho_2}(x_1) - K(x_2, \cdot) f_{\lambda, \rho_2}(x_2) \pi_X(dx) \right\|_{\mathcal{H}} \\ &\leq \int \|(K(x_1, \cdot) - K(x_2, \cdot))f_{\lambda, \rho_2}(x_1)\|_{\mathcal{H}} \\ &\quad + \|(f_{\lambda, \rho_2}(x_1) - f_{\lambda, \rho_2}(x_2))K(x_2, \cdot)\|_{\mathcal{H}} \pi_X(dx) \\ &\leq \int L\mathcal{M}_{\lambda}|x_1 - x_2| + \mathcal{L}_{\lambda}|x_1 - x_2| \pi_X(dx) \\ &\leq (L\mathcal{M}_{\lambda} + \mathcal{L}_{\lambda})W(\rho_1, \rho_2). \end{aligned}$$

This completes both the bound for  $R_2$  and the proof.  $\square$



## 5.2 Proofs of Section 3.2

*Proof of Lemma 3.2.* We require some additional notation. Let

$$R(P) := \int (x - \mu_X - P(x - \mu_X))^2 \rho_X(dx),$$

$$R(\hat{P}_n) := \int (x - \mu_X - \hat{P}_n(x - \mu_X))^2 \rho_X(dx)$$

Define  $\mathcal{E}_d^{\text{PCA}} := R(\hat{P}_n) - R(P)$ . Of course,  $\hat{P}_n$  is a random variable depending on  $(X_1, \dots, X_n)$ . By [35, Equation (2.21)] it holds

$$\mathbb{E}[\|\hat{P}_n - P\|_2^2] \leq \frac{2\mathbb{E}[\mathcal{E}_d^{\text{PCA}}]}{\sigma_{d+1}^X - \sigma_d^X}.$$

In [35, Proposition 2, Equation (2.6)] it is shown that there exists a constant  $C_{pca}$  which is independent of  $n$  such that

$$\mathbb{E}[\mathcal{E}_d^{\text{PCA}}] \leq \frac{C_{pca}^2}{n(\sigma_{d+1}^X - \sigma_d^X)}$$

and by an application of Markov's inequality, the claim follows.  $\square$

*Proof of Proposition 3.3.* We apply Theorem 2.8 for  $\rho_3 := \tilde{\rho}$  and

$$\rho_1 := \frac{1}{n} \sum_{i=1}^n \delta_{(X_i^*, Y_i)}, \quad \rho_2 := \frac{1}{n} \sum_{i=1}^n \delta_{(\hat{X}_i, Y_i)}.$$

Hence,  $W_1(\rho_1, \rho_2) \leq S\|\hat{P}_n - P\|_{op}$ . The assumption in Equation (8) is used to show that the empirical measure  $\rho_1$  is close enough to its population counterpart  $\rho_3$ . Indeed, the argument in [8, Proof of Theorem 4, Step 2.1], and in particular the argument therein that Equation (35) implies Equation (38) shows that Equation (8) yields Equation (3) with probability  $1 - \tau/3$ . Thus the claim follows by Theorem 2.8.  $\square$

*Proof of Theorem 3.4.* We use the error decomposition

$$\begin{aligned} \frac{1}{3} \|\hat{\mathbf{f}}_{\lambda,n} \circ \hat{P}_n - \hat{f}_{\tilde{\rho}} \circ P\|_{L^2(\tilde{\rho})}^2 &\leq \|(\hat{\mathbf{f}}_{\lambda,n} \circ \hat{P}_n - \hat{\mathbf{f}}_{\lambda,n} \circ P)\|_{L^2(\tilde{\rho})}^2 \\ &\quad + \|(\hat{\mathbf{f}}_{\lambda,n} \circ P - \mathbf{f}_{\lambda,n} \circ P)\|_{L^2(\tilde{\rho})}^2 \\ &\quad + \|(\mathbf{f}_{\lambda,n} \circ P - \hat{f}_{\tilde{\rho}} \circ P)\|_{L^2(\tilde{\rho})}^2 \\ &=: R_1^2 + R_2^2 + R_3^2. \end{aligned}$$

We see immediately that  $R_1 \leq \mathcal{L}_\lambda \|\hat{P}_n - P\|_{op}$ .  $R_2$  is treated in Proposition 3.3 and  $R_3$  is the error term for the kernel learning problem for the distribution  $\tilde{\rho}$  and is thus the content of [38, Theorem 1], c.f. Remark 2.3. To put

everything together, we apply Lemma 3.2 with  $\eta/3$ , which leads to

$$\|\hat{P}_n - P\|_{op} \leq \frac{3C_{pca}}{\eta\sqrt{n}(\sigma_{d+1}^X - \sigma_d^X)}.$$

with probability  $1 - \eta/3$ . Further, we apply Proposition 3.3 with  $\eta$  as given and the case of [38, Theorem 1] as given in Remark 2.3 with  $\tau = \log(9/\eta)$ . This implies

$$\begin{aligned} R_1 &\leq \left( \frac{3C_{pca}\mathcal{L}_\lambda}{\sigma_{d+1}^X - \sigma_d^X} \right) \frac{1}{\eta\sqrt{n}}, \\ R_2 &\leq \left( SB_\lambda \frac{3C_{pca}}{\sigma_{d+1}^X - \sigma_d^X} \right) \frac{1}{\eta\sqrt{n}\sqrt{\lambda}}, \\ R_3^2 &\leq C_l \log(9/\eta) \left( \lambda^\beta + \frac{1}{\lambda^{\alpha n}} + \frac{\lambda^\beta}{n} + \frac{1}{n} \right). \end{aligned}$$

with overall probability at least  $1 - \eta$ , which yields the claim.  $\square$

*Proof of Proposition 3.6.* The main inequality (11) follows completely analogously to Theorem 3.4. The optimal choices of  $\lambda$  in the given regimes follows directly since for  $n > m^{\alpha/(\beta+1)}$  and  $\lambda = m^{-\frac{1}{1+\beta}}$ , it holds  $\frac{1}{\lambda m} > \frac{1}{\lambda^\alpha n}$ . And on the other hand for  $m > n^{\frac{1+\beta}{\beta+\alpha}}$  and  $\lambda = n^{-\frac{1}{\beta+\alpha}}$  it holds  $\frac{1}{\lambda m} < \frac{1}{\lambda^\alpha n}$ .  $\square$

*Proof of Proposition 3.7.* We decompose

$$\|f_\rho - f_{\hat{\rho}} \circ P\|_{L^2(\rho_X)} \leq \|f_\rho - f_\rho \circ P\|_{L^2(\rho_X)} + \|f_\rho \circ P - f_{\hat{\rho}} \circ P\|_{L^2(\rho_X)}.$$

For the second term, we note that

$$f_{\hat{\rho}}(P(X)) = \mathbb{E}[Y|P(X)] = \mathbb{E}[\mathbb{E}[Y|X] | P(X)] = \mathbb{E}[f_\rho(X)|P(X)].$$

Therefore,

$$\begin{aligned} \|f_\rho \circ P - f_{\hat{\rho}} \circ P\|_{L^2(\rho_X)}^2 &= \mathbb{E} \left[ (f_\rho(P(X)) - \mathbb{E}[f_\rho(X)|P(X)])^2 \right] \\ &= \mathbb{E} \left[ \mathbb{E} [f_\rho(P(X)) - f_\rho(X) | P(X)]^2 \right] \\ &\leq \mathbb{E} [(f_\rho(P(X)) - f_\rho(X))^2] \\ &= \|f_\rho - f_\rho \circ P\|_{L^2(\rho_X)}^2. \end{aligned}$$

We obtain

$$\begin{aligned} \|f_\rho - f_{\hat{\rho}} \circ P\|_{L^2(\rho_X)} &\leq 2\|f_\rho - f_\rho \circ P\|_{L^2(\rho_X)} \\ &\leq 2L\mathbb{E}[|X - P(X)|^2]^{1/2} \leq 2L \left( \sum_{i=d+1}^D \sigma_i^X \right)^{1/2}. \end{aligned}$$

where the last inequality is the well known reconstruction error for PCA, see, e.g., [35].  $\square$

## Acknowledgements

Research supported by the Landesforschungsförderung Hamburg under the project LD-SODA.

## References

- [1] S. A. Abdul-Wahab, C. S. Bakheit, and S. M. Al-Alawi. Principal component and multiple regression analysis in modelling of ground-level ozone and factors affecting its concentrations. *Environmental Modelling & Software*, 20(10):1263–1271, 2005.
- [2] K. P. Adragni and R. D. Cook. Sufficient dimension reduction and prediction in regression. *Philosophical Transactions of the Royal Society A: Mathematical, Physical and Engineering Sciences*, 367(1906):4385–4405, 2009.
- [3] P. Alquier and G. Biau. Sparse single-index model. *Journal of Machine Learning Research*, 14(1), 2013.
- [4] P. Andras. High-dimensional function approximation with neural networks for large volumes of data. *IEEE transactions on neural networks and learning systems*, 29(2):500–508, 2017.
- [5] E. Bingham and H. Mannila. Random projection in dimensionality reduction: applications to image and text data. In *Proceedings of the seventh ACM SIGKDD international conference on Knowledge discovery and data mining*, pages 245–250, 2001.
- [6] T. T. Cai, C.-H. Zhang, and H. H. Zhou. Optimal rates of convergence for covariance matrix estimation. *The Annals of Statistics*, 38(4):2118–2144, 2010.
- [7] A. Canatar, B. Bordelon, and C. Pehlevan. Out-of-distribution generalization in kernel regression. *arXiv preprint arXiv:2106.02261*, 2021.
- [8] A. Caponnetto and E. De Vito. Optimal rates for the regularized least-squares algorithm. *Foundations of Computational Mathematics*, 7(3):331–368, 2007.
- [9] H. A. Chipman and H. Gu. Interpretable dimension reduction. *Journal of applied statistics*, 32(9):969–987, 2005.
- [10] A. Christmann and I. Steinwart. Consistency and robustness of kernel-based regression in convex risk minimization. *Bernoulli*, 13(3):799–819, 2007.

- [11] A. Christmann, D. Xiang, and D.-X. Zhou. Total stability of kernel methods. *Neurocomputing*, 289:101–118, 2018.
- [12] M. A. Cox and T. F. Cox. Multidimensional scaling. In *Handbook of data visualization*, pages 315–347. Springer, 2008.
- [13] F. Cucker and S. Smale. On the mathematical foundations of learning. *American Mathematical Society*, 39(1):1–49, 2002.
- [14] H. Cui, B. Loureiro, F. Krzakala, and L. Zdeborová. Generalization error rates in kernel regression: The crossover from the noiseless to noisy regime. *arXiv preprint arXiv:2105.15004*, 2021.
- [15] E. De Vito and A. Caponnetto. Risk bounds for regularized least-squares algorithm with operator-value kernels. Technical report, 2005.
- [16] R. DeVore, G. Petrova, and P. Wojtaszczyk. Approximation of functions of few variables in high dimensions. *Constructive Approximation*, 33(1):125–143, 2011.
- [17] D. Fradkin and D. Madigan. Experiments with random projections for machine learning. In *Proceedings of the ninth ACM SIGKDD international conference on Knowledge discovery and data mining*, pages 517–522, 2003.
- [18] S. Gaïffas and G. Lecué. Optimal rates and adaptation in the single-index model using aggregation. *Electronic journal of statistics*, 1:538–573, 2007.
- [19] C. Gu. *Smoothing spline ANOVA models*, volume 297. Springer Science & Business Media, 2013.
- [20] M. Guillemard and A. Iske. Interactions between kernels, frames, and persistent homology. In *Recent Applications of Harmonic Analysis to Function Spaces, Differential Equations, and Data Science. Volume 2: Novel Methods in Harmonic Analysis*, pages 861–888. Birkhäuser, 2017.
- [21] T. Hamm and I. Steinwart. Adaptive learning rates for support vector machines working on data with low intrinsic dimension. *The Annals of Statistics*, 49(6):3153–3180, 2021.
- [22] T. Hamm and I. Steinwart. Intrinsic dimension adaptive partitioning for kernel methods. *arXiv preprint arXiv:2107.07750*, 2021.
- [23] X. Hua, Y. Ni, J. Ko, and K. Wong. Modeling of temperature–frequency correlation using combined principal component analysis and support vector regression technique. *Journal of Computing in Civil Engineering*, 21(2):122–135, 2007.

- [24] A. Iske. *Approximation Theory and Algorithms for Data Analysis*, volume 68 of *Texts in Applied Mathematics*. Springer, 2018.
- [25] I. T. Jolliffe. *Principal component analysis*. Springer, New York, second edition, 2002.
- [26] H. Kim, P. Howland, H. Park, and N. Christianini. Dimension reduction in text classification with support vector machines. *Journal of machine learning research*, 6(1), 2005.
- [27] J. A. Lee and M. Verleysen. *Nonlinear dimensionality reduction*, volume 1. Springer, 2007.
- [28] K.-C. Li. Sliced inverse regression for dimension reduction. *Journal of the American Statistical Association*, 86(414):316–327, 1991.
- [29] Y. Lin and H. H. Zhang. Component selection and smoothing in multivariate nonparametric regression. *The Annals of Statistics*, 34(5):2272–2297, 2006.
- [30] L. McInnes, J. Healy, N. Saul, and L. Großberger. Umap: Uniform manifold approximation and projection. *Journal of Open Source Software*, 3(29):861, 2018.
- [31] A. Meister. *Deconvolution problems in nonparametric statistics*, volume 193 of *Lecture Notes in Statistics*. Springer-Verlag, Berlin, 2009.
- [32] S. Mendelson and J. Neeman. Regularization in kernel learning. *The Annals of Statistics*, 38(1):526–565, 2010.
- [33] A. Ng. Sparse autoencoder. *CS294A Lecture notes*, 72(2011):1–19, 2011.
- [34] G. Raskutti, M. J. Wainwright, and B. Yu. Minimax-optimal rates for sparse additive models over kernel classes via convex programming. *Journal of Machine Learning Research*, 13(2), 2012.
- [35] M. Reiß and M. Wahl. Nonasymptotic upper bounds for the reconstruction error of PCA. *Annals of Statistics*, 48(2):1098–1123, 2020.
- [36] B. Schölkopf, A. Smola, and K.-R. Müller. Kernel principal component analysis. In *International conference on artificial neural networks*, pages 583–588. Springer, 1997.
- [37] I. Steinwart and A. Christmann. *Support vector machines*. Information Science and Statistics. Springer, New York, 2008.
- [38] I. Steinwart, D. R. Hush, and C. Scovel. Optimal rates for regularized least squares regression. In *COLT*, pages 79–93, 2009.

- [39] I. Steinwart and C. Scovel. Mercer’s theorem on general domains: On the interaction between measures, kernels, and RKHSs. *Constructive Approximation*, 35(3):363–417, 2012.
- [40] I. Tolstikhin, O. Bousquet, S. Gelly, and B. Schoelkopf. Wasserstein auto-encoders. *arXiv preprint arXiv:1711.01558*, 2017.
- [41] Y. Wang, H. Yao, and S. Zhao. Auto-encoder based dimensionality reduction. *Neurocomputing*, 184:232–242, 2016.
- [42] H. Wendland. *Scattered data approximation*, volume 17. Cambridge university press, 2004.
- [43] S. Wold, K. Esbensen, and P. Geladi. Principal component analysis. *Chemometrics and intelligent laboratory systems*, 2(1-3):37–52, 1987.
- [44] Q. Wu, Y. Ying, and D.-X. Zhou. Learning rates of least-square regularized regression. *Foundations of computational mathematics*, 6(2):171–192, 2006.
- [45] H. Xu, C. Caramanis, and S. Mannor. Robustness and regularization of support vector machines. *Journal of machine learning research*, 10(7), 2009.
- [46] Y. Yu, T. Wang, and R. J. Samworth. A useful variant of the Davis–Kahan theorem for statisticians. *Biometrika*, 102(2):315–323, 2015.
- [47] S. Zhu. Compactly supported radial basis functions: how and why? *Preprint*, 2012.
- [48] X. Zhu and A. B. Goldberg. Introduction to semi-supervised learning. *Synthesis lectures on artificial intelligence and machine learning*, 3(1):1–130, 2009.
- [49] X. J. Zhu. Semi-supervised learning literature survey. *Technical Report*, 2005.