

Nearest Neighbor Classifier with Margin Penalty for Active Learning

Yuan Cao
caoyuanboy@bupt.edu.cn
Beijing University of Posts and
Telecommunication
Beijing, China

Zhiqiao Gao
gaozhq6@chinatelecom.cn
China Telecom Corporation Limited
Research Institute
Beijing, China

Jie Hu
hujie1@chinatelecom.cn
China Telecom Corporation Limited
Research Institute
Beijing, China

Abstract

As deep learning becomes the mainstream in the field of natural language processing, the need for suitable active learning method are becoming unprecedented urgent. Active Learning (AL) methods based on nearest neighbor classifier are proposed and demonstrated superior results. However, existing nearest neighbor classifier are not suitable for classifying mutual exclusive classes because inter-class discrepancy cannot be assured by nearest neighbor classifiers. As a result, informative samples in the margin area can not be discovered and AL performance are damaged. To this end, we propose a novel Nearest neighbor Classifier with Margin penalty for Active Learning (NCMAL). Firstly, mandatory margin penalty are added between classes, therefore both inter-class discrepancy and intra-class compactness are both assured. Secondly, a novel sample selection strategy are proposed to discover informative samples within the margin area. To demonstrate the effectiveness of the methods, we conduct extensive experiments on for datasets with other state-of-the-art methods. The experimental results demonstrate that our method achieves better results with fewer annotated samples than all baseline methods.

CCS Concepts: • Computer systems organization → Embedded systems; Redundancy; Robotics; • Networks → Network reliability.

Keywords: datasets, neural networks, gaze detection, text tagging

ACM Reference Format:

Yuan Cao, Zhiqiao Gao, and Jie Hu. 2018. Nearest Neighbor Classifier with Margin Penalty for Active Learning. In *Proceedings of*

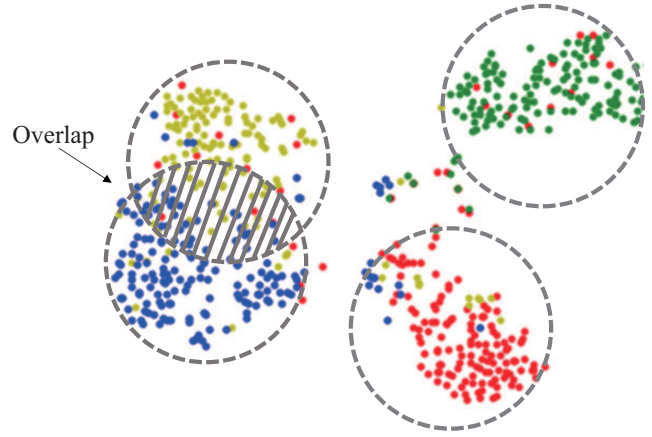


Figure 1. Visualization of sample distribution results after 10 rounds of AL using NCNet on the AGNEWS dataset. There is a clear overlap between the yellow class and the blue class, which indicates that the inter-class discrepancy cannot be assured by NCNet. As a result, the yellow class and the blue class are mixed together and become not exclusive. No clear classification boundary or margin area can be found in the learned sample distribution space, thus damaging both classification performance and AL performance.

Make sure to enter the correct conference title from your rights confirmation email (Conference acronym 'XX). ACM, New York, NY, USA, 8 pages. <https://doi.org/XXXXXXX.XXXXXXX>

1 Introduction

Recently, Deep Learning (DL) has shown unparalleled ability in many areas especially in the field of natural language processing (NLP). The presence of BERT[4] has changed the landscape of NLP and BERT has achieved state-of-the-art performance in nearly all sub-fields in NLP. However, compared with traditional machines learning algorithms, DL's superb learn capabilities relies heavily on large amount of labeled data. As a result DL encounters greater problems in the data collection and processing phase.

In recent years, riding on the rise of DL, Active Learning (AL) is gradually receiving more attention[5][16][15][11][25]. The goal of AL is to maximize model performance while minimize labeling costs, which may be a possible solution

Permission to make digital or hard copies of all or part of this work for personal or classroom use is granted without fee provided that copies are not made or distributed for profit or commercial advantage and that copies bear this notice and the full citation on the first page. Copyrights for components of this work owned by others than ACM must be honored. Abstracting with credit is permitted. To copy otherwise, or republish, to post on servers or to redistribute to lists, requires prior specific permission and/or a fee. Request permissions from permissions@acm.org.

Conference acronym 'XX, June 03–05, 2018, Woodstock, NY

© 2018 Association for Computing Machinery.

ACM ISBN 978-1-4503-XXXX-X/18/06...\$15.00

<https://doi.org/XXXXXXX.XXXXXXX>

for DL models that eager for large amount of labeled data and may help ease the data shortage problems of DL.

So far, many AL methods analyse the output logits of the traditional softmax classifier for sample selection. The uncertainty-based method[17][6][5], a bunch of AL methods whose presence may date back to the era of machine learning, aims to calculate the uncertainty of the output logits to select the most uncertain samples for the model. Intuitively, those uncertainty-based methods are inherited in deep learning models. However, these ported methods didn't perform as well as they do on machine learning.

Fang et al.[23] pointed out that the problem encountered with deep models is actually a "false generalize" problem. DL models learn softmax classification boundaries from labeled samples, and incorrectly generalizes the classification boundaries to unlabeled samples. Fang then discards the traditional softmax classifier structure and utilizes a soft nearest neighbour classifier that classifies target samples by selecting prototype vectors on the feature space. NCENet avoids the "false generalize" problem by complete abandonment of the softmax classifier structure.

However, NCENet also has its shortcomings. The main structure of NCENet consists of n sigmoid functions instead of one softmax function. Although the sigmoid structure can be used in multi-classification scenario, it may encounter difficulty with classes that are mutually exclusive. For example, Fig.1 shows a typical scene from a real AL training process on the **AGNEWS** dataset, visualised by t-SNE[22]. A clear overlap can be easily seen from the yellow class and blue class. The yellow class and the blue class are mixed together and no clear classification boundary can be established. In this way, two classes that were mutually exclusive become non-mutually exclusive. These are important indications that inter-class differences are not guaranteed by the sigmoid classifier. We define this phenomenon as the "non-exclusive problem". An intuitive solution is that, by adding mandatory inter-class margin and creating a margin area between two neighbor classes, the inter-class discrepancy can be assured, so that the "non-exclusive problem" can be solved. When it comes to the AL scenario, we believe that samples in the margin area contains enormous information for the model to learn, which may be the key to enhance AL performance.

To this end, we propose Nearest neighbor Classifier with Margin penalty for Active Learning(NCMAL), which ensures class not overlapping by adding mandatory margins between classes so that the sigmoid classifier can be used in classifying mutual exclusive classes. In other words, inter-class discrepancy can be assured with the mandatory inter-class margin added. And at the same time, as we project the whole feature space onto a n -dimensional hyper-sphere, the increase in inter-class margin brings a increase in intra-class compactness, thereby the classification accuracy can be improved.

Meanwhile, with margin area added, we believe that unlabeled samples within the margin area has a relatively high uncertainty, and have a high priority when labeling. We proposed a sample selection strategy that focuses high priority samples in the margin area.

Our contributions are summarized as follows:

- The proposed NCMAL solves the "non-exclusive problem" of NCENet, where the overlapping of classification boundaries between classes can be effectively prevented by creating mandatory margin areas. NCMAL effectively increases the inter-class discrepancy and make sigmoid-based classifier suitable for classifying mutual exclusive classes.
- We believe samples in the margin area tend to be more informative. To this end, a special sample selection strategy, which gives high priority to samples in the margin area, is presented and obtains performance improvements.
- NCMAL outperforms state-of-the-art AL methods for text-classification on three real-world datasets.

2 Related Work

We focus on AL in pool-based scenarios. In pool-based AL scenario, the learner has the access to all the samples from the unlabeled set. And during each AL iteration, k samples are selected from the unlabeled set for labelling and added to the labeled set, where k is often called budget.

AL methods can be roughly divided into three categories: uncertainty-based, representation-based and fusion methods which combines uncertainty-based method and representation-based method.

Uncertainty-based Method.[14][13] AL has been of interest to researchers since the days of machine learning, when one wanted to obtain better model performance with fewer labelled samples. In the most intuitive way of thinking, one determines whether a sample needs to be labelled by the uncertainty of the model on the sample. Different methods have different measures of uncertainty, such as [2][21][20] based on least model confidence, [18] based on margin sampling, and [10][26] by measuring the entropy of the probability distribution to determine the uncertainty of this classification. In addition, [6] introduces Bayesian inference through the use of a Monte Carlo Dropout, which measures sample uncertainty more accurately by enabling the Dropout in the testing phase. However, the computational efficiency of this method is greatly limited by the need to perform multiple forward propagation.

Representation-based Method. Representation-based methods aims to select the most important samples for labelling by analyzing the distribution of the unlabelled samples. As in the DAL[7] method, a binary classifier is trained to discriminate whether a sample comes from the labelled set or the unlabelled set, so that samples that best represent

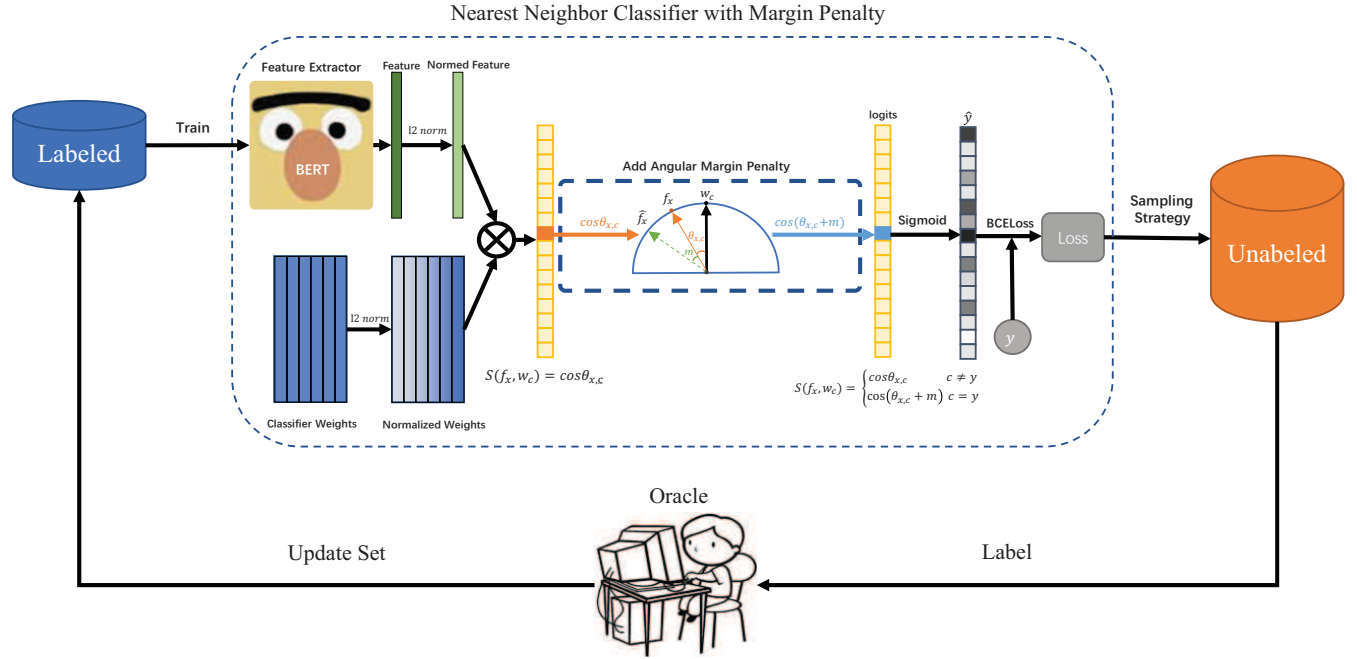


Figure 2. One AL iteration of NCMAL.

the entire data set can be selected. The EGL(Expected Gradient Length)[9] method measures the impact of a sample on the model by calculating the EGL of the labeled sample, and selects the labeled sample based on this criterion. Coreset[19] is also an emerging and very effective method that models the entire AL process as a coreset problem. By solving the corresponding coreset problem in the learned representation space, samples that can best represent the entire dataset are selected to be labeled.

Fusion Method. In addition, there are many methods that combine the uncertainty-based method with the representation-based method, e.g. the BADGE[1] method can be considered as a combination of the BALD[8] method and the Coreset[19] method, and has been experimented on several models. For example, LL4AL[24] uses an additional network structure to predict the 'loss' of a sample, which gives a more accurate measure of the diversity and uncertainty of the sample, and the top L labeled samples are obtained by sorting the loss values in descending order. The NCENet method uses a Nearest Neighbor Classifier to replace the traditional softmax classifier, thus solving the "false generalize" problem of the softmax classifier.

3 Methodology

In this section, we first introduce the NCMAL in detail. Then, the sample selection strategy, which aim to informative samples from the margin area, is described.

3.1 Overall Framework

Fig.2 shows the whole structure of NCMAL. This work is applied to pool-based active learning scenarios. Specifically, the algorithm is initialized with a small set of labeled samples \mathcal{L} and a larger set of unlabeled samples \mathcal{U} . The labels $x_i \in \mathcal{L}$ all have corresponding labels y_i , while the unlabeled samples $x_i \in \mathcal{U}$ have no labels. Using \mathcal{L} as training data, a text classifier $g(x|\Theta) : \mathbf{X} \rightarrow \mathbf{Y}$ is trained. The goal of the sample selection strategy is to select K samples from \mathcal{U} by the classification result of the trained model $g(x|\Theta)$. The selected K samples are then annotated and added to \mathcal{L} , and used as the training data of the next round of training. The whole algorithm can be summarized as Algorithm 1.

3.2 Nearest Neighbor Classifier with Margin Penalty

In existing nearest neighbor classifier methods, take NCENet as an example, the classification result of an arbitrary sample mainly depends on the similarity between the feature vector f_x and the prototype vector $w_c, c = 1, \dots, n$. The output score function can be written as,

$$o_{x,c} = \sigma(S(f_x, w_c)) \quad (1)$$

where $S(\cdot, \cdot)$ is an arbitrary similarity function. As we can see from Eq.1, the main structure of the NCENet consists of n sigmoid classifiers. By utilizing n sigmoid classifiers, NCENet transforms the n -class multi-classification problem into n binary classification problem. However, as we mentioned before, along with the conversion comes the "non-exclusive" problem.

Algorithm 1 *Nearest Neighbor Classifier with Margin Penalty for Active Learning(NCMAL)***Input:** Unlabeled set \mathcal{U} , initial budget K_{init} , budget K , margin factor m , deflation factor s , AL rounds r .**Output:** Model parameters Θ , labeled set \mathcal{L}

```

1: Initialize  $\Theta$  from Normal Distribution  $\mathcal{N}(0, 0.01)$ ;
2:  $\mathcal{L} \leftarrow \text{Random\_Select\_K\_Sample\_From}(\mathcal{U}, K_{init})$ 
3: for  $i = 1, 2, \dots, r$  do
4:   for  $x_i, y_i \in \mathcal{L}$  do
5:     Compute  $o_{x_i, c}$  for every  $c \in C$  according to Eq. 6;
6:     Compute loss  $L$  according to Eq. 7
7:     Update parameter  $\Theta$  by gradient decent optimization with loss  $L$ 
8:   end for
9:   for  $x \in \mathcal{U}$  do
10:    Compute Margin Confidence score  $C_x^{Margin}$  according to Eq. 8
11:   end for
12:    $\mathcal{L}_i \leftarrow \text{Top\_K\_Sample\_Selection\_By\_Confidence\_Score}(\text{Conf}(\mathcal{U}), K)$ 
13:    $\mathcal{L} \leftarrow \mathcal{L} + \mathcal{L}_i$ ;
14:    $\mathcal{U} \leftarrow \mathcal{U} - \mathcal{L}_i$ 
15: end for
16: return  $\Theta, \mathcal{L}$ ;

```

In order to solve this problem, intuitively, we refer to the approach in [3] and add an angular margin penalty between classes during training, which can increase the inter-class discrepancy and the intra-class compactness. In AL scenario, samples in the overlapping area contains much more information to better separate the overlapped classes. By adding mandatory margin, overlapping areas are now margin areas. Samples used to be in the overlapping area are now located in the created margin area, and can be better measured by the special sample selection strategy we describe later.

First, we utilize dot product to measure the similarity between vectors. We define the similarity between a feature vector f_x and prototype vector corresponding to class c as

$$S(f_x, w_c) = f_x^T w_c = \|f_x\| \|w_c\| \cos \theta_{x,c} \quad (2)$$

where $\theta_{x,c}$ is the angle between f_x and w_c . We apply l_2 regularization to w_c so that $\|w_c\| = 1$. We also regularise f_x and rescale to s . With l_2 regularisation, we project f_x and w_c onto a feature space shaped as a hypersphere with radius s , making the multi-classification prediction dependent only on the angle between the sample vector and the prototype vector. The similarity can be then described as

$$S(f_x, w_c) = s * \cos \theta_{x,c}. \quad (3)$$

Since the sample features as well as the prototype vectors are projected onto the same hypersphere with radius s , adding an angular margin becomes possible. We add an angular margin penalty m to $\theta_{x,y}$, where y is the ground-truth label of sample x . The new similarity function of f_x and w_y can be written as

$$S(f_x, w_y) = s * \cos(\theta_{x,y} + m) \quad (4)$$

The whole similarity function can be written as

$$S(f_x, w_c) = \begin{cases} s * \cos \theta_{x,c} & c \neq y \\ s * \cos(\theta_{x,c} + m) & c = y \end{cases} \quad (5)$$

We then apply sigmoid classifier to the similarity score in order to calculate the probability of sample x belong to class c .

$$o_{x,c} = \sigma(S(f_x, w_c)) \quad (6)$$

A binary cross entropy loss function is applied. The loss function can be rewritten as

$$\begin{aligned} L_3 &= - \sum_c y \log o_{x,c} + (1 - y) \log(1 - o_{x,c}) \\ &= - \log \sigma(s * \cos(\theta_{x,y} + m)) - \sum_{c \neq y} \log(1 - \sigma(s * \cos \theta_{x,c})) \end{aligned} \quad (7)$$

And in the testing phase, the sample will be predicted to be the class with maximum Eq. 3.

3.3 Sample Selection

In each round of active learning, we rely on the probability output $o_{x,c}$ to select the samples. As we mentioned in the previous section, the NCMAL creates a margin area between classes, and we believe that samples located in the margin area shall have higher priority when labeling. To best find the samples in the margin area, we proposed a confidence score function for NCMAL in order to give samples closer to the margin area a relatively high confidence score.

Margin Confidence

$$C_x^{Margin} = -|o_{x,c_0} - o_{x,c_1}|, \quad (8)$$

where c_0, c_1 are the classes with largest and second largest output probabilities respectively. It is worth noting that the

Table 1. Statistics of datasets.

Dataset	AGNEWS	IMDb	Telecom
#class	4	2	25
#train	120000	25000	5841
#test	7600	25000	1461
#init budget	50	100	500
#budget	10	20	20
#round	50	50	30

Margin confidence score is closely related to the difference in hyperarc length from the sample point to the two nearest class centers after projected onto the feature hypersphere.

The higher the confidence score is, the higher priority the sample obtains when labeling. Samples with top- k confidence score will be queried and manually labeled for the next AL iteration. The effects of different sampling strategies will be discussed in the experimental subsection.

4 Experiments

NCMAL is tested on several datasets on a text classification task. In this section, we describe the implementation and results of the experiments in detail.

4.1 Experimental Settings

Datasets. Three different text classification datasets are used to prove the effectiveness of our method. The three datasets consists of two public datasets and one private dataset (**Telecom**). The **Telecom** dataset comprises of a total of 7,302 real-word messages from Chinese users. These messages were labeled and divided into 25 pre-defined mutually exclusive classes by a dedicated team. The dataset was divided into 5,841 training samples and 1,461 test samples. The Statistics for these three datasets are shown in Table 1.

Classification Models. The commonly used pre-trained Bert[4] were chosen as the network structure. For all active learning sample selection strategies, the hyperparameters were chosen consistently for fairness considerations. Necessary changes are made on the original Bert structure due to the requirements of both NCENet and NCMAL, while the number of parameters remains the same for fairness considerations.

Training Details. NCMAL is implemented on Pytorch and trained on 4* NVIDIA Tesla V100. Both init-budget and budget selection on different datasets is shown in Table 1. The classifier’s batch size was set to 10 and trained on a learning rate of $2e^{-5}$ using the AdamW[12] optimizer. For each AL sampling method, 10 different random number seeds were used for testing and the final performance of the method was averaged over 10 experiments.

Baselines. We compare our approach to the following baselines.

Table 2. Accuracy performance on full training scenario. The best performing method in each row is boldfaced.

Classifier \ Dataset	Softmax	NCENet	NCMAL
AGNEWS	94.42%	94.67%	94.87%
IMDb	85.52%	85.57%	85.89%
Telecom	87.81%	89.11%	89.45%

- **Random.** It is the most commonly used baseline in active learning. The samples added to the labeled set in each round are randomly selected from the unlabeled set.
- **DBAL(Deep Bayesian Active Learning).** Monte Carlo Dropout was used to provide a more accurate measure of the uncertainty of the classifier. Both Confidence and Entropy were used in the final sample selection stage and the best performing of the two methods was selected as the performance of this method in the end.
- **Coreset.** Samples that best cover the entire feature space are selected. We chose two implementations of Coreset as described in [19], the greedy version of Coreset are implemented.
- **NCENet.** We implemented NCENet as described in [23].

The implementation was based on the code¹ made available by [7].

4.2 Model Effect

Performance on full training. We first tested the performance of our model under full training with all samples labeled. This result is also equivalent to the test result under AL scenario at 100% sample labeled. Table 2 illustrates the accuracy performance of our NCMAL and baselines fully trained on three datasets. Our NCMAL outperforms all baselines on all three datasets. This demonstrates the structural advantage of our classifier over both traditional softmax classifier and NCENet. Fig.4 visualises the sample distribution of NCMAL and NCENet after full training on **AGNEWS** dataset. The classes formed by NCMAL are more compact compared to NCENet, which can be easily seen from the red class. At the same time, we can see from the distribution of blue class and red class that, the inter-class discrepancy are better assured by the NCMAL.

Performance on AL. Fig.3 illustrates test accuracy curves of our NCMAL and baselines under AL scenario on three datasets. From Fig. 3, we can draw three following critic conclusions.

- 1) In most cases except for Coreset, AL methods outperforms random selection, which shows the importance of AL

¹<https://github.com/dsgissin/DiscriminativeActiveLearning>

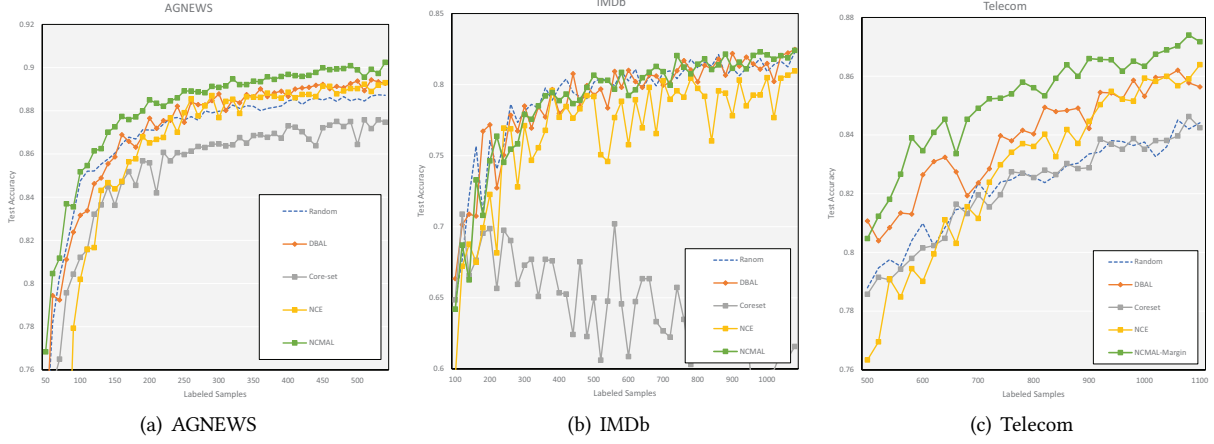


Figure 3. Active learning performance and comparison with baseline methods.

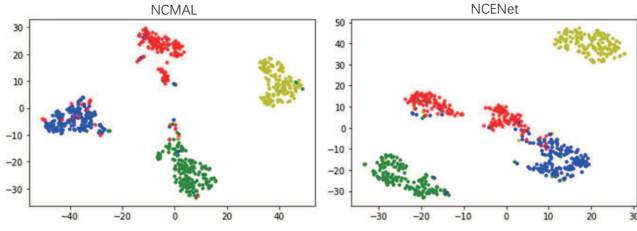


Figure 4. Demonstration of sample distribution on **AG-NEWS** dataset using NCMAL and NCENet. In NCENet, A portion of the red class is mixed with the blue class and the inter-class spacing is not obvious. Meanwhile, the intra-class compactness of the red class is also not ideal. In NCMAL, both inter-class discrepancy and intra-class compactness is satisfying

methods. Meanwhile, our NCMAL outperforms all other baseline methods. Significant performance gaps can be observed on **Telecom** and **AGNEWS** dataset, in which NCMAL has a large performance gap with other methods from beginning to end. Under **IMDb** dataset, though advantages of all active learning methods over random selection are not very clear, our NCMAL still shows comparable performance over other baseline methods.

2) From Fig.3 we can conclude that, the improvement are ascending as class number increases. Specifically, our method shows the greatest improvement over other methods on the **Telecom** dataset (25 classes) and marginal improvements on **IMDb** dataset (2 classes), which implies that, our methods is more suitable for classification with more classes. The reason may be that in classification with more classes, discrepancy between classes are even less guaranteed, and adding a margin term in such scenarios is more helpful in improving classification accuracy than in classification tasks where there are relatively few classes.

3) Compared with NCENet, our NCMAL shows constantly better performance especially in the front part of the learning curve. We believe that the addition of margin introduces a prior-knowledge to the model that classes are mutual exclusive, and thus the performance during early training period is improved.

4.3 Different Sample Selection Strategies

With the same NCMAL network structure, the effect of sample selection strategies other than Margin Confidence is also studied. Except for Margin Confidence (NCMAL for simplicity consideration), we bring out two variants of NCMAL with different sample selection strategies as comparison.

- **NCMAL-Entropy** To measure the confusion of the classifier, we propose a Entropy Confidence sample selection strategy.

$$C_x^{Entropy} = \sum_c \left(1 + o_{x,c} - \max_c o_{x,c} \right) \quad (9)$$

- **NCMAL-Max** As the traditional uncertainty-based methods do, we pick the sample with the lowest maximum probability to be labeled.

$$C_x^{Max} = -\max_c o_{x,c} \quad (10)$$

Those two sample selection strategies or their variants are often used in uncertainty-based methods.

Fig.5 shows the test accuracy curve of NCMAL with three different sample selection strategies. It is easy to see that the original NCMAL with Margin Confidence has a significant performance advantage over the other two methods (NCMAL-Entropy & NCMAL-Max) in most cases. Among them, NCMAL-Max performs the worst with weaker performance than random on both **AGNEWS** and **IMDb** data sets. Meanwhile, NCMAL-Entropy performs moderately, outperforming the random method on all three data sets and second only to original NCMAL.

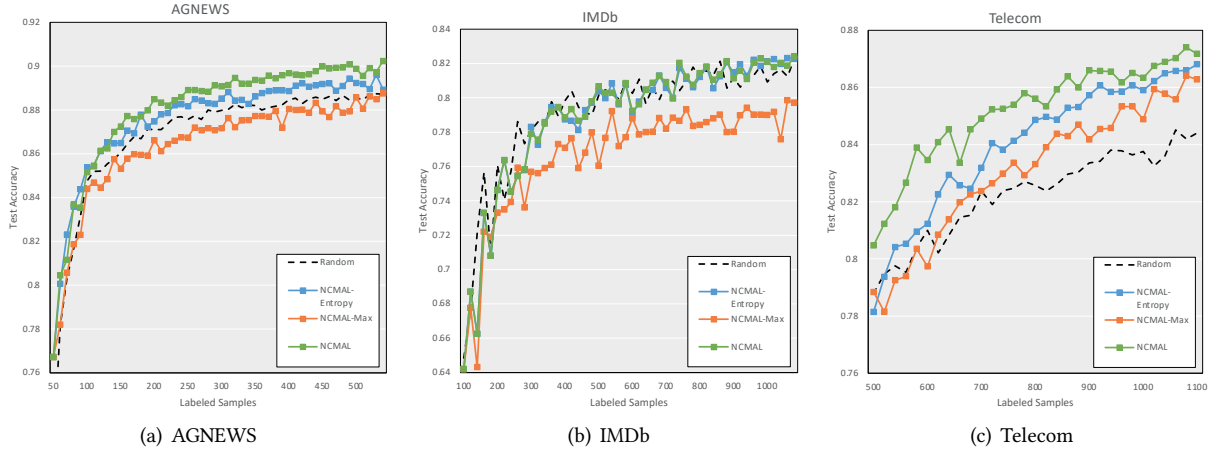


Figure 5. Active learning performance and comparison with different variants of NCMAL.




Figure 6. Demonstration of the confidence score distribution of the two sample selection strategies. The red points represent the class centroids. The white dashed line represents the class classification boundary. Yellower areas have a higher confidence score, and bluer areas represent lower confidence score. The higher the confidence score, the higher the priority when labeling. In Margin Confidence, more samples from the margin area will be selected and labeled. In Entropy Confidence, more samples from center of class centroids will be selected and labeled. In Max Confidence, no distinct priority is given to samples in the margin area.

We analyzed the reasons for this difference in performance. As shown in Fig. 6, the confidence score distribution of three sample selection strategies are demonstrated. The order of attention given to the margin area samples by different strategies is consistent with the order of their performance. The higher the confidence score given to samples from the margin area, the better the classification performance of the model obtains. The Margin Confidence in NCMAL gives the highest confidence score to samples from the margin area, thus more samples from the margin area will be selected and labeled. And as a result, NCMAL obtains the best performance. The Entropy Confidence gives moderate priority to samples in the margin area while Max Confidence gives

nearly no priority to samples in the margin area, and as a result, NCMAL-Entropy gains moderate performance and NCMAL-Max obtains the worst performance. It is easy to see that the more samples from the margin area are selected, the better the model performs. This finding supports the hypothesis we presented in the previous section that, samples from the margin area tend to be more informative than samples from other areas and should have high priority when labeling. The combination of our NCMAL and Margin Confidence can best discover informative samples from the margin area, thus gains significant performance improvement.

5 Conclusion

In this paper, we propose a novel nearest neighbour classifier with margin for active learning (NCMAL). We mandatorily add angular margin penalties so that the inter-class discrepancy can be assured thus the sigmoid classifier structure can be applied to mutual exclusive classification scenarios. This solves the problem of overlapping class boundaries that can occur in [23] and achieves both better classification results and active learning results. We demonstrate the effectiveness of our method by comparing it with several baseline methods on different real datasets. We also proposed a special sample strategy in order to discover informative samples which lies in the margin area. The experimental results proves the correctness of our hypothesis and demonstrate the superiority of our method for text classification tasks.

References

- [1] Jordan T Ash, Chicheng Zhang, Akshay Krishnamurthy, John Langford, and Alekh Agarwal. 2019. Deep batch active learning by diverse, uncertain gradient lower bounds. *arXiv preprint arXiv:1906.03671* (2019).
- [2] Aron Culotta and Andrew McCallum. 2005. Reducing labeling effort for structured prediction tasks. In *AAAI*, Vol. 5. 746–751.
- [3] Jiankang Deng, Jia Guo, Niannan Xue, and Stefanos Zafeiriou. 2019. Arcface: Additive angular margin loss for deep face recognition. In *Proceedings of the IEEE/CVF Conference on Computer Vision and Pattern Recognition*. 4690–4699.
- [4] Jacob Devlin, Ming-Wei Chang, Kenton Lee, and Kristina Toutanova. 2018. Bert: Pre-training of deep bidirectional transformers for language understanding. *arXiv preprint arXiv:1810.04805* (2018).
- [5] Liat Ein Dor, Alon Halfon, Ariel Gera, Eyal Shnarch, Lena Dankin, Leshem Choshen, Marina Danilevsky, Ranit Aharonov, Yoav Katz, and Noam Slonim. 2020. Active learning for BERT: An empirical study. In *Proceedings of the 2020 Conference on Empirical Methods in Natural Language Processing (EMNLP)*. 7949–7962.
- [6] Yarin Gal, Riashat Islam, and Zoubin Ghahramani. 2017. Deep bayesian active learning with image data. In *International Conference on Machine Learning*. PMLR, 1183–1192.
- [7] Daniel Gissin and Shai Shalev-Shwartz. 2019. Discriminative active learning. *arXiv preprint arXiv:1907.06347* (2019).
- [8] Neil Houlsby, Ferenc Huszár, Zoubin Ghahramani, and Máté Lengyel. 2011. Bayesian active learning for classification and preference learning. *arXiv preprint arXiv:1112.5745* (2011).
- [9] Jiaji Huang, Rewon Child, Vinay Rao, Hairong Liu, Sanjeev Satheesh, and Adam Coates. 2016. Active learning for speech recognition: the power of gradients. *arXiv preprint arXiv:1612.03226* (2016).
- [10] David D Lewis and William A Gale. 1994. A sequential algorithm for training text classifiers. In *SIGIR '94*. Springer, 3–12.
- [11] Changsheng Li, Kaihang Mao, Lingyan Liang, Dongchun Ren, Wei Zhang, Ye Yuan, and Guoren Wang. 2021. Unsupervised Active Learning via Subspace Learning. In *Proceedings of the AAAI Conference on Artificial Intelligence*, Vol. 35. 8332–8339.
- [12] Ilya Loshchilov and Frank Hutter. 2017. Decoupled weight decay regularization. *arXiv preprint arXiv:1711.05101* (2017).
- [13] Youcef Nafa, Qun Chen, Zhaoqiang Chen, Xingyu Lu, Haiyang He, Tianyi Duan, and Zhanhuai Li. 2022. Active deep learning on entity resolution by risk sampling. *Knowledge-Based Systems* 236 (2022), 107729.
- [14] Cuong V Nguyen, Lam Si Tung Ho, Huan Xu, Vu Dinh, and Binh T Nguyen. 2022. Bayesian active learning with abstention feedbacks. *Neurocomputing* 471 (2022), 242–250.
- [15] Quoc Phong Nguyen, Bryan Kian Hsiang Low, and Patrick Jaillet. 2021. An information-theoretic framework for unifying active learning problems. In *Proc. AAAI*. 9126–9134.
- [16] Sumanth Prabhu, Moosa Mohamed, and Hemant Misra. 2021. Multi-class Text Classification using BERT-based Active Learning. *arXiv preprint arXiv:2104.14289* (2021).
- [17] Pengzhen Ren, Yun Xiao, Xiaojun Chang, Po-Yao Huang, Zhihui Li, Brij B. Gupta, Xiaojiang Chen, and Xin Wang. 2022. A Survey of Deep Active Learning. *ACM Comput. Surv.* 54, 9 (2022), 180:1–180:40. <https://doi.org/10.1145/3472291>
- [18] Tobias Scheffer, Christian Decomain, and Stefan Wrobel. 2001. Active hidden markov models for information extraction. In *International Symposium on Intelligent Data Analysis*. Springer, 309–318.
- [19] Ozan Sener and Silvio Savarese. 2017. Active learning for convolutional neural networks: A core-set approach. *arXiv preprint arXiv:1708.00489* (2017).
- [20] Burr Settles. 2009. Active learning literature survey. (2009).
- [21] Burr Settles and Mark Craven. 2008. An analysis of active learning strategies for sequence labeling tasks. In *Proceedings of the 2008 Conference on Empirical Methods in Natural Language Processing*. 1070–1079.
- [22] Laurens Van der Maaten and Geoffrey Hinton. 2008. Visualizing data using t-SNE. *Journal of machine learning research* 9, 11 (2008).
- [23] Fang Wana, Tianning Yuana, Mengying Fua, Xiangyang Jib, and Qingming Huang. 2021. Nearest Neighbor Classifier Embedded Network for Active Learning. In *Proceedings of the AAAI Conference on Artificial Intelligence*, Vol. 35. 10041–10048.
- [24] Donggeun Yoo and In So Kweon. 2019. Learning loss for active learning. In *Proceedings of the IEEE/CVF Conference on Computer Vision and Pattern Recognition*. 93–102.
- [25] Baohang Zhou, Xiangrui Cai, Ying Zhang, Wenya Guo, and Xiaojie Yuan. 2021. MTAAL: Multi-Task Adversarial Active Learning for Medical Named Entity Recognition and Normalization. In *Proceedings of the AAAI Conference on Artificial Intelligence*, Vol. 35. 14586–14593.
- [26] Jingbo Zhu, Huizhen Wang, Tianshun Yao, and Benjamin K Tsou. 2008. Active learning with sampling by uncertainty and density for word sense disambiguation and text classification. In *Proceedings of the 22nd International Conference on Computational Linguistics (Coling 2008)*. 1137–1144.

This figure "sample-franklin.png" is available in "png" format from:

<http://arxiv.org/ps/2203.09174v1>