

# Relational Self-Supervised Learning

Mingkai Zheng, Shan You, Fei Wang, Chen Qian, *Member, IEEE*, Changshui Zhang, *Fellow, IEEE*, Xiaogang Wang, Chang Xu, *Member, IEEE*,

**Abstract**—Self-supervised Learning (SSL) including the mainstream contrastive learning has achieved great success in learning visual representations without data annotations. However, most methods mainly focus on the instance level information (*i.e.*, the different augmented images of the same instance should have the same feature or cluster into the same class), but there is a lack of attention on the relationships between different instances. In this paper, we introduce a novel SSL paradigm, which we term as relational self-supervised learning (ReSSL) framework that learns representations by modeling the relationship between different instances. Specifically, our proposed method employs sharpened distribution of pairwise similarities among different instances as *relation* metric, which is thus utilized to match the feature embeddings of different augmentations. To boost the performance, we argue that weak augmentations matter to represent a more reliable relation, and leverage momentum strategy for practical efficiency. The designed asymmetric predictor head and an InfoNCE warm-up strategy enhance the robustness to hyper-parameters and benefit the resulting performance. Experimental results show that our proposed ReSSL substantially outperforms the state-of-the-art methods across different network architectures, including various lightweight networks (*e.g.*, EfficientNet and MobileNet).

**Index Terms**—Contrastive Learning, Unsupervised Learning, Self-Supervised Learning, Representation Learning.



## 1 INTRODUCTION

RECENTLY, self-supervised learning (SSL) has shown its superiority and achieved promising results for unsupervised visual representation learning in computer vision tasks [9], [12], [35], [36], [40], [50], [68], [78]. The purpose of a typical self-supervised learning algorithm is to learn general visual representations from a large amount of data without human annotations, which can be transferred or leveraged in downstream tasks (*e.g.*, classification, detection, and segmentation). Some previous works [7], [35] even have proven that a good unsupervised pretraining can lead to a better downstream performance than supervised pretraining.

Among various SSL algorithms, contrastive learning [9], [74], [78] serves as a state-of-the-art framework, which mainly focuses on learning an invariant feature from different views. For example, instance discrimination is a widely adopted pre-text task as in [9], [36], [78], which utilizes the noisy contrastive estimation (NCE) to encourage two augmented views of the same image to be pulled closer on the embedding space but pushes apart all the other images away. Deep Clustering [6], [7], [81] is an alternative pre-text task that forces different augmented views of the same instance to be clustered into the same class. However, in-

stance discrimination based methods will inevitably induce a class collision problem [2], [15], [54], where similar images should be pulled closer instead of being pushed away. Deep clustering based methods cooperated with traditional clustering algorithms to assign a label for each instance, which relaxed the constraint of instance discrimination, but most of these algorithms adopt a strong assumption, *i.e.*, the labels must induce an equipartition of the data, which might introduce some noise and hurt the learned representations.

In this paper, we introduce a novel Relational Self-Supervised Learning framework (ReSSL), which does not encourage explicitly to push away different instances, but uses *relation* as a manner to investigate the inter-instance relationships and highlight the intra-instance invariance. Concretely, we aim to maintain the consistency of pairwise similarities among different instances for two different augmentations. For example, if we have three instances  $x^1$ ,  $x^2$ ,  $y$  and  $z$  where  $x^1$ ,  $x^2$  are two different augmentations of  $x$ ,  $y$ , and  $z$  is a different sample. Then, if  $x^1$  is similar to  $y$  but different to  $z$ , we wish  $x^2$  can maintain such relationship and vice versa. In this way, the relation can be modelled as a similarity distribution between a set of augmented images, and then use it as a metric to align the same images with different augmentations, so that the relationship between different instances could be maintained across different augmented views.

However, this simple manner induces unexpectedly horrible performance if we follow the same training recipe as other contrastive learning methods [9], [36]. We argue that construction of a proper relation matters for ReSSL; aggressive data augmentations as in [9], [10], [69] are usually leveraged by default to generate diverse positive pairs that increase the difficulty of the pre-text task. However, this hurts the reliability of the target relation. Views generated by aggressive augmentations might cause the loss of semantic information, so the target relation might be noisy and not that reliable. In this way, we propose to leverage weaker

- Mingkai Zheng and Chang Xu are with the School of Computer Science, Faculty of Engineering, The University of Sydney, Australia. E-mail: mzhe4001@uni.sydney.edu.au, c.xu@sydney.edu.au
- Shan You and Chen Qian are with the SenseTime Research Centre. E-mail: {youshan,qianchen}@sensetime.com
- Fei Wang is with the University of Science and Technology of China. E-mail: wangfei91@mail.ustc.edu.cn
- Shan You and Changshui Zhang are with the Department of Automation, Tsinghua University, Institute for Artificial Intelligence, Tsinghua University (THUAI), Beijing National Research Center for Information Science and Technology (BNRist). E-mail: zcs@mail.tsinghua.edu.cn
- Xiaogang Wang is with Department of Electronic Engineering, The Chinese University of Hong Kong. E-mail: xgwang@ee.cuhk.edu.hk

augmentations to represent the relation, since much lesser disturbances provide more stable and meaningful relationships between different instances. Besides, we also sharpen the target distribution to emphasize the most important relationship and utilize the memory buffer with a momentum-updated network to reduce the demand of large batch size for more efficiency. With such simple relation metric, our ReSSL [89] achieves 69.9% Top-1 linear evaluation accuracy with 200 epochs ImageNet pretraining, which is 2.4% better than our baseline (MoCo V2).

To further improve ReSSL [89], we leverage an asymmetric structure as in BYOL [35], and SimSiam [12] which adopts an additional prediction head on top of the projector. We show that breaking the symmetry could improve the performance and make the system robust to selecting the hyper-parameters. Moreover, we found that the target relation is not very reliable in the early stage of the training. To resolve this issue, we propose a warm-up with InfoNCE strategy, which adopts the InfoNCE from the beginning of the training process, and gradually shifts the objective to our relational metric along with the training. Note the InfoNCE objective will introduce clear positive and negative pairs, which we do not encourage in this paper. However, it can provide better guidance in the early stage of the training. In this way, the model will first perform an instance discrimination task and then gradually relax the constrain and pay more attention to maintain the relationships among the samples. With the predictor and Warm-up strategy, the linear evaluation accuracy of ReSSL can be further boosted from 69.9% to 72.0%. Notably, when working with the Multi-Crop strategy (200 epochs), ReSSL achieved new state-of-the-art performance 76.0% Top-1 accuracy, which is 2.7% higher than CLSA-Multi [75].

On the other hand, most aforementioned contrastive learning algorithms [9], [11] only works for large networks (*e.g.* ResNet50 [38] or even larger) but has unsatisfying performance on small networks. For instance, the linear evaluation accuracy on ImageNet using MoCo V2 is only about 42.2% with EfficientNet-B0 [65], which is 34.9% lower than its supervised performance 77.1%. With MobileNet-V3-Large [41], the performance gaps become even larger (36.3% vs 75.2%). To resolve this issue, some knowledge distillation (KD) methods has been proposed to transfer the pretrained SSL features from a large network to a small network. In this paper, we show that ReSSL is very friendly to lightweight architectures since the linear evaluation performance can directly surpass previous KD algorithms (*e.g.* SEED [30], DisCo [32] and BINGO [80]) without a large teacher. For example, with 200 epochs of pre-training and multi-crops strategy, ReSSL achieves 66.5% / 71.0% Top-1 linear evaluation accuracy with ResNet18 / ResNet34. This result is 8.6% / 12.5% higher than SEED, 5.9% / 8.5% higher than DisCo, and 4.1% / 7.5% better than BINGO. (All the KD methods has a ResNet-50 teacher with 67.5% Top-1 Accuracy.)

Our contributions can be summarized as follows.

- We proposed a novel SSL paradigm, which we term it as relational self-supervised learning (ReSSL). ReSSL maintains the relational consistency between the instances under different augmentations instead of explicitly pushing different instances away.

- Our proposed weak augmentation and sharpening distribution strategy provide a stable and high quality target similarity distribution, which makes the framework works well.
- ReSSL is a simple and effective SSL framework since it simply replaces the widely adopted contrastive loss with our proposed relational consistency loss. With a simple modification on MoCo, ReSSL achieved state-of-the-art performance with much lesser training cost.
- ReSSL is a lightweight friendly framework. Unlike previous contrastive learning algorithms that have a poor performance on small architectures, ReSSL consistently improves the performance for various lightweight networks and achieves better performance than KD algorithms.

## 2 RELATED WORKS

**Self-Supervised Learning with Pretext Tasks.** Self-supervised learning is a general representation learning framework that relies on the pretext tasks that can be formulated using only unlabeled data. The concept is “Obtain labels from the data itself by using a semi-automatic process” and “Predict part of the data from other parts” [57]. For this reason, many previous works focused on how to utilize the structural features of the images to design better pretext tasks that can learn more general representations. Many pretext tasks were found to be conducive to learn image features. For example, context prediction [22], jigsaw puzzles [62], and rotation angle prediction [33]. These methods can learn desired and transferable representations that achieve promising results in downstream tasks. Some of these tasks can even be used as an auxiliary task to improve the performance of the semi-supervised and supervised learning [46], [53], [85].

**Generative Based Model.** Image generation is always one of the most popular idea for self-supervised learning. Early generative base model aims to encode the images to a latent vector and then decode it to reconstruct the original images [3], [47]. With the development of GAN [24], [34], some works [5], [24] start to leverage the power of the discriminator to jointly differentiate both images and latent vectors. In this way, the generator not only maps latent samples to generated data, but also has an inverse mapping from data to the latent representation. There are also some works aims to reconstruct the original image from the corrupted image, *e.g.* image colorization [86], super-resolution [52], and image inpainting [27].

**Instance Discrimination.** The recent contrastive learning methods [9], [36], [40], [43], [45], [50], [60], [68], [69] have made a lot of progress in the field of self-supervised learning. Most of the previous contrastive learning methods are based on the instance discrimination [78] task in which positive pairs are defined as different views of the same image, while negative pairs are formed by sampling views from different images. SimCLR [9], [10] shows that image augmentation (*e.g.* Grayscale, Random Resized Cropping, Color Jittering, and Gaussian Blur), nonlinear projection head and large batch size plays a critical role in contrastive learning. Since large batch size usually requires a lot of GPU memory,

which is not very friendly to most of researchers. MoCo [11], [36] proposed a momentum contrast mechanism that forces the query encoder to learn the representation from a slowly progressing key encoder and maintain a memory buffer to store a large number of negative samples, it achieves better performance with smaller batch size. NNCLR [26] reverses the purpose of the memory buffer, where the goal is to find the most similar samples from the memory buffer and treat it as the positive pair to further increase the difficulty of the pretext task. InfoMin [69] proposed a set of stronger augmentation that reduces the mutual information between views while keeping task-relevant information intact. AlignUniform [74] shows that alignment and uniformity are two critical properties of contrastive learning.

**Deep Clustering.** In contrast to instance discrimination which treats every instance as a distinct class, deep clustering [6] adopts the traditional clustering method (e.g. KMeans) to label each image iteratively. Eventually, similar samples will be clustered into the same class. Simply apply the KMeans algorithm might lead to a degenerate solution where all data points are mapped to the same cluster; SeLa [81] solved this issue by adding the constraint that the labels must induce equipartition of the data and proposed a fast version of the Sinkhorn-Knopp to achieve this. SwAV [7] further extended this idea and proposed a scalable online clustering framework by maintaining a set of prototypes and assign the samples equally to each prototype. DINO [8] is another types of clustering framework which has very similar objective. It replace the Sinkhorn-Knopp with the sharpening and centering tricks, where the sharpening aims to minimize the entropy so that each sample will be assigned into a prototype, centering aims to maximize the entropy to prevent all samples assigned into one prototype.

**Class Collision Problem** PCL [54] reveals the class collision problem in contrastive learning, since instance discrimination treats every sample as a single class, the similar samples will be undesirably pushed apart by the contrastive loss. PCL solved this problem by performing the Expectation-Maximization algorithm iteratively and performing the contrastive loss and clustering loss simultaneously, although it gets the same linear classification accuracy with MoCo V2 [11], it has better performance on downstream tasks. CLD [76] proposed a very similar idea where the only difference is that the clustering process will be applied on the fly in each batch. WCL [88] proposed a novel clustering algorithm by generate the connected component from a nearest neighbor graph. Different from the clustering based method, AdpCLR [87] and FNC [44] directly finds the top-K closest instances on the embedding space and treats these instances as their positive pairs to learn a much more compact representation for similar samples.

**Contrastive Learning Without Negative Samples.** Most previous contrastive learning methods prevent the model collapse in an explicit manner (e.g. push different instances away from each other or force different instances to be clustered into different groups.) BYOL [35] can learn a high-quality representation without negatives. Specifically, it trains an online network to predict the target network representation of the same image under a different augmented view and uses an additional predictor network on top of the online encoder to avoid the model collapse.

SimSiam [12] shows that simple Siamese networks can learn meaningful representations even without the use of negative pairs, large batch size, and momentum encoders. AdCo [42] shows that a set of negative features can replace the negative samples, and these features can be adversarially learned by maximizing the contrastive loss. Barlow Twins [84] proposed a redundancy-reduction principle that aims to make the cross-correlation matrix computed from twin representations as close to the identity matrix as possible. This objective can be regarded as a dual form of CL, since CL aims to decouple the features for each instance, and Barlow Twins aims to decouple the feature dimensions.

**Contrastive Learning for Lightweight Architectures.** Although contrastive learning has achieved remarkable performance for large networks (e.g. ResNet50 or larger), however, most of these methods have a horrible performance on lightweight architecture since it is pretty hard for smaller models to learn instance-level discriminative representation with a large amount of data. SEED [30] first proposed a knowledge distillation (KD) framework for contrastive learning; it requires the student network to mimic the similarity distribution inferred by the teacher over the memory buffer. DisCo [32] introduced a different KD method which aims to constrain the last embedding of the student to be consistent with that of the teacher; it also alleviates the distilling bottleNeck problem and presents a large projection head can increase the capability of the model generalization. BINGO [80] utilized the teacher network to construct a group of similar instances; the objective is to aggregate compact representations over the student with respect to instances in the same group.

### 3 METHODOLOGY

In this section, we will first revisit the preliminary works on contrastive learning; then, we will introduce our proposed relational self-supervised learning framework (ReSSL). After that, the algorithm and the implementation details will also be explained.

#### 3.1 Preliminaries on Self-supervised Learning

Given  $N$  unlabeled samples  $\mathbf{x}$ , we randomly apply a composition of augmentation functions  $T(\cdot)$  to obtain two different views  $\mathbf{x}^1$  and  $\mathbf{x}^2$  through  $T(\mathbf{x}, \theta_1)$  and  $T(\mathbf{x}, \theta_2)$  where  $\theta$  is the random seed for  $T$ . Then, a convolutional neural network based encoder  $\mathcal{F}(\cdot)$  is employed to extract the information from these samples, i.e.,  $\mathbf{h} = \mathcal{F}(T(\mathbf{x}, \theta))$ . Finally, a two-layer non-linear projection head  $g(\cdot)$  is utilized to map  $\mathbf{h}$  into embedding space, which can be written as:  $\mathbf{z} = g(\mathbf{h})$ . SimCLR [9] and MoCo [36] style framework adopt the noise contrastive estimation (NCE) objective for discriminating different instances in the dataset. Suppose  $\mathbf{z}_i^1$  and  $\mathbf{z}_i^2$  are the representations of two augmented views of  $\mathbf{x}_i$  and  $\mathbf{z}_k$  is a different instance. The NCE objective can be expressed by Eq. (1), where  $\tau$  is the temperature parameter. Noted that we take the  $L_2$  normalized vectors for representation  $\mathbf{z}$  by default.

$$\mathcal{L}_{NCE} = -\log \frac{\exp(\mathbf{z}_i^1 \cdot \mathbf{z}_i^2 / \tau)}{\exp(\mathbf{z}_i^1 \cdot \mathbf{z}_i^2 / \tau) + \sum_{k=1}^N \exp(\mathbf{z}_i^1 \cdot \mathbf{z}_k / \tau)}. \quad (1)$$

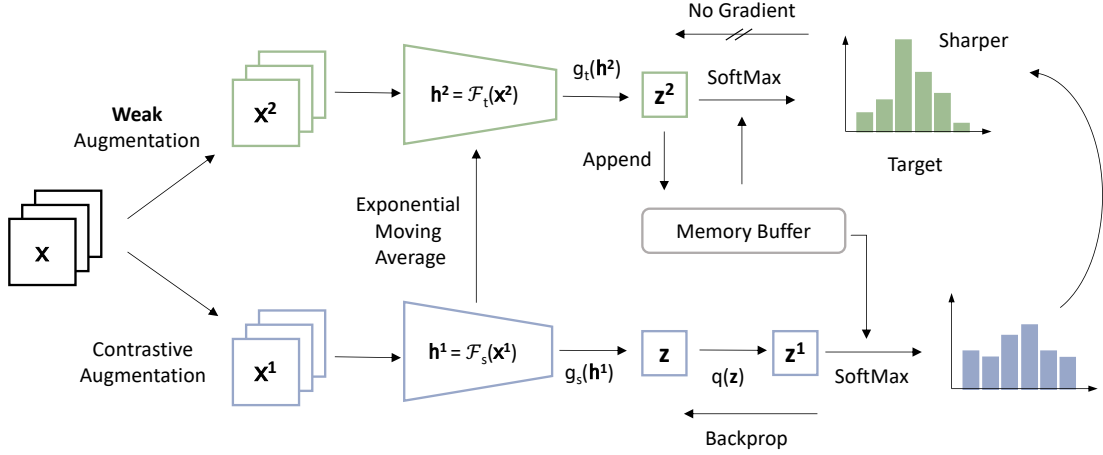


Fig. 1. The overall framework of our proposed method. We adopt the student-teacher framework where the student is trained to predict the representation of the teacher, and the teacher is updated with a “momentum update” (exponential moving average) of the student. The relationship consistency is achieved by aligning the conditional distribution for student and teacher model. Please see more details in our method part.

BYOL [35] and SimSiam [12] style framework add an additional non-linear predictor head  $q(\cdot)$  which further maps  $\mathbf{z}$  to  $\mathbf{p}$ . The model will minimize the negative cosine similarity (equivalent to minimizing the L2 distance) between  $\mathbf{z}$  to  $\mathbf{p}$ .

$$\mathcal{L}_{cos} = -\frac{\mathbf{p}^1 \cdot \mathbf{z}^2}{\|\mathbf{p}^1\| \cdot \|\mathbf{z}^2\|}, \quad \mathcal{L}_{mse} = \|\mathbf{p}^1 - \mathbf{z}^2\|_2^2. \quad (2)$$

Tricks like stop-gradient and momentum teacher are often applied to avoid model collapsing.

### 3.2 Relational Self-Supervised Learning

In classical self-supervised learning, different instances are to be pushed away from each other, and augmented views of the same instance is expected to be of exactly the same features. However, both constraints are too restricted because of the existence of similar samples and the distorted semantic information if aggressive augmentation is adopted. In this way, we do not encourage explicit negative instances (those to be pushed away) for each instance; instead, we leverage the pairwise similarities as a manner to explore their relationships. And we pull the features of two different augmentations in this sense of relation metric. As a result, our method relaxes both (1) and (2), where different instances do not always need to be pushed away from each other; and augmented views of the same instance only need to share the similar but not exactly the same features.

Concretely, given an image  $\mathbf{x}$  in a batch of samples, two different augmented views can be obtained by  $\mathbf{x}^1 = T(\mathbf{x}, \theta_1)$ ,  $\mathbf{x}^2 = T(\mathbf{x}, \theta_2)$  and calculate the corresponding embedding  $\mathbf{z}^1 = q(g(\mathcal{F}(\mathbf{x}^1)))$ ,  $\mathbf{z}^2 = g(\mathcal{F}(\mathbf{x}^2))$ . Then, we calculate the similarities between the instances of the first augmented images. Which can be measured by  $\mathbf{z}^1 \cdot \mathbf{z}_i$ . A softmax layer can be adopted to process the calculated similarities, which then produces a relationship distribution:

$$\mathbf{p}_i^1 = \frac{\exp(\mathbf{z}^1 \cdot \mathbf{z}_i / \tau_s)}{\sum_{k=1}^K \exp(\mathbf{z}^1 \cdot \mathbf{z}_k / \tau_s)}. \quad (3)$$

where  $\tau_s$  is the temperature parameter. At the same time, we can calculate the relationship between  $\mathbf{x}^2$  and the  $i$ -th

instance as  $\mathbf{z}^2 \cdot \mathbf{z}_i$ . The resulting relationship distribution can be written as:

$$\mathbf{p}_i^2 = \frac{\exp(\mathbf{z}^2 \cdot \mathbf{z}_i / \tau_t)}{\sum_{k=1}^K \exp(\mathbf{z}^2 \cdot \mathbf{z}_k / \tau_t)}. \quad (4)$$

where  $\tau_t$  is a different temperature parameter. We propose to push the relational consistency between  $\mathbf{p}_i^1$  and  $\mathbf{p}_i^2$  by minimizing the Kullback–Leibler divergence, which can be formulated as:

$$\mathcal{L}_{relation} = D_{KL}(\mathbf{p}^2 \|\mathbf{p}^1) = H(\mathbf{p}^2, \mathbf{p}^1) - H(\mathbf{p}^2). \quad (5)$$

Since the  $H(\mathbf{p}^2)$  will be a constant value, we only minimize  $H(\mathbf{p}^2, \mathbf{p}^1)$  in our implementation.

**More efficiency with Momentum targets.** However, the quality of the target similarity distribution  $\mathbf{p}^2$  is crucial, to make the similarity distribution reliable and stable, we usually require a large batch size which is very unfriendly to GPU memories. To resolve this issue, we utilize a “momentum update” network as in [11], [36], and maintain a large memory buffer  $\mathcal{Q}$  of  $K$  past samples  $\{\mathbf{z}_k | k = 1, \dots, K\}$  (following the FIFO principle) for storing the feature embeddings from the past batches, which can then be used for simulating the large batch size relationship and providing a stable similarity distribution.

$$\mathcal{F}_t \leftarrow m\mathcal{F}_t + (1-m)\mathcal{F}_s, \quad g_t \leftarrow mg_t + (1-m)g_s, \quad (6)$$

where  $\mathcal{F}_s$  and  $g_s$  denote the most latest encoder and head, respectively, so we name them as the student model with a subscript  $s$ . On the other hand,  $\mathcal{F}_t$  and  $g_t$  stand for ensembles of the past encoder and head, respectively, so we name them as the teacher model with a subscript  $t$ .  $m$  represents the momentum coefficient which controls how fast the teacher  $\mathcal{F}_t$  will be updated.

**Sharper Distribution as Target.** Note, the value of  $\tau_t$  has to be smaller than  $\tau_s$  since  $\tau_t$  will be used to generate the target distribution. A smaller  $\tau$  will result in a “sharper” distribution which can be interpreted as highlighting the most similar feature for  $\mathbf{z}^2$ , since the similar features will have a higher value and the dissimilar features will have a lower value. Align  $\mathbf{p}^1$  with  $\mathbf{p}^2$  can be regarded as pulling  $\mathbf{z}^1$  towards the features that are similar with  $\mathbf{z}^2$ . In this

way, ReSSL makes the similar samples more similar, and dissimilar ones be more dissimilar.

**Weak Augmentation Strategy for Teacher.** To further improve the quality and stability of the target distribution, we adopt a weak augmentation strategy for the teacher model since the standard contrastive augmentation is too aggressive, which introduced too many disturbances and will mislead the student network. Please refer to more details in our empirical study.

**Compare with SEED and CLSA.** SEED [30] follows the standard Knowledge Distillation (KD) paradigm [25], [39], [82] where it aims to distill the knowledge from a larger network into a smaller architecture. The knowledge transfer happens in the same view but between different models. In our framework, we are trying to maintain the relational consistency between different augmentations; the knowledge transfer happens between different views but in the same network. CLSA [75] also introduced the concept of using weak augmentation to guide a stronger augmentation. However, the “weak” augmentation in CLSA is equivalent to the “strong” augmentation in our method (We do not use any stronger augmentations such as [18], [19] in our default setting). On the other hand, CLSA requires at least one additional sample during training, which requires a lot more GPU memories and slow down the training speed.

### 3.3 Improving ReSSL with Predictor and InfoNCE

**Asymmetric Head for Student.** For the student network, we adopt an additional predictor head as in [12], [35], which breaks the symmetry of the Siamese network. [12] demonstrates that the typical contrastive learning frameworks are just an Expectation-Maximization like algorithm; the predictor head helps fill the gaps between an augmented view and the expectation. In ReSSL, Breaking the symmetry could make the system become robust to the selection of the temperature, and also slightly improve the performance. Please see more empirical analysis in Section 4.

**Warm-up with InfoNCE.** As we have described that the sharpening strategy is a crucial point in ReSSL, it can be interpreted as pulling  $\mathbf{z}^1$  towards to features that are similar with  $\mathbf{z}^2$ . However, the network is not able to capture high-quality similar samples especially in the early stage of the training, which makes the target distribution  $\mathbf{p}^2$  unreliable. To resolve this issue, we add an additional InfoNCE loss to cooperate with our relational consistency loss, which can be expressed by Eq (7)

$$\mathcal{L}_{total} = \alpha \mathcal{L}_{relation} + (1 - \alpha) \mathcal{L}_{InfoNCE} \quad (7)$$

Where  $\alpha$  is the hyper-parameter to control the weight of the two losses. Here, we set  $\alpha = current\_step/warmup\_step$ . In this case,  $\alpha$  will increase from 0 to 1 along our optimization step. Basically,  $\mathbf{z}^1$  will be pulled towards to  $\mathbf{z}^2$  in the early stage since  $\mathbf{p}^2$  is not reliable, then, the objective function will gradually shift from Eq. (1) to Eq. (5). Although InfoNCE still introduces the clear positives and negatives, the weight will decrease along with the training. Experimental results shows that warm-up with InfoNCE significantly improves the results of the linear evaluation. Please see more details in Section 4 below.

## 4 EMPIRICAL STUDY OF RESSL

In this section, we will empirically study our ReSSL on 4 popular self-supervised learning benchmarks. Specifically, we ablate the effectiveness of the sharpening, weak augmentation, predictor, and the InfoNCE warm-up strategy.

**Small Dataset.** CIFAR-10 and CIFAR-100 [49]. The CIFAR-10 dataset consists of 60000 32x32 colour images in 10 classes, with 6000 images per class. There are 50000 training images and 10000 test images. CIFAR-100 is just like the CIFAR-10, except it has 100 classes containing 600 images each. There are 500 training images and 100 testing images per class.

**Medium Dataset.** STL-10 [17] and Tiny ImageNet [51]. STL10 [17] dataset is composed of 96x96 resolution images with 10 classes. It contains 5K labeled training images, 8K validation images, and 100K unlabeled images. The Tiny ImageNet dataset is composed of 64x64 resolution images with 200 classes, which has 100K training images and 10k validation images.

**Implementation Details** We adopt the ResNet18 [38] as our backbone network. Because most of our dataset contains low-resolution images, we replace the first 7x7 Conv of stride 2 with 3x3 Conv of stride 1 and remove the first max pooling operation for a small dataset. For data augmentations, we use the random resized crops (the lower bound of random crop ratio is set to 0.2), color distortion (strength=0.5) with a probability of 0.8, and Gaussian blur with a probability of 0.5. The images from the small and medium datasets will be resized to 32x32 and 64x64 resolution respectively. Our method is based on MoCoV2 [11]; we use the global BN and shuffle BN for with and without predictor setting. The momentum value and memory buffer size are set to 0.99 and 4096/16384 for small and medium datasets respectively. Moreover, The model is trained using SGD optimizer with a momentum of 0.9 and weight decay of  $5e^{-4}$ . We linear warm up the learning rate for 10 epochs until it reaches  $0.06 \times BatchSize/256$ , then switch to the cosine decay scheduler [58].

**Evaluation Protocol.** All the models will be trained for 200 epochs. For testing the representation quality, we evaluate the pre-trained model on the widely adopted linear evaluation protocol - We will freeze the encoder parameters and train a linear classifier on top of the average pooling features for 100 epochs. To test the classifier, we use the center crop of the test set and computes accuracy according to predicted output. We train the classifier with a learning rate of 10, no weight decay, and momentum of 0.9. The learning rate will be times 0.1 in 60 and 80 epochs. Note, for STL-10; the pretraining will be applied on both labeled and unlabeled images. During the linear evaluation, only the labeled 5K images will be used.

### 4.1 A Properly Sharpened Relation is A Better Target

The temperature parameter is very crucial in most contrastive learning algorithms. To verify the effective of  $\tau_s$  and  $\tau_t$  for our proposed method, we fixed  $\tau_s = 0.1$  or  $0.2$ , and sweep over  $\tau_t = \{0.01, 0.02, \dots, 0.10\}$ . The result is shown in Table 1. Note, here we show the result for both with and without predictor setting. For  $\tau_t$ , the optimal value is 0.03 and 0.04 across all different datasets. As we can see, the

TABLE 1  
Effect of different  $\tau_t$  and  $\tau_s$  for ReSSL **with** predictor

Dataset	$\tau_s$	$\tau_t = 0.01$	$\tau_t = 0.02$	$\tau_t = 0.03$	$\tau_t = 0.04$	$\tau_t = 0.05$	$\tau_t = 0.06$	$\tau_t = 0.07$	$\tau_t = 0.08$	$\tau_t = 0.09$	$\tau_t = 0.10$
CIFAR-10	0.1	89.72	90.16	90.62	<b>90.76</b>	90.46	90.21	89.95	89.67	89.61	89.25
CIFAR-10	0.2	90.18	90.42	90.42	89.91	89.97	90.00	89.84	89.19	88.88	88.63
CIFAR-100	0.1	63.63	64.61	<b>65.03</b>	64.60	64.26	63.19	62.54	60.56	60.17	58.18
CIFAR-100	0.2	63.12	63.09	62.08	61.93	61.20	60.48	59.25	58.52	58.11	56.36
STL-10	0.1	87.82	88.54	<b>88.89</b>	88.41	87.60	87.24	86.87	84.04	83.67	83.59
STL-10	0.2	87.66	87.28	86.51	86.19	85.75	85.75	85.58	85.61	85.37	84.52
Tiny ImageNet	0.1	45.66	45.62	<b>46.64</b>	46.06	45.36	41.22	37.02	36.03	32.54	32.28
Tiny ImageNet	0.2	45.64	45.74	43.72	42.62	42.02	40.72	38.24	34.74	34.12	30.10

TABLE 2  
Effect of different  $\tau_t$  and  $\tau_s$  for ReSSL **without** predictor.

Dataset	$\tau_s$	$\tau_t = 0.01$	$\tau_t = 0.02$	$\tau_t = 0.03$	$\tau_t = 0.04$	$\tau_t = 0.05$	$\tau_t = 0.06$	$\tau_t = 0.07$	$\tau_t = 0.08$	$\tau_t = 0.09$	$\tau_t = 0.10$
CIFAR-10	0.1	89.35	89.74	90.09	90.04	<b>90.20</b>	90.18	88.67	10.00	10.00	10.10
CIFAR-10	0.2	89.52	89.67	89.24	89.50	89.22	89.40	89.50	89.58	89.43	89.43
CIFAR-100	0.1	62.34	62.79	62.71	<b>63.79</b>	63.46	63.20	61.31	1.00	1.00	1.00
CIFAR-100	0.2	60.37	60.05	60.24	60.09	59.09	59.12	59.76	59.97	59.69	59.08
STL-10	0.1	86.65	86.96	87.16	87.32	<b>88.25</b>	87.83	87.08	10.00	10.00	10.00
STL-10	0.2	85.17	86.12	85.01	85.67	85.21	85.51	85.28	85.93	85.56	85.58
Tiny ImageNet	0.1	45.20	45.40	46.30	<b>46.60</b>	45.08	45.24	44.18	0.50	0.50	0.50
Tiny ImageNet	0.2	43.28	42.98	43.58	42.12	42.70	42.76	42.60	41.46	41.08	40.70

performance is increasing when we increase  $\tau_t$  from 0. After the optimal value, the performance will start to decrease.

Note,  $\tau_t \rightarrow 0$  correspond to the Top-1 or *argmax* operation, which produce a one-hot distribution as the target; this actually makes our relational consistent loss degrades to a standard InfoNCE objective where the positive pair is the most similar sample from the memory buffer instead of the augmentation of the original image. In this case, the system will be pretty similar with NNCLR [26], the only difference is that NNCLR does not adopt the weak augmentation strategy, and the negative samples come from the current batch instead of the memory buffer. On the other hand, when  $\tau_t \rightarrow 0.1$ , the target will be a much flatter distribution that cannot highlight the most similar features for students. Hence,  $\tau_t$  can not be either too small or too large, but it has to be smaller than  $\tau_s$  (*i.e.*  $\mathbf{p}^2$  has to be sharper than  $\mathbf{p}^1$ ), therefore the target distribution can provide effective guidance to the student network.

For  $\tau_t$ , it is clearly to see that the result of  $\tau_s = 0.1$  can always result a much higher performance than  $\tau_s = 0.2$ , which is different to MoCoV2 where  $\tau_s = 0.2$  is the optimal value. According to [21], [71], [73], a greater temperature will result in a larger angular margin in the hypersphere. Since MoCoV2 adopts instance discrimination as the pretext task, a large temperature can enhance the compactness for the same instance and discrepancy for different instances. In contrast to instance discrimination, our method can be interpreted as pulling similar instances closer on the hypersphere; the similar instances might not be very reliable, especially in the early stage of the training process. Thus, the large angular margin might hurt the performance when the ground truth label is not available.

## 4.2 Asymmetric Structure Makes Robuster System

Our default setting adopts the predictor structure as in [12], [35] which breaks the symmetry of the system. It is however interesting to evaluate the performance with the typically symmetric system by removing the predictor structure from ReSSL. Thus, we follow the same experiment setting and present the result in Table 2. As we can observe that in

the case of  $\tau_s = 0.1$  and  $\tau_t \geq 0.08$  (the gray numbers), the symmetric system will collapse since the network can simply output a constant vector to minimize our loss function. Although ReSSL also works well without the predictor, we would like to keep it since it makes the system more robust to the temperature selection. We can also notice that the performance will be slightly better with the predictor in various temperature settings.

## 4.3 Working with InfoNCE Warm-up

Although a stand-alone relation metric already works well, the obvious problem is that the teacher network cannot capture high-quality relationships among different instances in the early stage of the training process. We addressed this issue by including the InfoNCE during the warm-up stage, as described in Section 3.3. We show the result in Table 3 below. As can be seen, the warm-up strategy significantly improves the performance on CIFAR-100, STL-10, and TinyImageNet.

TABLE 3  
Working with InfoNCE Warm-up

Dataset	w/o Warm-up	w/ Warm-up
CIFAR-10	<b>90.76</b>	89.98
CIFAR-100	65.03	<b>65.33</b>
STL-10	88.89	<b>90.00</b>
Tiny ImageNet	46.64	<b>48.22</b>

## 4.4 Weak Augmentation Makes Better Relation

As we have mentioned, the weaker augmentation strategy for the teacher model is the key to the success of our framework. Here, We implement the weak augmentation as a random resized crop (the random ratio is set to (0.2, 1)) and a random horizontal flip. For temperature parameter, we simply adopt the same setting as in Table 1 and report the performance of the best setting. The result is shown in Table 5, as we can see that when we use the weak augmentation for the teacher model, the performance is significantly boosted across all datasets. We believe that this phenomenon is because relatively small disturbances in the



TABLE 4  
Effect of different augmentation for teacher model

Random Resized Crops	Random Flip	Color Jitter	GrayScale	Gaussian Blur	CIFAR-10	CIFAR-100	STL-10	Tiny ImageNet
					79.33	52.77	86.01	36.76
✓					90.62	64.98	88.62	46.38
	✓				80.38	51.60	86.24	38.20
		✓			78.47	51.73	85.92	36.64
			✓		78.44	49.76	87.12	36.32
				✓	78.54	50.65	85.34	36.20
✓	✓				<b>90.76</b>	<b>65.03</b>	<b>88.89</b>	<b>46.64</b>
✓		✓			89.80	62.87	87.45	43.98
✓			✓		89.56	62.61	88.65	42.52
✓				✓	89.18	62.75	87.34	46.18
✓	✓	✓			90.15	63.55	87.21	44.00
✓	✓		✓		89.63	62.95	88.47	41.88
✓	✓			✓	89.43	62.37	87.22	45.30
✓	✓	✓	✓	✓	86.88	58.60	85.05	38.66




Fig. 2. Visualization of the 10 nearest neighbour of the query image. The top half is the result when we apply the weak augmentation. The bottom half is the case when the typical contrastive augmentation is adopted. Note, we use the red square box to highlight the images that has different ground truth label with the query image.

teacher model can provide more accurate similarity guidance to the student model. To further verify this hypothesis, we random sampled three image from STL-10 training set as the query images, and then find the 10 nearest neighbour based on the weak / contrastive augmented query. We visualized the result in Figure 2,

TABLE 5  
Effect of weak augmentation guided ReSSL

Dataset	Contrastive Aug	Weak Aug
CIFAR-10	86.88	<b>90.76</b>
CIFAR-100	58.60	<b>65.03</b>
STL-10	85.05	<b>88.89</b>
Tiny ImageNet	38.66	<b>46.64</b>

#### 4.5 More Experiments on Weak Augmentation

Since the weak augmentation for the teacher model is one of the crucial points in ReSSL, we further analyze the effect of applying different augmentations on the teacher model. In this experiment, we simply adopt the best temperature setting from Table 1 for each datasets and report the linear evaluation performance across the four benchmark dataset. The results are shown in Table 4. The first row is the baseline, where we simply resize all images to the same resolution (no extra augmentation is applied). Then, we applied random resized crops, random flip, color jitter, grayscale, gaussian

blur, and various combinations. We empirically find that if we use no augmentation (*e.g.*, no random resized crops) for the teacher model, the performance tends to degrade. This might result from that the gap of features between two views is way too smaller, which undermines the learning of representations. However, too strong augmentations of teacher model will introduce too much noise and make the target distribution inaccurate (see Figure 2). Thus mildly weak augmentations are better option for the teacher, and random resized crops with random flip is the combination with the highest performance as Table 4 shows.

#### 4.6 Dimension of the Relation

Since we also adopt the memory buffer as in MoCo [36], the buffer size will be equivalent to the dimension of the distribution  $\mathbf{p}^1 \mathbf{p}^2$ . Thus, it will be one of the crucial points in our framework. To verify the effect of the memory buffer size, we simply adopt the best temperature setting from Table 1 for each dataset, then varying the memory buffer size from 256 to 32768. The result is shown in Table 6, as we can see that the performance could be significantly improved when we increase the buffer size from 256 to 8192. However, a further increase in the buffer size (*i.e.* 16384) can only bring a marginal improvement when the buffer is large enough. We can also observe that the performance will be slightly worse when  $K = 32768$ . This is possibly due to a too large memory buffer involving a lot of stale embeddings, which hurts the performance.

TABLE 6  
Effect of different memory buffer size on small and medium dataset

$K$	CIFAR-10	CIFAR-100	STL-10	Tiny ImageNet
256	89.52	62.21	85.05	42.80
512	90.38	63.06	85.76	43.40
1024	90.37	64.32	87.10	44.72
4096	90.76	65.03	87.90	45.47
8192	90.73	<b>65.65</b>	87.71	46.34
16384	<b>90.82</b>	65.62	<b>88.89</b>	<b>46.64</b>
32768	90.27	65.37	88.60	45.95

#### 4.7 Visualization of Learned Representations

We also show the t-SNE [70] visualizations of the representations learned by ReSSL with contrastive augmentation, ReSSL with weak augmentation, and MoCo V2 on the test set of CIFAR-10. Obviously, ReSSL with weak augmentation leads to better class separation than the contrastive loss.




Fig. 3. t-SNE visualizations on CIFAR-10. Classes are indicated by colors. Here we show the visualization result for ReSSL with contrastive augmentation, Standard ReSSL with weak augmentation, and MoCo V2.

## 5 EXPERIMENTS

### 5.1 Results on Large-scale Datasets

We also performed our algorithm on the large-scale ImageNet-1k dataset [20]. In the experiments, we use a batch size of 1024, and adopt the LARS [83] optimizer with learning rate equals to  $0.6 * BatchSize / 256$ , momentum 0.9, and weight decay  $1e^{-6}$ . The optimizer will be scheduled by a cosine learning rate scheduler [58] with 10 epochs of Warm-up. We also adopt a memory buffer to save 65536 past examples. The momentum coefficient is  $m = 0.996$  and increases to 1 with a cosine schedule. For the projector, we use a 2-layer non-linear MLP network with BN and ReLU; the hidden dimension is 4096, and the output dimension is 256. The predictor consists of the same structure as the projector, but input dimension is 256. For  $\tau_t$  and  $\tau_s$ , we simply adopt the best setting from Table 1 where  $\tau_t = 0.03$  and  $\tau_s = 0.1$ . For contrastive augmentation, we take the strategy from [35] with a few modifications on the parameters. Specifically, we set the probability of blurring / solarization to 50% / 10%, and also change the minimum crop area to 14%. For weak augmentation, we follow the best setting in Table 4.

TABLE 7  
Top-1 accuracy under the linear evaluation on ImageNet with the ResNet-50 backbone. ReSSL with \* denote the results without predictor and InfoNCE warm-up.

Method	Backprop	Batch Size	Epochs	Top-1
Supervised	1x	256	120	76.5
<i>1x Backprop Methods</i>				
NPID [78]	1x	256	200	58.5
LocalAgg [90]	1x	128	200	58.8
MoCo V2 [11]	1x	256	200	67.5
MoChi [45]	1x	512	200	68.0
CPC v2 [50]	1x	512	200	63.8
PCL v2 [54]	1x	256	200	67.6
AdCo [42]	1x	256	200	68.6
InfoMin [69]	1x	256	200	70.1
ISD [67]	1x	256	200	69.8
ReSSL * (1 Crop) [89]	1x	256	200	69.9
<b>ReSSL (1 Crop)</b>	<b>1x</b>	<b>1024</b>	<b>200</b>	<b>72.0</b>
<i>2x Backprop Methods</i>				
CLSA-Single [75]	2x	256	200	69.4
SimCLR [9]	2x	4096	200	66.8
SimSiam [12]	2x	256	200	70.0
MoCo V2 - Symmetric [12]	2x	256	200	69.9
WCL [88]	2x	4096	200	70.3
NNCLR [26]	2x	256	200	70.7
BYOL [35]	2x	4096	300	72.5
Barlow Twins [84]	2x	2048	300	71.4
MoCo V3 [13]	2x	4096	300	72.8
SwAV [7]	2x	4096	400	70.1
W-MSE 4 [28]	2x	1024	400	72.6
ReSSL * (2 Crop) [89]	2x	256	200	71.4
<b>ReSSL (2 Crops)</b>	<b>2x</b>	<b>1024</b>	<b>200</b>	<b>73.2</b>

**Linear Evaluation.** For the linear evaluation of ImageNet-1k, we follow the same setting in SimCLR [7]. The results are shown in Table 7. Specifically, we train the linear classification layer for 90 epochs using a SGD optimizer with a Nesterov momentum value of 0.9, weight decay of 0, learning rate with  $0.1 * BatchSize / 256$ , and a cosine-annealed learning rate scheduler. The result is shown in Table 7. For a fair comparison, we divide previous methods into 1x backprop and 2x backprop settings since 2x backprop methods generally require more GPU memories and longer training. As we can see clearly that ReSSL consistently outperforms previous methods on both setting. For 1x setting, ReSSL surpass previous state-of-the-art (InfoMin) 1.9%. For 2x setting, ReSSL has 0.4% improvements over MoCo v3 with only 2/3 training costs and smaller batch size. We also report the performance when working without the predictor and InfoNCE warm-up. In this case, the performance drops 2.1% and 1.8% for 1x and 2x setting, respectively, which further verified the effectiveness of these two strategies.

TABLE 8  
Working with Multi-Crops Strategy and Stronger Augmentations. (Linear Evaluation on ImageNet)

Method	Epochs	Batch Size	Top-1
<i>With Contrastive Augmentation</i>			
SwAV [7]	200	4096	72.7
SwAV [7]	800	4096	75.3
AdCo [42]	200	256	73.2
AdCo [42]	800	1024	75.7
WCL [88]	200	4096	73.3
WCL [88]	800	4096	74.7
FCN [44]	1000	4096	74.4
truncated triplet [72]	200	4160	74.1
DINO [8]	800	4096	75.3
NNCLR [26]	1000	4096	75.6
UniGrad [66]	800	4096	75.5
<b>ReSSL (Multi)</b>	<b>200</b>	<b>1024</b>	<b>76.0</b>
<i>With Stronger Augmentation</i>			
CLSA-Multi [75]	200	256	73.3
CLSA-Multi [75]	800	256	76.2
<b>ReSSL (Strong)</b>	<b>200</b>	<b>1024</b>	<b>76.3</b>

**Working with Multi-Crops and Stronger Augmentations.** We also performed ReSSL with multi-Crop strategy and stronger augmentations. Specifically, we follow the strategy from [42] which adopts 5 augmented views with the resolution of  $224 \times 224, 192 \times 192, 160 \times 160, 128 \times 128, 96 \times 96$ , and set the min / max crop area to (0.14, 0.117, 0.095, 0.073, 0.05) / (1.0, 0.86, 0.715, 0.571, 0.429) for the 5 views respectively, the rest of augmentation strategy is consistent with our 1x and 2x setting. The result is shown in Table 8. Notably, with 200 epochs of training, ReSSL achieves 76.0% Top-1 accuracy on ImageNet, which is signif-



TABLE 9

Transfer learning on linear classification performance using ResNet-50 pretrained with ImageNet. The performance of SimCLR, BYOL, and NNCLR are directly copy from the original paper. Following the evaluation protocol from [9], we report Top-1 accuracy except Pets, Flowers, and Caltech101 for which we report mean per-class accuracy. ReSSL outperforms previous methods on 6 out of the 9 datasets.

Method	Epochs	CIFAR-10	CIFAR-100	Food-101	Cars	DTD	Pets	Flowers	Aircraft	Caltech101	Mean
Supervised	-	93.6	78.3	72.3	66.7	74.9	91.5	94.7	61.0	<b>94.5</b>	80.8
SimCLR [9]	1000	90.5	74.4	72.8	49.3	75.7	84.6	92.6	50.3	89.3	75.5
BYOL [35]	1000	91.3	78.4	75.3	67.8	75.5	90.4	<b>96.1</b>	60.6	94.2	81.1
NNCLR [26]	1000	93.7	<b>79.0</b>	76.7	67.1	75.5	<b>91.8</b>	95.1	64.1	91.3	81.6
<b>ReSSL (Ours)</b>	200	<b>93.8</b>	78.5	<b>77.2</b>	<b>68.3</b>	<b>76.6</b>	90.7	94.8	<b>65.1</b>	<b>94.5</b>	<b>82.2</b>

icantly better than previous methods with even 800 or 1000 epochs of training. We have tried to train our ReSSL with more epochs, but we found that the performance appears to saturate from 200 epochs, demonstrating that ReSSL is easier to converge than other methods. Meanwhile, we also explored the effective of stronger augmentation to ReSSL. Concretely, we follow the same augmentation setting in [75] and optimize ReSSL for 200 epoch. In this case, ReSSL achieves 76.3% Top-1 accuracy which is almost on par with the supervised baseline (76.5%).

**Transfer learning on Linear Classification.** We show representations learned by ReSSL are effective for transfer learning on multiple downstream classification tasks. We follow the linear evaluation setup described in [9], [35]. Specifically, we trained an L2-regularized multinomial logistic regression classifier on features extracted from the frozen pretrained network, then we used L-BFGS [56] to optimize the softmax cross-entropy objective, we did not apply data augmentation. We selected the best L2-regularization parameter and learning rate from validation splits and applied it to the test sets. The datasets used in this benchmark are as follows: CIFAR-10 [49], CIFAR-100 [49], Food101 [4], Cars [48], DTD [16], Oxford-IIIT-Pets [63], Aircraft [59], Oxford-Flowers [61], and Caltech-101 [31]. We present the results in Table 9. It is clearly to see that ReSSL achieves state-of-the-art performance on CIFAR-10, Food-101, Cars, DTD, Aircraft, and Caltech101, which is significantly better than SimCLR, BYOL and NNCLR.

TABLE 10  
ImageNet semi-supervised evaluation.

Method	Epochs	1%		10%	
		Top-1	Top-5	Top-1	Top-5
<i>Semi-supervised</i>					
S4L [85]	200	-	53.4	-	83.8
UDA [79]	-	-	68.8	-	88.5
FixMatch [64]	300	-	-	71.5	89.1
<i>Self-Supervised</i>					
NPID [78]	200	-	39.2	-	77.4
PCL [54]	200	-	75.6	-	86.2
PIRL [60]	800	30.7	60.4	57.2	83.8
SwAV [7]	800	53.9	78.5	70.2	89.9
SimCLR [9]	1000	48.3	75.5	65.6	87.8
BYOL [35]	1000	53.2	78.4	68.8	89.0
Barlow Twins [84]	1000	55.0	79.2	69.7	89.3
NNCLR [26]	1000	56.4	80.7	69.8	89.3
<b>ReSSL (Ours)</b>	<b>200</b>	<b>57.8</b>	<b>81.6</b>	<b>71.2</b>	<b>90.2</b>

**Semi-Supervised Learning.** Next, we evaluate the performance obtained when fine-tuning the model representation using only 1% and 10% labeled examples. We directly adopt the labeled and unlabeled file list from [9] for fair comparison. For 1%, we freeze the backbone layers and set the learning rate to 0.1 for the final linear layer. For 10%, we use a learning rate of 0.02 and 0.2 for the backbone layers

and the final linear layer. The model will be optimized for 60 and 20 epochs for 1% and 10% setting with a cosine learning rate scheduler. We do not apply any weight decay in this experiments. The result has been shown in Table 10. With only 200 epochs of training, ReSSL outperforms NNCLR 1.4% and SwAV 1% with 1% and 10% labeled examples, demonstrating the superiority of the representation quality learned by ReSSL.

TABLE 11

Transfer learning on low-shot image classification. We follow the implementation in [54] and reproduce the result of BYOL and SwAV using the official checkpoints.

Method	Epochs	k=4	k=8	k=16	k=32	k=64	Full
Random	-	10.1	10.4	10.8	11.3	11.9	12.4
Supervised	90	73.8	79.5	82.3	84.0	85.1	87.3
MoCo V2 [11]	200	64.9	72.5	76.1	79.2	81.5	84.6
PCL V2 [54]	200	66.2	74.5	78.3	80.7	82.7	85.4
SwAV [7]	800	64.0	73.0	78.7	82.3	84.9	88.1
BYOL [35]	1000	64.8	73.4	78.3	81.7	83.9	87.0
<b>ReSSL (Ours)</b>	<b>200</b>	<b>66.8</b>	<b>75.3</b>	<b>80.5</b>	<b>83.8</b>	<b>86.0</b>	<b>88.6</b>

**Transfer Learning on Low-shot Classification.** We further evaluate the quality of the learned representations by transferring them to the low-shot classification task. Following [54], we perform linear classification on the PASCAL VOC2007 dataset [29]. Specifically, we resize all images to 256 pixels along the shorter side and taking a  $224 \times 224$  center crop. Then, we train a linear SVM on top of corresponding global average pooled final representations. To study the transferability of the representations in few-shot scenarios, we vary the number of labeled examples  $k$ . and report the mAP. Table 11 shows the comparison between our method with previous works. We report the average performance over 5 runs (except for  $k$ =full). Notably, ReSSL consistently has a higher performance than other methods across different settings, and it also surpasses the supervised setting when  $k$  is greater than 64.

TABLE 12  
Transfer Learning on Object Detection and Instance Segmentation.

Method	$AP^{Box}$	$AP^{Mask}$
Random	35.6	31.4
Supervised	40.0	34.7
Relative-Loc [23]	40.0	35.0
Rotation-Pred [53]	40.0	34.9
NPID [78]	39.4	34.5
<b>MoCo V2 [11]</b>	<b>40.9</b>	<b>35.5</b>
SimCLR [9]	39.6	34.6
BYOL [35]	40.3	35.1
<b>ReSSL (Ours)</b>	<b>40.4</b>	<b>35.2</b>

**Object Detection and Instance Segmentation.** We finally evaluate the learned representations for the localization based tasks of object detection and instance segmentation on COCO [55] dataset by following the experiment

setting in [36]. Specifically, we use the ReSSL pretrained weight to initialize the Mask R-CNN [37] C4 backbone, the model will be finetuned on the COCO 2017 *train* split and report the results on the *val* split. We use a learning rate of 0.04 and keep the other parameters the same as in the default 2x schedule in detectron2 [77]. The results in Table 12 demonstrates that our ReSSL has a competitive performance with the state-of-the-art contrastive learning methods for these localization tasks.

TABLE 13

Top-1 accuracy under the linear evaluation on ImageNet with various lightweight backbones. The numbers for SimCLR, MoCo V2, SwAV, and BYOL on ResNet-18 are copied from [14]

Method	Teacher Arch	Teacher Top-1	Epochs	Student Top-1
<i>ResNet-18</i>				
SimCLR [9]	-	-	800	53.4
MoCo V2 [36]	-	-	800	56.1
SwAV [7]	-	-	800	64.9
BYOL [35]	-	-	800	61.9
SEED [30]	ResNet-50	67.5	200	57.9
DisCo [32]	ResNet-50	67.5	200	60.6
BINGO [80]	ResNet-50	67.5	200	61.4
CompReSS [1]	ResNet-50	71.1	200	62.6
OSS [14]	ResNet-50	75.3	200	64.1
SimDis-Off [14]	ResNet-50	74.3	300	65.2
<b>ReSSL (1 Crop)</b>	-	-	<b>200</b>	<b>62.4</b>
<b>ReSSL (2 Crops)</b>	-	-	<b>200</b>	<b>63.8</b>
<b>ReSSL (Multi)</b>	-	-	<b>200</b>	<b>66.5</b>
<i>ResNet-34</i>				
MoCo V2 [11]	-	-	200	57.4
SEED [30]	ResNet-50	67.5	200	58.5
SEED [30]	ResNet-152	74.2	200	62.7
DisCo [32]	ResNet-50	67.5	200	62.5
DisCo [32]	ResNet-152	74.1	200	68.1
BINGO [80]	ResNet-50	67.5	200	63.5
BINGO [80]	ResNet-152	74.1	200	69.1
<b>ReSSL (1 Crop)</b>	-	-	<b>200</b>	<b>66.3</b>
<b>ReSSL (2 Crops)</b>	-	-	<b>200</b>	<b>68.4</b>
<b>ReSSL (Multi)</b>	-	-	<b>200</b>	<b>71.0</b>
<i>EfficientNet-B0</i>				
MoCo V2 [11]	-	-	200	46.8
SEED [30]	ResNet-50	67.5	200	61.3
SEED [30]	ResNet-152	74.2	200	65.3
DisCo [32]	ResNet-50	67.5	200	66.5
DisCo [32]	ResNet-152	74.1	200	67.8
OSS [14]	ResNet-50	75.3	200	64.1
<b>ReSSL (1 Crop)</b>	-	-	<b>200</b>	<b>69.7</b>
<b>ReSSL (2 Crops)</b>	-	-	<b>200</b>	<b>70.9</b>
<b>ReSSL (Multi)</b>	-	-	<b>200</b>	<b>72.2</b>
<i>EfficientNet-B1</i>				
MoCo V2 [11]	-	-	200	48.4
SEED [30]	ResNet-50	67.5	200	61.4
SEED [30]	ResNet-152	74.2	200	67.3
DisCo [32]	ResNet-50	67.5	200	66.6
DisCo [32]	ResNet-152	74.1	200	73.1
<b>ReSSL (1 Crop)</b>	-	-	<b>200</b>	<b>71.1</b>
<b>ReSSL (2 Crops)</b>	-	-	<b>200</b>	<b>73.1</b>
<b>ReSSL (Multi)</b>	-	-	<b>200</b>	<b>74.6</b>
<i>MobileNet-V3-Large</i>				
MoCo V2 [11]	-	-	200	36.2
SEED [30]	ResNet-50	67.5	200	55.2
SEED [30]	ResNet-152	74.2	200	61.4
DisCo [32]	ResNet-50	67.5	200	64.4
DisCo [32]	ResNet-152	74.1	200	63.7
<b>ReSSL (1 Crop)</b>	-	-	<b>200</b>	<b>64.7</b>
<b>ReSSL (2 Crops)</b>	-	-	<b>200</b>	<b>66.6</b>
<b>ReSSL (Multi)</b>	-	-	<b>200</b>	<b>68.2</b>

TABLE 14  
Semi-supervised learning for lightweight architectures.

Method	Teacher Arch	Teacher Top-1	1%	10%
<i>ResNet-18</i>				
SimCLR [9]	-	-	28.8	54.2
MoCo V2 [11]	-	-	25.2	54.1
BYOL [35]	-	-	25.6	52.3
SwAV [7]	-	-	39.7	60.4
Compress [1]	ResNet-50	67.5	41.2	47.6
SEED [30]	ResNet-50	67.5	39.1	50.2
DisCo [32]	ResNet-50	67.5	39.2	50.1
BINGO [32]	ResNet-50	67.5	42.8	57.5
<b>ReSSL (Multi)</b>	-	-	<b>45.6</b>	<b>62.3</b>
<i>ResNet-34</i>				
<b>ReSSL (Multi)</b>	-	-	<b>55.4</b>	<b>67.8</b>
<i>EfficientNet-B0</i>				
SEED [30]	ResNet-50	67.5	37.7	53.3
SEED [30]	ResNet-152	74.1	41.8	56.7
DisCo [32]	ResNet-50	67.5	42.1	56.6
DisCo [32]	ResNet-152	74.1	52.0	63.1
<b>ReSSL (Multi)</b>	-	-	<b>55.6</b>	<b>68.2</b>
<i>EfficientNet-B1</i>				
<b>ReSSL (Multi)</b>	-	-	<b>59.5</b>	<b>70.9</b>
<i>MobileNet-V3-Large</i>				
SEED [30]	ResNet-50	67.5	36.0	51.7
SEED [30]	ResNet-152	74.1	40.0	52.8
DisCo [32]	ResNet-50	67.5	38.8	51.3
DisCo [32]	ResNet-152	74.1	42.9	54.4
<b>ReSSL (Multi)</b>	-	-	<b>50.9</b>	<b>62.8</b>

## 5.2 Results on Lightweight Architectures

We also applied our ReSSL on various lightweight architectures to further demonstrate the generality. By following the experimental setting in [30], [32], we performed ReSSL on ResNet-18, ResNet-34 [38], EfficientNet-B0, EfficientNet-B1 [65], and MobileNetV3-Large [41]. The linear evaluation result has been shown in Table 13. We first present the result for SimCLR, MoCo V2, BYOL and SwAV on ResNet-18. Obviously, these methods have significant gaps with the supervised performance even with 800 epochs of training. Although the Knowledge distillation (KD) based methods (e.g. SEED, Compress, DisCo and BINGO) can somewhat improve the performance, our ReSSL is much more efficient since it does not require a large teacher. More importantly, the performance of ReSSL is consistently better than these KD methods especially on those extremely small networks (e.g. EfficientNet-B0 and MobileNet-V3-Large).

Apart from the linear evaluation, we also report the performance for semi-supervised learning. We follow the same training strategy as our ResNet-50 experiments. Table 14 shows that our ReSSL achieves promising results for various lightweight architectures and outperforms the latest self-supervised KD methods by a clear margin.

## 6 CONCLUSION

In this work, we propose relational self-supervised learning (ReSSL), a new paradigm for unsupervised visual representation learning framework that maintains the relational consistency between instances under different augmentations. Our proposed ReSSL relaxes the typical constraints in contrastive learning where different instances do not always need to be pushed away on the embedding space, and the

augmented views do not need to share exactly the same feature. An extensive empirical study shows the effect of each component in our framework. The experiments on large-scaled datasets demonstrate the efficiency and state-of-the-art performance for unsupervised representation learning.

## REFERENCES

- [1] Soroush Abbasi Koohpayegani, Ajinkya Tejankar, and Hamed Pirsiavash. Compress: Self-supervised learning by compressing representations. *Advances in Neural Information Processing Systems*, 33:12980–12992, 2020.
- [2] S. Arora, Hrishikesh Khandeparkar, M. Khodak, Orestis Plevrakis, and Nikunj Saunshi. A theoretical analysis of contrastive unsupervised representation learning. *ArXiv*, abs/1902.09229, 2019.
- [3] Pierre Baldi. Autoencoders, unsupervised learning and deep architectures. In *Proceedings of the 2011 International Conference on Unsupervised and Transfer Learning Workshop - Volume 27*, UTLW'11, page 37–50. JMLR.org, 2011.
- [4] Lukas Bossard, Matthieu Guillaumin, and Luc Van Gool. Food-101—mining discriminative components with random forests. In *European conference on computer vision*, pages 446–461. Springer, 2014.
- [5] A. Brock, J. Donahue, and K. Simonyan. Large scale gan training for high fidelity natural image synthesis. *ArXiv*, abs/1809.11096, 2019.
- [6] Mathilde Caron, Piotr Bojanowski, Armand Joulin, and Matthijs Douze. Deep clustering for unsupervised learning of visual features. In *European Conference on Computer Vision*, 2018.
- [7] Mathilde Caron, Ishan Misra, Julien Mairal, Priya Goyal, Piotr Bojanowski, and Armand Joulin. Unsupervised learning of visual features by contrasting cluster assignments. 2020.
- [8] Mathilde Caron, Hugo Touvron, Ishan Misra, Hervé Jégou, Julien Mairal, Piotr Bojanowski, and Armand Joulin. Emerging properties in self-supervised vision transformers. *arXiv preprint arXiv:2104.14294*, 2021.
- [9] Ting Chen, Simon Kornblith, Mohammad Norouzi, and Geoffrey Hinton. A simple framework for contrastive learning of visual representations. *arXiv preprint arXiv:2002.05709*, 2020.
- [10] Ting Chen, Simon Kornblith, Kevin Swersky, Mohammad Norouzi, and Geoffrey Hinton. Big self-supervised models are strong semi-supervised learners. *arXiv preprint arXiv:2006.10029*, 2020.
- [11] Xinlei Chen, Haoqi Fan, Ross Girshick, and Kaiming He. Improved baselines with momentum contrastive learning. *arXiv preprint arXiv:2003.04297*, 2020.
- [12] Xinlei Chen and Kaiming He. Exploring simple siamese representation learning. In *Proceedings of the IEEE/CVF Conference on Computer Vision and Pattern Recognition*, pages 15750–15758, 2021.
- [13] Xinlei Chen, Saining Xie, and Kaiming He. An empirical study of training self-supervised visual transformers. *arXiv e-prints*, pages arXiv–2104, 2021.
- [14] Hee Min Choi, Hyoa Kang, and Dokwan Oh. Unsupervised representation transfer for small networks: I believe i can distill on-the-fly. *Advances in Neural Information Processing Systems*, 34, 2021.
- [15] Ching-Yao Chuang, Joshua Robinson, Yen-Chen Lin, Antonio Torralba, and Stefanie Jegelka. Debiased contrastive learning. In H. Larochelle, M. Ranzato, R. Hadsell, M. F. Balcan, and H. Lin, editors, *Advances in Neural Information Processing Systems*, volume 33, pages 8765–8775. Curran Associates, Inc., 2020.
- [16] Mircea Cimpoi, Subhransu Maji, Iasonas Kokkinos, Sammy Mohamed, and Andrea Vedaldi. Describing textures in the wild. In *Proceedings of the IEEE Conference on Computer Vision and Pattern Recognition*, pages 3606–3613, 2014.
- [17] Adam Coates, Andrew Ng, and Honglak Lee. An analysis of single-layer networks in unsupervised feature learning. volume 15 of *Proceedings of Machine Learning Research*, pages 215–223, Fort Lauderdale, FL, USA, 11–13 Apr 2011. JMLR Workshop and Conference Proceedings.
- [18] Ekin D Cubuk, Barret Zoph, Dandelion Mane, Vijay Vasudevan, and Quoc V Le. Autoaugment: Learning augmentation policies from data. *arXiv preprint arXiv:1805.09501*, 2018.
- [19] Ekin D Cubuk, Barret Zoph, Jonathon Shlens, and Quoc V Le. Randaugment: Practical automated data augmentation with a reduced search space. In *Proceedings of the IEEE/CVF Conference on Computer Vision and Pattern Recognition Workshops*, pages 702–703, 2020.
- [20] J. Deng, W. Dong, R. Socher, L.-J. Li, K. Li, and L. Fei-Fei. ImageNet: A Large-Scale Hierarchical Image Database. In *CVPR09*, 2009.
- [21] Jiankang Deng, J. Guo, and S. Zafeiriou. Arcface: Additive angular margin loss for deep face recognition. *2019 IEEE/CVF Conference on Computer Vision and Pattern Recognition (CVPR)*, pages 4685–4694, 2019.
- [22] Carl Doersch, Abhinav Gupta, and Alexei A Efros. Unsupervised visual representation learning by context prediction. In *Proceedings of the IEEE international conference on computer vision*, pages 1422–1430, 2015.
- [23] Carl Doersch, Abhinav Gupta, and Alexei A. Efros. Unsupervised visual representation learning by context prediction. In *International Conference on Computer Vision (ICCV)*, 2015.
- [24] J. Donahue and K. Simonyan. Large scale adversarial representation learning. In *NeurIPS*, 2019.
- [25] Shangchen Du, Shan You, Xiaojie Li, Jianlong Wu, Fei Wang, Chen Qian, and Changshui Zhang. Agree to disagree: Adaptive ensemble knowledge distillation in gradient space. *Advances in Neural Information Processing Systems*, 33, 2020.
- [26] Debidatta Dwibedi, Yusuf Aytar, Jonathan Tompson, Pierre Sermanet, and Andrew Zisserman. With a little help from my friends: Nearest-neighbor contrastive learning of visual representations. In *Proceedings of the IEEE/CVF International Conference on Computer Vision*, pages 9588–9597, 2021.
- [27] Omar ElHarrouss, Noor Almaadeed, S. Al-Máadeed, and Y. Akbari. Image inpainting: A review. *Neural Processing Letters*, 51:2007–2028, 2019.
- [28] Aleksandr Ermolov, Aliaksandr Siarohin, Enver Sangineto, and Nicu Sebe. Whitening for self-supervised representation learning. In *International Conference on Machine Learning*, pages 3015–3024. PMLR, 2021.
- [29] Mark Everingham, Luc Van Gool, Christopher KI Williams, John Winn, and Andrew Zisserman. The pascal visual object classes (voc) challenge. *International journal of computer vision*, 88(2):303–338, 2010.
- [30] Zhiyuan Fang, Jianfeng Wang, Lijuan Wang, Lei Zhang, Yezhou Yang, and Zicheng Liu. {SEED}: Self-supervised distillation for visual representation. In *International Conference on Learning Representations*, 2021.
- [31] Li Fei-Fei, Rob Fergus, and Pietro Perona. Learning generative visual models from few training examples: An incremental bayesian approach tested on 101 object categories. In *2004 conference on computer vision and pattern recognition workshop*, pages 178–178. IEEE, 2004.
- [32] Yuting Gao, Jia-Xin Zhuang, Ke Li, Hao Cheng, Xiaowei Guo, Feiyue Huang, Rongrong Ji, and Xing Sun. Disco: Remedy self-supervised learning on lightweight models with distilled contrastive learning. *arXiv preprint arXiv:2104.09124*, 2021.
- [33] Spyros Gidaris, Praveer Singh, and Nikos Komodakis. Unsupervised representation learning by predicting image rotations. *ArXiv*, abs/1803.07728, 2018.
- [34] Ian Goodfellow, Jean Pouget-Abadie, Mehdi Mirza, Bing Xu, David Warde-Farley, Sherjil Ozair, Aaron Courville, and Yoshua Bengio. Generative adversarial nets. In Z. Ghahramani, M. Welling, C. Cortes, N. Lawrence, and K. Q. Weinberger, editors, *Advances in Neural Information Processing Systems*, volume 27, pages 2672–2680. Curran Associates, Inc., 2014.
- [35] Jean-Bastien Grill, Florian Strub, Florent Altché, Corentin Tallec, Pierre H Richemond, Elena Buchatskaya, Carl Doersch, Bernardo Avila Pires, Zhaohan Daniel Guo, Mohammad Gheshlaghi Azar, et al. Bootstrap your own latent: A new approach to self-supervised learning. *arXiv preprint arXiv:2006.07733*, 2020.
- [36] Kaiming He, Haoqi Fan, Yuxin Wu, Saining Xie, and Ross Girshick. Momentum contrast for unsupervised visual representation learning. *arXiv preprint arXiv:1911.05722*, 2019.
- [37] Kaiming He, Georgia Gkioxari, Piotr Dollár, and Ross Girshick. Mask r-cnn. In *Proceedings of the IEEE international conference on computer vision*, pages 2961–2969, 2017.
- [38] Kaiming He, Xiangyu Zhang, Shaoqing Ren, and Jian Sun. Deep residual learning for image recognition. *arXiv preprint arXiv:1512.03385*, 2015.

- [39] Geoffrey Hinton, Oriol Vinyals, and Jeff Dean. Distilling the knowledge in a neural network. *arXiv preprint arXiv:1503.02531*, 2015.
- [40] R Devon Hjelm, Alex Fedorov, Samuel Lavoie-Marchildon, Karan Grewal, Phil Bachman, Adam Trischler, and Yoshua Bengio. Learning deep representations by mutual information estimation and maximization. *arXiv preprint arXiv:1808.06670*, 2018.
- [41] Andrew Howard, Mark Sandler, Grace Chu, Liang-Chieh Chen, Bo Chen, Mingxing Tan, Weijun Wang, Yukun Zhu, Ruoming Pang, Vijay Vasudevan, et al. Searching for mobilenetv3. In *Proceedings of the IEEE/CVF International Conference on Computer Vision*, pages 1314–1324, 2019.
- [42] Qianjiang Hu, Xiao Wang, Wei Hu, and Guo-Jun Qi. Adco: Adversarial contrast for efficient learning of unsupervised representations from self-trained negative adversaries. *arXiv preprint arXiv:2011.08435*, 2020.
- [43] Lang Huang, Chao Zhang, and Hongyang Zhang. Self-adaptive training: Bridging the supervised and self-supervised learning. *arXiv preprint arXiv:2101.08732*, 2021.
- [44] Tri Huynh, Simon Kornblith, Matthew R. Walter, Michael Maire, and Maryam Khademi. Boosting contrastive self-supervised learning with false negative cancellation. *arXiv:2011.11765*, 11 2020.
- [45] Yannis Kalantidis, Mert Bulent Sariyildiz, Noe Pion, Philippe Weinzaepfel, and Diane Larlus. Hard negative mixing for contrastive learning. In *Neural Information Processing Systems (NeurIPS)*, 2020.
- [46] Prannay Khosla, Piotr Teterwak, Chen Wang, Aaron Sarna, Yonglong Tian, Phillip Isola, A. Maschinot, Ce Liu, and Dilip Krishnan. Supervised contrastive learning. *ArXiv*, abs/2004.11362, 2020.
- [47] Diederik P. Kingma and Max Welling. Auto-encoding variational bayes. In Yoshua Bengio and Yann LeCun, editors, *2nd International Conference on Learning Representations, ICLR 2014, Banff, AB, Canada, April 14-16, 2014, Conference Track Proceedings*, 2014.
- [48] Jonathan Krause, Michael Stark, Jia Deng, and Li Fei-Fei. 3d object representations for fine-grained categorization. In *Proceedings of the IEEE international conference on computer vision workshops*, pages 554–561, 2013.
- [49] A. Krizhevsky. Learning multiple layers of features from tiny images. 2009.
- [50] Cheng-I Lai. Contrastive predictive coding based feature for automatic speaker verification. *arXiv preprint arXiv:1904.01575*, 2019.
- [51] Ya Le and Xuan Yang. Tiny imagenet visual recognition challenge. *CS 231N*, 7(7):3, 2015.
- [52] C. Ledig, L. Theis, Ferenc Huszár, J. Caballero, Andrew Aitken, Alykhan Tejani, J. Totz, Zehan Wang, and W. Shi. Photo-realistic single image super-resolution using a generative adversarial network. *2017 IEEE Conference on Computer Vision and Pattern Recognition (CVPR)*, pages 105–114, 2017.
- [53] Hankook Lee, Sung Ju Hwang, and Jinwoo Shin. Self-supervised label augmentation via input transformations. In *International Conference on Machine Learning*, pages 5714–5724. PMLR, 2020.
- [54] Junnan Li, Pan Zhou, Caiming Xiong, and Steven Hoi. Prototypical contrastive learning of unsupervised representations. In *International Conference on Learning Representations*, 2021.
- [55] Tsung-Yi Lin, Michael Maire, Serge Belongie, James Hays, Pietro Perona, Deva Ramanan, Piotr Dollár, and C Lawrence Zitnick. Microsoft coco: Common objects in context. In *European conference on computer vision*, pages 740–755. Springer, 2014.
- [56] Dong C Liu and Jorge Nocedal. On the limited memory bfgs method for large scale optimization. *Mathematical programming*, 45(1):503–528, 1989.
- [57] Xiao Liu, Fanjin Zhang, Zhenyu Hou, Zhaoyu Wang, Li Mian, Jing Zhang, and Jie Tang. Self-supervised learning: Generative or contrastive. *arXiv preprint arXiv:2006.08218*, 2020.
- [58] Ilya Loshchilov and Frank Hutter. Sgdr: Stochastic gradient descent with warm restarts. *arXiv preprint arXiv:1608.03983*, 2016.
- [59] Subhransu Maji, Esa Rahtu, Juho Kannala, Matthew Blaschko, and Andrea Vedaldi. Fine-grained visual classification of aircraft. *arXiv preprint arXiv:1306.5151*, 2013.
- [60] Ishan Misra and Laurens van der Maaten. Self-supervised learning of pretext-invariant representations. In *Proceedings of the IEEE/CVF Conference on Computer Vision and Pattern Recognition (CVPR)*, June 2020.
- [61] Maria-Elena Nilsback and Andrew Zisserman. Automated flower classification over a large number of classes. In *2008 Sixth Indian Conference on Computer Vision, Graphics & Image Processing*, pages 722–729. IEEE, 2008.
- [62] M. Noroozi and P. Favaro. Unsupervised learning of visual representations by solving jigsaw puzzles. In *ECCV*, 2016.
- [63] Omkar M Parkhi, Andrea Vedaldi, Andrew Zisserman, and CV Jawahar. Cats and dogs. In *2012 IEEE conference on computer vision and pattern recognition*, pages 3498–3505. IEEE, 2012.
- [64] Kihyuk Sohn, David Berthelot, Chun-Liang Li, Zizhao Zhang, Nicholas Carlini, Ekin D. Cubuk, Alex Kurakin, Han Zhang, and Colin Raffel. Fixmatch: Simplifying semi-supervised learning with consistency and confidence. *arXiv preprint arXiv:2001.07685*, 2020.
- [65] Mingxing Tan and Quoc Le. Efficientnet: Rethinking model scaling for convolutional neural networks. In *International conference on machine learning*, pages 6105–6114. PMLR, 2019.
- [66] Chenxin Tao, Honghui Wang, Xizhou Zhu, Jiahua Dong, Shiji Song, Gao Huang, and Jifeng Dai. Exploring the equivalence of siamese self-supervised learning via a unified gradient framework. *arXiv preprint arXiv:2112.05141*, 2021.
- [67] Ajinkya Tejankar, Soroush Abbasi Koohpayegani, Vipin Pillai, Paolo Favaro, and Hamed Pirsiavash. Isd: Self-supervised learning by iterative similarity distillation. In *Proceedings of the IEEE/CVF International Conference on Computer Vision*, pages 9609–9618, 2021.
- [68] Yonglong Tian, Dilip Krishnan, and Phillip Isola. Contrastive multiview coding. *arXiv preprint arXiv:1906.05849*, 2019.
- [69] Yonglong Tian, Chen Sun, Ben Poole, Dilip Krishnan, Cordelia Schmid, and Phillip Isola. What makes for good views for contrastive learning? *arXiv preprint arXiv:2005.10243*, 2020.
- [70] Laurens Van der Maaten and Geoffrey Hinton. Visualizing data using t-sne. *Journal of machine learning research*, 9(11), 2008.
- [71] Feng Wang, Xiang Xiang, Jian Cheng, and A. Yuille. Normface: L2 hypersphere embedding for face verification. *Proceedings of the 25th ACM international conference on Multimedia*, 2017.
- [72] Guangrun Wang, Keze Wang, Guangcong Wang, Philip HS Torr, and Liang Lin. Solving inefficiency of self-supervised representation learning. In *Proceedings of the IEEE/CVF International Conference on Computer Vision*, pages 9505–9515, 2021.
- [73] H. Wang, Yitong Wang, Z. Zhou, Xing Ji, Zhiheng Li, Dihong Gong, Jingchao Zhou, and Wenyu Liu. Cosface: Large margin cosine loss for deep face recognition. *2018 IEEE/CVF Conference on Computer Vision and Pattern Recognition*, pages 5265–5274, 2018.
- [74] Tongzhou Wang and Phillip Isola. Understanding contrastive representation learning through alignment and uniformity on the hypersphere. *arXiv preprint arXiv:2005.10242*, 2020.
- [75] Xiao Wang and Guo-Jun Qi. Contrastive learning with stronger augmentations. *arXiv preprint arXiv:2104.07713*, 2021.
- [76] Xudong Wang, Ziwei Liu, and Stella X Yu. Unsupervised feature learning by cross-level instance-group discrimination. In *Proceedings of the IEEE/CVF Conference on Computer Vision and Pattern Recognition*, pages 12586–12595, 2021.
- [77] Yuxin Wu, Alexander Kirillov, Francisco Massa, Wan-Yen Lo, and Ross Girshick. Detectron2. <https://github.com/facebookresearch/detectron2>, 2019.
- [78] Zhirong Wu, Yuanjun Xiong, X Yu Stella, and Dahua Lin. Unsupervised feature learning via non-parametric instance discrimination. In *Proceedings of the IEEE Conference on Computer Vision and Pattern Recognition*, 2018.
- [79] Qizhe Xie, Zihang Dai, Eduard Hovy, Thang Luong, and Quoc Le. Unsupervised data augmentation for consistency training. In H. Larochelle, M. Ranzato, R. Hadsell, M. F. Balcan, and H. Lin, editors, *Advances in Neural Information Processing Systems*, volume 33, pages 6256–6268. Curran Associates, Inc., 2020.
- [80] Haohang Xu, Jiemin Fang, XIAOPENG ZHANG, Lingxi Xie, Xinggang Wang, Wenrui Dai, Hongkai Xiong, and Qi Tian. Bag of instances aggregation boosts self-supervised distillation. In *International Conference on Learning Representations*, 2022.
- [81] Asano YM., Rupprecht C., and Vedaldi A. Self-labelling via simultaneous clustering and representation learning. In *International Conference on Learning Representations*, 2020.
- [82] Shan You, Chang Xu, Chao Xu, and Dacheng Tao. Learning from multiple teacher networks. In *Proceedings of the 23rd ACM SIGKDD International Conference on Knowledge Discovery and Data Mining*, pages 1285–1294, 2017.
- [83] Yang You, Igor Gitman, and Boris Ginsburg. Large batch training of convolutional networks. *arXiv preprint arXiv:1708.03888*, 2017.
- [84] Jure Zbontar, Li Jing, Ishan Misra, Yann LeCun, and Stéphane Deny. Barlow twins: Self-supervised learning via redundancy

reduction. In *International Conference on Machine Learning*, pages 12310–12320. PMLR, 2021.

- [85] Xiaohua Zhai, A. Oliver, A. Kolesnikov, and Lucas Beyer. S4I: Self-supervised semi-supervised learning. *2019 IEEE/CVF International Conference on Computer Vision (ICCV)*, pages 1476–1485, 2019.
- [86] Richard Zhang, Phillip Isola, and Alexei A. Efros. Colorful image colorization. In *ECCV*, 2016.
- [87] Shaofeng Zhang, Junchi Yan, and Xiaokang Yang. Self-supervised representation learning via adaptive hard-positive mining, 2021.
- [88] Mingkai Zheng, Fei Wang, Shan You, Chen Qian, Changshui Zhang, Xiaogang Wang, and Chang Xu. Weakly supervised contrastive learning. In *Proceedings of the IEEE/CVF International Conference on Computer Vision (ICCV)*, pages 10042–10051, October 2021.
- [89] Mingkai Zheng, Shan You, Fei Wang, Chen Qian, Changshui Zhang, Xiaogang Wang, and Chang Xu. Relational self-supervised learning with weak augmentation. *arXiv preprint arXiv:2107.09282*, 1, 2021.
- [90] Chengxu Zhuang, Alex Lin Zhai, and Daniel Yamins. Local aggregation for unsupervised learning of visual embeddings. In *Proceedings of the IEEE/CVF International Conference on Computer Vision*, pages 6002–6012, 2019.

**Mingkai Zheng** received his BSc degree in computer science and technology from the University of Sydney (USYD), Australia, in 2019, where he is currently pursuing the Ph.D. degree. His research interests include pattern recognition and machine learning fundamentals with a focus on contrastive learning, self-supervised learning, unsupervised learning, and semi-supervised learning.



**Shan You** is currently a Senior Researcher at SenseTime, and also a post doc at Tsinghua University. Before that, he received a Bachelor of mathematics and applied mathematics (elite class) from Xi'an Jiaotong University, and a Ph.D. degree of computer science from Peking University. His research interests include fundamental algorithms for machine learning and computer vision, such as AutoML, representation learning, light detector and face analysis. He has published his research outcomes in many



top tier conferences and transactions.

**Fei Wang** Fei Wang is the Director of SenseTime Intelligent Automotive Group. He is the head of SenseAuto-Parking engineering and SenseAuto-Cabin research. He leads a vibrant team of 60+ people to develop comprehensive solutions for the intelligent vehicle and deliver 20+ mass production of SenseAuto-Cabin projects in the last 6 years. He has published 20+ papers at CVPR/NIPS/ICCV during the last few years. Fei obtained his Bachelor's degree and Master's degree from Beijing University of

Posts and Telecommunications. Currently, he is a Ph.D. student at the University of Science and Technology of China. His research interests include Automotive Drive System, AI Chip, Deep Learning, etc.



**Chen Qian** received the BEng degree from the Institute for Interdisciplinary Information Science, Tsinghua University, in 2012, and the MPhil degree from the Department of Information Engineering, the Chinese University of Hong Kong, in 2014. He is currently working at SenseTime as research director. His research interests include human-related computer vision and machine learning problems.



**Changshui Zhang** received the BSc degree in mathematics from Peking University, Beijing, China, in 1986, and the PhD degree from Tsinghua University, Beijing, China, in 1992. In 1992, he joined the Department of Automation, Tsinghua University, where he is currently a professor. His interests include pattern recognition, machine learning, etc. He has authored more than 200 papers. He currently serves on the editorial board of the journal *Pattern Recognition*. He is a member of the IEEE.



**Xiaogang Wang** received the BS degree from the University of Science and Technology of China, in 2001, the MS degree from The Chinese University of Hong Kong, in 2003, and the PhD degree from the Computer Science and Artificial Intelligence Laboratory, Massachusetts Institute of Technology, in 2009. He is currently an associate professor with the Department of Electronic Engineering, The Chinese University of Hong Kong. His research interests include computer vision and machine learning.



**Chang Xu** is Senior Lecturer and ARC DECRA Fellow at the School of Computer Science, University of Sydney. He received the Ph.D. degree from Peking University, China. His research interests lie in machine learning algorithms and related applications in computer vision. He has published over 90 papers in prestigious journals and top tier conferences. He has received several paper awards, including Distinguished Paper Award in IJCAI 2018. He regularly served as the PC member or senior PC member for many conferences, e.g. NeurIPS, ICML, ICLR, CVPR, ICCV, IJCAI and AAAI. He has been recognized as Top Ten Distinguished Senior PC Member in IJCAI 2017.