
RECURSIVE VARIATIONAL QUANTUM COMPILING

A PREPRINT

Stian Bilek

Department of Physics
University of Oslo
Oslo, Norway
stian.bilek@fys.uio.no

Kristian Wold

Department of Computer Science
Oslo Metropolitan University
Oslo, Norway
krisw@oslomet.no

March 17, 2022

ABSTRACT

Variational quantum compiling algorithms [1] aim to compress quantum circuits into parameterized ansatzes utilizing a hybrid quantum-classical approach. In this article a variant of VQC named the recursive variational quantum compiling algorithm (RVQC) is proposed. In contrast with existing VQC algorithms, where one is required to execute the full target circuit in order to compile it, RVQC works by dividing the target circuit into N parts and recursively compresses one part at a time into the parameterized ansatz. Since smaller parts are being compressed at a time, the circuit depth required to implement the algorithm is not dependent on the depth of the target circuit, but on the depth of the ansatz and the depth of each of the N parts. We are hence able to compress the target circuit by executing circuits of smaller depths than the target circuit itself. To show that this approach has an edge over the standard VQC method for sufficiently large circuit depths, RVQC was compared with VQC on a noise model of the IBM Santiago device with the goal of compressing a randomly generated five-qubit circuit of depth 5000. It was shown that VQC was not able to converge within 500 epochs of training. On the other hand, RVQC was able to converge to a fidelity (0.88) within a total of 500 epochs when splitting the target circuit into $N = 5$ parts.

1 Introduction

Quantum computers show potential in solving problems outside the reach of classical computers [2, 3]. Unfortunately, today's noisy intermediate-scale quantum (NISQ) devices have quite limited coherence times and we are hence dependent on algorithms that are not only efficient, but also have a short enough circuit depth to respect the coherence times of the specific hardware (Quantum computing in the NISQ era and beyond). Hybrid quantum-classical algorithms are perfect candidates for NISQ devices, as they are built on the philosophy that even minimal quantum resources could be made useful when used in conjunction with classical routines [4]. Examples of such algorithms are the variational quantum eigensolvers (VQE) for finding the ground state of a Hamiltonian [5], the quantum approximate optimization algorithm used for optimization problems [6] and parameterized quantum circuits for machine learning problems [7]. Even though these algorithms are both ingenious and promising, could one utilize the hybrid quantum-classical approach to run existing deep quantum circuits on NISQ devices?

A general approach for making deep circuits more suitable for NISQ devices is to reduce their depth using *Variational Quantum Compiling* (VQC) [1]. This approach aims to compress a deep circuit U using a shallow parameterized circuit $V(\theta)$, where θ are the trainable parameters. The parameters are trained by minimizing a cost function in a hybrid quantum-classical fashion, where the cost usually is defined using some measure of distance between U and $V(\theta)$. Sharma et al. [8] showed that VQC exhibit a property called *Optimal Parameter Resilience* (OPR), which means that under typical incoherent noise models, such as decoherence processes and readout errors, the cost function has the same minimum as the cost function in the ideal scenario. Moreover, their numerical experiments also indicate that this property holds also for more realistic noise models. This suggests that it is possible to learn the optimal parameters for parameterized circuits used for variational quantum compiling, even on noisy quantum hardware.

While the cost functions may have the same minimum in the ideal and noisy case, Sharma et al. [8] does not address the difficulty of finding this minimum, especially as the circuit depth and amount of noise increase. In this article, we illustrate that sufficiently deep circuits can be difficult to compress when noise is introduced, even though they are easily compressed in the ideal scenario. Afterwards, we introduce a recursive variational quantum compiling algorithm (RVQC) that is able to successfully compress such deep circuits despite of the noise. The algorithm works by dividing the target circuit U into N parts and recursively learns one part at a time until the whole of U is compressed by a single ansatz $V(\theta)$. The circuit depth required to run the algorithm is not dependent on the depth of the target circuit, but on the depth of each of the N parts and on the depth of the parameterized ansatzes. Thus, given a shallow ansatz and large enough N , the algorithm should be able to feasibly find optimal parameters when recursively compressing each part of the original circuit. To illustrate the algorithm, we will attempt to compress a five qubit random circuit using both ordinary VQC and RVQC on simulated noisy hardware. We then estimate the density matrices of the resulting optimized ansatzes and compare them with the density matrix of the ideal full circuit.

In section 2, we will explain VQC and RVQC in detail. We will then go through the target circuits, variational ansatzes and optimization methods used to test out the algorithm in section 3. We present and discuss the results in section 4, while we finally conclude the study and propose further work in section 5.

Acronyms

FISC Fixed Input State Compiling

FUMC Full Unitary Matrix Compiling

LET Loschmidt Echo Test

NISQ Noisy Intermediate-Scale Quantum

OPR Optimal Parameter Resilience

RVQC Recursive Variational Quantum Compiling

VQC Variational Quantum Compiling

2 Theory

2.1 Variational Quantum Compiling

Variational quantum compiling (VQC) is a method for compressing quantum circuits by training a variational ansatz $V(\theta)$ in order to approximate their effects. This can be achieved by minimizing following cost function with respect to the parameters θ [1]:

$$C_{FUMC}(\theta) = 1 - |Tr(V^\dagger(\theta)U)|^2/d^2, \quad (1)$$

where the last term can be identified as the Hilbert-Schmidt inner product of $V(\theta)$ and U , and $d = 2^n$ is the dimension of the Hilbert space for n qubits. This particular loss yields a Full Unitary Matrix Compiling (FUMC), since the ansatz learns to approximate the complete effect of the target circuit. Alternatively, one can perform a Fixed Input State Compiling (FISC) where one is only interested in the effect of U on a particular input state $|\psi_0\rangle$ [1]. For practical purposes, this input state can be taken to be the all-zero state, i.e., $|\psi_0\rangle = |\mathbf{0}\rangle$. FISC can be implemented by minimizing the following cost function with respect to the parameters θ :

$$C_{FISC}(\theta) = 1 - |\langle \mathbf{0} | U^\dagger V(\theta) | \mathbf{0} \rangle|^2, \quad (2)$$

where the last term can be identified as the Loschmidt Echo Test (LET) [9]. For $C(\theta) \approx 0$, we have that $V(\theta) |\mathbf{0}\rangle \approx U |\mathbf{0}\rangle$. This is a more restricted form of compiling compared to FUMC, but could in turn be more suitable for noisy quantum hardware since the trained ansatzes generally consist of fewer gates. In this article, the focus will be on FISC because it is more suitable for noisy hardware. However, note that the following discussion can easily be extended to FUMC by introducing the appropriate cost function.

2.2 Recursive Variational Quantum Compiling

Since quantum circuits are sequences of quantum gates, they can always be written as a product of sub-sequences of gate, i.e., smaller circuits. Therefore, we can decompose a given quantum circuit U as

$$U = U_N U_{N-1} \cdots U_2 U_1, \quad (3)$$

where N is the number of parts we divide the circuit into and each U_k corresponds to one of these parts. See figure 1 for an example with $N = 3$.

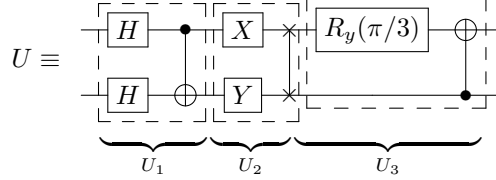


Figure 1: Quantum circuit divided into $N = 3$ different parts. Each part can be represented with each own unitary operator.

The Recursive Variational Quantum Compiling (RVQC) algorithm performs FISC, with $|0\rangle$ as input state, on quantum circuits of the form 3. Rather than minimizing a single cost function to approximate the whole of U at once, RVQC learns to approximate the circuit one part at a time. The first part U_1 of the circuit can be approximated by an ansatz $V(\theta^{(1)})$ by minimizing the usual LET cost function

$$C(\theta^{(1)}) = 1 - |\langle 0 | U_1^\dagger V(\theta^{(1)}) | 0 \rangle|^2, \quad (4)$$

where $\theta^{(1)}$ are the trainable parameters of the ansatz. For $C(\theta^{(1)}) \approx 0$, we have that $V(\theta^{(1)}) | 0 \rangle \approx U_1 | 0 \rangle$. The next part of the circuit, U_2 , can be incorporated by minimizing the cost function

$$C(\theta^{(2)}) = 1 - |\langle 0 | V^\dagger(\theta^{(1)}) U_2^\dagger V(\theta^{(2)}) | 0 \rangle|^2, \quad (5)$$

where $\theta^{(2)}$ is a new set of parameters independent of $\theta^{(1)}$. Hence, the ansatz $V(\theta^{(2)})$ is able to learn the product of U_1 and U_2 without having to coherently execute both parts. This gives rise to the RVQC algorithm, which involves minimizing the following cost functions for $k \in \{1, \dots, N\}$:

$$C(\theta^{(k)}) = 1 - |\langle 0 | V^\dagger(\theta^{(k-1)}) U_k^\dagger V(\theta^{(k)}) | 0 \rangle|^2, \quad (6)$$

where $V(\theta^{(0)}) = I$. This cost function can be evaluated on quantum hardware by implementing the circuit shown in Figure 2. After minimizing all the cost functions, the final ansatz $V(\theta^{(N)})$ will approximately encode the effect of the whole circuit U acting on $|0\rangle$. This scheme bypasses the need to evaluate all of $U = U_N U_{N-1} \cdots U_1$ coherently during training, which can be potentially unfeasible if U is a deep and the hardware used is noisy. Thus, we argue that RVQC can compress deep circuits using noisy quantum computers, where ordinary VQC would otherwise fail.

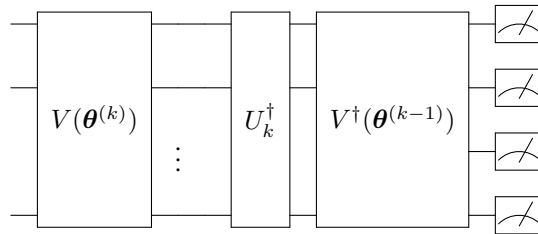


Figure 2: Quantum circuit to implement the cost function Equation 6. If the unitary $V(\theta^{(k)})$ is equal (up to a global phase) to $V(\theta^{(k-1)}) U_k$, all the qubits above should be in the $|0\rangle$ state. We can thus minimize the cost function in eq. 6 by maximizing the probability of measuring the $|0\rangle$ state in the above circuit.

The LET cost function Equation 6 can be evaluated on a quantum computer by implementing the circuit given by Figure 2 and calculating the probability for measuring all the qubits in the zero-state. Mathematically, this can be expressed as

$$C(\boldsymbol{\theta}^{(k)}) = 1 - P(|\mathbf{0}\rangle; \boldsymbol{\theta}^{(k)}) \approx 1 - \frac{1}{n_s} \sum_{i=1}^{n_s} p_i(\boldsymbol{\theta}^{(k)}), \quad (7)$$

where $P(|\mathbf{0}\rangle; \boldsymbol{\theta}^{(k)})$ is the probability of measuring $|\mathbf{0}\rangle$ for the circuit Figure 2, n_s is the number of shots used, and $p_i(\boldsymbol{\theta}^{(k)})$ indicates whether experiment i was measured to be $|\mathbf{0}\rangle$ or not ($p_i(\boldsymbol{\theta}^{(k)}) = 1$ or 0 , respectively).

3 Method

3.1 Variational Ansatz

The ansatz used to compress the five qubit random circuit is defined as seen in figure Figure 3, where the $R_y R_z$ blocks are independently parameterized Pauli rotations defined as in Figure 4, and the blocks *ent* establishes entanglement using CNOT-gates as showed in Figure 5.

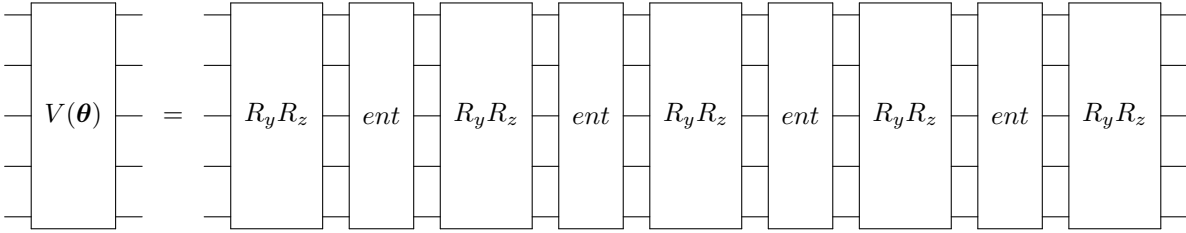


Figure 3: Ansatz used for compressing the five-qubit random circuit. The $R_y R_z$ blocks are independently parameterized Pauli rotations defined as in Figure 4, and the blocks *ent* establishes entanglement using CNOT-gates as showed in Figure 5.

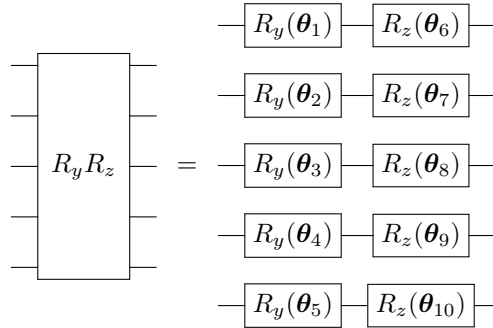


Figure 4: Parameterized Pauli rotations acting on the qubits.

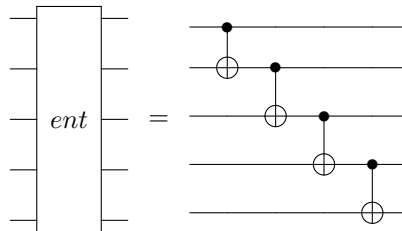


Figure 5: A ladder of linearly connected CNOT-gates that establishes entanglement in the ansatz.

The ansatz Figure 3 was chosen through trial and error, aiming for a shallow ansatz that is still able to successfully approximate the five-qubit random circuit. The parameters of the ansatz are initialized randomly as $\theta_i \sim U[-\pi, \pi]$, which has the benefit of coinciding with the period of Pauli rotations and hence enables us to uniformly sample models from model space.

3.2 Optimization

Since the variational ansatzes used in this work consists of only single-qubit Pauli rotations and non-parameterized multi-qubit gates, the gradients of the cost function with respect to the variational parameters are estimated using the parameter-shift rule [10]. The parameters are then updated using the Adam gradient-based optimization method [11].

3.3 Algorithm

In algorithm 1 we can see how RVQC is implemented.

Algorithm 1: Circuit compression

Input: A circuit to compress, divided into N parts (steps), represented by the unitary $U = U_N \cdots U_1$. Variational parameters $\theta^{(k)}$, where $k \in \{1, 2, \dots, N\}$. A variational ansatz $V(\theta)$. A tolerance ϵ for the cost function. A learning rate λ for the gradient descent algorithm.

Output: The unitary $V(\theta^{(N)})$ such that $V(\theta^{(N)}) |0\rangle \approx U_N \cdots U_1 |0\rangle$.

- 1 initialize $\theta^{(k)}$ for $k \in \{1, 2, \dots, N\}$ with some proper initialization scheme;
 - 2 **for** $k = 1$ **to** N **do**
 - 3 calculate $C(\theta^{(k)})$ in Equation 6 with the circuit in Figure 2.;
 - 4 **while** $C(\theta^{(k)}) > \epsilon$ **do**
 - 5 $\theta^{(k)} \leftarrow \theta^{(k)} - \lambda \nabla_{\theta^{(k)}} C(\theta^{(k)})$;
 - 6 calculate $C(\theta^{(k)})$ in Equation 6 with the circuit in Figure 2.;
-

4 Results and Discussion

To test whether RVQC can provide improvements over ordinary VQC, a random five-qubit circuit of depth 5000 was generated and both methods was used to compress the circuit into the variational ansatz in Figure 3. First, VQC was optimized by training it on Qiskits ideal statevector simulator, and then by training it on Qiskits noise model of the IBM Santiago five-qubit machine [12] with 8192 shots per circuit. In both cases we trained for 500 epochs using the ADAM optimizer with a learning rate of $\lambda = 0.1$. The results can be seen in Figure 6.

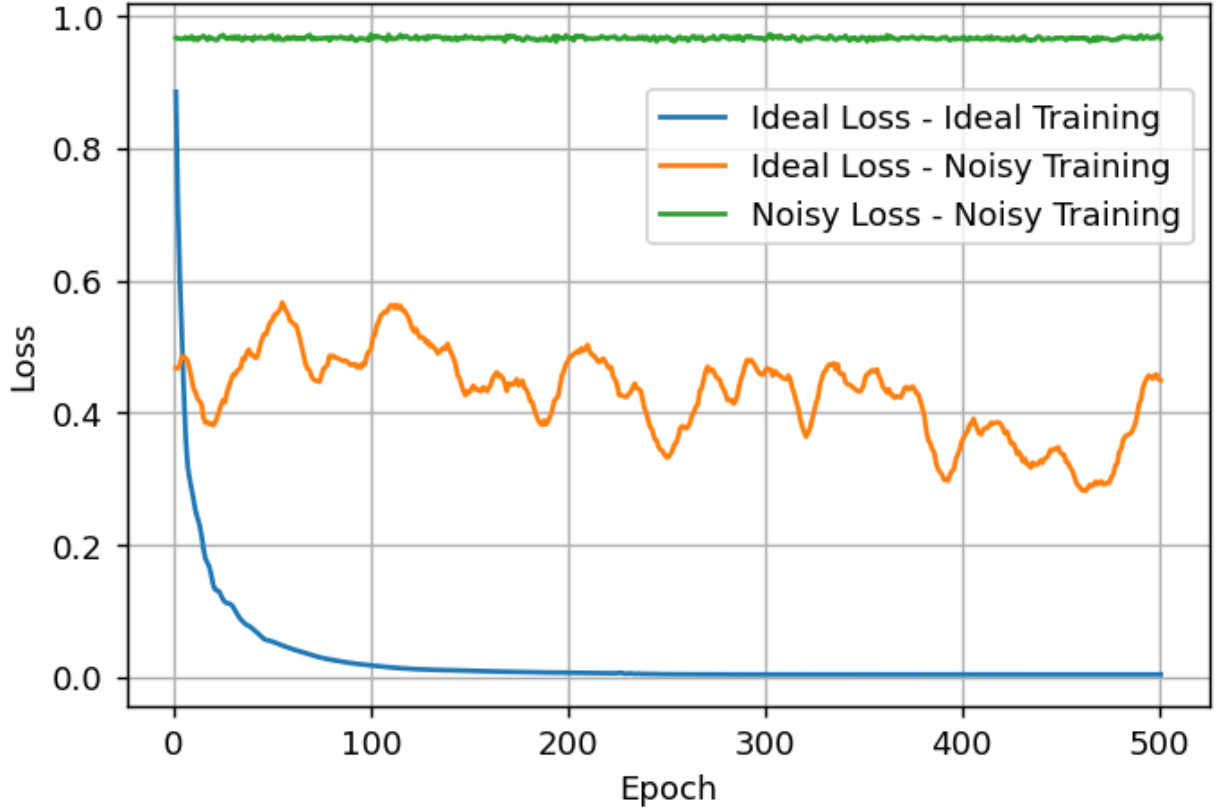


Figure 6: Training loss (LET Equation 6) as a function of epoch for VQC on a randomly generated five-qubit circuit of depth 5000. Ideal (noisy) loss means that the loss function was evaluated on a simulation of ideal (noisy) quantum hardware, while ideal (noisy) training means that the VQC training was done on a simulation of ideal (noisy) quantum hardware.

Figure 6 shows that when training on the ideal statevector simulator, VQC was able to converge to a satisfactory low loss value ($< 10^{-2}$). However, it was not able to converge when trained on the noise model of the IBM Santiago device. Furthermore, the loss evaluated with the ideal and noisy simulation shows no obvious coinciding minima. Hence, the OPR property does not apply in practice for this example of a deep quantum circuit. In turn, this causes the optimal parameters to be hard to find through minimization. To see if the RVQC algorithm could successfully train in the noisy regime, the same random circuit was divided into $N = 5$ parts (steps) and a RVQC was trained for 100 epochs per part on the IBM Santiago noise model. We applied the same optimizer, learning rate, the same number of shots and the same ansatz as with VQC. On each part of the circuit, the parameters from the epoch with the lowest loss was chosen. The state fidelity between the RVQC at step k and the first k parts of the random circuit was calculated after each step. The results can be seen in Figure 7.

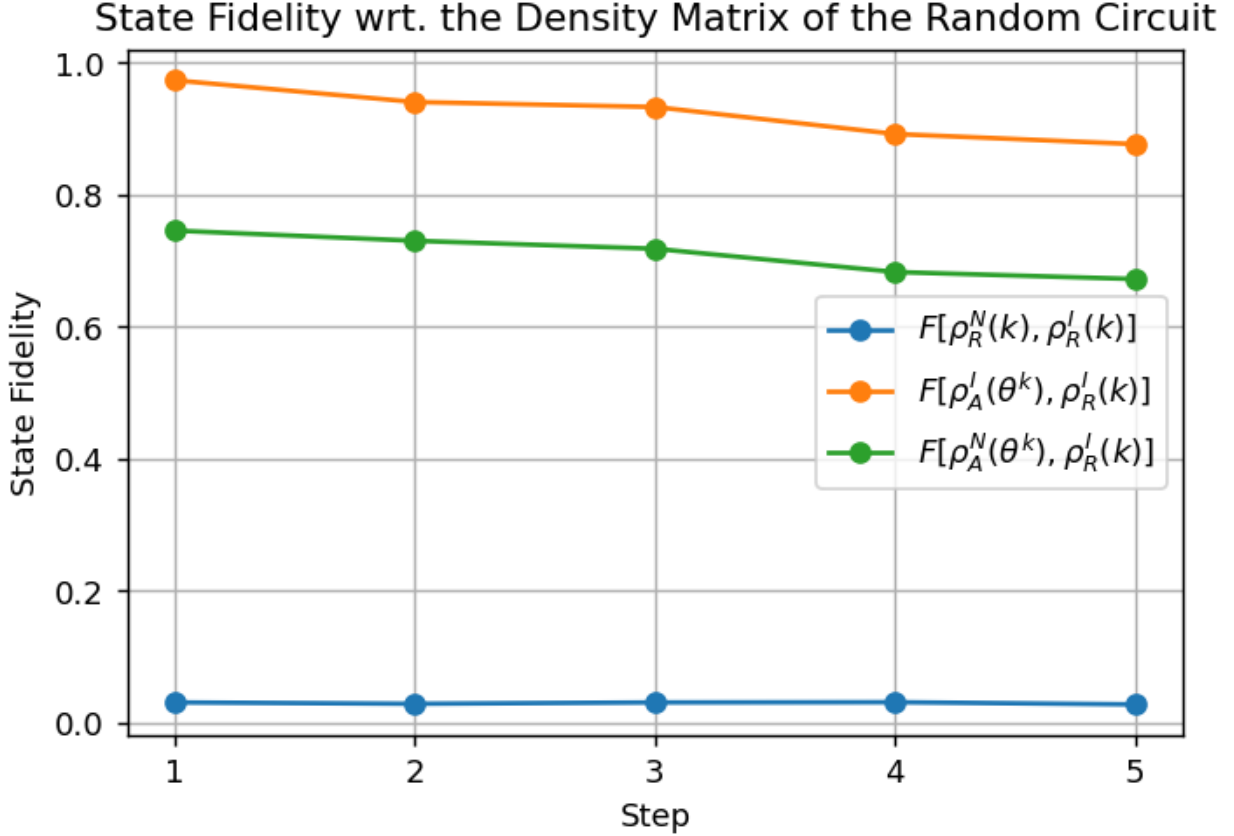


Figure 7: State fidelity $F[\cdot]$ as a function of step number for the RVQC algorithm applied on a random circuit of depth 5000 split into 5 parts (steps). At each step k , we calculate the state fidelity $F[\cdot]$ between two density matrices. A density matrix ρ with subscript A and R refers to the density matrix for the ansatz and random circuit, respectively. A density matrix ρ with superscript I and N implies that the density matrix is ideal or estimated on the noise model, respectively. As an example, $\rho_R^I(k)$ is the ideal density matrix corresponding to the random circuit at step k , that is $\rho_R^I(k) = |R_k\rangle\langle R_k|$, where $|R_k\rangle = U_k U_{k-1} \cdot U_1 |\mathbf{0}\rangle$. The density matrix $\rho_A^N(\theta^{(k)})$ is the density matrix for the ansatz at step k , estimated on the noise model. For each step, the training of the ansatz is performed on the noise model for 100 epochs.

Figure 7 shows that the noisy execution of the full random circuit yielded a fidelity of $F = 0.03$, showing that some form of quantum compiling is necessary in order to achieve any meaningful results. Indeed, RVQC trained on the noisy device was able to compress the target circuit with an ideal and noisy fidelity of $F = 0.88$ and $F = 0.67$, respectively. In contrast, ordinary VQC was seen to not converge in Figure 6, making RVQC the preferred choice for this example. By splitting the full random circuit into smaller parts, RVQC is able to decrease the amount of noise. This ensures in turn that the optimization procedure is accomplishable in 500 epochs.

5 Conclusion

A random five-qubit circuit of depth 5000 was compressed into a parameterized ansatz utilizing RVQC and VQC. The circuit was split into $N = 5$ parts when applying RVQC. It was shown that when optimizing for a total of 500 epochs on a simulation of a noisy quantum device, VQC was unable to converge to a satisfactory fidelity while RVQC was able to train an ansatz with fidelity of 0.88 with respect to the random circuit. The ansatz was sufficiently shallow such that its density matrix estimated on the noise model had a fidelity of 0.67 with respect to the actual density matrix of the random circuit. For comparison, the density matrix estimate of the random circuit on the noise model had a corresponding fidelity of only 0.03.

5.1 Further Work

The RVQC algorithm is dependent on the ansatz being expressive enough to successfully complete all of the N steps. Meanwhile, it is expected that the required expressiveness will be varying with each step. An adaptive ansatz approach [13, 14] thus seems like a natural extension of this work.

Research have shown that for a wide class of parameterized quantum circuits, the probability of non-zero gradients vanishes exponentially in the number of qubits [15], meaning that one has to chose ansatzes with care. Several ways to mitigate this problem have been proposed. For example, a cost function dependent on local observables will lead to only polynomially vanishing gradients if one uses an alternating layered ansatz composed of blocks forming local 2-designs, and the circuit depth does not exceed $\mathcal{O}(\log n)$ [16]. It would be interesting to find out if such ansatzes can be flexible enough to compress deep quantum circuits.

The RVQC algorithm aims to perform FISC, as opposed to FUMC. Note, however, that RVQC can easily be extended to the FUMC case by changing to the appropriate cost function.

Finally, although the RVQC algorithm was tested out on the IBM Santiago noise model, it has not yet been tested on any real quantum devices. Different methods of error mitigation, like Zero-Noise Extrapolation [17], can be explored in this case.

6 Acknowledgements

We would like to thank Morten Hjorth-Jensen for sharing his knowledge and engaging in helpful discussion.

References

- [1] Sumeet Khatri, Ryan LaRose, Alexander Poremba, Lukasz Cincio, Andrew Tyler Sornborger, and Patrick Joseph Coles. Quantum-assisted quantum compiling. *Quantum*. doi:10.22331/q-2019-05-13-140.
- [2] P.W. Shor. Algorithms for quantum computation: discrete logarithms and factoring. In *Proceedings 35th Annual Symposium on Foundations of Computer Science*, pages 124–134, 1994. doi:10.1109/SFCS.1994.365700.
- [3] Seth Lloyd. Universal quantum simulators. *Science*, 273(5278):1073–1078, 1996. doi:10.1126/science.273.5278.1073. URL <https://www.science.org/doi/abs/10.1126/science.273.5278.1073>.
- [4] Jarrod R McClean, Jonathan Romero, Ryan Babbush, and Alán Aspuru-Guzik. The theory of variational hybrid quantum-classical algorithms. *New Journal of Physics*, 18(2):023023, feb 2016. doi:10.1088/1367-2630/18/2/023023. URL <https://doi.org/10.1088/1367-2630/18/2/023023>.
- [5] Alberto Peruzzo, Jarrod McClean, Peter Shadbolt, Man-Hong Yung, Xiao-Qi Zhou, Peter J. Love, Alán Aspuru-Guzik, and Jeremy L. O’Brien. A variational eigenvalue solver on a photonic quantum processor. *Nature Communications*, 5(1):4213, 2014. doi:10.1038/ncomms5213. URL <https://doi.org/10.1038/ncomms5213>.
- [6] Edward Farhi, Jeffrey Goldstone, and Sam Gutmann. A quantum approximate optimization algorithm, 2014.
- [7] Marcello Benedetti, Erika Lloyd, Stefan Sack, and Mattia Fiorentini. Parameterized quantum circuits as machine learning models. *Quantum Science and Technology*, 4(4):043001, nov 2019. doi:10.1088/2058-9565/ab4eb5. URL <https://doi.org/10.1088/2058-9565/ab4eb5>.
- [8] Kunal Sharma, Sumeet Khatri, M Cerezo, and Patrick J Coles. Noise resilience of variational quantum compiling. *New Journal of Physics*, 22(4):043006, apr 2020. doi:10.1088/1367-2630/ab784c. URL <https://doi.org/10.1088/1367-2630/ab784c>.
- [9] A. Goussev, R. A. Jalabert, H. M. Pastawski, and D. Ariel Wisniacki. Loschmidt echo. *Scholarpedia*, 7(8):11687, 2012. doi:10.4249/scholarpedia.11687. revision #127578.
- [10] Maria Schuld, Ville Bergholm, Christian Gogolin, Josh Izaac, and Nathan Killoran. Evaluating analytic gradients on quantum hardware. *Phys. Rev. A*, 99:032331, Mar 2019. doi:10.1103/PhysRevA.99.032331. URL <https://link.aps.org/doi/10.1103/PhysRevA.99.032331>.
- [11] Diederik Kingma and Jimmy Ba. Adam: A method for stochastic optimization. *International Conference on Learning Representations*, 12 2014.
- [12] Qiskit: An open-source framework for quantum computing, 2019.
- [13] M. Bilkis, M. Cerezo, Guillaume Verdon, Patrick J. Coles, and Lukasz Cincio. A semi-agnostic ansatz with variable structure for quantum machine learning, 2022.

-
- [14] Harper R. Grimsley, Sophia E. Economou, Edwin Barnes, and Nicholas J. Mayhall. An adaptive variational algorithm for exact molecular simulations on a quantum computer. *Nature Communications*, 10(1):3007, 2019. doi:10.1038/s41467-019-10988-2. URL <https://doi.org/10.1038/s41467-019-10988-2>.
- [15] Jarrod R. McClean, Sergio Boixo, Vadim N. Smelyanskiy, Ryan Babbush, and Hartmut Neven. Barren plateaus in quantum neural network training landscapes. *Nature Communications*, 9(1):4812, 2018. doi:10.1038/s41467-018-07090-4. URL <https://doi.org/10.1038/s41467-018-07090-4>.
- [16] M. Cerezo, Akira Sone, Tyler Volkoff, Lukasz Cincio, and Patrick J. Coles. Cost function dependent barren plateaus in shallow parametrized quantum circuits. *Nature Communications*, 12(1):1791, 2021. doi:10.1038/s41467-021-21728-w. URL <https://doi.org/10.1038/s41467-021-21728-w>.
- [17] Kristan Temme, Sergey Bravyi, and Jay M. Gambetta. Error mitigation for short-depth quantum circuits. *Physical Review Letters*, 119(18), Nov 2017. ISSN 1079-7114. doi:10.1103/physrevlett.119.180509. URL <http://dx.doi.org/10.1103/PhysRevLett.119.180509>.