

FastKASSIM: A Fast Tree Kernel-Based Syntactic Similarity Metric

Maximillian Chen*, Caitlyn Chen*, Xiao Yu*, Zhou Yu

Department of Computer Science, Columbia University, New York, NY

maxchen@cs.columbia.edu

{caitlyn.chen, xy2437, zy2641}@columbia.edu

Abstract

Syntax is a fundamental component of language, yet few metrics have been employed to capture syntactic similarity or coherence at the utterance- and document-level. The existing standard document-level syntactic similarity metric is computationally expensive and performs inconsistently when faced with syntactically dissimilar documents. To address these challenges, we present FastKASSIM, a metric for utterance- and document-level syntactic similarity which pairs and averages the most similar dependency parse trees between a pair of documents based on tree kernels. FastKASSIM is more robust to syntactic dissimilarities and runs up to 5.32 times faster than the baseline method over the documents in the r/ChangeMyView corpus. These improvements allow us to examine hypotheses in two settings with large documents: persuasive online arguments on r/ChangeMyView, and authorship attribution in the Australian High Court Judgment corpus. With FastKASSIM, we are able to show that more syntactically similar arguments tend to be more persuasive, and that syntax provides a key indicator of writing style.

1 Introduction

Syntax, the form of language, plays a crucial role in all aspects of natural language and communication, whether explicitly or implicitly. In storytelling, writers often have their own styles rooted in different syntactic tendencies (Feng et al., 2012), allowing syntax to become indicators in prediction tasks such as gender (Sarawgi et al., 2011) and authorship (Raghavan et al., 2010) attribution. Syntax also has social connotations in different cultures — for example, in Russia, different social and demographic groups tend to use different syntactic patterns (Bogdanova-Beglarian et al., 2016). Such examples makes syntactic consistency crucial to

capture in tasks such as machine translation and dialogue generation. Yet, recent research focuses primarily on evaluating similarity and coherence in semantics (the meaning behind language) using BLEU (Papineni et al., 2002) or BERT embeddings (Reimers and Gurevych, 2019; Zhang et al., 2019b), even in work which uses syntax as an input to improve translation quality (Zhang et al., 2019a).

A lack of work on syntax can be attributed to the absence of a practical, efficient metric that specifically compares syntax at the utterance level. The current standard metric is CASSIM (Boghrati et al., 2016, 2018), but CASSIM uses a computationally expensive distance metric and can yield inconsistencies when comparing syntactically dissimilar documents (e.g., Figure 1). To address this issue, we introduce FastKASSIM, a Fast Tree Kernel-based Syntactic SIMilarity Metric¹, which is capable of comparing syntax at the utterance- and document-level.

Like its predecessor, CASSIM, FastKASSIM computes the dependency parse tree of each sentence in a pair of documents, and the similarity between each pair of parse trees. But, while CASSIM used Edit Distance for similarity, we introduce the Label-based Tree Kernel (henceforth LTK), a more syntactically thorough version of the Fast Tree Kernel (Moschitti, 2006).

In this study, we evaluate FastKASSIM against CASSIM and Linguistic Style Matching (henceforth LSM; Niederhoffer and Pennebaker (2002); Ireland and Pennebaker (2010)). FastKASSIM is more robust in cases of dissimilarities between documents and agreeable with human perception of differences in syntax. Additionally, the runtime of LTK is much faster than that of Edit Distance; it scales linearly with the *number of node pairs with the same label* in a pair of parse trees. We empirically show large improvements in overall runtime with FastKASSIM. FastKASSIM’s improvements

*denotes equal contribution.

¹<https://github.com/jasonyux/FastKASSIM>

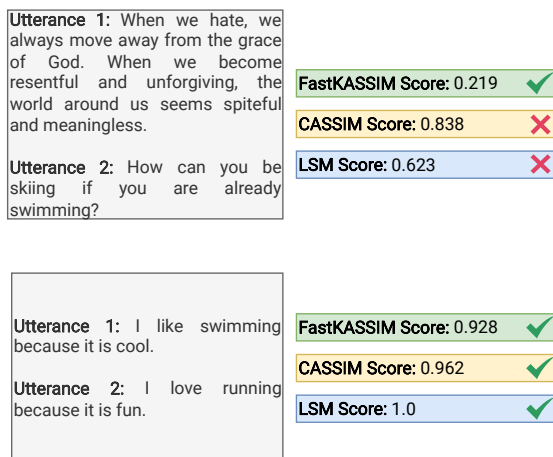


Figure 1: Comparison of FastKASSIM, CASSIM, and Linguistic Style Matching similarity scores. Top: two dissimilar utterances. Bottom: two similar utterances. All three metrics have strong agreement in cases of similar syntactic structure, but only FastKASSIM is able to recognize syntactically dissimilar utterances.

in runtime make it possible to observe the role of syntax in behavioral phenomena at scale. With FastKASSIM, we examined hypotheses in two sets of applications: first, that there is a positive relationship between the persuasiveness of online arguments and syntactic similarity, and second, that syntax provides a key indicator in authorship attribution. FastKASSIM unlocks potential for use in more contexts where it is important to preserve syntactic consistency and writing style, e.g., style transfer, machine translation, and story generation.

2 Related Work

A few early studies focused solely on capturing syntactic structures. [Sagae and Gordon \(2009\)](#) sought to cluster *words* by syntactic similarity. In order to establish a distance metric, they computed the cosine distance between vector representations of their unique dependency parses. Other approaches have used LIWC ([Tausczik and Pennebaker, 2010](#)) — [Danescu-Niculescu-Mizil et al. \(2011\)](#) took a probabilistic approach to measuring symmetry and influence of linguistic style.

Other early analytical work found that people will adjust their syntax to match dialog systems’ syntactic ([Stoyanchev and Stent, 2009](#)) and lexical ([Stoyanchev and Stent, 2009](#); [Hoshida et al., 2017](#)) choices. [Reitter et al. \(2006\)](#) found that individual syntactic productions would repeat at low “distances” across utterances in both task-oriented and “spontaneous” dialog. For instance, [Reitter](#)

and [Moore \(2007\)](#) found that syntactic priming was predictive of success on the HCRC Map Task ([Anderson et al., 1991](#)). [Baker et al. \(2021\)](#) similarly discussed the use of syntactic similarity and overall linguistic style synchrony as an indicator of trust and cohesion in teamwork settings, and [Boncz \(2019\)](#) used syntactic similarity in modeling cognitive alignment.

Syntactic features have been shown to improve prediction performance in downstream tasks, e.g., authorship attribution ([Posadas-Duran et al., 2014](#); [Raghavan et al., 2010](#)) and gender attribution ([Sarawgi et al., 2011](#)). In each case, the studies found significant performance gains from models that included syntax features. Despite interest in syntax and clear improvements in prediction performance, the vast majority of recent work primarily focuses on semantic, or even lexical similarities/differences. This ranges from traditional methods such as TFIDF or Jaccard similarity to modern neural methods, such as BERT ([Devlin et al., 2018](#)) or Sentence-BERT ([Reimers and Gurevych, 2019](#)) embeddings. A few metrics attempted to blend aspects of semantics with syntax. Some of these use syntactic features specific to the social media platform Twitter ([Alnajran, 2019](#); [Little et al., 2020](#)). Other metrics include “syntactic elements” which take on various forms of parts-of-speech aggregation ([Alnajran, 2019](#); [Pakray et al., 2011](#)).

A *syntactic* similarity metric should appropriately consider differences in syntactic structure at the word-, utterance-, and document-level, as opposed to aggregating parts-of-speech. To our knowledge, CASSIM is the only metric to do this. However, Edit Distance is expensive, and CASSIM occasionally assigns high similarity scores to documents that appear syntactically and structurally dissimilar. An improved syntactic similarity metric would afford opportunities ranging from creating novel syntax feature vectors to improve classification tasks such as authorship and gender attribution to measuring syntactic coherence in machine translation. We present a more accurate and efficient approach to document-level syntactic similarity.

3 FastKASSIM

3.1 CASSIM Background

CASSIM ([Boghrati et al., 2018](#)) was the first metric to compute syntactic similarity at the document-level. Their original algorithm uses the Stanford Parser ([Klein and Manning, 2003](#); [Chen and Man-](#)

ning, 2014) to compute the parse tree for each sentence in a pair of documents, before computing the Edit Distance (Wagner and Fischer, 1974) of each parse tree pairing. Then, they construct a bipartite graph and use the Hungarian Algorithm for minimum cost assignment (Kuhn, 1955) to pair each tree in one document to the lowest distance tree in the second document. They finally average the Edit Distances of the minimal cost pairings. When there are different numbers of sentences, the number of assignments will correspond to the number of sentences in the document with fewer sentences. Each of that document’s sentences will get paired with the most similar sentence in the second document, and the least similar sentences in the second document will remain unpaired.

An important advantage of CASSIM is that it is generalizable to any corpus; it does not require platform-specific features like Alnajran (2019); Little et al. (2020). However, since the metric is exhaustive, the cost of using an algorithm such as Edit Distance is rather penalizing – Edit Distance ranges in asymptotic time complexity from $\Theta(mn)$ (Wagner and Fischer, 1974) to $O(s \times \min(m, n))$ (Ukkonen, 1985), where m and n are the string lengths, and s is the maximal Edit Distance.

Moreover, CASSIM utilizes a normalization of Edit Distance that imposes a bias towards shape. If two sentences were composed of completely different parts-of-speech, the Edit Distance between the corresponding parse trees would approximate the size of one of the parse trees. However, CASSIM normalizes Edit Distance between a pair of parse trees P_1, P_2 , resulting in $\frac{EditDistance}{Size(P_1)+Size(P_2)-2}$, where $Size(P)$ is the number of nodes in parse tree P . This means that two sentences can be entirely dissimilar compositionally, yet have a sizeable overall CASSIM score. So, if the two sentences result in the *same parse tree shape*, i.e. $Size(P_1) \approx Size(P_2)$, the normalized Edit Distance approaches 0.50. In other words, according to CASSIM, sentences with the same shape but different parts-of-speech should be neither similar nor dissimilar. However, we also notice that in some cases where two sentences are both syntactically and structurally dissimilar, CASSIM still will not assign a low similarity. Consider the sentences "Hello." and "I like to run and I like to swim because the air is fresh and the water is refreshing; don’t you agree?". Despite the clear difference in structure and composition, CASSIM assigns a

score of 0.378, approximately an order of magnitude higher than FastKASSIM’s score of 0.039. The normalization may introduce a degree of bias that only allows CASSIM to approach zero when difference in parse tree sizes is drastically different. Whether to follow this interpretation of similarity is open to the user based on task-specific needs.

3.2 The FastKASSIM Algorithm

The Edit Distance is the most expensive component of CASSIM. Thus, we propose FastKASSIM, which avoids the expensive Edit Distance computation by using Tree Kernels (Moschitti, 2006). Tree Kernels can greatly reduce time complexity by caching between recursive subcalls. The Fast Tree Kernel algorithm Moschitti (2006) runs in *linear time on average* with respect to parse tree sizes.

Algorithm 1 FastKASSIM

```

1: DOCUMENTS  $D_1, D_2$ 
2: for sentences  $S_1, S_2$  in  $D_1, D_2$  do
3:   Compute Parse Tree( $S_1$ ), Parse Tree( $S_2$ )
4: end for
5: for Parse Trees  $P_1, P_2$  do
6:   Compute Tree Kernel:
7:      $s \leftarrow 0$ 
8:     for Node Pair  $n_1, n_2$  in  $P_1, P_2$  do
9:        $s \leftarrow s + \Delta_{lb}(n_1, n_2)$ 
10:    end for
11:   Kernel  $\leftarrow \text{normalize}(s)$ 
12: end for
13: Hungarian Algorithm Max. Cost Assignment
14: return mean(minimum cost pairings)
```

We propose FastKASSIM, which replaces CASSIM’s Edit Distance with a new normalized Tree Kernel. Figure 2 provides a high-level overview of FastKASSIM, which is formally described in Algorithm 1. However, the Fast Tree Kernel does not allow for the case in which two parse tree nodes have matching labels but different productions. We thus also introduce the Label-based Tree Kernel (LTK)², which compares the labels at each node in a pair of subtrees or subset trees. This also more closely follows (Collins and Duffy, 2002), which proposes comparing the actual subset trees rooted at two nodes in each parse tree, rather than the production. The LTK computation is depicted in Figure 3 and formally described in lines 7-11 of Algorithm 1.

²There is a very strong correlation between LTK and the Fast Tree Kernel ($R = 0.97$, $p\text{-value} < 0.001$).

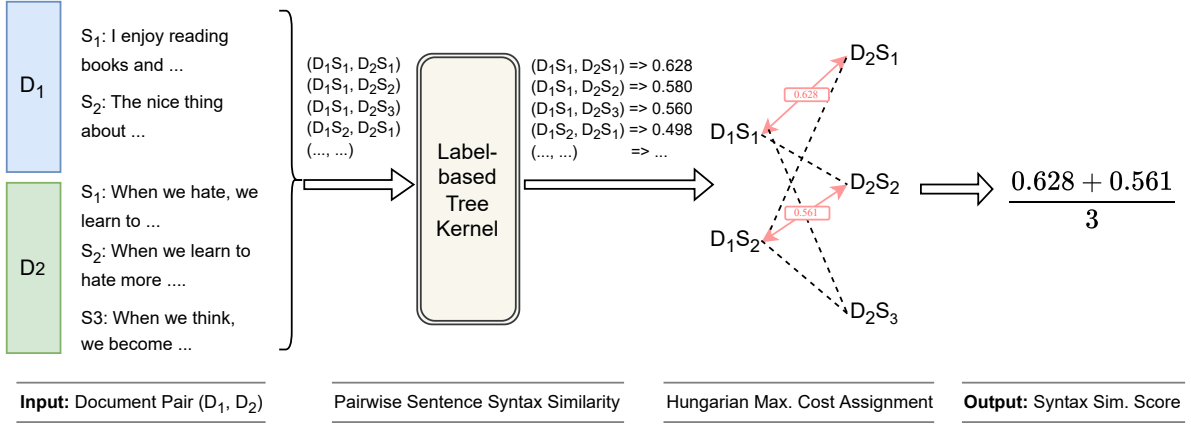


Figure 2: A high-level illustration of computation of FastKASSIM. The parse trees of all sentence pairs between D_1 and D_2 are computed using the Label-based Tree Kernel. The Hungarian algorithm is used to pair together the most similar parse trees of each sentence in the two documents. The score is normalized by summing the pairings then dividing by the number of sentences in the document with more sentences. D_2S_3 is unpaired as it is the least similar sentence, and D_2 has more sentences than D_1 .

Instead of normalizing as in CASSIM, we follow Moschitti (2006) by normalizing $LTK(T_1, T_2)$ as $\frac{LTK(T_1, T_2)}{\sqrt{LTK(T_1, T_1) \times LTK(T_2, T_2)}}$. This normalized tree kernel is not biased towards tree shape, and agrees strongly with human perception, as we will show in Section 4. LTK also results in significant runtime improvements over Edit Distance, as we show in Section 3.3 and derive in Appendix A.

Algorithm 2 Δ_{lb} Function (Δ_{lb})

```

1: Tree Nodes  $n_1, n_2$ ; cache
2: Decay  $\lambda$ ; Subtree/Subset Tree Indicator  $\sigma$ 
3: if  $n_1, n_2$  is cached then
4:   return  $cache(n_1, n_2)$ 
5: end if
6: if  $n_1, n_2$  have different labels then
7:   return 0
8: end if
9: if both  $n_1, n_2$  are preterminals then
10:   $cache(n_1, n_2) \leftarrow \lambda$  if same label, else 0
11:  return  $cache(n_1, n_2)$ 
12: end if
13:  $Product \leftarrow 1$ 
14: for child  $c_1$  of node  $n_1$  do
15:    $Accumulator \leftarrow 0$ 
16:   for child  $c_2$  of node  $n_2$  do
17:      $Acc. \leftarrow Acc. + \Delta_{lb}(c_1, c_2)$ 
18:   end for
19:    $Product \leftarrow Product \times (\sigma + Acc.)$ 
20: end for
21:  $cache(n_1, n_2) \leftarrow \lambda \times Product$ 
22: return  $\lambda \times Product$ 

```

Like the original CASSIM algorithm, our high-level algorithm allows for flexibility in the choice of which parser to use, allowing for future improvements in runtime and correctness as research in parsing progresses. FastKASSIM similarly allows for flexibility in the implementation of tree kernels. Our implementation is publicly available. In our implementation, we default to using the Stanford Parser (Chen and Manning, 2014) and LTK, our aforementioned modified approach to the Fast Tree Kernel (Moschitti, 2006).³

3.3 Overall Metric Runtime Comparison

The largest difference in the runtime of CASSIM and FastKASSIM is that CASSIM uses a normalized Edit Distance to evaluate parse tree similarity, while FastKASSIM uses a normalized tree kernel.

LTK (Figure 3; also lines 7-11 of Algorithm 1) recursively computes Δ_{lb} (the number of common fragments rooted in parse tree nodes n_1, n_2 ; Algorithm 2) across all n_1, n_2 pairs in parse trees P_1, P_2 . All comparisons are cached to avoid repetition. This results in LTK having an asymptotic runtime complexity of $O(S_{12})$, where S_{12} is the total number of pairs of nodes in a pair of parse trees P_1, P_2 that have the same label. We prove this runtime in Appendix A. This is a large improvement over Edit Distance’s runtime complexity of $O(s \times \min(m, n))$. We confirmed that these asymptotic improvements apply to real-world uses

³However, we provide users with a native interface to interchangeably use any parser supported by NLTK (Bird et al., 2009).

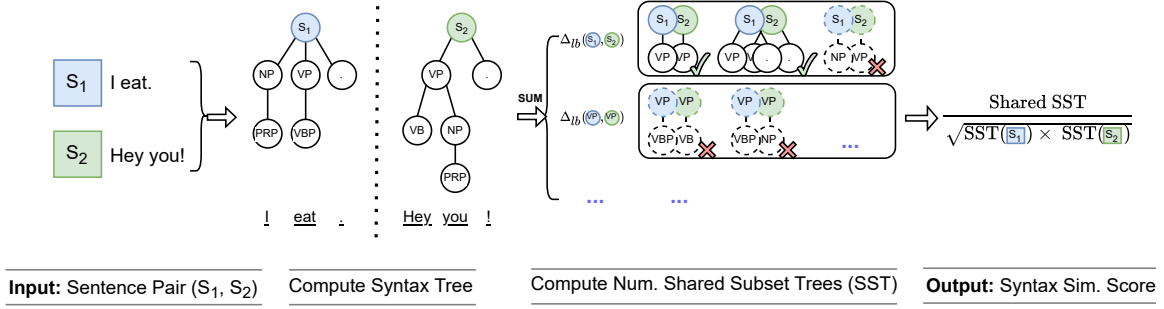


Figure 3: Overview of the Label-based Tree Kernel. The parse trees of a pair of sentences are computed, and the number of common fragments rooted in each pair of parse tree nodes is computed (i.e., number of shared subset trees⁴). This value is normalized by dividing by the square root of the product of the number of subset trees in each parse tree.

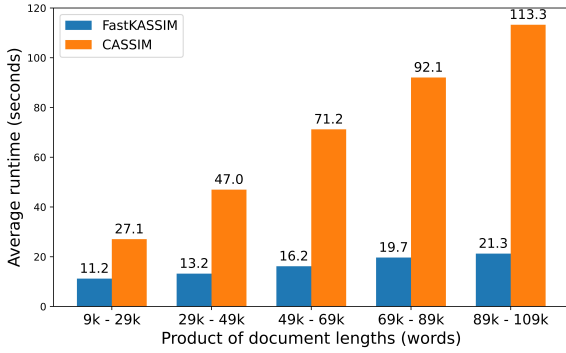


Figure 4: Runtime comparison between FastKASSIM and CASSIM. On the CMV corpus, FastKASSIM runs 2.42 times to 5.32 times faster on average, depending on document size.

cases by comparing how Edit Distance and LTK scale with the product of parse tree sizes in Figure 7 of the Appendix, finding that LTK scales sublinearly while Edit Distance scales superlinearly.

While Figure 7 indicates that LTK can be up to an order of magnitude faster than Edit Distance, the largest bottleneck in overall time is still the time to compute each parse tree. Thus, we investigated the difference in "end-to-end" runtime between FastKASSIM and CASSIM without precomputing the parse trees in Figure 4. In this experiment, the ChangeMyView dataset (henceforth CMV; Tan et al. (2016)) is used, providing a corpus of unstructured text with potentially massive document sizes, to evaluate the promises of FastKASSIM and CASSIM for their abilities to process entire documents. Instead of sampling sentence pairs, we sample entire document pairs and record the time it takes to compute the syntactic similarity of each pair. Each pair is randomly sampled from the 18,363 posts in the CMV training set. We exhaustively paired

documents based on the product of their document sizes, providing an approximation of the number of comparisons between parse trees. The document length for each CMV root posts has high variance, so document length products are grouped into bins. For each bin, we randomly sample 60 document pairs and report the average runtime.

Figure 4 shows that FastKASSIM scales well in runtime as the product of document lengths increases. For instance, when syntactic similarity between documents of lengths 300 words and 310 words were compared (product of 93,000), CASSIM needed on average 113.3 seconds while FastKASSIM took only 21.3 seconds on average. Given these drastic improvements in time complexity, it is now more feasible to compute syntactic similarity at the document level for large corpora.

4 Evaluating FastKASSIM

In this section, we first demonstrate FastKASSIM's overall ability to differentiate between similar and dissimilar documents. Then, we correlate its scores with CASSIM and LSM. Finally, we discuss FastKASSIM's advantages by explaining discrepancies in scoring.

4.1 Discriminating Against Syntactically Similar and Dissimilar Documents

Boghrati et al. (2018) validated CASSIM by comparing whether it was consistent with human perception of syntactic similarity. The authors asked Mechanical Turkers to write syntactically similar sentences given a sentence prompt. This resulted in a dataset of 472 English documents from 118 anonymous participants, and the authors found that CASSIM was able to "identify syntactically similar documents."

Prompts

1. The two most important days in your life are the day you are born and the day you find out why. The nice thing about being a celebrity is that you bore people and they think it's their fault.
2. I am enough of an artist to draw freely upon my imagination. Imagination is more important than knowledge. Knowledge is limited. Imagination encircles the world.
3. When we love, we always strive to become better than we are. When we strive to become better than we are, everything around us becomes better too.
4. What is the point of being alive if you don't at least try to do something remarkable?

Table 1: Prompts for the crowd-sourced corpus collected by Boghrati et al. (2018).

Following Boghrati et al. (2018), we computed the syntactic similarity between each pairing of sentences generated both within the same prompt and between different prompts. Each individual prompt is compositionally quite different (Table 1). They reasoned that *documents resulting from the same prompt should be syntactically similar, whereas documents resulting from different prompts should be dissimilar*. As per their work, we fit a maximal structure linear mixed effect model with an indicator for whether the sentence corresponded to the same prompt or a different prompt as a fixed effect, the document ID as a random effect, and standardized FastKASSIM syntactic similarity as the dependent variable⁵. We computed ANOVA of this full model against the reduced model, which drops the comparison type indicator as a fixed effect. As shown in Table 2, we find that FastKASSIM is able to distinguish between documents which are syntactically different, as is CASSIM and LSM.

4.2 Correlating Syntax Metrics

LSM⁶ is a metric computing similarities from function word categories. This has ties to matching syntax, as those matching function words correspond to specific parts-of-speech. Moreover, LSM is a widely accepted metric for synchrony and correspondence of general linguistic style in documents (e.g. Chartrand et al. (2005); Ludwig et al. (2013)). We thus investigated our syntax metrics by examining correlations with LSM. We examine the actual similarity scores calculated in the previous section on the crowdsourced document similarity corpus collected by Boghrati et al. (2018) using each of LSM, FastKASSIM, and CASSIM. In Figure 5, we

⁵We use the classic z -score standardization, $\frac{x-\mu}{\sigma}$.

⁶We compute LSM using an implementation publicly available at <https://github.com/miserman/lingmatch>.

Metric	χ^2	p -value
LSM	201.85	<0.001
CASSIM	331.84	<0.001
FastKASSIM	1438.9	<0.001

Table 2: χ^2 test results from ANOVA of FastKASSIM, CASSIM, and LSM’s ability to distinguish between syntactically similar and dissimilar documents. FastKASSIM has the largest effect size, 1438.9, compared to the results reported by Boghrati et al. (2018).

see that there is a moderately strong correlation between FastKASSIM and LSM ($R = 0.5$, p -value < 0.001). This indicates that FastKASSIM is able to detect matches in key parts-of-speech. We would not expect to see a much stronger correlation, because LSM is a measure of function words rather than a measure of syntax, strictly. On the other hand, while we see a statistically significant correlation between CASSIM and LSM, there is a much smaller correlation coefficient ($R = 0.1$, p -value < 0.001), indicating a smaller connection between CASSIM representations and function words. This is likely due to the biased Edit Distance normalization mentioned in Section 3.1.

4.3 Discrepancies Across Syntax Metrics

Despite correlations between metrics, Figure 5 indicates that there are several regions of disagreement (vertical clustering). In one region of Figure 5a, FastKASSIM assigned low scores (less than 0.4) despite LSM ranging from 0.258 to 0.842. Recall that in this corpus, every utterance resulting from the same prompt was perceived as syntactically similar, and utterances from two different prompts were perceived as syntactically dissimilar. We find that in 248 out of 249 cases where FastKASSIM assigned a score below 0.4 yet LSM assigned a high score (above 0.6), the two documents being compared came from different prompts. This implies that FastKASSIM indeed is discriminating against different syntactic structures, whereas LSM is finding similarities other than syntax, as expected.

These vertical clusters also appear frequently between CASSIM and LSM. Figure 5b does not indicate any obvious relationship between CASSIM and LSM. More surprisingly, Figure 5c also shows that for document pairings that FastKASSIM deems syntactically dissimilar (values of less than 0.5), there is a very strong negative correlation between FastKASSIM and CASSIM ($R = -0.783$, p -value < 0.001). We can see that this is due to

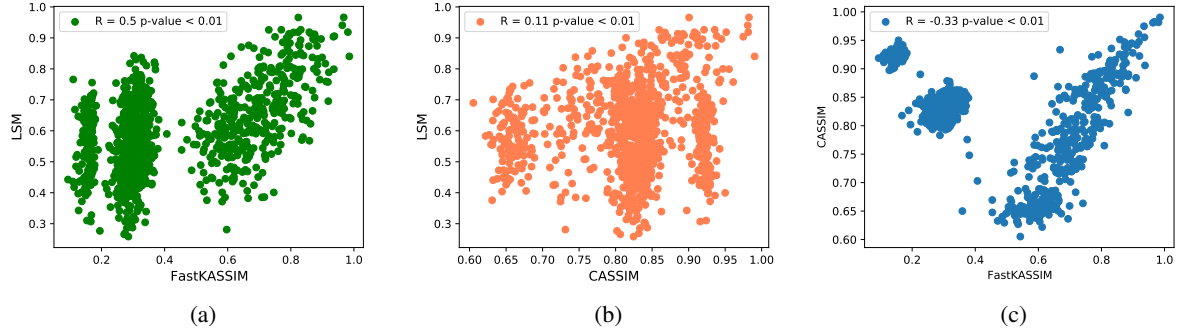


Figure 5: (a). FastKASSIM v. LSM. Moderately strong positive correlation with $R = 0.5$ and $p\text{-value} < 0.01$. (b). CASSIM v. LSM. Weak but statistically significant positive correlation with $R = 0.11$ and $p\text{-value} < 0.01$. (c). FastKASSIM v. CASSIM. Moderately strong negative correlation with $R = -0.33$, $p\text{-value} < 0.01$.

a large cluster of pairings where FastKASSIM assigns a value less than 0.4 but CASSIM assigns a value larger than 0.75. We find that in 677 out of the 678 pairings in this cluster, the documents originate from different prompts, indicating that the documents are syntactically dissimilar.

It is likely that the largest source of the discrepancy comes from the bias in CASSIM’s normalized Edit Distance, as discussed in Section 3.1, resulting in syntactically dissimilar documents receiving higher scores. Overall, with respect to human intuition of syntax, FastKASSIM is more robust than CASSIM at detecting dissimilar documents and more appropriate than LSM for comparing syntax.

5 Applications

FastKASSIM is a more accurate and computationally efficient document-level syntactic similarity metric than the current state-of-the-art. These improvements opens the possibility for investigating a myriad of new hypotheses in data-heavy fields with large corpora. We examine two possible applications: the relationship between persuasion and syntactic similarity, and the use of syntax as a linguistic style indicator in authorship attribution tasks.

5.1 Persuasiveness of Syntactic Similarity

Early work in communication accommodation theory found that matching communication styles can create a sense of familiarity, which improves social and conversational outcomes (e.g. Curhan and Pentland (2007); Giles (2016)). Thus, we hypothesize that CMV arguments that are more syntactically similar to opinions’ syntax will be more persuasive. Appendix B includes additional context on CMV and preprocessing steps.

We computed the syntactic similarity between a challenger’s initial argument and an original poster’s (OP) original opinion. This choice is made because the OP presents their full opinion in their original post, and a challenger typically presents their central argument in their initial challenge (Tan et al., 2016)⁷. An argument successfully changes the OP’s opinion if the OP assigned a “delta.” We find that there is a statistically significant difference ($t = 19.016$; $p\text{-value} < 0.001$) in average syntactic similarity between original posts and the initial arguments in threads that eventually received deltas ($\mu = 0.307$) compared to arguments in threads that did not eventually receive a delta ($\mu = 0.263$).

However, the finding that arguments receiving deltas tend to be more syntactically similar does not necessarily imply that a higher syntactically similar makes an argument more persuasive. We thus inverted this setting by computing the difference in persuasion rate (proportion of threads receiving deltas) between the arguments that were most syntactically similar with those that were most syntactically dissimilar. We computed the syntactic similarity of each pairing of initial arguments and original posts and grouped them into the top and bottom 33% of syntactic similarity. This resulted in a minimum syntactic similarity value of 0.341 for the top 33% ($\mu = 0.453$) and maximum of 0.171 for the bottom 33% ($\mu = 0.096$). We see a statistically significant difference in persuasion rate when comparing these two groups. The persuasion rate for threads grouped in the bottom 33% of syntactic similarity was only 6.377%. The persuasion rate for threads grouped in the top 33% was nearly twice that, 12.347% ($t = 19.135$; $p\text{-value}$

⁷Further comments typically are made for elaboration.

Features	Accuracy	F1
Majority Baseline	0.767	0.868
Bag of Words	0.871	0.863
Bag of Words + Syntax	0.926	0.924
RoBERTa	0.931	0.933
RoBERTa + Syntax	0.940	0.939

Table 3: Test set prediction results comparing accuracy and weighted F1 score between unigram counts and unigram counts augmented with syntactic features.

< 0.001). These findings support the hypothesis that similar syntactic patterns plays a role in persuasion. Syntax may be a key element of communication style, creating familiarity for the OP.

5.2 Authorship Attribution

Much work has examined methods for attributing authorship based upon linguistic features (Juola, 2008; Raghavan et al., 2010; Seroussi et al., 2011b). The **Judgment dataset** (Seroussi et al., 2011a) contained English judgments delivered by judges on the Australian High Court from 1913 to 1975. We classified whether 924 judgments were written by Sir Edward McTiernan or Sir George Rich during non-overlapping time periods (Rich’s judgments from 1913-1928 and McTiernan’s from 1965-2971). We follow the experimental design and preprocessing steps in Seroussi et al. (2011b).

To capture semantics, one setting used normalized Bag of Words with Support Vector Machines and the other used a state-of-the-art fine-tuned RoBERTa (Liu et al., 2019) model⁸. We augmented both semantic settings with a syntactic similarity feature vector. For each classification instance, we randomly sampled 25 posts and computed the FastKASSIM syntactic similarity between judgments written by Rich and McTiernan, respectively. The syntactic similarity features consisted of the minimum, maximum, mean, and standard deviation of these comparisons. We evaluated our classifier on a 10% withheld testing set⁹. Table 3 shows that adding syntactic features to both semantic models results in gains in both accuracy and weighted F1 score. This is even the case when using RoBERTa; we achieve the strongest performance when using RoBERTa with a weighted sum between textual

and syntactic features, fine-tuned using modules adapted from the frameworks in Gu and Budhkar (2021); Wolf et al. (2020). This indicates that computing the syntactic similarity with known documents from Rich and McTiernan may provide a strong indicator of writing style.

6 Limitations & Future Directions

FastKASSIM is a metric for syntactic similarity between a pair of utterances or documents. However, similarity is only one dimension of syntax, which removes some granularity — for instance, syntactic similarity cannot explain which specific productions are shared. Similarity metrics like FastKASSIM instead afford opportunities in a variety of other applications, such as syntactic coherence in language generation and verifying computational social science hypotheses.

Additionally, parsing is still a significant bottleneck in runtime. Future work may wish to consider ways to mitigate the cost of parsing. One may also consider using sequential modeling to generate syntactic parse trees, or to directly model the output of FastKASSIM.

7 Conclusion

We have introduced FastKASSIM, which has runtime improvements that scale significantly with document sizes and achieves better agreement with human perception of syntactic differences compared to standard syntax metrics. These improvements are possible due to our Label-based Tree Kernel, which has an asymptotic runtime complexity that scales linearly with the number of node pairs with the same label in a pair of parse trees, and an improved normalization compared to CASSIM’s normalized Edit Distance. FastKASSIM also allowed us to verify hypotheses related to the value of syntax in online persuasion and authorship attribution. The positive results motivate further study into applications of syntax.

8 Ethical Considerations

Our study makes use of three datasets. First is the set of prompts collected in Boghrati et al. (2018), which involved anonymous prompts creating fictional statements, so there is no personal information involved. Second is the publicly available r/ChangeMyView dataset collected by Tan et al. (2016), which consists of statements made by users behind typically anonymous aliases. Lastly is the

⁸Base RoBERTa (123M parameters). Fine-tuning details provided in code.

⁹The judgments for the test set are sampled from the training data to avoid leaking labels.

publicly available WikiQA corpus (Yang et al., 2015), which does not contain identifying information.

Generally, while most algorithms are not inherently unethical, there is often potential for abuse in their applications. The individual computations in the FastKASSIM algorithm do not have any negative implications, but it is possible to use syntactic similarity for unethical downstream tasks. For instance, because syntax is an important aspect of writing style, it is possible that users may try to adversarially uncover an anonymous author’s identity. We do not condone the use of FastKASSIM for any unlawful or morally unjust activities. We do not propose any new tasks that would introduce unethical activity.

9 Acknowledgements

Many thanks to Lillian Lee and Chenhao Tan for their feedback and collaboration on early versions of this work. We are very grateful to Reihane Boghrati for generously providing access to their Mechanical Turk dataset from their work on CAS-SIM. Thanks to Jack Hessel, Kun Qian, Yu Li, and Qingyang Wu for their helpful feedback and discussions.

References

- Noufa Abdulaziz Alnajran. 2019. *An integrated semantic-based framework for intelligent similarity measurement and clustering of microblogging posts*. Ph.D. thesis, Manchester Metropolitan University.
- Anne H Anderson, Miles Bader, Ellen Gurman Bard, Elizabeth Boyle, Gwyneth Doherty, Simon Garrod, Stephen Isard, Jacqueline Kowtko, Jan McAllister, Jim Miller, et al. 1991. The hrcrc map task corpus. *Language and speech*, 34(4):351–366.
- Anthony L Baker, Sean M Fitzhugh, Lixiao Huang, Daniel E Forster, Angelique Scharine, Catherine Neubauer, Glenn Lematta, Shawaiz Bhatti, Craig J Johnson, Andrea Krausman, et al. 2021. Approaches for assessing communication in human-autonomy teams. *Human-Intelligent Systems Integration*, 3(2):99–128.
- Steven Bird, Ewan Klein, and Edward Loper. 2009. *Natural language processing with Python: analyzing text with the natural language toolkit*. "O’Reilly Media, Inc."
- Natalia Bogdanova-Beglarian, Tatiana Sherstinova, Olga Blinova, and Gregory Martynenko. 2016. An exploratory study on sociolinguistic variation of russian everyday speech. In *International Conference on Speech and Computer*, pages 100–107. Springer.
- Reihane Boghrati, Joe Hoover, Kate M Johnson, Justin Garten, and Morteza Dehghani. 2016. Syntax accommodation in social media conversations. In *CogSci*.
- Reihane Boghrati, Joe Hoover, Kate M Johnson, Justin Garten, and Morteza Dehghani. 2018. Conversation level syntax similarity metric. *Behavior research methods*, 50(3):1055–1073.
- Adam Boncz. 2019. *Communication as Joint Action: The role of cognitive alignment and coupling*. Ph.D. thesis, Central European University.
- Tanya L Chartrand, William W Maddux, and Jessica L Lakin. 2005. Beyond the perception-behavior link: The ubiquitous utility and motivational moderators of nonconscious mimicry. *The new unconscious*, pages 334–361.
- Danqi Chen and Christopher Manning. 2014. *A fast and accurate dependency parser using neural networks*. In *Proceedings of the 2014 Conference on Empirical Methods in Natural Language Processing (EMNLP)*, pages 740–750, Doha, Qatar. Association for Computational Linguistics.
- Michael Collins and Nigel Duffy. 2002. New ranking algorithms for parsing and tagging: Kernels over discrete structures, and the voted perceptron. In *Proceedings of the 40th Annual Meeting of the Association for Computational Linguistics*, pages 263–270.
- Jared R Curhan and Alex Pentland. 2007. Thin slices of negotiation: Predicting outcomes from conversational dynamics within the first 5 minutes. *Journal of Applied Psychology*, 92(3):802.
- Cristian Danescu-Niculescu-Mizil, Michael Gamon, and Susan Dumais. 2011. Mark my words! linguistic style accommodation in social media. In *Proceedings of the 20th international conference on World wide web*, pages 745–754.
- Jacob Devlin, Ming-Wei Chang, Kenton Lee, and Kristina Toutanova. 2018. Bert: Pre-training of deep bidirectional transformers for language understanding. *arXiv preprint arXiv:1810.04805*.
- Song Feng, Ritwik Banerjee, and Yejin Choi. 2012. Characterizing stylistic elements in syntactic structure. In *Proceedings of the 2012 joint conference on empirical methods in natural language processing and computational natural language learning*, pages 1522–1533.
- Howard Giles. 2016. Communication accommodation theory. *The international encyclopedia of communication theory and philosophy*, pages 1–7.
- Ken Gu and Akshay Budhkar. 2021. A package for learning on tabular and text data with transformers. In *Proceedings of the Third Workshop on Multimodal Artificial Intelligence*, pages 69–73.

- Patrick GT Healey, Matthew Purver, and Christine Howes. 2014. Divergence in dialogue. *PloS one*, 9(6):e98598.
- Masahiro Hoshida, Masahiko Tamura, and Yugo Hayashi. 2017. [Lexical entrainment toward conversational agents: An experimental study on top-down processing and bottom-up processing](#). In *Proceedings of the 5th International Conference on Human Agent Interaction*, HAI '17, page 189–194, New York, NY, USA. Association for Computing Machinery.
- Molly E Ireland and James W Pennebaker. 2010. Language style matching in writing: synchrony in essays, correspondence, and poetry. *Journal of personality and social psychology*, 99(3):549.
- Patrick Juola. 2008. *Authorship attribution*, volume 3. Now Publishers Inc.
- Maurits Kaptein, Deonne Castaneda, Nicole Fernandez, and Clifford Nass. 2014. Extending the similarity-attraction effect: The effects of when-similarity in computer-mediated communication. *Journal of Computer-Mediated Communication*, 19(3):342–357.
- Dan Klein and Christopher D Manning. 2003. Accurate unlexicalized parsing. In *Proceedings of the 41st annual meeting of the association for computational linguistics*, pages 423–430.
- Harold W Kuhn. 1955. The hungarian method for the assignment problem. *Naval research logistics quarterly*, 2(1-2):83–97.
- Claire Little, David Mclean, Keeley Crockett, and Bruce Edmonds. 2020. A semantic and syntactic similarity measure for political tweets. *IEEE Access*, 8:154095–154113.
- Yinhan Liu, Myle Ott, Naman Goyal, Jingfei Du, Mandar Joshi, Danqi Chen, Omer Levy, Mike Lewis, Luke Zettlemoyer, and Veselin Stoyanov. 2019. Roberta: A robustly optimized bert pretraining approach. *arXiv preprint arXiv:1907.11692*.
- Stephan Ludwig, Ko De Ruyter, Mike Friedman, Elisabeth C Brüggem, Martin Wetzels, and Gerard Pfann. 2013. More than words: The influence of affective content and linguistic style matches in online reviews on conversion rates. *Journal of Marketing*, 77(1):87–103.
- William W Maddux, Elizabeth Mullen, and Adam D Galinsky. 2008. Chameleons bake bigger pies and take bigger pieces: Strategic behavioral mimicry facilitates negotiation outcomes. *Journal of Experimental Social Psychology*, 44(2):461–468.
- Alessandro Moschitti. 2006. Making tree kernels practical for natural language learning. In *11th conference of the European Chapter of the Association for Computational Linguistics*.
- Kate G Niederhoffer and James W Pennebaker. 2002. Linguistic style matching in social interaction. *Journal of Language and Social Psychology*, 21(4):337–360.
- Partha Pakray, Sivaji Bandyopadhyay, and Alexander Gelbukh. 2011. Textual entailment using lexical and syntactic similarity. *International Journal of Artificial Intelligence and Applications*, 2(1):43–58.
- Kishore Papineni, Salim Roukos, Todd Ward, and Wei-Jing Zhu. 2002. Bleu: a method for automatic evaluation of machine translation. In *Proceedings of the 40th annual meeting of the Association for Computational Linguistics*, pages 311–318.
- Juan-Pablo Posadas-Duran, Grigori Sidorov, and Ildar Batyrshin. 2014. Complete syntactic n-grams as style markers for authorship attribution. In *Mexican International Conference on Artificial Intelligence*, pages 9–17. Springer.
- Sindhu Raghavan, Adriana Kovashka, and Raymond Mooney. 2010. Authorship attribution using probabilistic context-free grammars. In *Proceedings of the ACL 2010 conference short papers*, pages 38–42.
- Nils Reimers and Iryna Gurevych. 2019. [Sentence-BERT: Sentence embeddings using Siamese BERT-networks](#). In *Proceedings of the 2019 Conference on Empirical Methods in Natural Language Processing and the 9th International Joint Conference on Natural Language Processing (EMNLP-IJCNLP)*, pages 3982–3992, Hong Kong, China. Association for Computational Linguistics.
- David Reitter and Johanna D Moore. 2007. Predicting success in dialogue. In *Proceedings of 45th Annual Meeting of the Association for Computational Linguistics*, pages 808–815. Association for Computational Linguistics.
- David Reitter, Johanna D Moore, and Frank Keller. 2006. Priming of syntactic rules in task-oriented dialogue and spontaneous conversation. In *In Proceedings of the 28th Annual Conference of the Cognitive Science Society*.
- Kenji Sagae and Andrew Gordon. 2009. Clustering words by syntactic similarity improves dependency parsing of predicate-argument structures. In *Proceedings of the 11th International Conference on Parsing Technologies (IWPT'09)*, pages 192–201.
- Ruchita Sarawgi, Kailash Gajulapalli, and Yejin Choi. 2011. Gender attribution: tracing stylometric evidence beyond topic and genre. In *Proceedings of the fifteenth conference on computational natural language learning*, pages 78–86.
- Yanir Seroussi, Russell Smyth, and Ingrid Zukerman. 2011a. Ghosts from the high court’s past: Evidence from computational linguistics for dixon ghosting for mctiernan and rich. *University of New South Wales Law Journal*, The, 34(3):984–1005.

Yanir Seroussi, Ingrid Zukerman, and Fabian Bohnert. 2011b. Authorship attribution with latent dirichlet allocation. In *Proceedings of the fifteenth conference on computational natural language learning*, pages 181–189.

Svetlana Stoyanchev and Amanda Stent. 2009. Lexical and syntactic adaptation and their impact in deployed spoken dialog systems. In *Proceedings of Human Language Technologies: The 2009 Annual Conference of the North American Chapter of the Association for Computational Linguistics, Companion Volume: Short Papers*, pages 189–192.

Chenhao Tan, Vlad Niculae, Cristian Danescu-Niculescu-Mizil, and Lillian Lee. 2016. Winning arguments: Interaction dynamics and persuasion strategies in good-faith online discussions. In *Proceedings of the 25th international conference on world wide web*, pages 613–624.

Yla R Tausczik and James W Pennebaker. 2010. The psychological meaning of words: Liwc and computerized text analysis methods. *Journal of language and social psychology*, 29(1):24–54.

Esko Ukkonen. 1985. Algorithms for approximate string matching. *Information and control*, 64(1-3):100–118.

Robert A Wagner and Michael J Fischer. 1974. The string-to-string correction problem. *Journal of the ACM (JACM)*, 21(1):168–173.

Christopher G Wetzel and Chester A Insko. 1982. The similarity-attraction relationship: Is there an ideal one? *Journal of Experimental Social Psychology*, 18(3):253–276.

Thomas Wolf, Lysandre Debut, Victor Sanh, Julien Chaumond, Clement Delangue, Anthony Moi, Pierric Cistac, Tim Rault, Rémi Louf, Morgan Funtowicz, et al. 2020. Transformers: State-of-the-art natural language processing. In *Proceedings of the 2020 conference on empirical methods in natural language processing: system demonstrations*, pages 38–45.

Yi Yang, Wen-tau Yih, and Christopher Meek. 2015. [WikiQA: A challenge dataset for open-domain question answering](#). In *Proceedings of the 2015 Conference on Empirical Methods in Natural Language Processing*, pages 2013–2018, Lisbon, Portugal. Association for Computational Linguistics.

Meishan Zhang, Zhenghua Li, Guohong Fu, and Min Zhang. 2019a. [Syntax-enhanced neural machine translation with syntax-aware word representations](#). In *Proceedings of the 2019 Conference of the North American Chapter of the Association for Computational Linguistics: Human Language Technologies, Volume 1 (Long and Short Papers)*, pages 1151–1161, Minneapolis, Minnesota. Association for Computational Linguistics.

Tianyi Zhang, Varsha Kishore, Felix Wu, Kilian Q Weinberger, and Yoav Artzi. 2019b. Bertscore: Evaluating text generation with bert. In *International Conference on Learning Representations*.

A Formalizing FastKASSIM

The Label-based Tree Kernel recursively computes Δ_{lb} across all n_1, n_2 pairs in parse trees P_1, P_2 . The time complexity of $\Delta_{lb}(n_1, n_2)$ has a ceiling of $O(L_1^h \times L_2^h)$, where L_i^h is the number of nodes at height h for a tree rooted at n_i , and h is the minimum height between the two trees. In the worst case scenario, Δ_{lb} of a fully uncached pair n_i, n_j results in recursive calls at every depth level. Δ_{lb} is computed for each node pair, so the ceiling of the tree kernel runtime is $O(NM)$, where N, M is the total number of nodes in P_1 and P_2 , respectively.¹⁰

$O(NM)$ is a ceiling assuming the worst-case, where the labels are the same at each comparison, requiring full recursion. Let us consider there to be k shared labels in a pair of parse trees.

In each parse tree P_1, P_2 , there will be $C_i^{(1)}, C_i^{(2)}$ connected components, one for each shared label $i \in [1, k]$, where a connected component consists of connected nodes with the same label. Out of the $C_i^{(1)}$ components in parse tree P_1 , let $N_{i,j}^{(1)}$ be the size of each individual component j . So, for label $i = 1$, the number of comparisons follows:

$$O \left(\sum_{l=1}^{C_1^{(1)}} \sum_{m=1}^{C_1^{(2)}} N_{1,l}^{(1)} N_{1,m}^{(2)} \right)$$

which represents iterating through every pair of the $C_1^{(1)} \times C_1^{(2)}$ possible pairs of connected components and computing LTK. Then, for k shared labels, the worst-case runtime (i.e. the connected components do not form shared subtrees), we have equation 1:

$$O \left(\sum_{i=1}^k \sum_{l=1}^{C_i^{(1)}} \sum_{m=1}^{C_i^{(2)}} N_{i,l}^{(1)} N_{i,m}^{(2)} \right) = O \left(\sum_{i=1}^k N_i^{(1)} N_i^{(2)} \right) \quad (1)$$

where $N_i^{(1)}, N_i^{(2)}$ are the total number of nodes that have label i in P_1, P_2 respectively. However, recall from Algorithm 2 that LTK only iterates through pairs that share the same label; it does not matter

¹⁰Note that this is only possible due to Δ_{lb} caching the repetitive computations when iterating over node pairs.

if the connected components themselves are intertwined. Then, further simplifying this term we have equation 2:

$$O\left(\sum_{i=1}^k N_i^{(1)} N_i^{(2)}\right) = O(S_{12}) \quad (2)$$

where S_{12} is simply the total number of pairs in P_1, P_2 that have the same label. When all nodes have the same label, $S_{12} = NM$, consistent with the observed runtime ceiling.

A.1 Scaling with Node Pairings (NM)

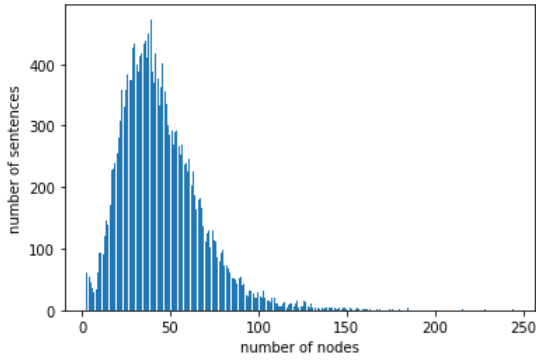


Figure 6: Statistics of Parse Trees in WikiQA

We first examine the relationship between LTK and NM , the number of possible node pairings, using the WikiQA corpus (Yang et al., 2015), a public dataset containing annotated question and answer pairs written in English. This dataset is chosen in order to compare FastKASSIM and CASSIM on well-structured text, and because of the ability to extract clean sentences of various length, which is crucial in determining NM . The experiment utilized 20,347 answer sentences from the WikiQA training set. We compute the parse trees prior to computing the runtimes of Edit Distance and LTK. Statistics of parse trees from the WikiQA-train corpus are shown in Figure 6.

As the corpus is rather large, we consider sentences with fewer than 30 nodes, which resulted in a total of 16,591,680 possible pairings. Then, pairings are grouped by the product of their nodes $N \times M$. For each value of $N \times M$, we track the cost of computing both the Edit Distance and LTK for all pairings if there are less than 10 pairs, or randomly sample 10 pairs if there are more. The average runtime for both Edit Distance and LTK for each value of $N \times M$ are shown in Figure 7.

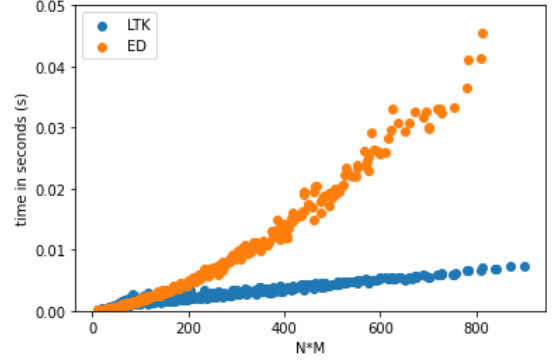


Figure 7: Runtime Comparison of Edit Distance (ED) and Label-based Tree Kernel (LTK) on WikiQA with varying NM (product of parse tree sizes).

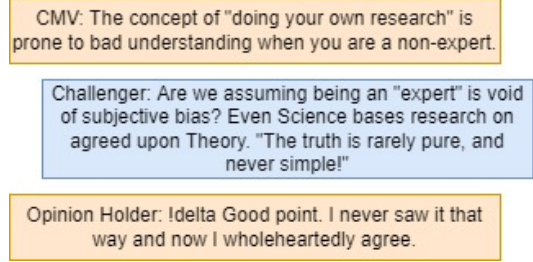


Figure 8: An example of a thread on CMV. The OP presents a set of arguments defending their opinion (orange, top), inviting challengers to contest their opinion (blue). The OP acknowledged their opinion has been changed by assigning a delta (orange, bottom).

B Persuasiveness of Syntactic Similarity: Additional Context

B.1 CMV Background

We investigate the role of syntax in persuasive arguments in the r/ChangeMyView¹¹ community (CMV) on Reddit. CMV users come in "good faith" that they are open to changing their view on a controversial topic. They write an original post describing an opinion and allow "challengers" to comment on their post and attempt to change their opinion. If their opinion is changed, the original poster (OP) will indicate this by assigning a "delta" (by typing either "!delta" or Δ in response to the persuasive comment). An OP may choose to present a rebuttal to a challenger, openly disagree with a challenger, or simply ignore a challenger (e.g., Figure 8). All Reddit users use anonymous aliases, unless they explicitly disclose their identity.

Earlier work found positive relationships between *behavioral mimicry* (mirroring behaviors) and in-person *negotiations* (Curhan and Pentland,

¹¹<https://www.reddit.com/r/changemyview/>

2007; Maddux et al., 2008). Yet, Healey et al. (2014) found that in general spoken conversations, peoples’ syntactic patterns diverged from each other. We thus investigate the hypothesis that as a challenger on CMV continues to *engage* in an argument with an OP, their syntactic communication styles may begin to converge in order to “optimize for social differences.” Additionally, we hypothesize that challengers who utilize similar syntactic patterns, whether intentionally or not, may be more persuasive.

B.2 Dataset

We use the CMV dataset consisting of 18,363 posts and 1,114,533 comments written in English and collected by Tan et al. (2016). As in Tan et al. (2016), we examine discussion trees with at least 10 replies from challengers and at least one OP reply, in order to focus on discussions with “non-trivial” amounts of engagement. We also filter out posts which receive more than 10,000 comments in order to reduce noise from “outsiders” in cases where a post goes viral. When a challenger comments on an original post, it starts a “thread,” with the original post (OP’s opinion) taking on the root, index 0, and the challenger’s comment taking on index 1. Each additional comment made in reply extends the thread. We are interested in syntactic accommodation, so we only consider threads that consist of conversations between the OP and a single challenger to eliminate confounders. These preprocessing steps results in a final dataset consisting of 15,986 posts.

B.3 Discussion & Implications

In Section 5.1, we found two very statistically significant relationships between syntactic similarity and persuasive arguments. First, arguments that eventually lead to deltas tend to be more syntactically similar to original opinions compared to arguments that do not. Second, the arguments that are the most syntactically similar to original opinions actually were nearly twice as likely to receive deltas than the least syntactically similar arguments. Altogether, this may imply that syntactically similar arguments are more persuasive. This idea is supported by the rich body of work suggesting that similarity and communicative familiarity leads to improved social and conversational outcomes (Curhan and Pentland, 2007; Giles, 2016; Kaptein et al., 2014; Maddux et al., 2008; Wetzel and Insko, 1982).