

On the Pitfalls of Batch Normalization for End-to-End Video Learning: A Study on Surgical Workflow Analysis

Dominik Rivoir^{1,2}, Isabel Funke^{1,2}, and Stefanie Speidel^{1,2}

¹ Department of Translational Surgical Oncology,
National Center for Tumor Diseases (NCT), Dresden, Germany

² Centre for Tactile Internet (CeTI), TU Dresden, Germany
`dominik.rivoir@nct-dresden.de`

Abstract. Batch Normalization’s (BN) unique property of depending on other samples in a batch is known to cause problems in several tasks, including sequential modeling, and has led to the use of alternatives in these fields. In video learning, however, these problems are less studied, despite the ubiquitous use of BN in CNNs for visual feature extraction. We argue that BN’s properties create major obstacles for training CNNs and temporal models end to end in video tasks. Yet, end-to-end learning seems preferable in specialized domains such as surgical workflow analysis, which lack well-pretrained feature extractors. While previous work in surgical workflow analysis has avoided BN-related issues through complex, multi-stage learning procedures, we show that even simple, end-to-end CNN-LSTMs can outperform the state of the art when CNNs without BN are used. Moreover, we analyze in detail when BN-related issues occur, including a “cheating” phenomenon in surgical anticipation tasks. We hope that a deeper understanding of BN’s limitations and a reconsideration of end-to-end approaches can be beneficial for future research in surgical workflow analysis and general video learning.

Keywords: Batch Normalization · Video · End-to-end · Surgical Workflow · Phase Recognition · Anticipation · BatchNorm.

1 Introduction

Batch Normalization (BatchNorm/BN) [24] is a highly effective regularizer in visual recognition tasks and is ubiquitous in modern Convolutional Neural Networks (CNNs) [18,48,49]. It is, however, also considered a source for silent performance drops and bugs due to its unique property of depending on other samples in the batch and the assumptions tied to this [7,55,56]. Most notably, BatchNorm assumes that batches are an approximation of the training data and only performs well when batches are large enough and sampled i.i.d. [24,56].

This generally does not hold for sequence learning, where batches contain highly correlated, sequential samples, and has led to the use of alternatives

such as LayerNorm (LN) [3] in sequential language models [53]. In video learning, however, BatchNorm has been discussed and studied less.

In video learning, a CNN is typically used to extract image- or clip-wise features that are aggregated by a temporal model over time. This works well when a pretrained CNN can be used as off-the-shelf feature extractor, e.g. [8], and only the temporal model is optimized [1,13,22,25,30,42,54,60]. However, in specialized domains such as surgical video, well-pretrained CNNs may not be available, meaning that the CNN needs to be finetuned, either in a 2-stage [4,16,29,38,39,61] or in an end-to-end (E2E) training setting. The latter seems preferable since visual and temporal features can be learned jointly and in a more complete context, but BN layers in CNN backbones may cause problems.

We hypothesize that BN’s problems with correlated, sequential samples have silently caused research in video-based surgical workflow analysis to head into a sub-optimal direction. Although CNN backbones generally require finetuning in surgical video tasks, methods where backbone and temporal model are trained end to end are rare. Instead, complex, multi-stage training procedures have lately emerged as the state of the art, where each model component (CNN, LSTM [20], TCN [13], Attention layers [53], etc.) is trained individually. The focus has shifted towards developing more sophisticated temporal models to operate on extracted image features similar to the natural-video domain. We argue, however, that even simple CNN-LSTM models can outperform these methods when BN-less backbones are used and the model is trained end to end.

We investigate BatchNorm’s pitfalls in end-to-end video learning for two surgical workflow analysis tasks: *surgical phase recognition* [50] and *instrument anticipation* [41]. Two crucial properties of workflow tasks like these are (a) data looks very different from natural images (Fig. 1) and (b) they require visual reasoning in a temporal context. Our contributions can be summarized as follows:

1. To the best of our knowledge, we are the first to extensively analyze the problems of BatchNorm in the context of end-to-end video learning.
2. In a detailed literature review, we show how the state of the art in surgical workflow analysis has avoided BN-related problems by designing complex and cumbersome training strategies.
3. We analyze, in detail, the problems that arise from end-to-end training with batch-normalized models and show that simple CNN-LSTMs without BatchNorm outperform the state of the art in surgical phase recognition.
4. Further, we demonstrate that BatchNorm can “cheat” surgical anticipation tasks by accessing future frames through batch statistics during training, which prevents the model from learning useful features.

2 Background & Related Work

2.1 Batch Normalization and Beyond

Batch Normalization [24] has become very popular and is used in almost all modern CNN architectures. It is assumed to have a regularizing effect, improve

convergence speed and enable training of deeper networks [5,11,21]. In BatchNorm, features x are standardized estimating the channel-wise mean and variance and then transformed using an affine function with learnable parameters γ, β . Formally, $BN(x) = \gamma \frac{x - E(x)}{\sqrt{Var(x) + \epsilon}} + \beta$, where $E(x)$ and $Var(x)$ are the mean and variance estimates calculated from the current batch during training. During inference, when the concept of batches is generally not applicable anymore, a running average of the training values of $E(x)$ and $Var(x)$ is used to estimate the global dataset statistics.

Despite BN’s popularity and previous success, it has major disadvantages. Firstly, it has different behavior during training and inference, which can lead to drops in performance when batch statistics are poor estimates of global statistics. BN has shown to perform poorly with small batch sizes [55] (e.g. object detection) or when batch statistics have high variance during training [3] (e.g. reinforcement learning, temporal modeling). Secondly, its unique property of depending on the entire batch can lead to hidden mistakes if not handled with care. In applications such as contrastive learning [19], where samples within a batch are correlated, BN can “cheat” during training and thus not learn meaningful representations. In sequence modeling, both issues are highly problematic and have lead to the use of alternative normalization layers in language models [3,53].

There have been several works investigating the problems of BN [7,35,55,56]. BatchRenorm [23] and MABN [57] are extensions of BatchNorm which aim at reducing the dependence on batches and therefore the train-test discrepancy. Multiple alternative normalization layers have been proposed which only operate on single samples [3,32,33,43,46,52,55], like GroupNorm [55] or LayerNorm [3]. Recently, Wu et al. [56] discussed various problems of BN in visual learning, including the presence of correlated samples in batches and the “cheating” phenomenon in contrastive learning. Its consequences for video learning, however, are only touched briefly. Finally, several CNN architectures without BN have been proposed. Brock et al. [7] discuss the disadvantages of BN in detail and propose NFNet, a class of normalizer-free networks which at the time achieved state-of-the-art performance on ImageNet [31]. The models, however, require custom optimizers and are sensitive to hyperparameter choices. More recently, Liu et al. [34] introduced ConvNeXt, a class of CNNs which match the performance of larger Vision Transformers [12]. ConvNeXt replaces BatchNorm with LayerNorm although this was not a main focus of the paper.

2.2 Surgical Workflow Analysis

Surgical Workflow Analysis (SWA) [37] is a broad set of tasks which aim at understanding the sequence of events during a surgery and their interrelations based on recorded or live videos. The overall goal is to provide context-aware computer assistance during surgery [36]. SWA covers a wide range of common computer vision problems including temporal segmentation (e.g. surgical phase recognition [50]), dense frame-wise regression (e.g. anticipating instrument usage [41] or procedure duration [51]) or video classification (e.g. early surgery type

Table 1: Overview of previous approaches for video-based surgical workflow tasks. Several partially end-to-end approaches (*orange*) which require pretraining have been proposed. Recent research has favored multi-stage approaches where CNNs are trained on images only and used as fixed feature extractors

Methods	BN	End-to-end	Train stages	Remarks
AL-DBN [6], Rivoir et al. [41]	✗	✓	1	AlexNet backbone (<i>non-SOTA</i>)
SV-RCNet [12], MTRCNet [27]	✓	✓	2	<i>large batches of short sequences</i> for end-to-end CNN-LSTM training
TMRNet [28], LRTD [44]	✓	✓	2	SV-RCNet + attention module (<i>large batches of short sequences</i>)
CataNet [38]	✓	✓	4	<i>4 training stages for CNN-LSTM</i> BN deactivated during end-to-end training
TransSVNet [16], TeCNO [9] and others [2,10,39,59,61,62,63]	✓	✗	2-3	<i>individual training of each model component</i> (CNN/LSTM/TCN/Transformer)
Proposed	✗	✓	1	SOTA w/ simple CNN-LSTM by avoiding BN

recognition [29]). Workflow tasks are inherently video-based as they require understanding of sequences of events which have occurred until the current time point and often require memorizing long-range dependencies.

Most approaches to surgical workflow tasks combine a CNN for frame-wise feature extraction with a temporal model (e.g. LSTM, TCN or Attention) for aggregation over time. In the following, we discuss different learning strategies which have emerged for surgical workflow tasks and how they were possibly influenced by BN-related problems. Table 1 provides an overview of our findings.

Early methods completely avoid BN-issues by using backbones without Batch-Norm. End-to-end CNN-LSTM models with AlexNet [31] and VGG [45] backbones have been proposed for phase recognition [6,58], anticipation [41], duration prediction [40,58], early surgery type prediction [29] and occlusion detection [4]. All approaches use long training sequences of several minutes. However, results are not competitive due to the use of weaker, now outdated backbones.

SV-RCNet [26] and MTRCNet [27] are two examples of end-to-end ResNet-LSTM models for phase recognition. However, to minimize the discrepancy between batch and global statistics, training sequences are only 10 frames long (2 and 10 seconds, respectively) and processed in large batches of 100 sequences. TMRNet [28] and LRTD [44] extend SV-RCNet with attention blocks to learn long-range dependencies. Still however, sequences of only 10 frames are trained end to end. CataNet [38] proposes a complex, 4-stage learning process for ResNet-LSTMs to predict surgery duration. In the first two stages, ResNet and LSTM are trained separately, followed by an end-to-end stage and repeated finetuning of the LSTM. In the end-to-end stage, long-sequence learning is only possible because BN is deactivated and global statistics obtained from the ResNet pre-training stage are used instead.

More recently, research has shifted towards designing more sophisticated temporal models on pretrained visual features, thus circumventing possible BN-issues. Here, a CNN is first trained on randomly sampled image batches, followed by a temporal model trained on the extracted visual features. Methods in

this style have been proposed for phase recognition [9,10,16,59,62,63], duration prediction [2], tracking [39] or anticipation [61]. Most notably, TeCNO [9], a MS-TCN [13] trained on ResNet features, is the popular approach for 2-stage learning and Trans-SVNet [16], a 3-stage method which trains a Transformer model on TeCNO features, is the current state of the art in surgical phase recognition.

Although BatchNorm has possibly influenced the move towards complex, multi-stage or short-range models, its issues have rarely been discussed. Yengera et al. [58] selected AlexNet for efficiency reasons. Kannan et al. [29] simply state that VGG outperformed ResNet, but not whether this may be due to BatchNorm. The authors of SV-RCNet [26] do not elaborate on their choice of short sequences (10 frames/2 seconds) despite large batch sizes. Nwoye et al. [39] justify their 2-stage approach through “fair comparison”. And the authors of CataNet [38] deactivate BN in their public code repository³ but do not discuss this in the paper. Rivoir et al. [41] briefly mention BatchNorm’s “cheating” to justify their choice of an AlexNet backbone for instrument anticipation.

2.3 Action Segmentation & Anticipation in Natural Videos

We analyze surgical phase recognition and instrument anticipation which are closely related to natural-video action segmentation and anticipation.

In the natural-video domain, however, models avoid BatchNorm during temporal learning by almost exclusively relying on pretrained visual features [8] in both action segmentation [13,22,25,54,60] and anticipation [1,14,15,30,42]. Whether this development can be attributed to computational costs, the effectiveness of pretrained models in the natural domain or possibly also to BatchNorm’s properties is not clear, but is possibly worth investigating.

For example, Sener et al. [42] indicate limitations of pretrained visual features for action anticipation by showing a large performance gap compared to using ground-truth observed actions as input. Further, the only end-to-end anticipation model for natural video of which we are aware (AVT [17]) does not use BatchNorm as it is entirely Transformer-based. Although not mentioned as motivation for this model choice, a BN-based backbone would likely have caused both train-test discrepancy and “cheating” since single-sequence batches are used.

3 Making End-to-End Video Learning Work

We analyze the impact and problems of BatchNorm during end-to-end video learning on two surgical workflow tasks. *Surgical phase recognition*, a dense temporal segmentation task, is the most studied task in this field and we use it to analyze problems which may generally apply to video learning. Secondly, we demonstrate BatchNorm’s “cheating” phenomenon in anticipation tasks using the less-studied workflow task of *anticipating surgical instrument usage* (Fig. 1).

³ https://github.com/aimi-lab/catanet/blob/main/train_rnn.py#L179

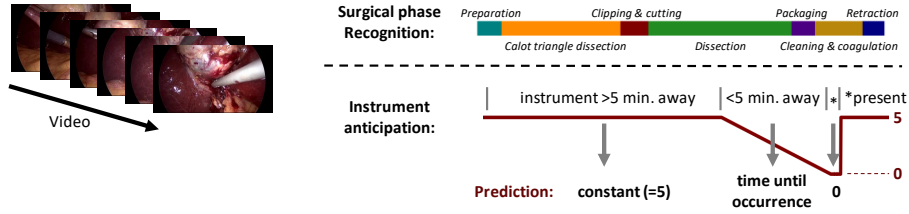


Fig. 1: The two investigated surgical workflow tasks: *surgical phase recognition* and *anticipation of surgical instrument usage* on the Cholec80 dataset [50]

3.1 Proposed End-to-End Learning Strategies

Our main assumption is that end-to-end learning of visual-feature backbone and temporal model is generally favorable for video tasks. Thereby, maximizing the length of training sequences should also be beneficial to provide the longest temporal context possible to the model during training. Hence, we propose the following simple and intuitive training strategy for CNN-LSTM models:

1. Optimize the model end-to-end in a single training stage
2. Use fully-sequential batches (i.e. 1 sequence per batch) to maximize the length of training sequences for the given memory constraints
3. *Optionally:* Select batches by traversing training videos sequentially. This way, the LSTM’s detached hidden state can be carried across batches to provide more temporal context during training
4. *Optionally:* Freeze bottom layers of the backbone to increase the length of training sequences further

3.2 Problems of BatchNorm with Sequential Batches

These learning strategies are, however, not used in current research since they are not effective in combination with BatchNorm. Two major problems are:

1. Since images within a batch are highly correlated, training batch statistics differ from the running-average global statistics used during inference. This leads to different feature distributions at test time and can cause performance drops. This is potentially problematic in any video task.
2. BatchNorm can “cheat” certain objectives by learning patterns from correlated samples in a batch. E.g. in *instrument anticipation* the presence of an instrument may be captured in the batch statistics. In this case, also previous frames in the batch can use the information from the batch statistics to easily anticipate the instrument’s later occurrence. Thus, the model only has to learn to *recognize* the instrument to solve anticipation during training, but will fail during inference because it has not learned useful features. This “cheating” phenomenon is most obvious in anticipation but might also happen in more subtle ways in other tasks.

BatchNorm’s requirement of diverse batches can be fulfilled by including several, randomly drawn sequences in one batch (e.g. SV-RCNet [26]). However, this comes at the cost of shortening the individual training sequences in order to adhere to the overall memory limits. This also complicates things like carrying hidden states of LSTMs across batches and can thus impair performance.

3.3 Disadvantages of Multi-stage Learning

BN-related issues can be avoided by using multi-stage training procedures where backbones are trained on randomly sampled image batches. While the majority of research in surgical workflow analysis [2,10,9,16,39,59,61,62,63] has opted for this strategy, it has several disadvantages.

Firstly, it increases the number of hyperparameters since learning rate, number of epochs etc. have to be tuned for each training stage. Secondly, when backbone and temporal model are trained on the same data, overfitting on the image task can cause the temporal model to not learn useful features anymore. For example, we found early stopping of the ResNet pretraining crucial to reproduce TeCNO [9] results. Lastly and most importantly, pretraining on single frames changes the dynamics of the task and cannot guarantee features that are suitable for the target task. A certain visual feature might only be relevant to the task in combination with a previous event. If the backbone does not learn to capture this feature during pretraining, this information is lost and cannot be recovered in the subsequent temporal-modeling stage.

3.4 Alternative Backbones without BatchNorm

We enable fully-sequential, end-to-end learning by simply replacing the popular ResNet50 backbone with existing CNNs without BatchNorm. We use a ResNet50 with GroupNorm [55] for fair comparison with BN-based ResNets as well as the more recent ConvNeXt-T [34], which uses LayerNorm [3] and is of comparable size to ResNet50. Both models are pretrained on ImageNet-1k [31].

3.5 Data, Tasks & Implementation Details

We perform all our experiments on the widely-used *Cholec80 dataset* [50], which consists of 80 recorded gallbladder removals (cholecystectomies). Videos are between 12 and 100 minutes long with a mean duration of ca. 38 minutes and contain frame-wise labels of 7 instruments and 7 surgical phases.

Surgical phase recognition is a temporal segmentation task with dense, non-overlapping segments [50]. We use cross entropy as the loss and the mean video-wise accuracy for evaluation. F1 scores are added in the supplemental material.

Our second task, *anticipation of instrument usage*, is a dense, frame-wise regression task. At each time point, the objective is to predict the remaining time until occurrence of an instrument within a horizon of 5 minutes. Outside of this horizon, a constant should be predicted (see Fig. 2a). We follow the

recently proposed task formulation [41]. We use the Smooth-L1 loss and report the weighted mean absolute error (wMAE) as our main metric, where errors inside and outside the horizon are weighted equally to counteract imbalances.

For both tasks, we extract frames at 1 fps and use the first 40 videos for training, 8 for validation and 32 for testing as proposed by TeCNO [9]. Only for the state-of-the-art comparison in phase recognition, we retrain models on a 32/8/40 split from Trans-SVNet [16]. Models with the best validation score (*accuracy/wMAE*) are selected for testing. Each training run is repeated 3 times. More details regarding training, networks, hyperparameters and complete scores with standard deviation can be found in the supplementary material.

4 Experiments

We provide a comprehensive and detailed analysis of how BatchNorm affects end-to-end video learning. Specifically, we show the advantage of end-to-end over 2-stage learning (*Hypothesis 1*), longer training sequences (*Hypothesis 2*) and carrying hidden states across batches (*Hypothesis 3*) and how this can fail using BN-based backbones. We also discuss how freezing backbone layers can alleviate BN-issues (*Hypothesis 4*) and position our proposed models within the state of the art of surgical phase recognition (*Hypothesis 5*).

We show BN’s potential to “cheat” (*Hypothesis 6*) and provide evidence that this happens in surgical instrument anticipation (*Hypothesis 7*). Finally, we compare our models to previous anticipation approaches (*Hypothesis 8*).

4.1 Surgical Phase Recognition

Hypothesis 1: End-to-end outperforms 2-stage training, but not with BatchNorm. We argue that end-to-end learning is generally preferable over 2-stage approaches but fails when the backbone contains BatchNorm. To demonstrate this, we train CNN-LSTM models with three different backbones (Resnet50-BN, ResNet50-GN and ConvNeXt-T). Models are trained on sequential batches of 64 frames, videos are traversed sequentially during training and the LSTM’s detached hidden state is carried across batches. For comparison, we train each backbone in a 2-stage process with an LSTM or causal MS-TCN and follow TeCNOs training procedure [9].

Fig. 2a shows that end-to-end models outperform all 2-stage approaches when using a backbone without BatchNorm. Only the BN-based ResNet50, which is used in almost all previous workflow methods, completely fails. This is likely caused by batch statistics of sequential batches not matching the global dataset statistics. However, BN-based backbones perform slightly better than Group-Norm and ConvNeXt in the 2-stage setting, demonstrating ResNet’s effectiveness when BN-issues can be avoided. Nevertheless, end-to-end learning seems to be favorable over the recently popular 2-stage approaches, even with TCNs.

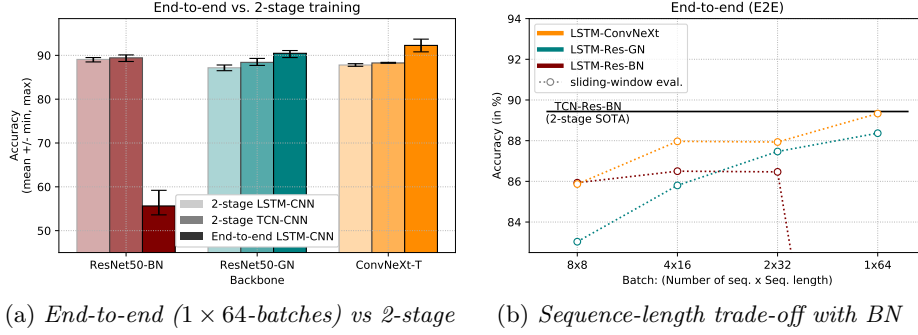


Fig. 2: *Phase Recognition*: (a) Using BN-less backbones, end-to-end CNN-LSTMs outperform 2-stage LSTMs and TCNs. Only the widely-used ResNet50 with BN fails. (b) While longer sequences improve BN-less models, BN in ResNet50 backbones requires careful selection of the number of sequences per batch before performance drops.

Hypothesis 2: BatchNorm causes trade-off between sequence length and batch diversity. As seen above, BN models fail when using sequential batches. A possible solution is to randomly sample multiple shorter sequences per batch as proposed in SV-RCNet [26]. We test this strategy for end-to-end CNN-LSTMs using 1-8 sequences in batches with a total size of 64 frames. Since sequences are randomly sampled from the training set, carrying the hidden state is not straightforward. Hence, we follow SV-RCNet [26] and reset hidden states after each sequence during training and evaluate models with a sliding window such that the LSTM processes sequences of the same length at train and test time.

One would expect longer training sequences to generally improve performance in phase recognition and the BN-less models support this hypothesis (Fig. 2b). In BN-models, however, there exists a trade-off. A batch of many short sequences approximates the global statistics well but does not give the model enough temporal context. Batches of fewer, longer sequences again fail due to the discrepancy of batch and global statistics. Fig. 2b shows how the BN-based backbone outperforms its GroupNorm counterpart for short sequences but collapses with longer ones and eventually cannot reach the performance of the fully-sequential, BN-less models. However, note that by adopting SV-RCNet’s hidden-state handling, none of the methods outperform TeCNO’s 2-stage approach.

Hypothesis 3: BatchNorm forces train-test discrepancy in LSTMs. As seen in Fig. 2b, SV-RCNet’s short training sequences and sliding-window evaluation (dotted line) does not perform well compared to 2-stage models. This is likely due to the short temporal context seen by the LSTM. Simply carrying the hidden state across the entire video during inference already provides a clear performance boost without changing the training strategy (Fig. 3a, solid vs. dotted line). Yet, this is an unexpected result since the LSTM accumulates hidden states over much longer time periods at test time compared to training time,

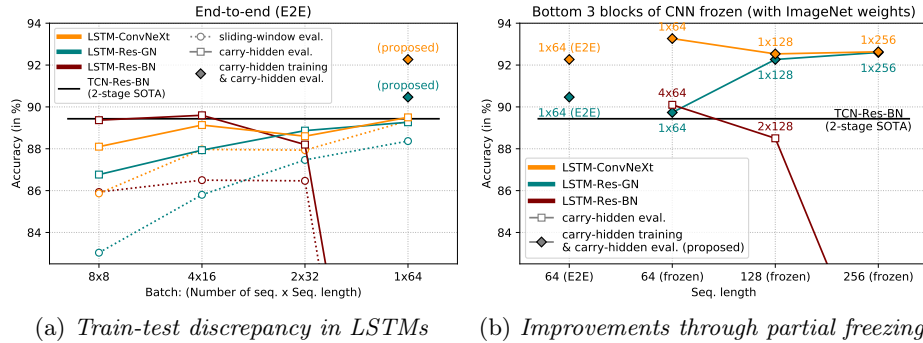


Fig. 3: *Phase Recognition*: (a) Carrying hidden state through entire videos at test time improves models. By also doing this during training, train-test discrepancy is removed and models improve further. In BN-models, however, is not straightforward. (b) BN-models improve by freezing backbone blocks and thus increasing training sequences while maintaining batch diversity. However, freezing also enables longer sequences in BN-less models, which eventually outperform BN

which could cause unpredictable behavior. We assume that the advantage of longer temporal context outweighs the train-test discrepancy here.

Still, avoiding discrepancies is generally desirable. Thus, carrying the hidden state across entire videos also during training might be favorable. This finally brings us back to the training strategy proposed earlier: Traversing videos in fully-sequential batches and carrying detached hidden states across entire videos. With this approach (Fig. 3a, *diamonds*), BN-less models clearly outperform 2-stage as well as other end-to-end approaches. In BN-models, this learning strategy is not implementable in a straightforward way since it requires selecting batches sequentially through each video, which violates the i.i.d. requirement. Therefore, the train-test discrepancy remains.

Note, however, that we do not claim that the proposed video-traversing strategy is always optimal for video learning. In other tasks, the strong correlation between subsequent batches might not be ideal with respect to stochastic gradient descent, which generally favors randomly shuffled training data. Still, we argue that BatchNorm restricts the number of possible training options.

Hypothesis 4: Freezing backbone layers can improve BN-models, but also their BN-less counterparts. As argued before, the trade-off between sequence length and batch diversity is a disadvantage of BN-based models. By freezing parts of the CNN backbones, sequence lengths can be increased while maintaining the same number of sequences. Hence, we freeze the bottom three blocks of all backbones and retrain each model with sequence lengths of 64, 128 and 256. For BN-less models, we choose the sequential, video-traversing strategy, while we randomly sample multiple sequences for BN-models (Fig. 3b).

Table 2: State of the art in surgical phase recognition on Cholec80 [50]. Scores (mean+std. over videos) which outperform state of the art are highlighted (**bold**)

Method	Details	Accuracy (relaxed)	Precision (relaxed)	Recall (relaxed)	Jaccard (relaxed)
SV-RCNet [26]	(E2E/100x10/sliding eval.)	85.3(± 7.3)	80.7(± 7.0)	83.5(± 7.5)	-
TeCNO [9]	(2 stages)	88.6(± 7.8)	86.5(± 7.0)	87.6(± 7.6)	75.1(± 6.9)
TMRNet [28]	(E2E/2 stages)	89.2(± 9.4)	89.7(± 3.5)	89.5(± 4.8)	78.9(± 5.8)
TMRNet [28]	(w/ ResNeSt)	90.1(± 7.6)	90.3(± 3.3)	89.5(± 5.0)	79.1(± 5.7)
Trans-SVNet [16]	(3 stages)	90.3(± 7.1)	90.7(± 5.0)	88.8(± 7.4)	79.3(± 6.6)
<i>Ours</i>					
LSTM-Res-BN	(E2E/4x16/sliding eval.)	87.5(± 7.7)	85.8(± 6.8)	86.3(± 5.5)	73.1(± 8.5)
LSTM-Res-BN	(E2E/4x16)	90.3(± 7.1)	88.9(± 6.1)	88.2(± 6.2)	77.5(± 8.5)
LSTM-Res-BN	(frozen/4x64)	91.3(± 6.9)	89.4(± 7.0)	89.8(± 6.4)	79.8(± 9.2)
LSTM-Res-GN	(E2E/1x64)	91.4(± 7.8)	88.5(± 5.5)	88.8(± 9.0)	78.9(± 9.7)
LSTM-Res-GN	(frozen/1x256)	93.1(± 5.4)	89.2(± 7.5)	88.9(± 9.6)	80.2(± 11.7)
LSTM-ConvNeXt	(E2E/1x64)	92.4(± 6.9)	90.8(± 4.6)	90.4(± 5.4)	82.0(± 7.9)
LSTM-ConvNeXt	(frozen/1x256)	93.5(± 6.5)	91.0(± 5.0)	90.8(± 9.5)	82.9(± 10.1)

We observe that by freezing layers, BN-models with four 64-frame sequences match the performance of its end-to-end GN counterpart. However, with increasing sequence lengths, BN collapses again while the GN-model improves further.

Hypothesis 5: Simple end-to-end CNN-LSTMs achieve state-of-the-art performance. Finally, we compare our proposed approaches (end-to-end and partial freezing) to the state of the art in phase recognition. We follow previous work [16,26,28] and retrain and evaluate on data splits and metrics proposed by the *M2CAI 2016 Challenge* [47,50]. They propose variants of common metrics with relaxed boundaries, i.e. errors at phase transitions are ignored under certain conditions. Table 2 summarizes our results.

First, we observe that GroupNorm-based approaches still clearly outperform the 2-stage method TeCNO in all metrics. They even outperform the state of the art in accuracy and match or exceed it in Jaccard scores. The ConvNeXt-based models outperform all methods in all metrics. However, the newer ConvNeXt backbone is not necessarily comparable to the ResNet backbones used in previous research. Nevertheless, this indicates that improving visual-feature learning in simple end-to-end approaches might be more effective than designing more complex temporal models on sub-optimal visual features.

Finally, we look at the performance of BN-based end-to-end models. By using SV-RCNet’s sliding-window evaluation, they achieve subpar performance below TeCNO but already outperform it by carrying hidden states at test time. By freezing backbone layers, BN-based CNN-LSTMs also achieve state-of-the-art results and match the 64-frame, end-to-end GN-model. Performance of ConvNeXt- or 256-frame GN-models is however not reached. This shows that, with careful design and tricks such as freezing layers, BN-models can still be effective. Nevertheless, models without BatchNorm enable simpler and a wider range of training procedures and typically perform better by enabling longer training sequences.

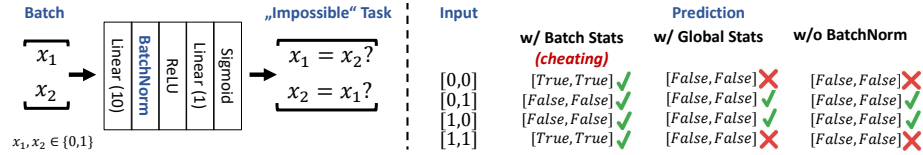


Fig. 4: Impossible toy task to illustrate “cheating” with BN: *predicting whether the input is equal to the other sample in the batch*. During training, batch stats can be used to solve the task but the model fails at test time using global stats

4.2 Anticipation of Instrument Usage

Hypothesis 6: BatchNorm enables “cheating” in certain tasks. Presumably, BatchNorm can “cheat” anticipation tasks during training by learning patterns from other (future) images in the batch, which ultimately leads to failure at test time when batch statistics are not available. To test if this can happen, we propose an “impossible” toy task: *Given training batches of size 2, predict for each input sample whether it is equal to the other sample in the batch.* We use a small neural network with BatchNorm (Fig. 4, left) and with single binary inputs $x_i \sim \{0, 1\}$. Although this task is obviously unsolvable when each sample in the batch is processed individually, a network with BatchNorm can “cheat” during training by making predictions based on batch statistics (Fig. 4, right). Models expectedly collapse (i.e. always predict *False*) when using global statistics during inference or networks without BatchNorm. This toy example illustrates BatchNorm’s potential to access information from other samples in the batch.

Hypothesis 7: “Cheating” can cause BN-models to fail in instrument anticipation. To visualize how BatchNorm can “cheat” during training in anticipation tasks, we evaluate BN-models in training mode, i.e. we process test videos offline in batches with sequence lengths equal to the training lengths and use batch (instead of global) statistics for normalization. We found the effect to be most pronounced with sequence lengths similar to the anticipation horizon (5 min), so we opt for the partially frozen variants with training sequences of 256 frames (4 min 16 s).

Fig. 5a shows how anticipation predictions immediately improve in batches which contain an instrument occurrence at some point later in the batch. Most likely, the model has learned to recognize the instrument and the change in feature activations caused by this recognition becomes visible to previous frames through batch statistics. E.g. a sudden drop in features related to an instrument indicates that a higher mean was subtracted during normalization, so the instrument’s occurrence later in the batch can be inferred. Interestingly, this effect is less pronounced but still visible in models trained on batches that contain multiple (2×256 , 4×256) or shorter (1×64) sequences.

In Fig. 5b, we investigate how the “cheating” phenomenon affects anticipation performance. BN-models are evaluated either using batch statistics (*cheating eval.*) or using global statistics, which would be the correct approach as future information is generally not available in an online anticipation setting. By using

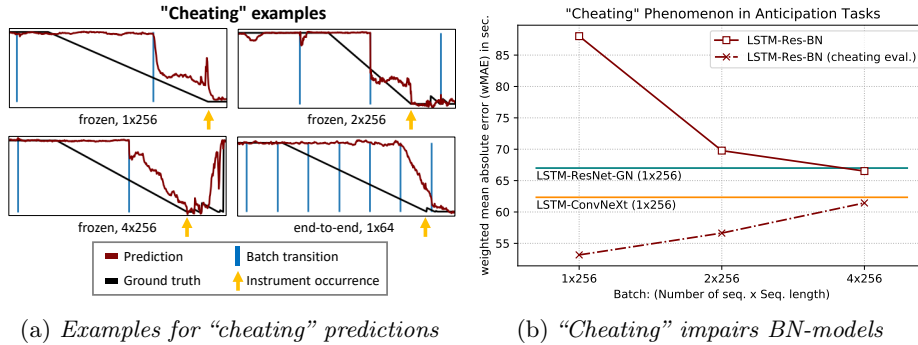


Fig. 5: *Anticipation*: (a) During training, BN-models “cheat” by detecting instruments in later frames through batch stats. We visualize this by using batch stats at test time. “Cheating” still happens in batches with multiple (4×256) or short (1×64) sequences. (b) By using batch stats at test time, BN-models achieve overly good scores (*cheating eval.*) but fail in fair, online evaluation. Sampling multiple sequences per batch reduces but does not eliminate this effect

batch statistics at test time, the “cheating” model strongly (but unfairly) outperforms even BN-less end-to-end models. However, we can see that a stronger “cheating” effect (i.e. a lower error with *cheating eval.*, dotted line) leads to a higher error during correct evaluation (solid line). By sampling multiple sequences per batch (4×256), this effect is reduced and the BN-model matches the performance of its GN counterpart. However, the gap between the two curves suggests that the model is still learning subpar features due to “cheating”.

Hypothesis 8: End-to-end models outperform state of the art in anticipation. Finally, we compare different models and training strategies to previous work in instrument anticipation: an end-to-end LSTM-AlexNet [41] and a 2-stage TCN-ResNet [61] (variant using only visual features). Training sequences are sampled randomly, except for *hidden-carry training*, where videos are traversed sequentially. During inference, hidden states are always carried across videos.

In Table 3, we observe that ConvNeXt outperforms previous work and other backbones. The GN-model only performs well when trained completely end-to-end but gives poor results with partial CNN freezing. As expected, BN-models completely fail with fully-sequential batches (1×64 , 1×256) but also provide subpar performance with multiple long sequences (2×256 , 4×256 , 4×64). Likely, this is in part caused by BatchNorm’s “cheating” (see Fig. 5a). However, other factors may have contributed since the partially frozen GN-model underperforms as well. The end-to-end BN-model trained on shorter 16-frame sequences performs surprisingly well and almost matches ConvNeXt. Probably, 16-second batches are too short for effective “cheating”. This also indicates that current anticipation models cannot yet fully utilize longer temporal contexts.

Table 3: Comparison of anticipation performance. Scores (mean+std. over runs) which outperform state of the art are highlighted (**bold**)

Anticipation error ↓ (wMAE in sec.)				
State of the art	LSTM-AlexNet (end-to-end) [41]	66.02(±0.85)		
	TCN-ResNet (2-stage) [61]	65.34(±0.59)		
		LSTM-Res-BN	LSTM-Res-GN	LSTM-ConvNeXt
2-stage	-	65.54(±0.21)	66.54(±0.31)	65.30(±0.43)
end-to-end	1x64, hidden-carry training	-	67.18(±1.39)	64.74(±0.12)
	1x64, <i>no</i> hidden-carry training	83.78(±3.29)	64.36(±0.28)	61.72(±0.28)
	4x16, <i>no</i> hidden-carry training	62.06(±0.95)	-	-
frozen	1x256, <i>no</i> hidden-carry training	88.02(±16.58)	67.00(±0.87)	62.34(±0.33)
	2x256, <i>no</i> hidden-carry training	69.78(±0.69)	-	-
	4x256, <i>no</i> hidden-carry training	66.52(±0.51)	-	-
	4x64, <i>no</i> hidden-carry training	65.30(±0.50)	-	-

Across backbones, complete end-to-end training is more effective than freezing layers, possibly because anticipation is a more challenging task and requires more finetuning of CNN weights. Also, traversing videos during training and carrying hidden states across batches leads to poor convergence. Presumably, the correlation between subsequent batches (and thus SGD steps) is not ideal for more difficult tasks like anticipation. Nevertheless, we provide strong evidence for the effectiveness of end-to-end learning also for anticipation and show that BN-models are limited to short sequences and require careful engineering due to the train-test discrepancy as well as the “cheating” phenomenon of BatchNorm.

5 Limitations

Some of our proposed end-to-end strategies are not effective in all tasks. E.g. carrying hidden states during training worked well for phase recognition but not for the more difficult anticipation task. Still, providing as much temporal context as possible during training seems favorable. Yet, BatchNorm strongly restricts available training strategies and often limits temporal context during training.

We observed that BN-based ResNets are still effective and achieve competitive results when handled with care, e.g. with frozen layers in phase recognition or with short sequences in anticipation. Nevertheless, we believe that BatchNorm’s limitations for video learning are harmful in the long run and that research would benefit from establishing BN-less alternatives.

6 Conclusion

We investigate the limitations of BatchNorm for end-to-end video learning, which are especially relevant in surgical workflow tasks where CNN backbones require finetuning. In an extensive literature review, we reveal how research has circumvented these problems by moving towards complex, multi-stage approaches. We identify situations when BN-models fail and show that even simple CNN-LSTM

models can outperform previous state of the art if backbones without BatchNorm are used. Finally, we demonstrate BatchNorm’s “cheating” phenomenon in anticipation tasks and how it prevents models from learning useful features.

We hope that a deeper understanding of BatchNorm’s limitations for video learning can be useful for future research in surgical workflow analysis. We believe that end-to-end learning is generally favorable over multi-stage approaches but hypothesize that BN-related problems have silently hidden its advantages. Moving forward, the field could potentially benefit from reconsidering end-to-end approaches and further investigating BN-less backbones. In the natural-video domain, where end-to-end learning currently plays almost no role, a re-evaluation of training strategies could potentially be valuable as well.

Acknowledgements Funded by the German Research Foundation (DFG, Deutsche Forschungsgemeinschaft) as part of Germany’s Excellence Strategy – EXC 2050/1 – Project ID 390696704 – Cluster of Excellence “Centre for Tactile Internet with Human-in-the-Loop” (CeTI) of Technische Universität Dresden.

References

1. Abu Farha, Y., Ke, Q., Schiele, B., Gall, J.: Long-term anticipation of activities with cycle consistency. In: DAGM German Conference on Pattern Recognition. pp. 159–173. Springer (2020)
2. Aksamentov, I., Twinanda, A.P., Mutter, D., Marescaux, J., Padoy, N.: Deep neural networks predict remaining surgery duration from cholecystectomy videos. In: International Conference on Medical Image Computing and Computer-Assisted Intervention. pp. 586–593. Springer (2017)
3. Ba, J.L., Kiros, J.R., Hinton, G.E.: Layer normalization. arXiv preprint arXiv:1607.06450 (2016)
4. Bano, S., Vasconcelos, F., Vander Poorten, E., Vercauteren, T., Ourselin, S., Deprest, J., Stoyanov, D.: Fetnet: a recurrent convolutional network for occlusion identification in fetoscopic videos. *International journal of computer assisted radiology and surgery* **15**(5), 791–801 (2020)
5. Bjorck, N., Gomes, C.P., Selman, B., Weinberger, K.Q.: Understanding batch normalization. *Advances in neural information processing systems* **31** (2018)
6. Bodenstedt, S., Rivoir, D., Jenke, A., Wagner, M., Breucha, M., Müller-Stich, B., Mees, S.T., Weitz, J., Speidel, S.: Active learning using deep bayesian networks for surgical workflow analysis. *International journal of computer assisted radiology and surgery* **14**(6), 1079–1087 (2019)
7. Brock, A., De, S., Smith, S.L., Simonyan, K.: High-performance large-scale image recognition without normalization. In: International Conference on Machine Learning. pp. 1059–1071. PMLR (2021)
8. Carreira, J., Zisserman, A.: Quo vadis, action recognition? a new model and the kinetics dataset. In: proceedings of the IEEE Conference on Computer Vision and Pattern Recognition. pp. 6299–6308 (2017)
9. Czempliel, T., Paschali, M., Keicher, M., Simson, W., Feussner, H., Kim, S.T., Navab, N.: Tecno: Surgical phase recognition with multi-stage temporal convolutional networks. In: International conference on medical image computing and computer-assisted intervention. pp. 343–352. Springer (2020)

10. Czempel, T., Paschali, M., Ostler, D., Kim, S.T., Busam, B., Navab, N.: Opera: Attention-regularized transformers for surgical phase recognition. In: International Conference on Medical Image Computing and Computer-Assisted Intervention. pp. 604–614. Springer (2021)
11. De, S., Smith, S.: Batch normalization biases residual blocks towards the identity function in deep networks. *Advances in Neural Information Processing Systems* **33**, 19964–19975 (2020)
12. Dosovitskiy, A., Beyer, L., Kolesnikov, A., Weissenborn, D., Zhai, X., Unterthiner, T., Dehghani, M., Minderer, M., Heigold, G., Gelly, S., et al.: An image is worth 16x16 words: Transformers for image recognition at scale. *arXiv preprint arXiv:2010.11929* (2020)
13. Farha, Y.A., Gall, J.: Ms-tcn: Multi-stage temporal convolutional network for action segmentation. In: *Proceedings of the IEEE/CVF Conference on Computer Vision and Pattern Recognition*. pp. 3575–3584 (2019)
14. Furnari, A., Farinella, G.M.: Rolling-unrolling lstms for action anticipation from first-person video. *IEEE transactions on pattern analysis and machine intelligence* **43**(11), 4021–4036 (2020)
15. Gao, J., Yang, Z., Nevatia, R.: Red: Reinforced encoder-decoder networks for action anticipation. *arXiv preprint arXiv:1707.04818* (2017)
16. Gao, X., Jin, Y., Long, Y., Dou, Q., Heng, P.A.: Trans-svnet: accurate phase recognition from surgical videos via hybrid embedding aggregation transformer. In: *International Conference on Medical Image Computing and Computer-Assisted Intervention*. pp. 593–603. Springer (2021)
17. Girdhar, R., Grauman, K.: Anticipative video transformer. In: *Proceedings of the IEEE/CVF International Conference on Computer Vision*. pp. 13505–13515 (2021)
18. He, K., Zhang, X., Ren, S., Sun, J.: Deep residual learning for image recognition. In: *Proceedings of the IEEE conference on computer vision and pattern recognition*. pp. 770–778 (2016)
19. Henaff, O.: Data-efficient image recognition with contrastive predictive coding. In: *International Conference on Machine Learning*. pp. 4182–4192. PMLR (2020)
20. Hochreiter, S., Schmidhuber, J.: Long short-term memory. *Neural computation* **9**(8), 1735–1780 (1997)
21. Hoffer, E., Hubara, I., Soudry, D.: Train longer, generalize better: closing the generalization gap in large batch training of neural networks. *Advances in neural information processing systems* **30** (2017)
22. Huang, Y., Sugano, Y., Sato, Y.: Improving action segmentation via graph-based temporal reasoning. In: *Proceedings of the IEEE/CVF conference on computer vision and pattern recognition*. pp. 14024–14034 (2020)
23. Ioffe, S.: Batch renormalization: Towards reducing minibatch dependence in batch-normalized models. *Advances in neural information processing systems* **30** (2017)
24. Ioffe, S., Szegedy, C.: Batch normalization: Accelerating deep network training by reducing internal covariate shift. In: *International conference on machine learning*. pp. 448–456. PMLR (2015)
25. Ishikawa, Y., Kasai, S., Aoki, Y., Kataoka, H.: Alleviating over-segmentation errors by detecting action boundaries. In: *Proceedings of the IEEE/CVF Winter Conference on Applications of Computer Vision*. pp. 2322–2331 (2021)
26. Jin, Y., Dou, Q., Chen, H., Yu, L., Qin, J., Fu, C.W., Heng, P.A.: Sv-rnet: workflow recognition from surgical videos using recurrent convolutional network. *IEEE transactions on medical imaging* **37**(5), 1114–1126 (2017)

27. Jin, Y., Li, H., Dou, Q., Chen, H., Qin, J., Fu, C.W., Heng, P.A.: Multi-task recurrent convolutional network with correlation loss for surgical video analysis. *Medical image analysis* **59**, 101572 (2020)
28. Jin, Y., Long, Y., Chen, C., Zhao, Z., Dou, Q., Heng, P.A.: Temporal memory relation network for workflow recognition from surgical video. *IEEE Transactions on Medical Imaging* **40**(7), 1911–1923 (2021)
29. Kannan, S., Yengera, G., Mutter, D., Marescaux, J., Padoy, N.: Future-state predicting lstm for early surgery type recognition. *IEEE Transactions on Medical Imaging* **39**(3), 556–566 (2019)
30. Ke, Q., Fritz, M., Schiele, B.: Time-conditioned action anticipation in one shot. In: *Proceedings of the IEEE/CVF Conference on Computer Vision and Pattern Recognition*. pp. 9925–9934 (2019)
31. Krizhevsky, A., Sutskever, I., Hinton, G.E.: Imagenet classification with deep convolutional neural networks. In: Pereira, F., Burges, C.J.C., Bottou, L., Weinberger, K.Q. (eds.) *Advances in Neural Information Processing Systems*. vol. 25. Curran Associates, Inc. (2012), <https://proceedings.neurips.cc/paper/2012/file/c399862d3b9d6b76c8436e924a68c45b-Paper.pdf>
32. Labatie, A., Masters, D., Eaton-Rosen, Z., Luschi, C.: Proxy-normalizing activations to match batch normalization while removing batch dependence. *Advances in Neural Information Processing Systems* **34** (2021)
33. Liu, H., Brock, A., Simonyan, K., Le, Q.: Evolving normalization-activation layers. *Advances in Neural Information Processing Systems* **33**, 13539–13550 (2020)
34. Liu, Z., Mao, H., Wu, C.Y., Feichtenhofer, C., Darrell, T., Xie, S.: A convnet for the 2020s. *arXiv preprint arXiv:2201.03545* (2022)
35. Lubana, E., Dick, R., Tanaka, H.: Beyond batchnorm: Towards a unified understanding of normalization in deep learning. *Advances in Neural Information Processing Systems* **34** (2021)
36. Maier-Hein, L., Eisenmann, M., Sarikaya, D., März, K., Collins, T., Malpani, A., Fallert, J., Feussner, H., Giannarou, S., Mascagni, P., et al.: Surgical data science—from concepts toward clinical translation. *Medical image analysis* **76**, 102306 (2022)
37. Maier-Hein, L., Vedula, S.S., Speidel, S., Navab, N., Kikinis, R., Park, A., Eisenmann, M., Feussner, H., Forestier, G., Giannarou, S., et al.: Surgical data science for next-generation interventions. *Nature Biomedical Engineering* **1**(9), 691–696 (2017)
38. Marafioti, A., Hayoz, M., Gallardo, M., Márquez Neila, P., Wolf, S., Zinkernagel, M., Sznitman, R.: Catanet: Predicting remaining cataract surgery duration. In: *International Conference on Medical Image Computing and Computer-Assisted Intervention*. pp. 426–435. Springer (2021)
39. Nwoye, C.I., Mutter, D., Marescaux, J., Padoy, N.: Weakly supervised convolutional lstm approach for tool tracking in laparoscopic videos. *International journal of computer assisted radiology and surgery* **14**(6), 1059–1067 (2019)
40. Rivoir, D., Bodenstedt, S., Bechtolsheim, F.v., Distler, M., Weitz, J., Speidel, S.: Unsupervised temporal video segmentation as an auxiliary task for predicting the remaining surgery duration. In: *OR 2.0 Context-Aware Operating Theaters and Machine Learning in Clinical Neuroimaging*, pp. 29–37. Springer (2019)
41. Rivoir, D., Bodenstedt, S., Funke, I., Bechtolsheim, F.v., Distler, M., Weitz, J., Speidel, S.: Rethinking anticipation tasks: Uncertainty-aware anticipation of sparse surgical instrument usage for context-aware assistance. In: *International Conference on Medical Image Computing and Computer-Assisted Intervention*. pp. 752–762. Springer (2020)

42. Sener, F., Singhania, D., Yao, A.: Temporal aggregate representations for long-range video understanding. In: European Conference on Computer Vision. pp. 154–171. Springer (2020)
43. Shen, S., Yao, Z., Gholami, A., Mahoney, M., Keutzer, K.: Powernorm: Rethinking batch normalization in transformers. In: International Conference on Machine Learning. pp. 8741–8751. PMLR (2020)
44. Shi, X., Jin, Y., Dou, Q., Heng, P.A.: Lrtd: long-range temporal dependency based active learning for surgical workflow recognition. *International Journal of Computer Assisted Radiology and Surgery* **15**(9), 1573–1584 (2020)
45. Simonyan, K., Zisserman, A.: Very deep convolutional networks for large-scale image recognition. arXiv preprint arXiv:1409.1556 (2014)
46. Singh, S., Krishnan, S.: Filter response normalization layer: Eliminating batch dependence in the training of deep neural networks. In: Proceedings of the IEEE/CVF Conference on Computer Vision and Pattern Recognition. pp. 11237–11246 (2020)
47. Stauder, R., Ostler, D., Kranzfelder, M., Koller, S., Feufner, H., Navab, N.: The tum lapchole dataset for the m2cai 2016 workflow challenge. arXiv preprint arXiv:1610.09278 (2016)
48. Szegedy, C., Vanhoucke, V., Ioffe, S., Shlens, J., Wojna, Z.: Rethinking the inception architecture for computer vision. In: Proceedings of the IEEE conference on computer vision and pattern recognition. pp. 2818–2826 (2016)
49. Tan, M., Le, Q.: Efficientnet: Rethinking model scaling for convolutional neural networks. In: International conference on machine learning. pp. 6105–6114. PMLR (2019)
50. Twinanda, A.P., Shehata, S., Mutter, D., Marescaux, J., De Mathelin, M., Padoy, N.: Endonet: a deep architecture for recognition tasks on laparoscopic videos. *IEEE transactions on medical imaging* **36**(1), 86–97 (2016)
51. Twinanda, A.P., Yengera, G., Mutter, D., Marescaux, J., Padoy, N.: Rsdnet: Learning to predict remaining surgery duration from laparoscopic videos without manual annotations. *IEEE transactions on medical imaging* **38**(4), 1069–1078 (2018)
52. Ulyanov, D., Vedaldi, A., Lempitsky, V.: Instance normalization: The missing ingredient for fast stylization. arXiv preprint arXiv:1607.08022 (2016)
53. Vaswani, A., Shazeer, N., Parmar, N., Uszkoreit, J., Jones, L., Gomez, A.N., Kaiser, Ł., Polosukhin, I.: Attention is all you need. *Advances in neural information processing systems* **30** (2017)
54. Wang, Z., Gao, Z., Wang, L., Li, Z., Wu, G.: Boundary-aware cascade networks for temporal action segmentation. In: European Conference on Computer Vision. pp. 34–51. Springer (2020)
55. Wu, Y., He, K.: Group normalization. In: Proceedings of the European conference on computer vision (ECCV). pp. 3–19 (2018)
56. Wu, Y., Johnson, J.: Rethinking "batch" in batchnorm. arXiv preprint arXiv:2105.07576 (2021)
57. Yan, J., Wan, R., Zhang, X., Zhang, W., Wei, Y., Sun, J.: Towards stabilizing batch statistics in backward propagation of batch normalization. arXiv preprint arXiv:2001.06838 (2020)
58. Yengera, G., Mutter, D., Marescaux, J., Padoy, N.: Less is more: Surgical phase recognition with less annotations through self-supervised pre-training of cnn-lstm networks. arXiv preprint arXiv:1805.08569 (2018)
59. Yi, F., Jiang, T.: Not end-to-end: Explore multi-stage architecture for online surgical phase recognition. arXiv preprint arXiv:2107.04810 (2021)
60. Yi, F., Wen, H., Jiang, T.: Asformer: Transformer for action segmentation. In: The British Machine Vision Conference (BMVC) (2021)

61. Yuan, K., Holden, M., Gao, S., Lee, W.S.: Surgical workflow anticipation using instrument interaction. In: International conference on medical image computing and computer-assisted intervention. pp. 615–625. Springer (2021)
62. Zhang, Y., Bano, S., Page, A.S., Deprest, J., Stoyanov, D., Vasconcelos, F.: Large-scale surgical workflow segmentation for laparoscopic sacrocolpopexy. *International Journal of Computer Assisted Radiology and Surgery* pp. 1–11 (2022)
63. Zisimopoulos, O., Flouty, E., Luengo, I., Giataganas, P., Nehme, J., Chow, A., Stoyanov, D.: Deepphase: surgical phase recognition in cataracts videos. In: International conference on medical image computing and computer-assisted intervention. pp. 265–272. Springer (2018)