

# DialogueNeRF: Towards Realistic Avatar Face-to-face Conversation Video Generation

Zanwei Zhou, Zi Wang, Shunyu Yao, Yichao Yan,  
Chen Yang, Guangtao Zhai, Junchi Yan, and Xiaokang Yang

Shanghai Jiao Tong University

**Abstract.** Conversation is an essential component of virtual avatar activities in the metaverse. With the development of natural language processing, textual and vocal conversation generation has achieved a significant breakthrough. Face-to-face conversations account for the vast majority of daily conversations. However, this task has not acquired enough attention. In this paper, we propose a novel task that aims to generate a realistic human avatar face-to-face conversation process and present a new dataset to explore this target. To tackle this novel task, we propose a new framework that utilizes a series of conversation signals, *e.g.*, audio, head pose, and expression, to synthesize face-to-face conversation videos between human avatars, with all the interlocutors modeled within the same network. Our method is evaluated by quantitative and qualitative experiments in different aspects, *e.g.*, image quality, pose sequence trend, and naturalness of the rendering videos. All the code, data, and models will be made publicly available.

**Keywords:** conversation generation, virtual avatar

## 1 Introduction

The term metaverse was first proposed by Neal Stephenson in his science fiction novel *Snow Crash* published in 1992, where humans can interact with each other as avatars. Nowadays, with the development of computer graphics and computer vision, the metaverse is no longer a dream in novels but an accessible thing in our daily lives. One of the most exciting applications in the metaverse is that humans in the metaverse can have their virtual avatars to communicate with others via chats, meetings, conferences, *etc.* These engaging application scenarios motivate us to explore the conversations between humans, and then try to build a realistic human avatar conversation process in the metaverse.

Conversation is an essential part of human social activities. The way people communicate can be mainly divided into three categories: textual communication, vocal communication, and face-to-face communication. In the area of natural language processing (NLP), there have been some classic methods that are able to generate realistic textual communication processes [22, 26, 45], and combine speech synthesis models [30, 46] to generate realistic vocal communication processes. Some textual conversation datasets [11, 23, 25] have been constructed

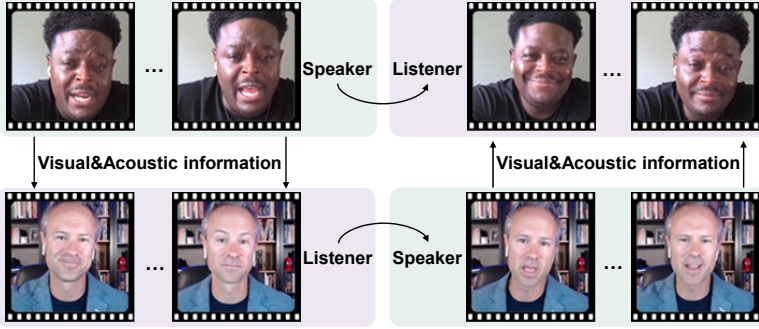


Fig.1: Schematic diagram of our proposed task. The speaker transmits both visual and acoustic information to the listener. Consequently, the listener will respond to the information and take some responsive actions like nodding and smiling. The role of speaker and listener can switch at different times.

as well. While the textual and vocal conversation process generation has achieved significant success, human face-to-face conversations account for the vast majority of daily conversations, and their broad application scenarios inspire us to discover this unexplored field.

Different from textual and vocal conversations that only have a single source of information (text and voice), interlocutors in face-to-face conversations receive and transfer diverse visual and acoustic information to each other. Therefore, to model the conversation process, it is necessary to fuse multi-modal signals from all the interlocutors, *e.g.*, audio, head pose, and expression. Moreover, to render the avatars in face-to-face conversations, we focus on a series of methods [8, 10, 13, 16, 19, 35, 43, 52] that are able to generate dynamic avatars. It is convenient to obtain and manipulate a parametric 3D face model [10, 19, 35] to build a talking facial avatar, but the avatars synthesized by these methods cannot be as realistic as the real humans. Some generative adversarial network (GAN) based techniques [42, 43, 51] build talking avatars via an audio-to-face translation. But they are hungry for numerous and diverse data and high computing resources. Some recent works [13, 16] use neural radiance fields (NeRF) [27] to reconstruct a dynamic facial avatar. For example, Guo *et al.* [16] present an audio-driven neural radiance fields model (AD-NeRF). However, it demands to construct the head and the torso separately using two NeRF models, thus is not competent to model multiple avatars with limited memory overheads. Additionally, AD-NeRF can only imitate the head poses from existing videos and is unable to generate new sequences of head poses maintaining the corresponding individual’s characteristics. In a nutshell, all these methods above focus on building one independent speaking avatar and are unsuitable for modeling a responsive listening avatar.

In this paper, we aim to generate a natural and photo-realistic face-to-face conversation process between virtual avatars, as shown in Fig. 1. Our goal is to

generate two or more specific human conversation processes with only a sequence of speaking audio. However, it is hard to obtain an available dataset suitable for our task since most of the existing datasets only contain the speaking persons, while the whole conversation processes (with responsive listeners) are not included. To address this issue, we provide a corresponding dataset collected from public websites. The dataset contains 34 video clips, which have a total duration of 2200s. There are two individuals in one clip, one is speaking and the other is listening. It contains the listener’s natural responses to the speaker, including nodding, eye blinking, smiling, *etc.* To the best of our knowledge, we are the first to address this task with a novel dataset and a primary method.

To tackle this task, we propose an approach termed DialogueNeRF, based on the framework of NeRF [27]. Specifically, we utilize a time-series-forecasting model to generate head pose sequences for both speakers and listeners. The generated pose sequences correspond to the speakers’ audios and head poses. In the meantime, audio and expression features are extracted in the same manner as in [38, 48]. These multi-modal signals will be utilized to synthesize the corresponding avatars via a code-controlled neural radiance fields network. Our model then simultaneously build various avatars that possess diverse heads and torsos, by varying the control latent codes and multi-modal conversation signals. Since the conversation scenarios may contain violent shakes in the torsos, inspired by [31], we build a deformation field, such that the actions can be more smooth.

**In summary, our contributions are:**

- We present a brand new task that focuses on synthesizing a realistic human face-to-face conversation process. It is essential for realistic communication between virtual avatars in future metaverse applications.
- We collected and (will) release a new dataset containing 34 conversation video clips for realistic human face-to-face conversation generation. To our best knowledge, this is the first dataset focusing on a face-to-face human communication process. In contrast, existing public datasets restrictively contain a single person.
- We present a dedicatedly designed framework namely DialogueNeRF, to generate human avatars for face-to-face interaction. To our best knowledge, our method firstly achieve modeling and rendering the interlocutors in one model. With minutes of conversation videos needed for training, we can obtain realistic conversation processes through rendering. Source code will be made public available.

## 2 Related Work

**Speaker Diarization** is a technical process that splits up an audio recording stream that often includes several speakers into homogeneous segments, *i.e.*, a task to find “who speak when”. The segments correspond to individual speakers. Chopping up an audio recording file into shorter, single-speaker [2] segments includes several following steps: **1)** Voice activity detection: separating speech

from background noise in the audio recording or stream and discarding non-speech parts; **2)** Speech segmentation: producing small segments of an audio file by conducting speaker switch points detection and overlapped speech detection, *etc*; **3)** Embedding extraction: putting all the embedded speech segments created and collected in the previous step, and then creating a neural network for those segments; **4)** Clustering embeddings: grouping the embeddings according to the actual identity; **5)** Labeling clusters: once the clusters are appropriately labeled, the audio can then be segmented into individual clips for each speaker. Open-source tool-kits such as S4D [6], Kaldi [37], ALIZE [4], pyAudioAnalysis [15], and Pyannote [5] all provide powerful functions for speaker diarization. Pyannote typically provides an end-to-end neural implementation for the speaker diarization, as well as plenty of pre-trained speaker diarization models.

**Implicit Neural Scene Networks** utilizes neural networks as implicit functions to represent the shape and appearance of the scenes. Scene representation networks (SRN) [40] is proposed to represent a continuous, 3D-structure-aware scene by encoding both geometry and appearance. Neural Radiance Fields (NeRF) [27] uses an underlying implicit representation of the object to render novel view synthesis of complex scenes and achieves state-of-the-art rendering quality. Then many NeRF-based methods are proposed for different tasks. Schwarz *et al.* [39] integrate GAN method into NeRF model and propose a multi-scale patch-based discriminator for radiance fields. Niemeyer *et al.* [29] disentangle the objects from the background as well as individual object shapes and appearances by representing scenes as the compositional generative model, thus improve the editability of the synthesized scenes. There are other concurrent works that learn deformable objects with additional latent codes. For example, Peng *et al.* [34] add human pose parameters as additional input to synthesize deformable human body. Park *et al.* [32] fits the deformable scene into a hyperspace to address the discontinuity in the deformation.

**Audio-driven Talking Head Generation** aims to synthesize a photo-realistic talking head video, driven by a piece of audio or motion sequence. This task is very useful in many interactive applications including video conferencing, customized services, news broadcasting, *etc*. Therefore, the research community currently also show great interest in this task, aiming to reenact a specific person in sync with arbitrary input speech sequences. Specifically, there are two categories of methods to handle this issue: 2D-based methods and 3D-based methods. 2D-based method commonly synthesize the video by adopting landmarks, semantic maps, *etc*. A number of works try to generate videos of identity-independent videos [7, 8, 16, 38, 41, 44, 50]. Chen *et al.* [16] and Yu *et al.* [50] utilize facial landmarks as the internal representation to bridge audio and facial images. Zhou *et al.* [8] predict spontaneous head poses alongside the audio. Song *et al.* [41], Vougioukas *et al.* [44] and Prajwal *et al.* [38] significantly improve lip-syncing performance by adopting GAN methods. 3D-based methods are better at motion controlling, but the drawback is the high cost in constructing 3D models. Some early methods like Suwajanakorn *et al.* [42] and Karras *et al.* [20] adopt a pre-built 3D face model of a specific person, and then drive

the model by learning a sequence (a piece of audio) to sequence (motions of 3D model) mapping. Recent methods tend to reconstruct the 3D face model out of training data. Thies *et al.* [43] employ a latent 3D face space in the deep neural network to reenact a specific person. AD-NeRF [16] trains two conditional neural radiance fields (NeRFs) to render the head and torso parts respectively. AD-NeRF also integrates the audio features into the implicit neural function.

### 3 Face-to-face Virtual Conversation

#### 3.1 Problem Formulation

In this paper, we focus on human face-to-face conversation generation. In most cases, conversation participants can be divided into two types of roles: *speaker* and *listener*. Usually, one participant can only play one role at a particular time, and the same participant can play different roles at various periods. A face-to-face conversation involves an interchange of visual and acoustic messages between the speaker and listener.

The objective of our task is to generate human face-to-face virtual conversations with limited inputs, *i.e.*, simultaneously generating a video containing the talking speaker and responding listener given an audio sequence. The generation of virtual conversations is a cross-modal problem, which takes both visual and acoustic information exchange into account. Some works [12, 17] discover that conversational partners tend to receive subtle information from the other side. However, since the listener’s feedback is weak and difficult to simulate, for the sake of simplicity, in virtual conversations, we mainly consider the influence from speaker to listener. Therefore, the target virtual conversation that we expect to generate can be described as a bilateral or multilateral face-to-face interactive process, where each avatar participant transmits visual and acoustic information to others at a certain period as a speaker, and switches to receive the cross-modal information from the speaker at the next period as a listener, as shown in Fig. 1.

#### 3.2 Our Collected Dataset

Face-to-face conversations are pretty common in our daily lives, especially in video conferences, online interviews, and so on. However, there are not suitable datasets for this area. Some previous works focusing on conversations only provide textual or vocal conversation data. Some datasets containing talking persons are composed of single individuals. These kinds of datasets lack conversational procedures. Thus it is indispensable to explore this area and propose a dataset for the community to solve this issue jointly.

We provide a dataset containing 34 video clips from YouTube and CGTN, which have some real conversations and interviews, including both formal and informal situations. The clips should satisfy several conditions: 1) Two individuals appear in one clip simultaneously. This ensures that the listener’s responses are consistent with the information provided by the speaker. 2) The face and



Fig. 2: Examples of our dataset collected from public website. The left individuals are speakers and the right are listeners. The face regions of speaker-listener pairs are cropped from original videos manually.

Table 1: Statistics of our collected dataset.

Total Duration	#Clips	#Nods	Avg. Duration	Avg. Nods	#Individuals
2200s	34	1409(times)	64.7s	38(times/min)	11

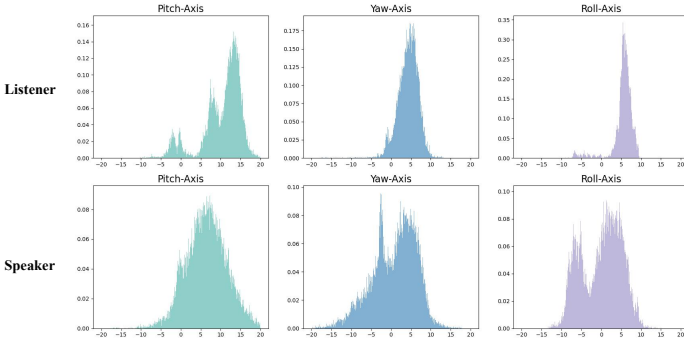


Fig. 3: The statistics on Euler angles of listeners and speakers, respectively.

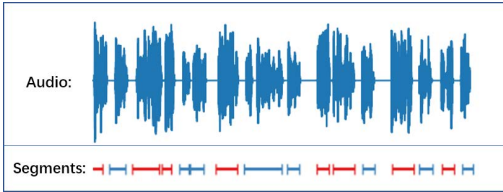


Fig. 4: The result of two individuals’ speaker diarization. The audio has been separated into many segments. Blue lines and red lines in segments represent different speakers.

body are not covered. It is beneficial to the quality of generated talking heads. Following these principles, we edited the original videos to fetch some clips. Each clip has a 720p resolution and 25FPS. In addition, the duration of one clip ranges from 24 seconds to 182 seconds, which is sufficient for training a talking head generation model. Fig. 2 illustrates some examples of our collected dataset. Table 1 and Fig. 3 show some statistics of our dataset.

For the videos that contain two people talking alternately, we use speaker diarization to separate the video into two parts, as shown in Fig. 4. Then we are

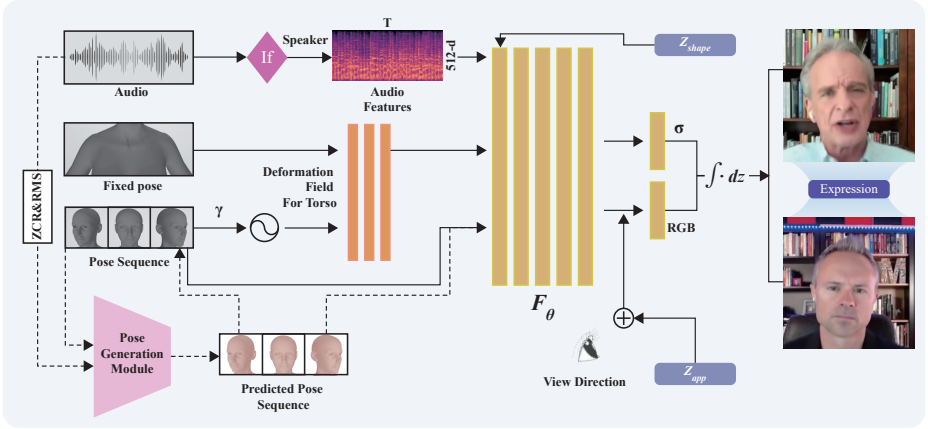


Fig. 5: The framework of our DialogueNeRF. Pose sequence is extracted from the video dataset and used to supervise the training of the pose generation module and rendering module. Audio features and expression features are extracted by Audio-Net from Wav2Lip [38] and the expression disentanglement method from DFA-NeRF [48], respectively. During inference, We use the pose generation module (specifically TCN [3]) to generate predicted pose sequences. These above signals will then be used to synthesize the corresponding avatars via neural radiance fields. The rendering module is a conditional dynamic neural radiance field. It is controlled by two latent codes ( $z_{shape}$  and  $z_{app}$ ) determining the synthesis of shape and appearance, respectively.

able to distinguish the role (speaker or listener) of the corresponding individuals in the training process. The whole URLs of our dataset are given in the supplementary material. This dataset contains no sensitive information and would be released only for research purposes under restricted licenses.

## 4 DialogueNeRF

The framework of our method is shown in Fig. 5. Since we divide a virtual conversation process into different periods, we can model the conversation fragment by fragment. First, the multi-modal signals like audio features, head poses, and implicit expression features are generated by the corresponding modules. Second, according to the state of avatars, we provide different modal signals as conditions. Different avatars are synthesized in the same network and controlled by different latent codes. Then visual avatars are rendered from neural radiance fields using volume rendering. In the training stage, we extract the head pose sequences from individuals in the training videos. The head poses are then used as ground truth to supervise the training of the pose generation module and as camera parameters for visual avatar synthesis. In the inference stage, the gener-

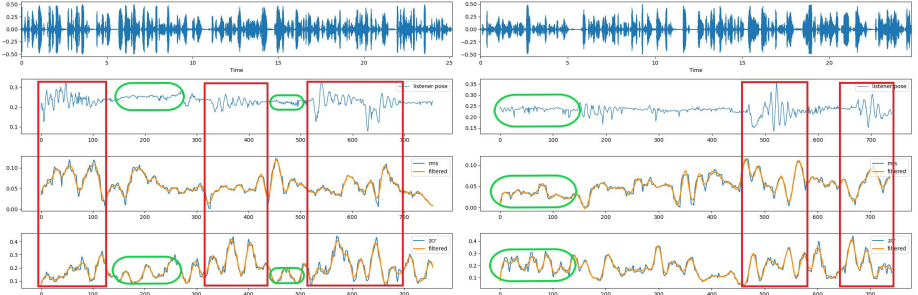


Fig. 6: The weak correlation between ZCR, RMS and the head pose sequences of listeners. We use Euler angle values on the pitch axis to represent the listeners’ responses (particularly nodding) to speakers. Though not obviously, it can be found that usually, sections of ZCR and RMS with gentle undulations and small values correspond to the relatively smooth sections of poses (shown in green capsules), and sections of ZCR and RMS with drastic changes and large values correspond to the fluctuating sections of poses (shown in red boxes).

ated head pose sequences will replace the extracted head poses to be the input of the pose generation module and rendering module.

#### 4.1 Multi-modal Signal Generation

Synthesizing a face-to-face conversation requires some modal signals to control the virtual avatars. We mainly focus on three types of signals: head poses, audio features, and implicit expression. In this section, we will introduce our methods to generate different kinds of modal signals.

**Audio Feature Extraction.** In order to obtain the meaningful audio feature consistent with the speaking avatars’ mouth shapes, we employ a powerful audio feature encoder from the pre-trained Wav2Lip model [38] to extract a 512-dimensional feature code from each 200 ms audio clip. According to our observation, this audio feature shows a stronger correlation to the speaker’s mouth shape compared to DeepSpeech [1] used in AD-NeRF [16]. As a result, the generated mouth can open wider and show richer variations. As for acoustic information used for pose generation, the utilized audio features are the same for speakers and listeners. We have found that in many circumstances, the listener’s responses become more intense when the speaker’s tone and voice get louder and more rapid. Therefore, we extract zero crossing rate (ZCR) and root mean square (RMS) from the original audio tracks to imitate this correlation. Zero Crossing Rate (ZCR) refers to the number of times the speech signal passes through the zero point in each frame. A larger zero-crossing rate is associated with a higher frequency. Root Mean Square (RMS) represents the energy of the speech signal. We have observed that, in some cases, there exists a weak correlation between ZCR, RMS, and the head pose sequences of listeners, as shown in



Fig. 6. This correlation improves the prediction performance of the head pose generation module for listeners.

**Head Pose Generation.** With ZCR, RMS, and corresponding pose sequences from speakers, we intend to obtain predicted head pose sequences consistent with the audios and the speakers’ head poses. TCN [3] with hierarchical dilated convolutions is suitable for modeling the pose sequences. The structure of hierarchical dilated convolutions enables an exponentially large receptive field, and is powerful to extract multi-scale features of the input sequences. We apply TCN [3] to extract the rhythm and trend of the audio features and the speakers’ head poses, and then generate new pose sequences. The new pose sequences also preserve the characteristics of the listeners’ original poses to some extent.

**Implicit Expression Feature Extraction.** We apply the 3DMM [36] method like DFA-NeRF [48] does to extract and disentangle face expression parameters. The 3D face landmark coordinates  $S$  can be represented as the combination of 3DMM [36] expression and geometry parameters:

$$S = \bar{S} + B_{geo}F_{geo} + B_{exp}F_{exp}, \quad (1)$$

where  $\bar{S} \in \mathbb{R}^{3N}$  is the averaged facial mesh,  $B_{geo}$  and  $B_{exp}$  are the PCA basis of geometry and expression.  $F_{geo}$  and  $F_{exp}$  are the coefficients of geometry and expression basis. We use disentangled  $F_{exp}$  to be the implicit expression features for both speakers and listeners. We find that this feature helps learn the eye blinks, and thus helps produce rendering results with more natural visual effects.

## 4.2 Avatar Portrait Synthesis

**Neural Radiance Fields.** Mildenhall *et al.* [27] proposed using neural network (NeRF) to represent a continuous mapping from a 3D location and a 2D viewing direction to an RGB color value and a volume density value. In particular, NeRF first maps each location  $\mathbf{x} \in \mathbb{R}^3$  and viewing direction  $\mathbf{d} \in \mathbb{R}^2$  to a high-dimensional embedding space using a sinusoidal positional encoding:

$$\gamma(p) = (\sin 2^0 \pi p, \cos 2^0 \pi p, \sin 2^1 \pi p, \cos 2^1 \pi p, \dots). \quad (2)$$

Then a coordinate-based multi-layer perceptron (MLP)  $\mathcal{F}_\theta$  with parameters  $\theta$  is used to map the embedding results to color values  $\mathbf{c} \in \mathbb{R}^3$  and volume densities  $\sigma \in \mathbb{R}^+$ . The overall mapping process is formulated as follows

$$\mathcal{F}_\theta : (\gamma(\mathbf{x}), \gamma(\mathbf{d})) \mapsto (\mathbf{c}, \sigma). \quad (3)$$

**Multi-modal Signal Variation.** Based on standard neural radiance field (NeRF) scene representation, we present a dynamic NeRF conditioned on different modal signals. Head pose is used to determine the position of the camera and the ray casting direction, thus determining the 3D locations  $\mathbf{x}$  and the corresponding 2D viewing directions  $\mathbf{d}$  for MLP query. To construct the head of a speaking avatar, the conditional modal signal is audio features extracted from the speaker’s original audio track by Wav2Lip [38]. For the head of a listening

avatar, the conditional modal signal is the expression feature extracted by the method in DFA-NeRF [48]. As for the torso, the modal signal is the positional encoding of the concatenation of the three-dimensional Euler angle and three-dimensional translation, defined as  $\mathbf{et} \in \mathbb{R}^6$ , and  $\mathbf{et}$  is transformed from the head pose in current frame.

**Individual Condition.** Inspired by Schwarz *et al.* [39], we use a pair of latent codes to control the synthesis of an individual’s head or torso, denoted as  $\mathbf{z}_{shape}$  and  $\mathbf{z}_{app}$  respectively.  $\mathbf{z}_{shape}$  is expected to control the shape of the head and the torso, and thus added to  $\gamma(\mathbf{x})$  to make a conditional effect on both volume density  $\sigma$  and RGB color  $\mathbf{c}$ .  $\mathbf{z}_{app}$  is added to  $\gamma(\mathbf{d})$  and only conditions the value of  $\mathbf{c}$ , which affects the appearance. With the help of these latent codes, we are able to build various avatars with heads and torsos in a single network, which reduces the computation overhead during training and inference.

**Deformation Field for Torso.** In some situations, the torso in the video moves frequently and randomly, which makes it more challenging to predict the location movement of the torso. In order to construct a torso consistent with the head movement, we adopt a deformation field proposed in Nerfies [31] to better learn the torso transformation. Specifically, the deformation field receives  $\gamma(\mathbf{x})$  as input, and yield a warped location  $\mathbf{x}'$ .  $\mathbf{x}'$  has the same dimension as  $\gamma(\mathbf{x})$ . It is then concatenated with  $\gamma(\mathbf{et})$  and sent to the dynamic neural radiance field for torso synthesis.

**Volume Rendering.** With the color  $\mathbf{c}$  and density  $\sigma$  predicted by  $\mathcal{F}_\theta$ , we then accumulate the sampled density and RGB values along the rays casted through each pixel to calculate the output colors. The expected color  $C(\mathbf{r})$  of camera ray  $\mathbf{r}(t) = \mathbf{o} + t\mathbf{d}$  with camera origin  $\mathbf{o}$ , camera viewing direction  $\mathbf{d}$ , near bound  $t_n$  and far bound  $t_f$  is:

$$C(\mathbf{r}) = \int_{t_n}^{t_f} T(t) \sigma(\mathbf{r}(t)) \mathbf{c}(\mathbf{r}(t), \mathbf{d}) dt, \quad (4)$$

where  $T(t)$  is the accumulated transmittance along the ray from  $t_n$  to  $t$ :

$$T(t) = \exp \left( - \int_{t_n}^t \sigma(\mathbf{r}(s)) ds \right). \quad (5)$$

In DialogueNeRF, we construct the head and torso separately in distinct neural radiance fields. When executing volume rendering, sampled points with  $\mathbf{c}$  and  $\sigma$  values from each ray in head fields are jointed with the sampled points from another ray in torso fields. The two rays are cast through the same pixel in the resulting image. With this approach, we can render the head and torso into one picture with one neural volume rendering process.

## 5 Experiments

In this section, we first give our detailed experiment settings. Second, we evaluate our rendering result quality by quantitative and qualitative evaluations.

Third, we present the results of our head pose generation method by visualizing the trajectory of the predicted pose sequences with rendered image sequences. Finally, we conduct an ablation study on the pose generation module and the deformation field.

## 5.1 Implementation Detail

We implement our framework in PyTorch [33]. DialogueNeRF is trained with Adam [21] optimizer with an initial learning rate of 0.0002 for 600k iterations. In each iteration, we randomly sample a batch of 2048 rays through image pixels. The pose generation module is trained with Adam [21] optimizer with an initial learning rate of 0.00005 for 200 epochs. All the experiments are conducted on one NVIDIA RTX3090 GPU.

## 5.2 Quantitative and Qualitative Evaluations

**Quantitative Evaluations.** We conduct quantitative evaluations to validate the image rendering quality of DialogueNeRF. We utilize the cumulative probability blur detection (CPBD) [28] to evaluate the sharpness of the resulting images. Besides, We employ Peak Signal-to-Noise Ratio (PSNR) [18] and Structural Similarity (SSIM) [18] to compare the image quality with the ground-truth. Finally, we utilize the confidence score (Sync) proposed in SyncNet [9] to evaluate the accuracy of lip synchronization. Since the generated pose sequences cannot be the same as the ground truth poses, when testing PSNR and SSIM we use the poses extracted from the testing videos. Experiments are conducted in videos from our YouTube dataset and CGTN dataset, and the results are shown in Table 2. Since the image resolutions of the YouTube dataset is larger than that in CGTN dataset, our model achieves better CPBD in the former and better PSNR and SSIM in the latter.

**Qualitative Evaluations.** We make a user study on the authenticity of the image, naturalness of head movement, naturalness of eye blink and audio-lip alignment. We adopt the widely used Mean Opinion Scores (MOS) [47] rating protocol. Given the ground truth video and the generated conversation videos containing a talking speaker and a corresponding listener, each participant is asked to rate from 1-5 for the generation results and the ground truth based on the aspects mentioned above. We collect the rating results and compute the average scores. The statistics are shown in Table 3. Our generated listener videos acquire slightly lower scores than the ground truth does on the first three aspects, which demonstrates the efficiency of our model to generate listeners. Compared with the listeners, the generated speakers are not good enough. It is probably because the speakers show more drastic changes than listeners in movement. Therefore, our method shows stronger generalization ability on listeners than speakers.

Table 2: Quantitative evaluations on the collected dataset. The image resolution is  $550 \times 550$  for the YouTube videos, and  $385 \times 385$  for the CGTN videos.

Metrics	YouTube				CGTN			
	Speaker		Listener		Speaker		Listener	
	Generated	GT	Generated	GT	Generated	GT	Generated	GT
CPBD $\uparrow$	0.453	0.493	0.308	0.416	0.199	0.277	0.156	0.284
PSNR $\uparrow$	24.183	-	33.464	-	36.154	-	35.205	-
SSIM $\uparrow$	0.911	-	0.954	-	0.968	-	0.952	-
Sync $\uparrow$	7.160	8.296	-	-	7.895	8.828	-	-

Table 3: User study on the performance of the generated conversation videos.

Metrics	Speaker		Listener	
	Generated	GT	Generated	GT
authenticity of the image	2.5	4.93	4	4.78
naturalness of head movement	2.79	4.86	3.93	4.71
naturalness of eye blink	3	4.92	3.92	4.42
audio-lip alignment	2	5	-	-

### 5.3 Visualizing the Pose Sequences

In Fig. 7, we visualize the speaker’s audio track, as well as the generated images containing both the speaker and listener with the listener’s predicted head pose trajectory. Since the listener’s head movements are nodding in most cases, we can represent the listener’s head movements with the Euler angle values on the pitch axis. The visualized curves reflect the high degree of similarity between the generated poses and the ground truth.

### 5.4 Ablation Study

**Pose Generation Module.** We conduct an ablation study to demonstrate the efficiency of the speaker’s head poses and audio features (ZCR and RMS), as shown in Fig. 8. We respectively remove the speaker’s poses and audio features from the input of the head pose generation module, visualize the trajectory of predicted pose sequences and compare the result with both input. Blue lines represent the generated Euler angle values on the pitch axis (corresponding to the nodding of listeners), and orange lines represent the ground truth. Each experiment is trained under the same hyperparameter settings. It is distinguishable that the pose sequences with both input display a more similar rhythm to the ground truth, as shown in Fig. 8 (a), and are flatter when the ground truth changes little, as shown in Fig. 8 (b).

**Deformation Field.** To demonstrate the advantages of employing deformation field for torso generation, we conduct an ablative experiment by training our DialogueNeRF without deformation field module. Fig. 9 shows the qualitative comparison between DialogueNeRF with and without deformation field module. We see that the position of torso with violent motions cannot be predicted

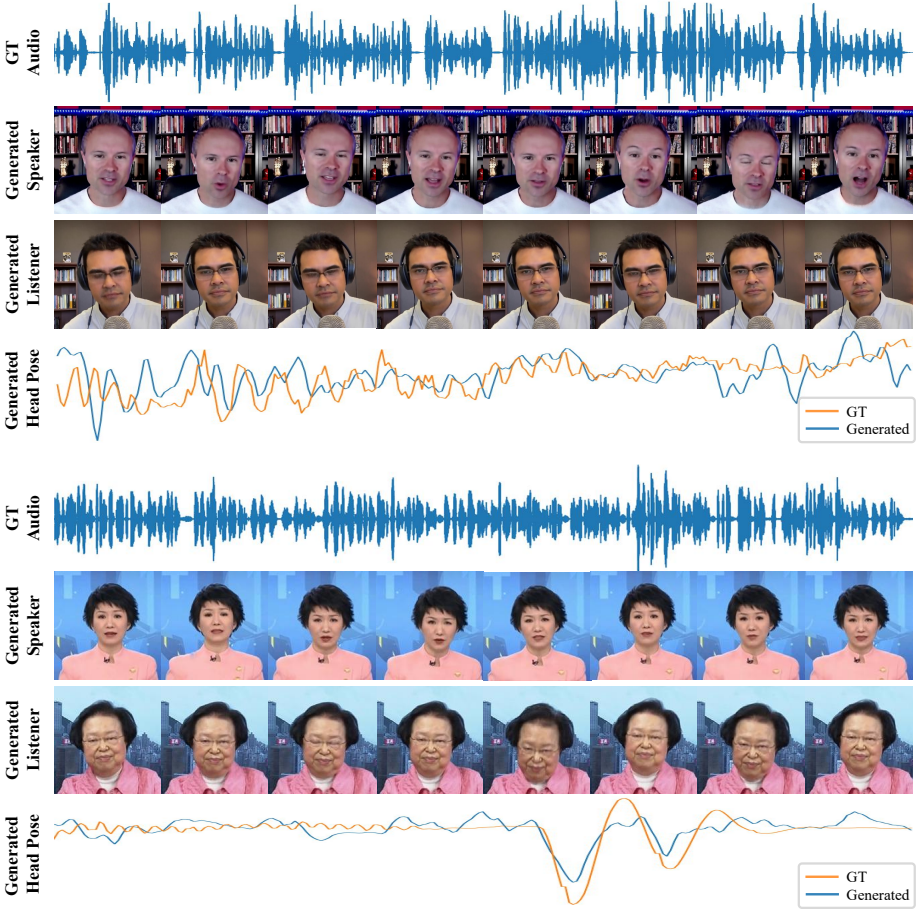


Fig. 7: Visualization of the trajectories of listeners’ predicted pose sequences with rendered image sequences. The speakers, whose mouth types and head poses are consistent with the input audio, are talking naturally. The listeners receive the visual and acoustic information from the speakers and respond with nodding and eye blinking. The generated pose curves (blue lines) show a high degree of consistency with the ground truth (orange lines).

precisely. Therefore, the boundary of upper body is blurred (see the zoomed-in regions of the upper body for the rendering image and ground truth). This comparison clearly shows the effectiveness of the deformation field.

## 5.5 Potential Applications

Our model is not only capable of generating new head poses, but also able to imitate the head pose from other videos. It is also suitable for modeling

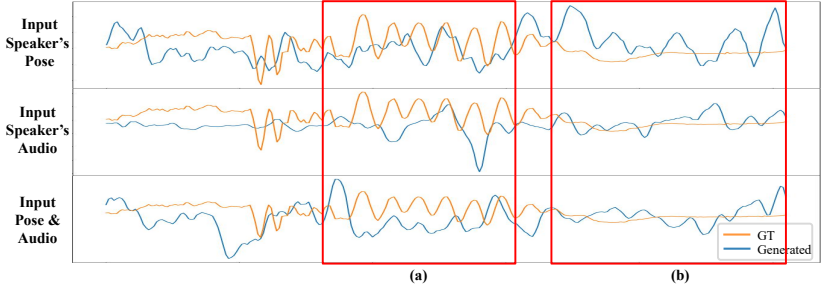


Fig. 8: Ablation study on the pose generation module. Blue lines refer to listener’s generated pose sequences, and orange lines refer to the ground truth.




Fig. 9: Ablation study on the torso region with or without deformation field. Deformation field alleviates the blurry effects in the boundary of the upper body (*e.g.*, the right shoulder).

multi-interlocutor scenes. It supports rendering different speakers and listeners separately in the same network, which constructs a multi-talker or multi-listener scene, *e.g.*, a multi-person video conference. Furthermore, our model can be used to assist psychological counseling. Combined with a vocal conversation generation model trained in the psychological counseling conversations, our method is able to produce a considerably speaking psychological consultant and an open-eared and responsive listener, which conveniently helps relieve the pain of people having mental disorders with low cost.

## 6 Discussion and Conclusion

We propose a novel task that considers the human face-to-face conversation process, present a dataset and design a novel method to address this task. With pose generation module and feature extractors, we can obtain the visual and acoustic signals from speakers to listeners. Our framework can generate head pose sequences for speakers and listeners, with only speakers’ audio inputted. Furthermore, We can synthesize different realistic conversation fragments within one network using conditional dynamic neural radiance fields.

**Limitation.** 1) Currently, our method does not applicable to multiple input voices. 2) Since we do not focus on fast inference, the high-resolution rendering process cannot meet the real-time requirement, but our model can benefit from some concurrent NeRF acceleration works [14, 24, 49] to alleviate this problem.

**Ethics Statement.** Our method can generate realistic conversation videos, bringing potential ethical issues and negative social impacts.

## References

1. Amodei, D., Ananthanarayanan, S., Anubhai, R., Bai, J., Battenberg, E., Case, C., Casper, J., Catanzaro, B., Cheng, Q., Chen, G., et al.: Deep speech 2: End-to-end speech recognition in english and mandarin. In: International conference on machine learning. pp. 173–182. PMLR (2016)
2. Anguera, X., Bozonnet, S., Evans, N., Fredouille, C., Friedland, G., Vinyals, O.: Speaker diarization: A review of recent research. *IEEE Transactions on audio, speech, and language processing* **20**(2), 356–370 (2012)
3. Bai, S., Kolter, J.Z., Koltun, V.: An empirical evaluation of generic convolutional and recurrent networks for sequence modeling. *arXiv preprint arXiv:1803.01271* (2018)
4. Bonastre, J.F., Wils, F., Meignier, S.: Alize, a free toolkit for speaker recognition. In: *Proceedings.(ICASSP’05). IEEE International Conference on Acoustics, Speech, and Signal Processing, 2005. vol. 1*, pp. I–737. IEEE (2005)
5. Bredin, H., Yin, R., Coria, J.M., Gelly, G., Korshunov, P., Lavechin, M., Fustes, D., Titeux, H., Bouaziz, W., Gill, M.P.: Pyannote. audio: neural building blocks for speaker diarization. In: *ICASSP 2020-2020 IEEE International Conference on Acoustics, Speech and Signal Processing (ICASSP)*. pp. 7124–7128. IEEE (2020)
6. Broux, P.A., Desnoux, F., Larcher, A., Petitrenaud, S., Carrive, J., Meignier, S.: S4d: Speaker diarization toolkit in python. In: *Interspeech* (2018)
7. Chen, L., Li, Z., Maddox, R.K., Duan, Z., Xu, C.: Lip movements generation at a glance. In: *Proceedings of the European Conference on Computer Vision (ECCV)*. pp. 520–535 (2018)
8. Chen, L., Maddox, R.K., Duan, Z., Xu, C.: Hierarchical cross-modal talking face generation with dynamic pixel-wise loss. In: *2019 IEEE/CVF Conference on Computer Vision and Pattern Recognition (CVPR)*. pp. 7824–7833 (2019)
9. Chung, J.S., Zisserman, A.: Out of time: automated lip sync in the wild. In: *Workshop on Multi-view Lip-reading, ACCV* (2016)
10. Cudeiro, D., Bolkart, T., Laidlaw, C., Ranjan, A., Black, M.J.: Capture, learning, and synthesis of 3d speaking styles. In: *2019 IEEE/CVF Conference on Computer Vision and Pattern Recognition (CVPR)*. pp. 10093–10103 (2019)
11. Danescu-Niculescu-Mizil, C., Lee, L.: Chameleons in imagined conversations: A new approach to understanding coordination of linguistic style in dialogs. In: *Proceedings of the 2nd Workshop on Cognitive Modeling and Computational Linguistics*. pp. 76–87 (2011)
12. Edlund, J., Hirschberg, J.B., Heldner, M.: Pause and gap length in face-to-face interaction (2009)
13. Gafni, G., Thies, J., Zollhöfer, M., Nießner, M.: Dynamic neural radiance fields for monocular 4d facial avatar reconstruction. In: *Proceedings of the IEEE/CVF Conference on Computer Vision and Pattern Recognition (CVPR)*. pp. 8649–8658 (2021)
14. Garbin, S.J., Kowalski, M., Johnson, M., Shotton, J., Valentin, J.: Fastnerf: High-fidelity neural rendering at 200fps. *arXiv preprint arXiv:2103.10380* (2021)
15. Giannakopoulos, T.: pyaudioanalysis: An open-source python library for audio signal analysis. *PloS one* **10**(12), e0144610 (2015)
16. Guo, Y., Chen, K., Liang, S., Liu, Y., Bao, H., Zhang, J.: Ad-nerf: Audio driven neural radiance fields for talking head synthesis. In: *IEEE/CVF International Conference on Computer Vision (ICCV)* (2021)



17. Hömke, P., Holler, J., Levinson, S.C.: Eye blinks are perceived as communicative signals in human face-to-face interaction. *PloS one* **13**(12), e0208030 (2018)
18. Hore, A., Ziou, D.: Image quality metrics: Psnr vs. ssim. In: *ICPR*. pp. 2366–2369. *IEEE* (2010)
19. Hu, L., Saito, S., Wei, L., Nagano, K., Seo, J., Fursund, J., Sadeghi, I., Sun, C., Chen, Y.C., Li, H.: Avatar digitization from a single image for real-time rendering. *ACM Trans. Graph. (TOG)* **36**(6) (2017)
20. Karras, T., Aila, T., Laine, S., Herva, A., Lehtinen, J.: Audio-driven facial animation by joint end-to-end learning of pose and emotion. *ACM Transactions on Graphics (TOG)* **36**(4), 1–12 (2017)
21. Kingma, D.P., Ba, J.: Adam: A method for stochastic optimization. In: Bengio, Y., LeCun, Y. (eds.) *ICLR* (2015)
22. Kumar, A., Irsoy, O., Ondruska, P., Iyyer, M., Bradbury, J., Gulrajani, I., Zhong, V., Paulus, R., Socher, R.: Ask me anything: Dynamic memory networks for natural language processing. In: *International conference on machine learning (ICML)*. pp. 1378–1387. *PMLR* (2016)
23. Lison, P., Tiedemann, J.: OpenSubtitles2016: Extracting large parallel corpora from movie and TV subtitles. In: *LREC*. pp. 923–929 (2016)
24. Lombardi, S., Simon, T., Schwartz, G., Zollhoefer, M., Sheikh, Y., Saragih, J.: Mixture of volumetric primitives for efficient neural rendering. *arXiv preprint arXiv:2103.01954* (2021)
25. Lowe, R., Pow, N., Serban, I., Pineau, J.: The Ubuntu dialogue corpus: A large dataset for research in unstructured multi-turn dialogue systems. In: *Proceedings of the 16th Annual Meeting of the Special Interest Group on Discourse and Dialogue*. pp. 285–294 (2015)
26. Luo, L., Xu, J., Lin, J., Zeng, Q., Sun, X.: An auto-encoder matching model for learning utterance-level semantic dependency in dialogue generation. In: *Proceedings of the 2018 Conference on Empirical Methods in Natural Language Processing*. pp. 702–707 (2018)
27. Mildenhall, B., Srinivasan, P.P., Tancik, M., Barron, J.T., Ramamoorthi, R., Ng, R.: Nerf: Representing scenes as neural radiance fields for view synthesis. In: *ECCV* (2020)
28. Narvekar, N., Karam, L.: A no-reference perceptual image sharpness metric based on a cumulative probability of blur detection. In: *QoMEX*. pp. 87–91 (2009)
29. Niemeyer, M., Geiger, A.: Giraffe: Representing scenes as compositional generative neural feature fields. In: *Proceedings of the IEEE/CVF Conference on Computer Vision and Pattern Recognition (CVPR)*. pp. 11453–11464 (2021)
30. Oord, A.v.d., Dieleman, S., Zen, H., Simonyan, K., Vinyals, O., Graves, A., Kalchbrenner, N., Senior, A., Kavukcuoglu, K.: Wavenet: A generative model for raw audio. *arXiv preprint arXiv:1609.03499* (2016)
31. Park, K., Sinha, U., Barron, J.T., Bouaziz, S., Goldman, D.B., Seitz, S.M., Martin-Brualla, R.: Nerfies: Deformable neural radiance fields. In: *IEEE/CVF International Conference on Computer Vision (ICCV)*. pp. 5865–5874 (2021)
32. Park, K., Sinha, U., Hedman, P., Barron, J.T., Bouaziz, S., Goldman, D.B., Martin-Brualla, R., Seitz, S.M.: Hypernerf: A higher-dimensional representation for topologically varying neural radiance fields. *arXiv preprint arXiv:2106.13228* (2021)
33. Paszke, A., Gross, S., Massa, F., Lerer, A., Bradbury, J., Chanan, G., Killeen, T., Lin, Z., Gimelshein, N., Antiga, L., et al.: Pytorch: An imperative style, high-performance deep learning library. *Advances in neural information processing systems (NeurIPS)* **32**, 8026–8037 (2019)

34. Peng, S., Zhang, Y., Xu, Y., Wang, Q., Shuai, Q., Bao, H., Zhou, X.: Neural body: Implicit neural representations with structured latent codes for novel view synthesis of dynamic humans. In: Proceedings of the IEEE/CVF Conference on Computer Vision and Pattern Recognition (CVPR). pp. 9054–9063 (2021)
35. Pham, H.X., Cheung, S., Pavlovic, V.: Speech-driven 3d facial animation with implicit emotional awareness: A deep learning approach. In: CVPRW. pp. 2328–2336 (2017)
36. Ploumpis, S., Wang, H., Pears, N., Smith, W.A., Zafeiriou, S.: Combining 3d morphable models: A large scale face-and-head model. In: Proceedings of the IEEE/CVF Conference on Computer Vision and Pattern Recognition (CVPR). pp. 10934–10943 (2019)
37. Povey, D., Ghoshal, A., Boulianne, G., Burget, L., Glembek, O., Goel, N., Hanne-  
mann, M., Motlicek, P., Qian, Y., Schwarz, P., et al.: The kaldi speech recognition toolkit. In: IEEE 2011 workshop on automatic speech recognition and understand-  
ing (ASRU). No. CONF, IEEE Signal Processing Society (2011)
38. Prajwal, K.R., Mukhopadhyay, R., Namboodiri, V.P., Jawahar, C.: A lip sync expert is all you need for speech to lip generation in the wild. In: Proceedings of the 28th ACM International Conference on Multimedia. p. 484–492. MM '20 (2020)
39. Schwarz, K., Liao, Y., Niemeyer, M., Geiger, A.: Graf: Generative radiance fields for 3d-aware image synthesis. In: Larochelle, H., Ranzato, M., Hadsell, R., Bal-  
can, M.F., Lin, H. (eds.) Advances in Neural Information Processing Systems (NeurIPS). vol. 33, pp. 20154–20166 (2020)
40. Sitzmann, V., Zollhöfer, M., Wetzstein, G.: Scene representation networks: Continuous 3d-structure-aware neural scene representations. arXiv preprint arXiv:1906.01618 (2019)
41. Song, Y., Zhu, J., Li, D., Wang, X., Qi, H.: Talking face generation by conditional recurrent adversarial network. arXiv preprint arXiv:1804.04786 (2018)
42. Suwajanakorn, S., Seitz, S.M., Kemelmacher-Shlizerman, I.: Synthesizing obama: learning lip sync from audio. ACM Transactions on Graphics (TOG) **36**(4), 1–13 (2017)
43. Thies, J., Elgharib, M., Tewari, A., Theobalt, C., Nießner, M.: Neural voice pup-  
petry: Audio-driven facial reenactment. In: Vedaldi, A., Bischof, H., Brox, T., Frahm, J.M. (eds.) Computer Vision – ECCV 2020. pp. 716–731 (2020)
44. Vougioukas, K., Petridis, S., Pantic, M.: Realistic speech-driven facial animation with gans. International Journal of Computer Vision (IJCV) **128**(5), 1398–1413 (2020)
45. Wang, Y., Liu, C., Huang, M., Nie, L.: Learning to ask questions in open-domain conversational systems with typed decoders. In: Proceedings of the 56th Annual Meeting of the Association for Computational Linguistics (Volume 1: Long Papers). pp. 2193–2203 (2018)
46. Wang, Y., Skerry-Ryan, R., Stanton, D., Wu, Y., Weiss, R.J., Jaitly, N., Yang, Z., Xiao, Y., Chen, Z., Bengio, S., Le, Q., Agiomyrgiannakis, Y., Clark, R., Saurous, R.A.: Tacotron: Towards End-to-End Speech Synthesis. In: Proc. Interspeech 2017. pp. 4006–4010 (2017)
47. Xu, J., Xing, L., Perkis, A., Jiang, Y.: On the properties of mean opinion scores for quality of experience management. In: 2011 IEEE international symposium on multimedia. pp. 500–505. IEEE (2011)
48. Yao, S., Zhong, R., Yan, Y., Zhai, G., Yang, X.: Dfa-nerf: Personalized talking head generation via disentangled face attributes neural rendering. arXiv preprint arXiv:2201.00791 (2022)

49. Yu, A., Li, R., Tancik, M., Li, H., Ng, R., Kanazawa, A.: Plenotrees for real-time rendering of neural radiance fields. arXiv preprint arXiv:2103.14024 (2021)
50. Yu, L., Yu, J., Ling, Q.: Mining audio, text and visual information for talking face generation. In: 2019 IEEE International Conference on Data Mining (ICDM). pp. 787–795. IEEE (2019)
51. Zhang, Z., Li, L., Ding, Y., Fan, C.: Flow-guided one-shot talking face generation with a high-resolution audio-visual dataset. In: Proceedings of the IEEE/CVF Conference on Computer Vision and Pattern Recognition (CVPR). pp. 3661–3670 (2021)
52. Zhou, Y., Han, X., Shechtman, E., Echevarria, J., Kalogerakis, E., Li, D.: Makeittalk: Speaker-aware talking-head animation. ACM Transactions on Graphics (TOG) **39**(6) (2020)