

# Graph Neural Network Sensitivity Under Probabilistic Error Model

Xinjue Wang, Esa Ollila and Sergiy A. Vorobyov

*Department of Signal Processing and Acoustics*

*Aalto University*

Finland

{xinjue.wang,esa.ollila,sergiy.vorobyov}@aalto.fi

**Abstract**—Graph convolutional networks (GCNs) can successfully learn the graph signal representation by graph convolution. The graph convolution depends on the graph filter, which contains the topological dependency of data and propagates data features. However, the estimation errors in the propagation matrix (e.g., the adjacency matrix) can have a significant impact on graph filters and GCNs. In this paper, we study the effect of a probabilistic graph error model on the performance of the GCNs. We prove that the adjacency matrix under the error model is bounded by a function of graph size and error probability. We further analytically specify the upper bound of a normalized adjacency matrix with self-loop added. Finally, we illustrate the error bounds by running experiments on a synthetic dataset and study the sensitivity of a simple GCN under this probabilistic error model on accuracy.

**Index Terms**—Graph signal processing, graph neural network, probabilistic error model, stability

## I. INTRODUCTION

Graph convolutional networks (GCNs) is a recently developed machine learning tool for processing data with a graph structure [1]. GCN consists of cascaded layers of graph convolutional filters and nonlinear activation functions. Graph convolutional filters couple the data and graph with the underlying graph matrix, named graph shift operator (GSO), such as the adjacency matrix and Laplacian, which encodes the arbitrary interactions between data samples [2]. By aggregating the data propagated within its  $k$ -hop neighborhoods based on the GSO, the graph filter captures the structural information and feeds it to the next layer after nonlinearities and optional graph coarsening and pooling [3], [4]. The key ingredient of GCN is the GSO. It presents that graph structure, and typically assumed to be perfectly known. The precise estimation of the hidden graph structure is essential for successfully performing feature propagation on a convolution layer [5].

In a real-world setting, the underlying graph is unknown and is usually estimated with errors [6]. Due to close relation between GSO and graph filter, the stability of graph filter under perturbation of GSO is an important question. It is also necessary to study the performance of GNN with a cascade of perturbed graph filters. Furthermore, it is important to study the effect of different types of graph perturbation on outputs of graph neural network (GNN).

The effect of general graph perturbation on the performance of GNN is studied in [7], where the authors prove the stability

of GNN with an integral Lipschitz filter under relative graph perturbations, and derive an analytical upper bound controlled by the operator norm of error matrix. The bound in [7] is loose because of general graph error model used, thus, leaving space for improvements by specifying the error model and network. In [8], a similar generalization bound is proposed, which is determined by the largest absolute eigenvalue of graph convolution filter. The authors also consider the randomness of stochastic gradient descent (SGD) in the learning procedure.

Modelling and processing with the determined and stochastic topological perturbations on graph has been shown in existing literature of graph signal processing (GSP) and GNN. A probabilistic graph error model for partially correct estimation of adjacency matrix is proposed in [6], where perturbed graph is modelled as combination of true adjacency matrix and a perturbation term specified by Erdős-Rényi (ER) graph. In [9], graph error model is constructed by successively connecting two nodes that are not linked directly for studying the relation between algebraic connectivity with increasing number of edges, while [10] discusses the strategy of rewiring edge selection for the largest increase in algebraic connectivity. With larger connectivity, the network is more robust against attacks and failures. In [11], closed-form expressions of perturbed eigenvector pairs under edge perturbation are derived by small perturbation analysis, formulating signal processing algorithms that are robust to graph errors. The work in [12] studies errors in graphs using random edge sampling, which is a scheme where existing edges are deleted randomly.

In this paper, we discuss the sensitivity of graph filter by deriving an upper bound for the difference between the original filter and a filter under perturbation (*cf.* Theorem 1). We further specify the type of graph perturbation with the probabilistic error model [6] for GSO, which is adjacency matrix, and derive an upper bound for GSO difference in Theorem 2. Our bound is tighter than the general counterpart with a trivial Euclidean norm bound by exploiting a particular graph error model. We then extend the bound of the adjacency matrix to its augmented normalized counterpart in Theorem 3. After the key component of a GNN is specified, we discuss the sensitivity of the simple GNN [13] both analytically and numerically. In general, we develop methodology for GCN sensitivity analysis.

**Notation:** We use boldface lower case letters  $\mathbf{x}$  for column

vectors, and boldface capital letters  $\mathbf{X}$  for matrices. Moreover,  $\mathbf{1}_N$  stands for a vector full of ones, the  $N \times N$  matrix full of ones is  $\mathbf{1}_{N \times N} = \mathbf{1}_N \mathbf{1}_N^T$ , while  $\mathbf{I}_{N \times N}$  denotes an identity matrix of size  $N \times N$ . The notation  $\|\cdot\|$  stands for the Euclidean norm for vectors and spectral norm for matrices, i.e.,  $\|\mathbf{A}\| = \sigma_1(\mathbf{A}) = \sqrt{\lambda_1(\mathbf{A}^T \mathbf{A})}$ , where  $\sigma_1(\mathbf{A})$  and  $\lambda_1(\mathbf{A})$  denote the maximum singular value and maximum eigenvalue of matrix  $\mathbf{A}$ , respectively. Furthermore,  $c_1(\mathbf{A})$  represents the largest Euclidean column length of  $\mathbf{A}$ ,  $\|\cdot\|_F$  denotes the Frobenius matrix norm ( $\|\mathbf{A}\|_F = \sqrt{\text{tr}(\mathbf{A}^T \mathbf{A})}$ ),  $\circ$  denotes the Hadamard product, and  $\mathbb{P}(\cdot)$  denotes probability.

## II. PRELIMINARIES

Consider a graph  $\mathcal{G} = (\mathcal{V}, \mathcal{E}, \mathcal{W})$  with vertex set  $\mathcal{V} = \{v_1, \dots, v_N\}$  of  $N$  nodes, edge set  $\mathcal{E} \in \mathcal{V} \times \mathcal{V}$ , and edge weighting function  $\mathcal{W} : \mathcal{E} \rightarrow \mathbb{R}$ . We only discuss the undirected and unweighted graph, so  $\mathcal{W}(v_i, v_j) = 1$  for  $(v_i, v_j) \in \mathcal{E}$ . Signal on the graph is denoted by  $\mathbf{x} \in \mathbb{R}^N$ . Its  $i$ -th entry  $[\mathbf{x}]_i = x_i$  thus specifies the data value at vertex  $v_i$ . We assume that the perturbation has no effects on the nodes of the true graph, thus, the perturbed graph is  $\hat{\mathcal{G}} = (\mathcal{V}, \hat{\mathcal{E}}, \hat{\mathcal{W}})$ .

### A. Graph Neural Network

Graph shift operator (GSO)  $\mathbf{S} \in \mathbb{R}^{N \times N}$ , such as adjacency matrix  $\mathbf{A}$ , the Laplacian  $\mathbf{L}$ , or their normalized versions, represents the sparsity and connectivity of a graph  $\mathcal{G}$ . As we constrain the graph to be undirected and unweighted, the GSOs are symmetric. Using GSO, signal can be shifted and averaged across their neighborhoods. The one time shift of graph signal is simply  $\mathbf{S}\mathbf{x}$ , whose value at node  $v_i$  is  $[\mathbf{S}\mathbf{x}]_i = \sum_{j|(v_j, v_i) \in \mathcal{E}} s_{ij} x_j$ . A graph convolutional filter  $\mathbf{h}(\mathbf{S})$  with  $K+1$  taps is defined via polynomials of GSO and the filter weights  $\mathbf{h} = \{h_k\}_{k=0}^K$  in the graph convolution

$$\mathbf{y} = h_0 \mathbf{S}^0 \mathbf{x} + h_1 \mathbf{S}^1 \mathbf{x} + \dots + h_K \mathbf{S}^K \mathbf{x} = \mathbf{h}(\mathbf{S}) \mathbf{x}, \quad (1)$$

where  $\mathbf{h}(\mathbf{S}) = [h_0 \mathbf{S}^0, h_1 \mathbf{S}^1, \dots, h_K \mathbf{S}^K]$  is a shift-invariant graph filter with  $K+1$  taps, and denotes the weight of local information after  $k$ -hop data exchanges.

A general GCN consists of layers of graph convolutional filters followed by nonlinearities. We use matrix  $\mathbf{X}$  to denote the input graph signal with  $d$  features  $\mathbf{X} = [\mathbf{x}_1, \dots, \mathbf{x}_d]$ , and the feature propagation in a single GCNN layer is described as

$$\mathbf{Y} = \sigma \left( \sum_{k=0}^K \mathbf{S}^k \mathbf{X} \mathbf{H}_k \right), \quad (2)$$

where  $\mathbf{H}_k \in \mathbb{R}^{d \times C}$  is the collection of  $k$ th entries of  $d \times C$  learnable graph filters,  $C$  represents the number of output features, and  $\sigma$  denotes the point wise nonlinear activation function.

### B. Probabilistic Graph Error Model

In [6], the ER graph is used to model the perturbations on graph adjacency matrix. The adjacency matrix of ER graph is a random  $N \times N$  matrix  $\Delta_\epsilon$  where  $\mathbb{P}([\Delta_\epsilon]_{i,j} = 1) = \epsilon$  and  $\mathbb{P}([\Delta_\epsilon]_{i,j} = 0) = 1 - \epsilon$  for all  $i \neq j$ , and  $[\Delta_\epsilon]_{i,i} = 0$  for

$i = 1, \dots, N$ , where each element of the matrix is generated independently of the other elements. We revise the random matrix for the undirected case by using the lower triangular matrices  $\Delta_\epsilon^l$ , and then defining  $\Delta_\epsilon = \Delta_\epsilon^l + (\Delta_\epsilon^l)^T$ . The perturbed adjacency matrix of a graph signal is modelled as

$$\hat{\mathbf{A}} = \mathbf{A} - \Delta_{\epsilon_1} \circ \mathbf{A} + \Delta_{\epsilon_2} \circ (\mathbf{1}_{N \times N} - \mathbf{A}), \quad (3)$$

where the 1st term is responsible for edge removal with probability  $\epsilon_1$ , while the 2nd term is responsible for edge addition with probability  $\epsilon_2$ . The error model can be seen as adding two Erdős-Rényi graphs on the top of the true graph.

## III. MAIN RESULTS

In a GCN, each layer is associated with a set of learnable graph filter coefficients  $\mathbf{h} = \{h_0, h_1, \dots, h_K\}$ , which are determined by the graph signal  $\mathbf{x}$  and GSO  $\mathbf{S}$  fed to the network. Let  $\hat{\mathbf{S}}$  denote the perturbed GSO and the filter weights due to perturbation by  $\hat{\mathbf{h}} = \{\hat{h}_0, \hat{h}_1, \dots, \hat{h}_K\}$ . Denoting  $\hat{\mathbf{S}} = \mathbf{S} + \mathbf{E}$ , where  $\mathbf{E}$  is the perturbation term, whose spectral norm

$$d(\hat{\mathbf{S}}, \mathbf{S}) = \|\hat{\mathbf{S}} - \mathbf{S}\| = \|\mathbf{E}\| \quad (4)$$

defines a distance between the perturbed and the true GSO. Next theorem investigates the error on graph convolution filter  $\mathbf{h}(\mathbf{S})$  due to perturbed GSO and the filter weights.

**Theorem 1.** *Let  $\mathbf{S}$  and  $\hat{\mathbf{S}}$  be the GSOs for the true graph  $\mathcal{G}$  and the perturbed graph  $\hat{\mathcal{G}}$ , respectively. The filter distance between  $\mathbf{h}(\mathbf{S}) = \sum_{k=0}^K h_k \mathbf{S}^k$  and  $\hat{\mathbf{h}}(\hat{\mathbf{S}}) = \sum_{k=0}^K \hat{h}_k \hat{\mathbf{S}}^k$  satisfies*

$$\|\hat{\mathbf{h}}(\hat{\mathbf{S}}) - \mathbf{h}(\mathbf{S})\| \leq \sum_{k=0}^K (k|h_k| \|\mathbf{E}\| \lambda^{k-1} + |e_k| \lambda^k), \quad (5)$$

where  $\hat{h}_k = h_k + e_k$ ,  $k = 0, \dots, K$  denote the perturbed filter coefficients and  $\lambda$  denotes the largest of the maximum singular values of two GSOs, so  $\lambda = \max\{\|\hat{\mathbf{S}}\|, \|\mathbf{S}\|\}$ .

*Proof.* See Appendix A.  $\square$

Theorem 1 shows that the error in graph filter distance is controlled by the filter degree  $K$ , the spectral distance between GSOs,  $\|\mathbf{E}\|$ , the maximum singular value of GSOs,  $\lambda$ , and the filter coefficients  $h_k$ . A graph filter with a higher degree thus suffers more from instability than a low-degree filter. The operator distance is our main interest because it is analytically related to the structural perturbation. Particularly, we further specify the bound in (5) when the underlying graph follows a stochastic block model (SBM) by bounding  $\|\mathbf{E}\|$  under the probabilistic error model.

The upper bound in (5) can be simplified as  $\sum_{k=0}^K (k|h_k| \|\mathbf{E}\| + |e_k|)$  when  $\lambda \leq 1$ . The perturbation of filter coefficients  $\{e_k\}_{k=0}^K$  are related to the difference of input GSOs, the activation functions between two network layers, and the intrinsic randomness in stochastic gradient descent (SGD) of a GCN. For bounding the error  $|e_k|$  in learnable filter weights, one needs to specify the GCN. We assume the uniform stability for GCN weights [8], and in practice we normalize the weight matrix on each layer by the standard deviation.

### A. Case 1: Adjacency Matrix as GSO

Consider the case when the adjacency matrix is used as the GSO, so  $\hat{\mathbf{S}} = \hat{\mathbf{A}}$  and  $\mathbf{S} = \mathbf{A}$ . Based on the probabilistic graph error model (3), the perturbation term  $\mathbf{E} = \hat{\mathbf{S}} - \mathbf{S}$  is

$$\mathbf{E}_{\mathbf{A}} = \hat{\mathbf{A}} - \mathbf{A} = -\Delta_{\epsilon_1} \circ \mathbf{A} + \Delta_{\epsilon_2} \circ (\mathbf{1}_{N \times N} - \mathbf{A}). \quad (6)$$

Next we derive a bound on spectral norm of the error  $\|\mathbf{E}_{\mathbf{A}}\|$ .

**Theorem 2.** *The distance  $d(\hat{\mathbf{A}}, \mathbf{A}) = \|\mathbf{E}_{\mathbf{A}}\|$  is bounded by a constant  $\varepsilon$  such that almost surely,*

$$d(\hat{\mathbf{A}}, \mathbf{A}) \leq \rho(N, \epsilon_2) + c_1(\mathbf{A})\rho(N, \epsilon_3) = \varepsilon, \quad (7)$$

with function  $\rho: \mathbb{Z}^+ \times [0, 1] \rightarrow \mathbb{R}_0^+$  defined by

$$\rho(n, p) = pn + 2\sqrt{pn(1-p)} + \xi \sqrt[4]{pn(1-p)^3} \log n, \quad (8)$$

where  $\xi$  is a positive constant and  $\epsilon_3 = \mathbb{P}([\Delta_{\epsilon_3}]_{i,j} \neq 0) = \epsilon_1 + \epsilon_2 - \epsilon_1\epsilon_2$  is the probability of an edge of the additive ER graph  $\Delta_{\epsilon_3} = \Delta_{\epsilon_1} + \Delta_{\epsilon_2}$ .

*Proof.* See Appendix B.  $\square$

Theorem 2 shows that operator distance is controlled by a function of graph size  $N$  and edge addition/removal probabilities  $(\epsilon_1, \epsilon_2)$  of the ER graphs, as well as the Euclidean column length of GSO  $\mathbf{A}$ . Note that the function  $\rho(n, p)$  is monotonically increasing if we set the constant  $\xi = 1$ , the number of nodes  $n \geq 50$ , and the probability  $p \in [0, 1]$ . The bound in (7) worsens when more randomness is added to the original graph. Secondly, the maximal Euclidean length of the original adjacency matrix represents the sparsity of the original graph in a sense. The sparsity of the graph guarantees the tightness of the upper bound. We note that Theorem 2 provides a general bound (regardless of graph structure), and hence for a particular graph, it will be loose.

To show the improvement of our results, we make a comparison with the trivial bound only using the operator norm

$$d(\hat{\mathbf{A}}, \mathbf{A}) \leq \|\Delta_{\epsilon_2}\| + \|\Delta_{\epsilon_1} + \Delta_{\epsilon_2}\| \|\mathbf{A}\|, \quad (9)$$

and a partially improved bound which uses the sparsity of the two random graphs  $\Delta_{\epsilon_2}, \Delta_{\epsilon_3}$  in (7)

$$d(\hat{\mathbf{A}}, \mathbf{A}) \leq \rho(N, \epsilon_2) + c_1(\Delta_{\epsilon_1} + \Delta_{\epsilon_2}) \|\mathbf{A}\|. \quad (10)$$

The numerical results are shown in Section IV-A and the detailed settings of the underlying graph are discussed.

### B. Case 2: Augmented Normalized Adjacency Matrix as GSO

Consider the augmented normalized adjacency matrix  $\bar{\mathbf{A}} = \tilde{\mathbf{D}}^{-\frac{1}{2}} \tilde{\mathbf{A}} \tilde{\mathbf{D}}^{-\frac{1}{2}}$ , where  $\tilde{\mathbf{A}} = \mathbf{A} + \mathbf{I}$  is the adjacency matrix of the graph added with self-loops, and  $\tilde{\mathbf{D}} = \text{diag}(d_1 + 1, \dots, d_N + 1)$ ,  $d_i = \deg(v_i)$  is the augmented degree matrix. The spectrum range of  $\bar{\mathbf{A}}$  is  $[-1, 1]$ , thus the repeated application of  $\bar{\mathbf{A}}$  in a GCN will not suffer from numerical instabilities. We define the error matrix between the true and augmented perturbed degree matrices as

$$\mathbf{E}_{\tilde{\mathbf{D}}} = \hat{\tilde{\mathbf{D}}} - \tilde{\mathbf{D}} = \text{diag}(d_{e1}, \dots, d_{eN}), \quad (11)$$

where  $\{d_{ei}\}_{i=1}^N$  denotes the degree difference at each vertex. For this diagonal matrix, its norm is the maximum element in the diagonal,

$$\|\mathbf{E}_{\tilde{\mathbf{D}}}\| = \max_i |d_{ei}|, i = 1, \dots, N. \quad (12)$$

Next let GSO be the augmented normalized adjacency matrix  $\mathbf{S} = \bar{\mathbf{A}}$ , and let  $\hat{\mathbf{S}} = \hat{\bar{\mathbf{A}}}$  denote the perturbed GSO. The difference matrix  $\mathbf{E}$  is then

$$\begin{aligned} \mathbf{E}_{\bar{\mathbf{A}}} &= \hat{\bar{\mathbf{A}}} - \bar{\mathbf{A}} = \hat{\tilde{\mathbf{D}}}^{-\frac{1}{2}} \hat{\tilde{\mathbf{A}}} \hat{\tilde{\mathbf{D}}}^{-\frac{1}{2}} - \tilde{\mathbf{D}}^{-\frac{1}{2}} \tilde{\mathbf{A}} \tilde{\mathbf{D}}^{-\frac{1}{2}} \\ &= (\tilde{\mathbf{D}} + \mathbf{E}_{\tilde{\mathbf{D}}})^{-\frac{1}{2}} (\tilde{\mathbf{A}} + \mathbf{E}_{\tilde{\mathbf{A}}}) (\tilde{\mathbf{D}} + \mathbf{E}_{\tilde{\mathbf{D}}})^{-\frac{1}{2}} - \tilde{\mathbf{D}}^{-\frac{1}{2}} \tilde{\mathbf{A}} \tilde{\mathbf{D}}^{-\frac{1}{2}}. \end{aligned} \quad (13)$$

Next theorem provides a bound on  $\|\mathbf{E}_{\bar{\mathbf{A}}}\|$ .

**Theorem 3.** *The distance  $d(\hat{\bar{\mathbf{A}}}, \bar{\mathbf{A}}) = \|\mathbf{E}_{\bar{\mathbf{A}}}\|$  is bounded by*

$$\|\mathbf{E}_{\bar{\mathbf{A}}}\| \leq \alpha \|\tilde{\mathbf{A}}\| + \beta \varepsilon \quad (14)$$

where  $\varepsilon$  is the upper bound of  $\|\mathbf{E}_{\mathbf{A}}\|$  in (7),  $\delta = \max_i ((d_i + d_{ei} + 1)^{-1/2} - (d_i + 1)^{-1/2})$ ,

$$\alpha = \delta^2 + \frac{1}{d_{\min} + 1} + \frac{\delta}{\sqrt{d_{\min} + 1}} \quad \text{and} \quad \beta = \alpha + \frac{\delta}{\sqrt{d_{\min} + 1}}$$

with  $d_{\min} = \min_i d_i$  being the minimum degree of the original graph.

*Proof.* See Appendix C.  $\square$

Theorem 3 establishes that the perturbation on the augmented normalized adjacency is bounded by the largest singular values of the augmented adjacency matrix  $\tilde{\mathbf{A}}$  and of the perturbed adjacency matrix  $\mathbf{E}_{\bar{\mathbf{A}}}$ . The derived bound is not necessarily tight as it does not exploit any a priori information about the graph (such as sparsity or other possible structures).

### C. The stability of SGCN

The simple GCN (SGCN) [14] is motivated by considering a multilayered GCN with an affine approximation of graph convolution filter and the removal of activation functions between layers. By simplifying a GCN in [15] with  $K$  layers, the graph filter in SGCN can be represented by keeping only the  $K$ th order GSO in (1), so the output of the filter is  $\mathbf{y} = h_K \mathbf{S}^K \mathbf{x} = \mathbf{h}(\mathbf{S}) \mathbf{x}$  and the output of a SGCN with a single linear logistic regression layer is

$$\mathbf{Y} = \sigma(\mathbf{S}^K \mathbf{X} \mathbf{H}_K), \quad (15)$$

where  $[\sigma(\mathbf{x})]_i = e^{x_i} / \sum_{j=1}^C e^{x_j}$  is a softmax function applied to row vectors of the input matrix,  $\mathbf{X} \in \mathbb{R}^{N \times d}$  is the graph data, and  $\mathbf{H}_K \in \mathbb{R}^{d \times C}$  is a learnable weight matrix with  $C$  classes for prediction.

Let the output of SGCN with perturbed GSO be  $\hat{\mathbf{Y}} = \sigma(\hat{\mathbf{S}}^K \hat{\mathbf{X}} \hat{\mathbf{H}})$ , where  $\hat{\mathbf{S}}$  is the distorted GSO and  $\hat{\mathbf{H}}$  is the weight matrix learned under the perturbed GSO. We can derive the following upper bound on the difference between the outputs of original and perturbed GSOs.

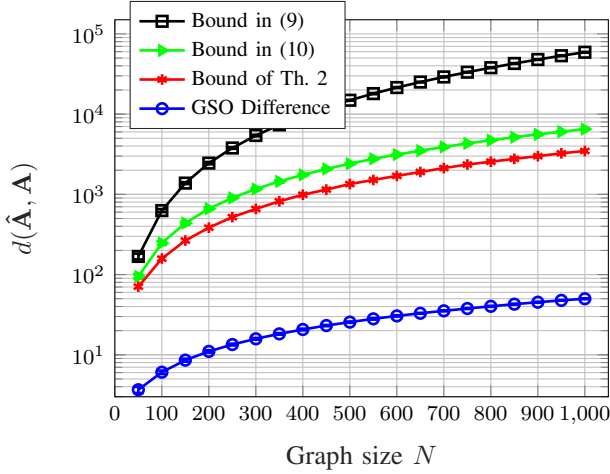


Fig. 1. Comparison between three theoretical bounds and empirical GSO difference. The black and green curves represent the trivial norm bound, and the partially specified bound, respectively. The shrinkage of bound is performed by exploiting the structure of error matrix consecutively. Compared to the real GSO difference, our result is still loose because it fits the worst case of underlying graph topology.

**Corollary 1.** *The distance between the original and perturbed SGCN outputs is*

$$\begin{aligned} d(\hat{\mathbf{Y}}, \mathbf{Y}) &= \|\sigma(\hat{\mathbf{S}}^K \mathbf{X} \hat{\mathbf{H}}) - \sigma(\mathbf{S}^K \mathbf{X} \mathbf{H})\| \\ &\leq (\|\mathbf{S}\|^K \delta_{\mathbf{H}} + K \lambda^{K-1} \|\mathbf{E}_{\mathbf{S}}\| \|\mathbf{H}\|) \sqrt{d}, \end{aligned}$$

where  $\mathbf{E}_{\mathbf{S}} = \hat{\mathbf{S}} - \mathbf{S}$ , and  $\delta_{\mathbf{H}} \geq \|\hat{\mathbf{H}} - \mathbf{H}\|$ .

*Proof.* See Appendix D.  $\square$

#### IV. NUMERICAL SIMULATIONS

##### A. Theoretical Bound Corroboration

We execute this experiment to corroborate the upper bound in Theorem 2. We consider a two-group planted partition model (PPM), which is a special case of the SBM by setting all the in-group probabilities to  $p_{\text{in}} = 0.8$ , and the between-group possibility to  $p_{\text{bet}} = 0.5$ . The PPM graph is perturbed by the error model in (3) with  $\epsilon_1 = 0.1$ , and  $\epsilon_2 = 0.01$ , where the small edge removal/addition probabilities are designed to perturb the graph without destroying the original structure. We carry out 50 Monte Carlo simulations for graph size  $N \in [50, 1000]$  with step size of 50. We study how our theoretical bounds in Theorem 2, (9), and (10) change with the increasing graph size,  $N$ , and compare the bounds with the empirical difference between the true graph and its perturbed counterpart.

Fig. 1 shows the result. First, the results corroborate the impact of the probabilistic graph error model on the original graph. That is, the graph difference increases with graph size, and so does the analytical bound. Second, we note that the theoretical analysis in Theorem 2 offers a better upper bound than the other two for the numerical graph difference by considering the sparsity of the random matrices used in the error model. One can also note that the upper bound is not

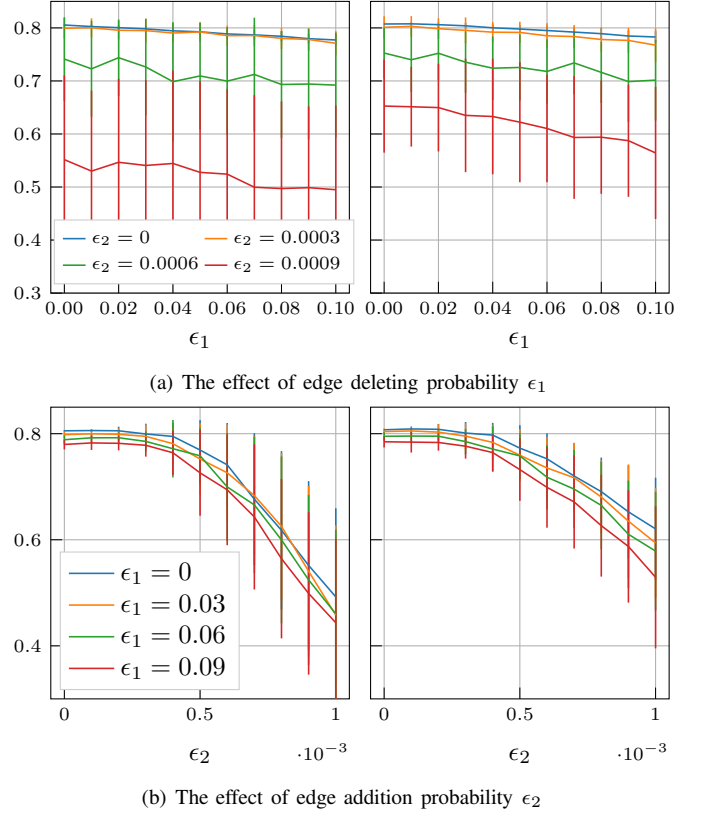


Fig. 2. Test accuracy of SGCN as a function of edge deletion probability  $\epsilon_1$  and edge addition probability  $\epsilon_2$ . The GSO degree is  $K = 2$  (left panel) and  $K = 3$  (right panel). The vertical bars show the standard deviations.

tight, intrinsically because of its generalization ability for all graphs. The main goal of bound analysis is to show that the probabilistic error model does not ruin structure of the original graph and indicates the role played by the graph size on the upper bound and the graph difference.

##### B. Error Effect on SGCN

We evaluate the effect of probabilistic error on the node classification performance on the Cora citation graph [16], which has  $C = 7$  classes,  $N = 2708$  vertices and  $|\mathcal{E}| = 5429$  edges. We follow the data splitting scheme in [13]. For the probabilistic error model, we distort the original graph with all combinations of edge deleting probabilities  $\epsilon_1 = [0, 3, 6, 9] \times 10^{-2}$ , and edge adding probabilities  $\epsilon_2 = [0, 3, 6, 9] \times 10^{-4}$ . Each error combination is run for 100 times to capture the randomness introduced by the error model. The GSO  $\mathbf{S}$  is the augmented normalized adjacency matrix, and the orders of graph filters are  $K = 2$  and  $K = 3$ .

Effects of probabilities of deleting edges on the probabilities of adding edges are shown in Fig. 2(a), and vice versa in Fig. 2(b). In Fig. 2(a), when more edges are deleted, the test accuracy of SGCN keeps relatively stable, and the largest drop is approximately 5% with order  $K = 2$  and  $\epsilon_2 = 0.0009$ . The overall performance of SGCN is better when the order of graph filter increases from 2 to 3. The error bar indicates the sensitivity of SGCN under the perturbation. The increasing

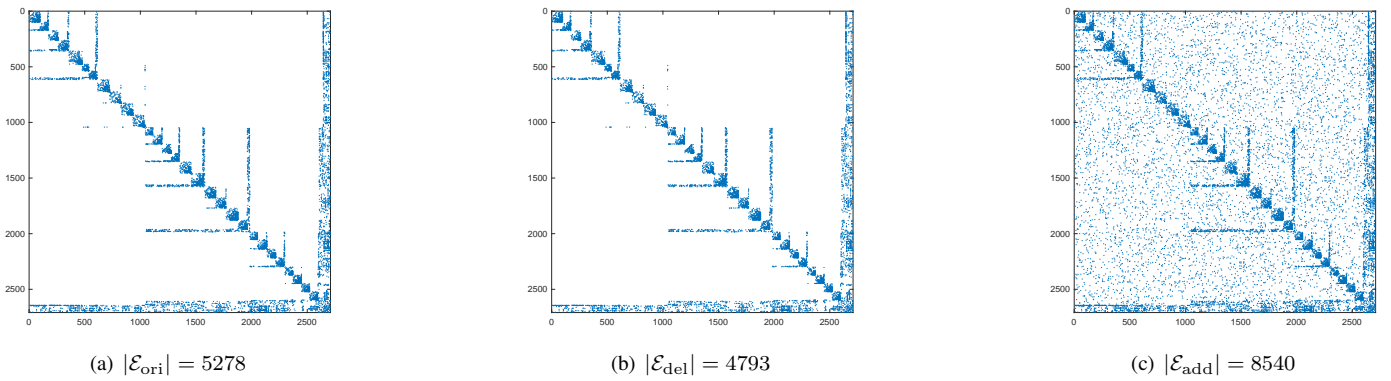


Fig. 3. The sparsity patterns of  $\mathcal{G}_{\text{ori}}$ (a),  $\mathcal{G}_{\text{del}}$ (b),  $\mathcal{G}_{\text{add}}$ (c) after nested dissection permutation.

probability of adding edges breaks the network, and the results are lower accuracies along with larger variations. Fig. 2(b) shows that the effect of  $\epsilon_2$  on accuracy is greater than that of  $\epsilon_1$ . For further explanation, the original graph of Cora  $\mathcal{G}_{\text{ori}}$ , its edge deleted counterpart  $\mathcal{G}_{\text{del}}$  with  $\epsilon_1 = 9 \times 10^{-2}$ , and its edge added version  $\mathcal{G}_{\text{add}}$  with  $\epsilon_2 = 9 \times 10^{-4}$  are shown in Fig. 3(a), (b) and (c), respectively. The effect difference between  $\epsilon_1$  and  $\epsilon_2$  could be partly explained by the sparsity of the original graph, that is, the number of added edges is larger than the number of deleted edges, and therefore  $\mathcal{G}_{\text{add}}$  gives more errors than those of  $\mathcal{G}_{\text{del}}$  in a GNN task.

## V. CONCLUSION AND DISCUSSION

In this paper, we derived a theoretical upper bound for the graph filter distance under graph topology perturbation. By specifying the perturbation with the probabilistic error model, we gave upper bounds for GSOs being adjacency matrix and its augmented normalized adjacency counterpart. Numerical results validated our results.

It would be promising to extend the analytical bound of SGCN to a general case of GNN once the key component, a tight bound of GSO distance under a particular graph topology, is ready. For simplicity, we considered in this paper the unweighted and undirected graph. A future research topic is to extend the analysis to weighted and directed graphs, whose changes can be modelled by a generalized form of probabilistic error model in [6].

## REFERENCES

- [1] X. Dong, D. Thanou, L. Toni, M. Bronstein, and P. Frossard, "Graph signal processing for machine learning: A review and new perspectives," *IEEE Signal Process. Mag.*, vol. 37, no. 6, pp. 117–127, Oct. 2020.
- [2] A. Sandryhaila and J. M. F. Moura, "Discrete signal processing on graphs," *IEEE Trans. Signal Process.*, vol. 61, no. 7, pp. 1644–1656, Apr. 2013.
- [3] M. Defferrard, X. Bresson, and P. Vandergheynst, "Convolutional neural networks on graphs with fast localized spectral filtering," in *Proc. 30th Conf. Neural Inform. Process. Syst.*, Barcelona, Spain, Dec. 5–10, 2016, pp. 3844–3858.
- [4] K. Xu, W. Hu, J. Leskovec, and S. Jegelka, "How powerful are graph neural networks?" in *Proc. 7th Int. Conf. Learn. Representations*, New Orleans, LA, USA, May. 6–9, 2019, pp. 1–17.
- [5] X. Dong, D. Thanou, P. Frossard, and P. Vandergheynst, "Learning laplacian matrix in smooth graph signal representations," *IEEE Trans. Signal Process.*, vol. 64, no. 23, pp. 6160–6173, Dec. 2016.
- [6] J. Miettinen, S. A. Vorobyov, and E. Ollila, "Modelling and studying the effect of graph errors in graph signal processing," *Signal Process.*, vol. 189, 108256, pp. 1–8, Dec. 2021.
- [7] F. Gama, J. Bruna, and A. Ribeiro, "Stability properties of graph neural networks," *IEEE Transactions on Signal Processing*, vol. 68, pp. 5680–5695, Sep. 2020.
- [8] S. Verma and Z.-L. Zhang, "Stability and generalization of graph convolutional neural networks," in *Proc. 25th ACM SIGKDD Int. Conf. Knowledge Discovery & Data Mining*, Anchorage, AK, USA, Aug. 4–8, 2019, pp. 1539–1548.
- [9] A. Ghosh and S. Boyd, "Growing well-connected graphs," in *Proc. 45th IEEE Conf. Decision, Control*, San Diego, CA, USA, Dec. 13–15, 2006, pp. 6605–6611.
- [10] A. Sydney, C. Scoglio, and D. Gruenbacher, "Optimizing algebraic connectivity by edge rewiring," *Appl. Math. Comput.*, vol. 219, no. 10, pp. 5465–5479, Jan. 2013.
- [11] E. Ceci and S. Barbarossa, "Graph signal processing in the presence of topology uncertainties," *IEEE Trans. Signal Process.*, vol. 68, pp. 1558–1573, Feb. 2020.
- [12] Z. Gao, E. Isufi, and A. Ribeiro, "Stability of graph convolutional neural networks to stochastic perturbations," *Signal Process.*, vol. 188, 108216, pp. 1–15, Nov. 2021.
- [13] F. Wu, T. Zhang, A. H. d. Souza, Jr., C. Fifty, T. Yu, and K. Q. Weinberger, "Simplifying graph convolutional networks," in *Proc. 36th Int. Conf. Mach. Learning*, Long Beach, California, USA, June 9–15, 2019, pp. 6861–6871.
- [14] H. Kenlay, D. Thanou, and X. Dong, "On the stability of graph convolutional neural networks under edge rewiring," in *Proc. 46th IEEE Int. Conf. Acoustic, Speech and Signal Process.*, Toronto, Canada, June 6–11, 2021, pp. 8513–8517.
- [15] T. N. Kipf and M. Welling, "Semi-supervised classification with graph convolutional networks," in *Proc. 5th Int. Conf. Learn. Representations*, Toulon, France, Apr. 24–26 2017, pp. 1–14.
- [16] P. Sen, G. Namata, M. Bilgic, L. Getoor, B. Galligher, and T. Eliassi-Rad, "Collective classification in network data," *AI Magazine*, vol. 29, no. 3, p. 93, Sep. 2008.
- [17] R. Levie, E. Isufi, and G. Kutyniok, "On the transferability of spectral graph filters," in *Proc. 13th Int. Conf. on Sampling Theory and Applications*, Bordeaux, France, July 8–12, 2019, pp. 1–5.
- [18] X. Zhan, "Inequalities for the singular values of hadamard products," *SIAM J. Matrix Anal. Appl.*, vol. 18, no. 4, pp. 1093–1095, 1997.
- [19] K. Avrachenkov, L. Cottatellucci, and A. Kadavankandy, "Spectral properties of random matrices for stochastic block model," in *Proc. 13th Int. Sympos. on Modeling and Optimization in Mobile, Ad Hoc, and Wireless Networks*, Mumbai, India, May 25–29, 2015, pp. 537–544.

## APPENDIX

### A. Proof of Theorem 1

First, we recall the following result.

**Lemma 1.** (Lemma 3, [17]) *Suppose  $\hat{\mathbf{S}}, \mathbf{S}, \mathbf{E} \in \mathbb{C}^{N \times N}$  are Hermitian matrices satisfying  $\hat{\mathbf{S}} = \mathbf{S} + \mathbf{E}$ , and  $\lambda = \max\{\|\mathbf{S}\|, \|\hat{\mathbf{S}}\|\}$ . Then for every  $l \geq 0$*

$$\|\hat{\mathbf{S}}^l - \mathbf{S}^l\| = \|(\mathbf{S} + \mathbf{E})^l - \mathbf{S}^l\| \leq l\lambda^{l-1}\|\mathbf{E}\|. \quad (16)$$

Using  $\hat{\mathbf{S}} = \mathbf{S} + \mathbf{E}$  and  $\hat{h}_k = h_k + e_k$  in (5), we have

$$\begin{aligned} \|\hat{\mathbf{H}}(\hat{\mathbf{S}}) - \mathbf{H}(\mathbf{S})\| &= \left\| \sum_{k=0}^K (\hat{h}_k \hat{\mathbf{S}}^k - h_k \mathbf{S}^k) \right\| \\ &= \left\| \sum_{k=0}^K ((h_k + e_k)(\mathbf{S} + \mathbf{E})^k - h_k \mathbf{S}^k) \right\| \\ &= \left\| \sum_{k=0}^K (h_k((\mathbf{S} + \mathbf{E})^k - \mathbf{S}^k) + e_k(\mathbf{S} + \mathbf{E})^k) \right\| \end{aligned} \quad (17)$$

With triangular inequality and Lemma 1, (17) is bounded by

$$\begin{aligned} &\left\| \sum_{k=0}^K (h_k((\mathbf{S} + \mathbf{E})^k - \mathbf{S}^k) + e_k(\mathbf{S} + \mathbf{E})^k) \right\| \\ &\leq \sum_{k=0}^K |h_k| \|(\mathbf{S} + \mathbf{E})^k - \mathbf{S}^k\| + \sum_{k=0}^K |e_k| \|\mathbf{S} + \mathbf{E}\|^k \\ &\leq \sum_{k=0}^K (k|h_k| \|\mathbf{E}\| \lambda^{k-1} + |e_k| \lambda^k) \end{aligned} \quad (18)$$

This completes the proof.

### B. Proof of Theorem 2

Let the decreasingly ordered Euclidean row and column lengths of  $\mathbf{A}$  be denoted by  $r_1(\mathbf{A}) \geq \dots \geq r_{\min\{m,n\}}(\mathbf{A})$  and  $c_1(\mathbf{A}) \geq \dots \geq c_{\min\{m,n\}}(\mathbf{A})$ , respectively. For symmetric matrices  $\mathbf{A}$  and  $\mathbf{B}$ , one has that [18, Lemma 2c]:

$$\|\mathbf{A} \circ \mathbf{B}\| \leq \min\{c_1(\mathbf{A}), r_1(\mathbf{A})\} \|\mathbf{B}\|. \quad (19)$$

For the error matrix in (6), its norm is bounded by

$$\begin{aligned} \|\mathbf{E}_\mathbf{A}\| &= \|-\Delta_{\epsilon_1} \circ \mathbf{A} + \Delta_{\epsilon_2} \circ (\mathbf{1}_{N \times N} - \mathbf{A})\| \\ &= \|\Delta_{\epsilon_2} - (\Delta_{\epsilon_1} + \Delta_{\epsilon_2}) \circ \mathbf{A}\| \\ &\leq \|\Delta_{\epsilon_2}\| + \|(\Delta_{\epsilon_1} + \Delta_{\epsilon_2}) \circ \mathbf{A}\|. \end{aligned} \quad (20)$$

Let  $\epsilon_3 = \mathbb{P}([\Delta_{\epsilon_3}]_{i,j} \neq 0) = \epsilon_1 + \epsilon_2 - \epsilon_1 \epsilon_2$  denote the probability of an edge of additive ER graph  $\Delta_{\epsilon_3} = \Delta_{\epsilon_1} + \Delta_{\epsilon_2}$ . Using (19) and the commutativity of Hadamard product, the second term of (20) can be bounded by

$$\begin{aligned} \|\Delta_{\epsilon_3} \circ \mathbf{A}\| &= \|\mathbf{A} \circ \Delta_{\epsilon_3}\| \\ &\leq \min\{c_1(\mathbf{A}), r_1(\mathbf{A})\} \|\Delta_{\epsilon_3}\| = c_1(\mathbf{A}) \|\Delta_{\epsilon_3}\|, \end{aligned} \quad (21)$$

where we used the symmetry of the adjacency matrix ( $c_1(\mathbf{A}) = r_1(\mathbf{A})$ ).

Next define *normalized and centered ER graph* matrix  $\tilde{\Delta}_\epsilon$  as a symmetric matrix whose upper diagonal elements follow the distribution

$$\begin{aligned} \Pr((\tilde{\Delta}_\epsilon)_{i,j} = \gamma(1 - \epsilon)) &= \epsilon \\ \Pr((\tilde{\Delta}_\epsilon)_{i,j} = -\gamma\epsilon) &= 1 - \epsilon. \end{aligned}$$

for all  $i \neq j$ , where  $\gamma = (N\epsilon(1 - \epsilon))^{-1/2}$  is a normalization factor. The *normalized and centered ER graph* is thus defined as  $\hat{\Delta}_\epsilon = \gamma(\Delta_\epsilon - \epsilon \mathbf{1}_{N \times N})$  and one has that

$$\hat{\Delta}_\epsilon = \bar{\Delta}_\epsilon + \tilde{\Delta}_\epsilon = \gamma \epsilon \mathbf{1}_{N \times N} + \tilde{\Delta}_\epsilon,$$

where  $\hat{\Delta}_\epsilon = \gamma \Delta_\epsilon$  is the normalized ER adjacency matrix. Note that  $\mathbb{E}[(\hat{\Delta}_\epsilon)_{i,j}] = 0$  and  $\text{var}((\hat{\Delta}_\epsilon)_{i,j}) = \gamma^2 \epsilon(1 - \epsilon) = 1/N$ , explaining the name "centered and normalized"

The norm bound of  $\Delta_\epsilon$  is,

$$\|\Delta_\epsilon\| = \|\hat{\Delta}_\epsilon\|/\gamma = \|\bar{\Delta}_\epsilon + \tilde{\Delta}_\epsilon\|/\gamma. \quad (22)$$

Using triangular inequality, the norm of matrix summation in (22) is bounded by

$$\|\bar{\Delta}_\epsilon + \tilde{\Delta}_\epsilon\| \leq \|\bar{\Delta}_\epsilon\| + \|\tilde{\Delta}_\epsilon\| = \gamma \epsilon N + \|\tilde{\Delta}_\epsilon\| \quad (23)$$

Using Lemma below, we can bound the second term in (23).

**Lemma 2.** (Corollary 2, [19]) *If the edge probability  $\epsilon(N)$  of the normalized centered adjacency matrix  $\tilde{\Delta}_{\epsilon(N)}$  satisfies the inequality  $\epsilon(N) \geq C' \log^4(N) N^{-1}$  for some constant  $C' \geq 0$ , then there exists a constant  $\xi \geq 0$  such that almost surely*

$$\|\tilde{\Delta}_\epsilon\| \leq 2 + \xi \sqrt[4]{\frac{1 - \epsilon(N)}{N\epsilon(N)}} \log N. \quad (24)$$

Using (23) and (24), the norm in (22) can be bounded by

$$\begin{aligned} \|\Delta_\epsilon\| &\leq \epsilon N + \frac{2}{\gamma} + \frac{\xi}{\gamma} \sqrt[4]{\frac{1 - \epsilon}{N\epsilon}} \log N \\ &= \epsilon N + 2\sqrt{\epsilon N(1 - \epsilon)} + \xi \sqrt[4]{\epsilon N(1 - \epsilon)^3} \log N. \end{aligned}$$

For notational convenience, we define a function,

$$\rho(n, p) = pn + 2\sqrt{pn(1 - p)} + \xi \sqrt[4]{pn(1 - p)^3} \log n, \quad (25)$$

so that (thanks to the previous bound for  $\|\Delta_\epsilon\|$ ), we can write compactly

$$\|\Delta_{\epsilon_2}\| \leq \rho(N, \epsilon_2) \quad \text{and} \quad \|\Delta_{\epsilon_3}\| \leq \rho(N, \epsilon_3). \quad (26)$$

Using (21) and (26) in (20), we obtain

$$\|\mathbf{E}_\mathbf{A}\| \leq \rho(N, \epsilon_2) + c_1(\mathbf{A}) \rho(N, \epsilon_3). \quad (27)$$

This completes the proof.

### C. Proof of Theorem 3

Let the diagonal error matrix  $\mathbf{E}_{\tilde{\mathbf{D}}}$ , be the difference between augmented normalization operators constructed by true and perturbed degree matrices,

$$\mathbf{E}_{\tilde{\mathbf{D}}} = (\tilde{\mathbf{D}} + \mathbf{E}_{\tilde{\mathbf{D}}})^{-\frac{1}{2}} - \tilde{\mathbf{D}}^{-\frac{1}{2}}, \quad (28)$$

The error matrix in (13) can be expanded

$$\begin{aligned} \mathbf{E}_{\tilde{\mathbf{A}}} &= (\tilde{\mathbf{D}} + \mathbf{E}_{\tilde{\mathbf{D}}})^{-\frac{1}{2}}(\tilde{\mathbf{A}} + \mathbf{E}_{\tilde{\mathbf{A}}})(\tilde{\mathbf{D}} + \mathbf{E}_{\tilde{\mathbf{D}}})^{-\frac{1}{2}} - \tilde{\mathbf{D}}^{-\frac{1}{2}}\tilde{\mathbf{A}}\tilde{\mathbf{D}}^{-\frac{1}{2}} \\ &= \tilde{\mathbf{D}}^{-\frac{1}{2}}\mathbf{E}_{\tilde{\mathbf{A}}}\tilde{\mathbf{D}}^{-\frac{1}{2}} + \tilde{\mathbf{D}}^{-\frac{1}{2}}\tilde{\mathbf{A}}\tilde{\mathbf{D}}^{-\frac{1}{2}} + \tilde{\mathbf{D}}^{-\frac{1}{2}}\mathbf{E}_{\tilde{\mathbf{A}}}\mathbf{E}_{\tilde{\mathbf{D}}}, \\ &\quad + \mathbf{E}_{\tilde{\mathbf{D}}}\tilde{\mathbf{A}}\tilde{\mathbf{D}}^{-\frac{1}{2}} + \mathbf{E}_{\tilde{\mathbf{D}}}\mathbf{E}_{\tilde{\mathbf{A}}}\tilde{\mathbf{D}}^{-\frac{1}{2}} + \mathbf{E}_{\tilde{\mathbf{D}}}\tilde{\mathbf{A}}\mathbf{E}_{\tilde{\mathbf{D}}}, \\ &\quad + \mathbf{E}_{\tilde{\mathbf{D}}}\mathbf{E}_{\tilde{\mathbf{A}}}\mathbf{E}_{\tilde{\mathbf{D}}}. \end{aligned} \quad (29)$$

Using triangular inequality, we bound the expansion in (29)

$$\begin{aligned} \|\mathbf{E}_{\tilde{\mathbf{A}}}\| &= \|\tilde{\mathbf{D}}^{-\frac{1}{2}}\mathbf{E}_{\tilde{\mathbf{A}}}\tilde{\mathbf{D}}^{-\frac{1}{2}} + \tilde{\mathbf{D}}^{-\frac{1}{2}}\tilde{\mathbf{A}}\tilde{\mathbf{D}}^{-\frac{1}{2}} + \tilde{\mathbf{D}}^{-\frac{1}{2}}\mathbf{E}_{\tilde{\mathbf{A}}}\mathbf{E}_{\tilde{\mathbf{D}}}, \\ &\quad + \mathbf{E}_{\tilde{\mathbf{D}}}\tilde{\mathbf{A}}\tilde{\mathbf{D}}^{-\frac{1}{2}} + \mathbf{E}_{\tilde{\mathbf{D}}}\mathbf{E}_{\tilde{\mathbf{A}}}\tilde{\mathbf{D}}^{-\frac{1}{2}} + \mathbf{E}_{\tilde{\mathbf{D}}}\tilde{\mathbf{A}}\mathbf{E}_{\tilde{\mathbf{D}}}, + \mathbf{E}_{\tilde{\mathbf{D}}}\mathbf{E}_{\tilde{\mathbf{A}}}\mathbf{E}_{\tilde{\mathbf{D}}}\| \\ &\leq \|\tilde{\mathbf{D}}^{-\frac{1}{2}}(\mathbf{E}_{\tilde{\mathbf{A}}} + \tilde{\mathbf{A}})\tilde{\mathbf{D}}^{-\frac{1}{2}}\| + \|\mathbf{E}_{\tilde{\mathbf{D}}}(\mathbf{E}_{\tilde{\mathbf{A}}} + \tilde{\mathbf{A}})\mathbf{E}_{\tilde{\mathbf{D}}}\| \\ &\quad + \|\tilde{\mathbf{D}}^{-\frac{1}{2}}\mathbf{E}_{\tilde{\mathbf{A}}}\mathbf{E}_{\tilde{\mathbf{D}}}, + \mathbf{E}_{\tilde{\mathbf{D}}}\tilde{\mathbf{A}}\tilde{\mathbf{D}}^{-\frac{1}{2}} + \mathbf{E}_{\tilde{\mathbf{D}}}\mathbf{E}_{\tilde{\mathbf{A}}}\tilde{\mathbf{D}}^{-\frac{1}{2}}\|. \end{aligned} \quad (30)$$

For the 1st and 2nd term in (30), with triangular inequality and sub-multiplicativity ( $\|\mathbf{AB}\| \leq \|\mathbf{A}\|\|\mathbf{B}\|$ ) of spectral norm,

$$\begin{aligned} &\|\tilde{\mathbf{D}}^{-\frac{1}{2}}(\mathbf{E}_{\tilde{\mathbf{A}}} + \tilde{\mathbf{A}})\tilde{\mathbf{D}}^{-\frac{1}{2}}\| + \|\mathbf{E}_{\tilde{\mathbf{D}}}(\mathbf{E}_{\tilde{\mathbf{A}}} + \tilde{\mathbf{A}})\mathbf{E}_{\tilde{\mathbf{D}}}\| \\ &\leq (\|\tilde{\mathbf{D}}^{-\frac{1}{2}}\|^2 + \|\mathbf{E}_{\tilde{\mathbf{D}}}\|^2)(\|\mathbf{E}_{\tilde{\mathbf{A}}}\| + \|\tilde{\mathbf{A}}\|). \end{aligned} \quad (31)$$

For  $\tilde{\mathbf{D}}^{-\frac{1}{2}} = \text{diag}(1/\sqrt{d_1+1}, \dots, 1/\sqrt{d_N+1})$ , we have

$$\|\tilde{\mathbf{D}}^{-\frac{1}{2}}\| = \max_i \frac{1}{\sqrt{d_i+1}} = \frac{1}{\sqrt{d_{\min}+1}}. \quad (32)$$

For  $\mathbf{E}_{\tilde{\mathbf{D}}} = \text{diag}(1/\sqrt{d_1+d_{e1}+1} - 1/\sqrt{d_1+1}, \dots, 1/\sqrt{d_N+d_{eN}+1} - 1/\sqrt{d_N+1})$ , we have

$$\|\mathbf{E}_{\tilde{\mathbf{D}}}\| = \max_i \left( \frac{1}{\sqrt{d_i+d_{ei}+1}} - \frac{1}{\sqrt{d_i+1}} \right) = \delta. \quad (33)$$

Take (32) and (33) back into the 1st term of (31),

$$\|\tilde{\mathbf{D}}^{-\frac{1}{2}}\|^2 + \|\mathbf{E}_{\tilde{\mathbf{D}}}\|^2 = \delta^2 + \frac{1}{d_{\min}+1}. \quad (34)$$

The norm of the difference matrix of the augmented normalized adjacency matrix is

$$\|\mathbf{E}_{\tilde{\mathbf{A}}}\| = \|\hat{\mathbf{A}} - \tilde{\mathbf{A}}\| = \|\hat{\mathbf{A}} - \mathbf{A}\| = \|\mathbf{E}_{\mathbf{A}}\| \leq \varepsilon, \quad (35)$$

where  $\varepsilon$  is the bound in (7). For the 3rd term in (30), using triangular inequality and sub-multiplicativity, (32), (33) and (35), we have

$$\begin{aligned} &\|\tilde{\mathbf{D}}^{-\frac{1}{2}}\mathbf{E}_{\tilde{\mathbf{A}}}\mathbf{E}_{\tilde{\mathbf{D}}}, + \mathbf{E}_{\tilde{\mathbf{D}}}\tilde{\mathbf{A}}\tilde{\mathbf{D}}^{-\frac{1}{2}} + \mathbf{E}_{\tilde{\mathbf{D}}}\mathbf{E}_{\tilde{\mathbf{A}}}\tilde{\mathbf{D}}^{-\frac{1}{2}}\| \\ &\leq \|\tilde{\mathbf{D}}^{-\frac{1}{2}}\mathbf{E}_{\tilde{\mathbf{A}}}\mathbf{E}_{\tilde{\mathbf{D}}},\| + \|\mathbf{E}_{\tilde{\mathbf{D}}}\tilde{\mathbf{A}}\tilde{\mathbf{D}}^{-\frac{1}{2}}\| + \|\mathbf{E}_{\tilde{\mathbf{D}}}\mathbf{E}_{\tilde{\mathbf{A}}}\tilde{\mathbf{D}}^{-\frac{1}{2}}\| \\ &\leq \|\tilde{\mathbf{D}}^{-\frac{1}{2}}\|\|\mathbf{E}_{\tilde{\mathbf{D}}}\|(2\|\mathbf{E}_{\tilde{\mathbf{A}}}\| + \|\tilde{\mathbf{A}}\|) \\ &\leq \frac{\delta}{\sqrt{d_{\min}+1}}(2\varepsilon + \|\tilde{\mathbf{A}}\|). \end{aligned} \quad (36)$$

Insert (31), (34), (35) and (36) into (30), and with Theorem 2, we have

$$\begin{aligned} \|\mathbf{E}_{\tilde{\mathbf{A}}}\| &\leq (\delta^2 + \frac{1}{d_{\min}+1})(\|\tilde{\mathbf{A}}\| + \|\mathbf{E}_{\tilde{\mathbf{A}}}\|) \\ &\quad + \frac{\delta}{\sqrt{d_{\min}+1}}(2\|\mathbf{E}_{\tilde{\mathbf{A}}}\| + \|\tilde{\mathbf{A}}\|) \\ &\leq (\delta^2 + \frac{1}{d_{\min}+1} + \frac{\delta}{\sqrt{d_{\min}+1}})\|\tilde{\mathbf{A}}\| \\ &\quad + (\delta^2 + \frac{1}{d_{\min}+1} + \frac{2\delta}{\sqrt{d_{\min}+1}})\varepsilon, \end{aligned} \quad (37)$$

which yields the stated result.

### D. Proof for Corollary 1

With the Lipschitz continuity of softmax function  $|\sigma(\lambda_1) - \sigma(\lambda_2)| \leq L|\lambda_1 - \lambda_2|$  with  $L = 1$  and submultiplicativity of spectral norm, we get

$$\begin{aligned} &\|\sigma(\hat{\mathbf{S}}^K \mathbf{X} \hat{\mathbf{H}}) - \sigma(\mathbf{S}^K \mathbf{X} \mathbf{H})\| \\ &\leq \|\hat{\mathbf{S}}^K \mathbf{X} \hat{\mathbf{H}} - \mathbf{S}^K \mathbf{X} \mathbf{H}\| \\ &= \|\hat{\mathbf{S}}^K \mathbf{X} \hat{\mathbf{H}} - \hat{\mathbf{S}}^K \mathbf{X} \mathbf{H} + \hat{\mathbf{S}}^K \mathbf{X} \mathbf{H} - \mathbf{S}^K \mathbf{X} \mathbf{H}\| \\ &\leq \|\hat{\mathbf{S}}^K\| \|\mathbf{X}\| \|\hat{\mathbf{H}} - \mathbf{H}\| + \|\hat{\mathbf{S}}^K - \mathbf{S}^K\| \|\mathbf{X}\| \|\mathbf{H}\|. \end{aligned} \quad (38)$$

For the first term in (38), with the submultiplicativity of spectral norm, we have

$$\|\hat{\mathbf{S}}^K\| = \|\hat{\mathbf{S}}\hat{\mathbf{S}} \dots \hat{\mathbf{S}}\| \leq \|\hat{\mathbf{S}}\|^K \quad (39)$$

The data matrix  $\mathbf{X}$  is normalized by column, so its operator norm is bounded by

$$\|\mathbf{X}\| \leq \|\mathbf{X}\|_F = \sqrt{d}. \quad (40)$$

By letting  $\|\hat{\mathbf{H}} - \mathbf{H}\| \leq \delta_{\mathbf{H}}$ , we have

$$\|\hat{\mathbf{S}}^K\| \|\mathbf{X}\| \|\hat{\mathbf{H}} - \mathbf{H}\| \leq \|\hat{\mathbf{S}}\|^K \delta_{\mathbf{H}} \sqrt{d}. \quad (41)$$

For the second term in inequality (38), with Lemma 1, we have

$$\|\hat{\mathbf{S}}^K - \mathbf{S}^K\| \leq K\lambda^{K-1}\|\mathbf{E}_{\mathbf{S}}\|, \quad (42)$$

with  $\lambda = \max\{\|\hat{\mathbf{S}}\|, \|\mathbf{S}\|\}$ ,  $\mathbf{E}_{\mathbf{S}} = \hat{\mathbf{S}} - \mathbf{S}$ . Hence (38) is bounded by

$$\begin{aligned} &\|\hat{\mathbf{S}}^K\| \|\mathbf{X}\| \|\hat{\mathbf{H}} - \mathbf{H}\| + \|\hat{\mathbf{S}}^K - \mathbf{S}^K\| \|\mathbf{X}\| \|\mathbf{H}\| \\ &\leq (\|\hat{\mathbf{S}}\|^K \delta_{\mathbf{H}} + K\lambda^{K-1}\|\mathbf{E}_{\mathbf{S}}\| \|\mathbf{H}\|) \sqrt{d}. \end{aligned} \quad (43)$$

This completes the proof.