

A Systematic Review on Affective Computing: Emotion Models, Databases, and Recent Advances

Yan Wang ^a, Wei Song ^c, Wei Tao ^a, Antonio Liotta ^d, Dawei Yang ^a, Xinlei Li ^a, Shuyong Gao ^b, Yixuan Sun ^a, Weifeng Ge ^b, Wei Zhang ^b, and Wenqiang Zhang ^{a,b,*}

^a Academy for Engineering & Technology, Fudan University, Shanghai 200433; Shanghai Engineering Research Center of AI & Robotics, Shanghai 200433, China; and Engineering Research Center of AI & Robotics, Ministry of Education, Shanghai 200433, China;

yanwang19@fudan.edu.cn (Y.W.); 18110860008@fudan.edu.cn (W.T.); 18110860061@fudan.edu.cn (W.D.); 18110860019@fudan.edu.cn (X.L.); 1609271386@qq.com (Y.S.); wqzhang@fudan.edu.cn (W.Q.);

^b Shanghai Key Laboratory of Intelligent Information Processing, Fudan University, Shanghai, China;

18110240022@fudan.edu.cn (S.G.); wfge@fudan.edu.cn (W.G.); weizh@fudan.edu.cn (W.Z.); wqzhang@fudan.edu.cn (W.Q.)

^c College of Information Technology, Shanghai Ocean University, Shanghai 201306, China;

wsong@shou.edu.cn (W.S.)

^d Faculty of Computer Science, Free University of Bozen-Bolzano, Italy;

antonio.liotta@unibz.it (A.L.)

* Correspondence: wqzhang@fudan.edu.cn; Tel: +86-185-0213-9010

Abstract: With the rapid development of artificial intelligence and the universal promotion of real-life computer applications, affective computing plays a key role in human-computer interactions, entertainment, teaching, safe driving, and multimedia integration. Major breakthroughs have been made recently in the areas of affective computing (i.e., emotion recognition and sentiment analysis). Affective computing is realized based on unimodal or multimodal data, primarily consisting of physical information (e.g., textual, audio, and visual data) and physiological signals (e.g., EEG and ECG signals). Physical-based affect recognition caters to more researchers due to multiple public databases. However, it is hard to reveal one's inner emotion hidden purposely from facial expressions, audio tones, body gestures, etc. Physiological signals can generate more precise and reliable emotional results; yet, the difficulty in acquiring physiological signals also hinders their practical application. Thus, the fusion of physical information and physiological signals can provide useful features of emotional states and lead to higher accuracy. Instead of focusing on one specific field of affective analysis, we systematically review recent advances in the affective computing, and taxonomize unimodal affect recognition as well as multimodal affective analysis. Firstly, we introduce two typical emotion models followed by commonly used databases for affective computing. Next, we survey and taxonomize state-of-the-art unimodal affect recognition and multimodal affective analysis in terms of their detailed architectures and performances. Finally, we discuss some important aspects on affective computing and their applications and conclude this review with an indication of the most promising future directions, such as the establishment of baseline dataset, fusion strategies for multimodal affective analysis, and unsupervised learning models. The overall goal of this systematic overview is to facilitate academic and industrial researchers alike in understanding the recent advances as well as new developments in this fast-paced, high-impact domain.

Keywords: affective computing, machine learning, deep learning, feature learning, unimodal affect recognition, multimodal affective analysis

1. Introduction

Affective computing is an umbrella term for human emotion, sentiment, and feelings [1], emotion recognition, and sentiment analysis. Since the concept of affective computing was proposed by Prof. Picard [2] in 1997, it has been guiding studies on the ability of computers to identify and express emotions, respond intelligently to human emotions, and regulate and utilize human emotions [3]. In many practical applications, it is desired to build a cognitive, intelligent system [4] that can distinguish and understand people's affect, and meanwhile make sensitive and friendly responses in a timely manner [5,6]. For example, in an intelligent vehicle system, the real-time monitoring of the driver's emotional state and the necessary response based on the monitored results can effectively reduce the possibility of accidents [7,8]. In social media, affective computing can avidly help to understand the opinions being expressed on different platforms [9]. Thus, many researchers [3,10] believe that affective computing is the key to promote and advance development of AI, human intelligence, and all research fields.

Affective computing involves the two key topics of “emotion recognition” and “sentiment analysis” [11–14]. In order to understand and compute the emotion or sentiment, psychologists proposed two typical theories to model human emotion: basic emotion theory (discrete or categorical emotion model) [15] and multi-dimensional theory (dimensional emotion model) [16]. The emotion recognition aims to detect the emotional state of human beings (i.e., discrete emotions or dimensional emotions) [17], and mostly focuses on visual emotion recognition (VER) [18], audio/speech emotion recognition (AER/SER) [19], and physiological emotion recognition (PER) [20]. In contrast, the sentiment analysis mostly concentrates on textual evaluations and opinion mining [21] on social events, marketing campaigns, and product preferences. The results of sentiment analysis are typically positive, negative, or neutral [10,22].

Considering that people in a happy mood typically have a positive attitude toward the surrounding environment, emotion recognition and sentiment analysis can be overlapped. In fact, multimodal affective analysis can handle emotion recognition and sentiment analysis, simultaneously. In [23], a framework based on the context-level inter-modal attention was designed to predict the sentiment (positive or negative) and expressed emotions (anger, disgust, fear, happy, sad or surprise) of an utterance.

Recent advances in affective computing have promoted the release of public benchmark databases, mainly consisting of unimodal databases (i.e., textual, audio, visual, and physiological databases) and multimodal databases (textual-audio-visual databases and video-physiological databases). These commonly used databases have, in turn, motivated the development of conventional machine learning (ML)-based and deep learning (DL)-based affective analysis.

A study [24] revealed that human emotions are expressed mainly through facial expressions (55%), voice (38%), and language (7%) in daily human communication. In this review, textual, audio, and visual signals are collectively referred to as physical affect data. Since people tend to express their ideas and thoughts freely on social-media platforms and websites, a large amount of physical affect data can be easily collected. Based on these data, many researchers pay attention to identifying subtle emotions expressed either explicitly or implicitly [25–27]. However, physical-based affect recognition may be ineffective since humans may involuntarily or deliberately conceal their real emotions (so-called social masking) [20]. In contrast, physiological signals (e.g., EEG and ECG) are not subject to these constraints as one’s spontaneous physiological activities associated with emotions are hardly changed by the subject. Thus, EEG-based or ECG-based emotion recognition can lead to more objective and reliable predictions in real time and provide useful features of emotional states [29, 30].

Human affect expression is a complex psychological and physiological phenomenon [30]. Nowadays, researches focus on multi-physical modality fusion for affective analysis [31], as human beings naturally communicate and express affect through multimodal information. For example, in a conversation scenario, a person’s emotional state can be demonstrated by the words of speech, the tones of voice, facial expressions and emotion-related body gestures [32]. Textual, auditory and visual information together provide more information than they do individually [33], just like the brain validating events relies on several sensory input sources.

With the rapid progress of physical-touching mechanisms or intrusive techniques such as low-cost wearable sensors, some emotion-recognition methods are based on multimodal physiological signals (e.g., EEG, ECG, EMG and EDA). By integrating physiological modalities with physical modalities, physical-physiological affective computing can detect and recognize the subtle sentiments and complex emotions [34,35]. It is worth mentioning that the suitable selection of the unimodal emotion data and multimodal fusion strategies [36] are the two key components of multimodal affective analysis systems, which often outperform the unimodal emotion recognition systems [37]. Hence, our proposed review not only provides a summary of multimodal affective analysis, but also introduces the state-of-the-art of unimodal affect recognition.

Although there exist many survey papers about affective computing, most of them focus on physical-based affect recognition. For facial expression recognition (FER), existing studies have provided a brief review of FER [38], DL-based FER systems [39], facial micro-expressions analysis (FMEA) [40], and 3D-FER [41]. Besides, [42] discussed the research results of the sentiment analysis using transfer learning algorithms, whereas authors in [43] surveyed the DL-based methods for SER.

However, there are just a few review papers related to the physiological-based emotion recognition and physical-physiological fusion for affective analysis in recent years. For example, Jiang et al. [17] discussed multimodal databases, the feature extraction based on physical or EEG signals, and multimodal fusion strategies and recognition methods. Thus, several issues have not been thoroughly addressed in previous reviews: 1) existing reviews take a specialist view and lack a broader perspective, for instance when classifying the various methods and advances, some reviews do not consider DL-based affect recognition

or multimodal affective analysis; 2) existing reviews do not provide a clear picture about the performance of state-of-the-art methods and the implications of their recognition ability.

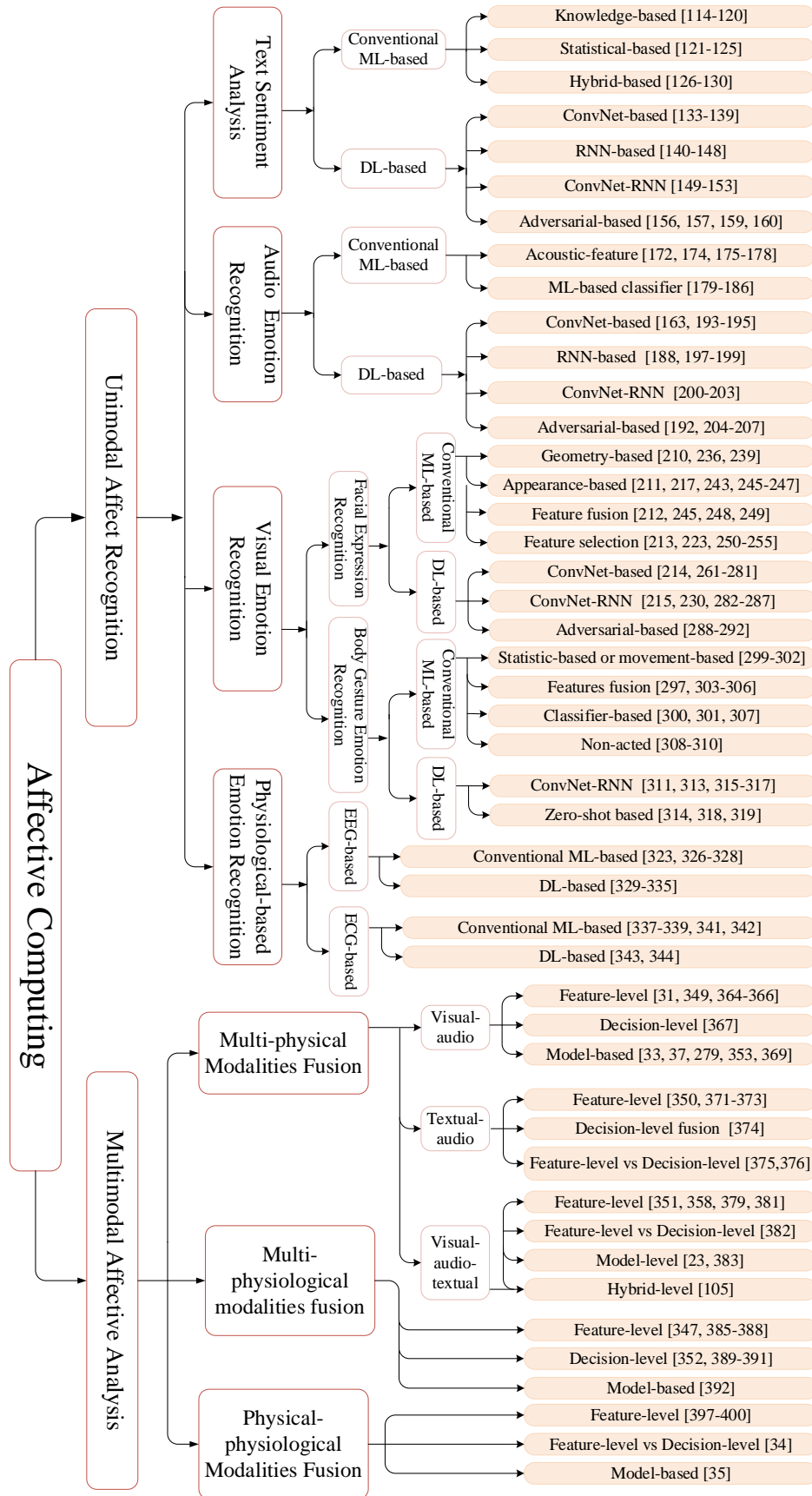


Fig. 1. Taxonomy of affective computing with representative examples.

A robust affective computing system cannot work without sufficient data and well-designed methods. As another important contribution to our review, we aim to cover both aspects of affective computing by introducing series of research methods and results as well as discussions and future works of affective analysis.

To sum up, the major contributions of this paper are multi-fold:

- 1) To the best of our knowledge, this is the first review that categorizes affective computing into two broad classes, i.e., unimodal affect recognition and multimodal affective analysis, and further taxonomizes them based on the data modalities.
- 2) In the retrospect of 20 review papers released between 2017 and 2020, we present a systematic review of more than 350 research papers published in the past 15 years in leading conferences and journals. This leads to a vast body of works, as taxonomized in Fig. 1, which will help the reader navigate through this complex area.
- 3) We provide a comprehensive taxonomy of state-of-the-art (SOTA) affective computing methods from the perspective of either conventional ML-based methods or DL-based techniques, considering how the different modalities of affective information may be used to analyze and recognize affect properly.
- 4) Benchmark databases for affective computing are categorized in accordance with four modalities and video-physiological modalities. The key characteristics and availability of these databases are summarized. Using publicly used databases, we provide a comparative summary of the properties and quantitative performance of some key methods.
- 5) Finally, we discuss existing difficulties and problems as well as some potential factors in affective computing, which can guide future researches on emotion recognition and sentiment analysis.

The rest of the paper is organized as followed. Section 2 discusses the existing review works, pinpointing useful works and better identifying the contributions of this paper. Section 3 surveys two kinds of emotion models, the discrete and the dimensional one. Then Section 4 discusses in details four kinds of databases, which are commonly used to train and test affective computing algorithms. We then provide an extensive review of the most recent advances in affective computing, including unimodal affect recognition (Section 5) and multimodal affective analysis (Section 6). Finally, discussions are presented in Section 7, while conclusions and new developments are stated in Section 8. Table 1 lists the main acronyms used herein for the reader's reference.

Table 1. Main acronyms.

Acronym	Full Form	Acronym	Full Form
TSA	Textual Sentiment Analysis	SER	Speech Emotion Recognition
FER	Facial Expression Recognition	FMER	Facial Micro-Expression Recognition
4D/3D-FER	4D/3D Facial Expression Recognition	EBGR	Emotional Body Gesture Recognition
EEG	Electroencephalogram	ECG	Electrocardiography
EMG	Electromyography	EDA	Electro-Dermal Activity
ML	Machine Learning	DL	Deep Learning
GMM	Gaussian Mixture Model	MLP	Multi-Layer Perceptron
NB	Naive Bayesian	LSTM	Long- Short-Term Memory
LDA	Linear Discriminant Analysis	DCNN	Deep Conventional Neural Network
DT	Decision Tree	CNN	Conventional Neural Network
KNN	K-Nearest Neighbors	RNN	Recurrent Neural Network
HMM	Hidden Markov Model	GRU	Gated Recurrent Unit
ANN	Artificial Neural Network	AE	Auto-encoder
PCA	Principal Component Analysis	GAN	Generative Adversarial Network
MLP	Multi-layer Perceptron	VGG	Visual Geometry Group
SVM	Support Vector Machine	DBN	Deep Belief Network
RBM	Restricted Boltzmann Machine	HAN	Hierarchical Attention Network
RBF	Radial Basis Function	ResNet	Residual Networks
FC	Full-connected	GAP	Global Average Pooling
MKL	Multiple Kernel Learning	AUs	Action Units
RF	Random Forest	AAM	Active Appearance Model
ICA	Independent Component Analysis	LFPC	Logarithmic Frequency Power Coefficient
BoW	Bag-of-Words	ROIs	Regions of Interest
LBP-TOP	Local Binary Pattern from Three Orthogonal Planes	MFCC	MEL Frequency Cepstrum Coefficient

2. Related works

In this section, we introduce the most relevant reviews released between 2017 and 2020 from the perspective of affect modalities (i.e., physical modality, physiological modality, and physical-physiological modality). Table 2 shows a summary of these latest reviews, comparing with our survey. The comparison includes publication year, emotion model, database (DB), modality, multimodal fusion strategies, data-driven methods, and quantitative evaluation (QE). According to Table 2, our review systematically covers all aspects of affective computing.

2.1 Reviews on physical-based affect recognition

Researches of physical-based affect recognition (using the visual, textual, and audio modalities) are predominant in current affective analysis. For visual modality, most studies surveyed FER [38,39,41,44] and FMEA [40]. Noroozi et al. [45] reviewed the representation learning and emotion recognition from the emotional body gestures followed by multimodal emotion recognition on the basis of speech or face and body gestures. For textual modality, the works on sentiment analysis and emotion recognition can be completed according to the implicit emotions in the conversation [42,43,46–48]. Han et al. [49] aimed at tackling diverse challenges associated with emotional AI systems, and presented DL-based emotion recognition using three kinds of physical signals. In contrast, Erik et al. [12] took multimodal fusion into consideration and provided a critical analysis of potential performance improvements with multimodal analysis under different categories of SOTA fusion techniques, compared to unimodal analysis.

All these recent works listed in Table 2 have reviewed the DL-based methods for affective analysis. This indicates a clear development trend in the application of deep learning for affective analysis. However, the existing works have not fully addressed the achievements in DL-based affective analysis, which is one of the objectives of our review.

2.2 Reviews on physiological-based emotion recognition

The emerging development of physiological emotion recognition has been made possible by the utilization of embedded devices for the acquisition of physiological signals. In 2019, Bota et al. [50] reviewed ML-based emotion recognition using physiological signals, along with the key theoretical concepts and backgrounds, SOTA methods and future developments. Garcia-Martinez et al. [51] reviewed nonlinear emotion recognition methods based on EEG signal analysis, and identified some nonlinear indexes that could be employed for EEG-based emotion recognition in future research. Alarcão and Fonseca [29] also reviewed works about EEG-based emotion recognition from 2009 to 2016, but focused on subjects, feature representation, classification, and their performance.

Recent works listed in Table 2 have reviewed the discrete and dimensional affective analysis based on machine learning, and included only one review involved a few DL-based models. In our review, ML-based methods together with DL-based models have promoted the advance of physiological-based emotion recognition.

2.3 Reviews on physical-physiological fusion for affective analysis

There is a clear trend of using both physical and physiological signals for affective analysis. In 2019, Rouast et al. [13] reviewed 233 DL-based human affective recognition methods that use audio-visual and physiological signals for learning spatial, temporal and joint feature representations. In 2020, Zhang et al. [20] introduced different feature extraction, feature reduction, and ML-based classifiers in terms of the standard pipeline for multi-channel EEG emotion recognition, and discussed the recent advances of multimodal emotion recognition based on conventional ML or DL techniques. In 2020, Jiang et al. [17] summarized the current development of multimodal databases, the feature extraction based on EEG, visual, audio and text information, and multimodal fusion strategies and recognition methods according to the pipeline of the real-time emotion health surveillance system. Shoumy et al. [14] presented extensive reviews on different frameworks and SOTA techniques using textual, audio, and visual modalities combining with physiological modalities, and critical analysis of their performances. In the end, nine applications of affective analysis are discussed followed by their trends and future works.

All these recent works listed in Table 2 have included relatively general aspects related to affective computing including emotion models, unimodal affect recognition and multimodal fusion for affective analysis as well as ML-based and DL-based models. However, the existing works have not fully elaborated the achievements and their comparisons in unimodal and multimodal affective analysis, which is one of the objectives of our review.

Table 2. Overview of the recent reviews on affective computing from 2017 to 2020 and our proposed review.

Author	Year	^a Emotion models		DB	^b Modalities				^c Multimodal fusion strategies				Methods		QE	
		Dis	Dim		T	A	V	P	VA	TA	VAT	M-P	P-P	ML		DL
Reviews on physical based Affect Recognition																
Ko [38]	2018	✗	✗	✓	✗	✗	✓	✗	✗	✗	✗	✗	✗	✓	✓	✓
Patel et al. [44]	2020	✗	✗	✓	✗	✗	✓	✗	✗	✗	✗	✗	✗	✓	✓	✓
Li et al. [39]	2020	✗	✗	✓	✗	✗	✓	✗	✗	✗	✗	✗	✗	✗	✓	✓
Alexandre et al. [41]	2020	✗	✗	✓	✗	✗	✓	✗	✗	✗	✗	✗	✗	✓	✓	✓
Merghani et al. [40]	2018	✗	✗	✓	✗	✗	✓	✗	✗	✗	✗	✗	✗	✓	✓	✓
Noroozi et al. [45]	2018	✓	✓	✓	✗	✓	✓	✗	✓	✗	✗	✗	✗	✓	✓	✗
Liu et al. [42]	2019	✗	✗	✓	✓	✗	✗	✗	✗	✗	✗	✗	✗	✓	✓	✓
Poria et al. [46]	2019	✓	✓	✓	✓	✗	✗	✗	✗	✗	✗	✗	✗	✗	✓	✓
Yue et al. [47]	2019	✓	✓	✓	✓	✗	✗	✗	✗	✗	✗	✗	✗	✓	✓	✗
Khalil et al. [43]	2019	✗	✗	✓	✓	✗	✗	✗	✗	✗	✗	✗	✗	✗	✓	✓
Wang et al. [48]	2020	✓	✓	✓	✓	✗	✗	✗	✗	✗	✗	✗	✗	✓	✗	✗
Han et al. [49]	2019	✗	✗	✗	✓	✓	✓	✗	✗	✗	✗	✗	✗	✗	✓	✗
Erik et al. [12]	2017	✓	✓	✓	✓	✓	✓	✗	✓	✓	✓	✗	✗	✓	✓	✓
Reviews on physiological-based Emotion Recognition																
Bota et al. [50]	2019	✓	✓	✓	✗	✗	✗	✓	✗	✗	✗	✗	✗	✓	✓	✓
¹ G-M et al. [51]	2019	✓	✓	✗	✗	✗	✗	✓	✗	✗	✗	✗	✗	✓	✗	✓
² Ala. and Fon. [29]	2019	✓	✓	✗	✗	✗	✗	✓	✗	✗	✗	✗	✗	✓	✗	✓
Reviews on physical-physiological fusion for affective analysis																
Rouast et al. [13]	2019	✓	✓	✓	✗	✓	✓	✓	✓	✗	✗	✓	✗	✓	✓	✓
Zhang et al. [20]	2020	✓	✓	✓	✓	✓	✓	✓	✓	✗	✗	✓	✗	✓	✓	✓
Jiang et al. [17]	2020	✗	✗	✓	✓	✓	✓	✓	✓	✗	✓	✗	✓	✓	✓	✓
Shoumy et al. [14]	2020	✓	✓	✓	✓	✓	✓	✓	✓	✗	✓	✓	✓	✓	✓	✓
Proposed review																
Our proposed	2021	✓	✓	✓	✓	✓	✓	✓	✓	✓	✓	✓	✓	✓	✓	✓

^a Emotion model: Dis = Discrete, Dim = Dimensional. ¹ G-M= Garcia-Martinez. ² Ala. and Fon.= Alarcão and Fonseca.

^b Modalities: V = Visual data (Facial expression, Body gesture), A = Audio data (Speech), T = Textual data, and P = Physiological data (e.g., EEG, ECG, and EMG).

^c Multimodal fusion strategies: VA = Visual-Audio, TA = Textual-Audio, VAT = Visual-Audio-Textual, M-P = Multi-physiological, P-P = Physical-physiological.

3. Emotion models

In affective computing, the definition of emotions or affects is essential to establish the criteria for affect recognition. The basic concept of emotions was defined by Ekman [52] during the 1970s. Although psychologists attempt to classify emotions by different ways in the multidisciplinary fields of neuroscience, philosophy, and computer science [53], there is no unanimously accepted emotion models. In the area of affective computing, there are two types of generic emotion models, namely discrete emotion model [52] and dimensional emotion model (or continuous emotion model) [16,54].

3.1 Discrete emotion models

Discrete emotion models, also called as categorical emotion models, define emotions into limited categories. Two widely used discrete emotion models are Ekman's six basic emotions [52] and Plutchik's emotional wheel model [55], as shown in Fig.2 (a) and Fig. 2 (b), respectively.

Ekman's basic emotion model and its variants [56,57] are widely accepted by the emotion recognition community [58,59]. The six basic emotions typically include anger, disgust, fear, happiness, sadness, and surprise. They were derived with the following criteria [52]: 1) Basic emotions must come from human instinct; 2) People can produce same basic emotions when facing same situation; 3) People express same basic emotions under same semantics; 4) These basic emotions must have the same pattern of expression for all people. Development of Ekman's basic emotion model is based on the hypothesis that human emotions are shared across races and cultures. However, different cultural backgrounds may have different interpretations of basic emotions, and different basic emotions can be mixed to produce complex or compound emotions [15].

In contrast, Plutchik's wheel model [55] involves eight basic emotions (i.e., joy, trust, fear, surprise, sadness, anticipation, anger, and disgust) and the way of how these are related one another (Fig. 2 (b)). For example, joy and sadness are opposites, and anticipation can easily develop into vigilance. This wheel model is also referred to as the componential model, where the stronger emotions occupy the center, while the weaker emotions occupy the extremes, depending on their relative intensity levels. **These discrete emotions can be generally categorized into three kinds of polarity (positive, negative, and neutral), which are often used for sentiment analysis. To describe fine-grained sentiments, the ambivalent sentiment handling [60] is proposed to analyze the multi-level sentiment and improve the performance of binary classification.**

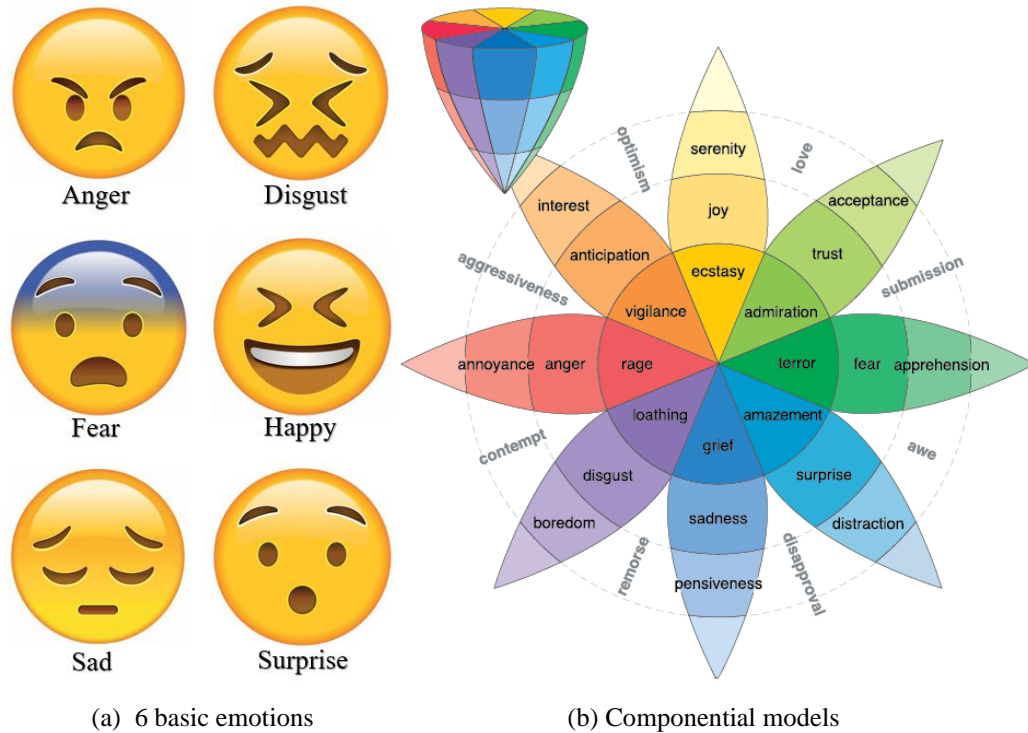


Fig. 2. Two discrete emotion models for affective computing. (a) 6 basic emotion models [15] shown in emoji types and (b) componential models (Plutchik's emotional wheel model) [55].

3.2 Dimensional emotion model

To overcome the challenges confronted by the discrete emotion models, many researchers have adopted the concept of a continuous multi-dimensional space model. Although psychologists have no consensus on the dimensions of emotion, one of the most recognized models is the Pleasure-Arousal-Dominance (PAD) [16], as shown in Fig. 3 (a).

Similar with Mehrabian's three-dimensional space theory of emotion [61], the PAD model has three dimensional spaces: 1) the Pleasure (Valence) dimension, representing the magnitude of human joy from distress extreme to ecstasies; 2) the Arousal (Activation) dimension, measuring physiological activity and psychological alertness level; 3) the Dominance (Attention) dimension, expressing the feeling of influencing the surrounding environment and other people, or of being influenced by the surrounding environment and others.

Since two dimensions of Pleasure and Arousal in the PAD model could represent the vast majority of different emotions [62], Russell [54] proposed a Valence-Arousal based circumplex model to represent complex emotions. This model defines a continuous, bi-dimensional emotion space model with the axes of Valence (the degree of pleasantness or unpleasantness) and Arousal (the degree of activation or deactivation), as shown in Fig. 3 (b). The circumplex model consists of four quadrants. The first quadrant, activation arousal with positive valence, shows the feelings associated with happy emotions; And the third quadrant, with low arousal and negative valence, is associated with sad emotions. The second quadrant shows angry emotions within high arousal and negative valence; And the fourth quadrant shows calm emotion within low arousal and positive valence [63].

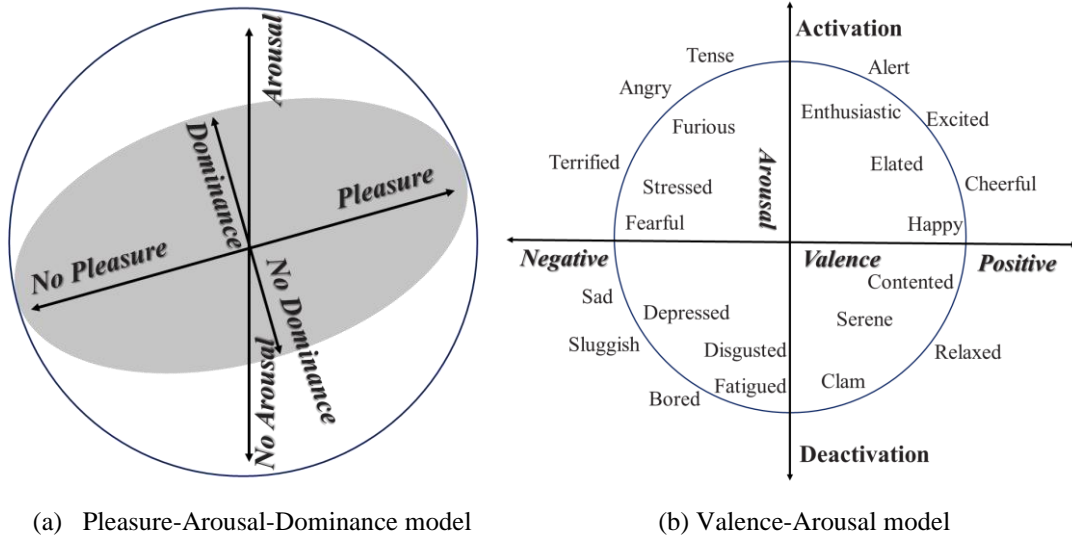


Fig. 3. Dimensional emotion models. (a) Pleasure-Arousal-Dominance (PAD) model reproduced based on [61] and (b) Valence-Arousal (V-A) model reproduced based on [54].

4. Databases for affective computing

Most works on affective computing are inseparable from publicly available databases. These databases can be classified into textual, speech/audio, visual, physiological, and multimodal databases according to the data modalities. The properties of these databases have far-reaching influence on the model design and network architecture for affective analysis.

4.1 Textual databases

Databases for textual sentiment analysis include the text data in different granularities (e.g., word, sentence, and document), labeled with emotion or sentiment tags, such as positive, negative, emphatic, general, sad, happy, and so on.

The earliest textual sentiment database is **Multi-domain sentiment (MDS)** [64,65]. MDS contains more than 100,000 sentences, which are product reviews acquired from Amazon.com. These sentences are labeled with both two sentiment categories (positive and negative) and five sentiment categories (strong positive, weak positive, neutral, weak negative, strong negative).

Another widely-used large database for binary sentiment classification is **IMDB** [66]. It provides 25,000 highly polar movie reviews for training and 25,000 for testing. **Stanford sentiment treebank (SST)** [67] is the semantic lexical database annotated by Stanford University. It includes a fine-grained emotional label of 215,154 phrases in a parse tree of 11,855 sentences, and it is the first corpus with fully labeled parse trees.

4.2 Speech/Audio databases

According to the type of speech signals, speech databases can be divided into two types: non-spontaneous (simulated and induced) and spontaneous.

In the early stage, non-spontaneous speech databases were mainly generated from professional actors' performances. Such performance-based databases are regarded as reliable ones because they can perform well-known emotional characteristics in professional ways. For example, the **Berlin Database of Emotional Speech (Emo-DB)** [68] contains about 500 utterances spoken by 10 actors (5 men and 5 women) in a happy, angry, anxious, fearful, bored and disgusted way. However, these non-spontaneous emotions can be exaggerated a little more than the real emotions. Thus, the recognition algorithms based on these non-spontaneous databases may not be that effective in real situations.

To narrow this gap, spontaneous speech databases have been developed recently. One way to build spontaneous databases is based on induction. During the construction of induced databases, subjects are put in a specific environment to induce certain emotions, while they are watching movies or playing computer games. Compared with the performance-based databases, the emotional characteristics of the induced databases are more authentic. The **Belfast Induced Natural Emotion (Belfast)** [69] was recorded from 40 subjects (aged between 18 and 69, 20 men and 20 women) at Queen University in Northern Ireland, UK. Each subject took part in five tests, each of which contained short video recordings

(5 to 60 seconds in length) with stereo sound, and related to one of the five emotional tendencies: anger, sadness, happiness, fear, and neutrality.

4.3 Visual databases

Humans often express emotions visually, through facial expressions and body gestures. Thus, visual-based emotion databases can also be divided into two categories: facial expression databases and body gesture emotion databases.

4.3.1 Facial expression databases

The comparison of facial expression databases is shown in Table 3. The early facial expression databases are derived from the emotions purposely performed by subjects in the laboratory (In-the-Lab). For In-the-Lab facial expression databases, these recordings of these emotions are induced by the subjects or acted by professional actors. For example, **JAFFE** [70] released in 1998, includes 213 images of 7 facial expressions, posed by 10 Japanese female models. To construct the **extended Cohn-Kanade (CK+)** [71], an extension of **CK** [72], subjects were instructed to perform 7 facial expressions. The facial expression images were recorded and analyzed to provide protocols and baseline results for facial feature tracking, action units (AUs), and emotion recognition. Different from **CK+**, **MMI** [73] consists of onset-apex-offset sequences.

Oulu-CASIA NIR-VIS (Oulu-CASIA) [74] released in 2011, includes 2,880 image sequences captured with one of two kinds of imaging systems under three kinds of illumination conditions. Moreover, most of facial micro-expression databases are constructed for induced emotions.

For multi-view and multi-pose facial expression recognition, **Binghamton University 3D Facial Expression (BU-3DFE)** [75] contains 606 facial expression sequences captured from 100 people with one of six facial expressions. **BU-4DFE** [76] is developed based on the dynamic 3D space, which includes 606 high-resolution 3D facial expression sequences. **BP4D** [77] released in 2014, is a well-annotated 3D video database of spontaneous facial expressions, elicited from 41 participants (23 women, 18 men), by well-validated emotion inductions. **4DFAB** [78] released in 2018, contains at least 1,800,000 dynamic high-resolution 3D faces captured from 180 subjects in four different sessions spanning.

Similar to **MMI** [73], all micro-expression databases consist of onset-apex-offset sequences. **Spontaneous Micro-expression (SMIC)** [79] contains 164 micro-expression video clips elicited from 16 participants. **CASME II** [80] has videos with relatively high temporal and spatial resolution. The participants' facial expressions have been elicited in a well-controlled laboratory environment and proper illumination. **Spontaneous Micro-Facial Movement (SAMM)** [81] has the highest resolution of images among the currently-public databases, and its participants were from the most diverse ethnicities and had the widest range of ages.

Acted facial expression databases are often constructed in a specific environment. Another way to build databases is collecting facial expression images/videos from the Internet, which we refer to as In-the-Wild. **FER2013** [82] is a firstly public large-scale and unconstrained database that contains 35,887 gray images with 48×48 pixels, collected automatically through the Google image search API. The Static Facial Expressions In-the-Wild (**SFEW 2.0**) [83] is divided into three sets, including Train (891 images) and Val (431 images), labeled as one of six basic expressions (anger, disgust, fear, happiness, sadness and surprise), as well as the neutral and Test (372 images) without expression labels. **EmotioNet** [84] consists of one million images with 950,000 automatically annotated AUs and 25,000 manually annotated AUs. The database for **Expression in-the-Wild (ExpW)** [85] contains 91,793 facial images, manually labelled with 7 facial expressions. Non-face images were removed in the annotation process. **AffectNet** [86] contains over 1,000,000 facial images, of which 450,000 images are manually annotated with eight discrete expressions (six basic expressions plus neutral and contempt), and the dimensional intensity of valence and arousal. **Real-world Affective Face Database (RAF-DB)** [87] contains 29,672 highly diverse facial images from the Internet, with manually crowd-sourced annotations (seven basic and eleven compound emotion labels). **Dynamic Facial Expression in the Wild (DFEW)** [88] consists of over 16,000 video clips from thousands of movies with various themes. Professional crowdsourcing is applied to these clips, and finally 12,059 clips have been selected, with 7 expressions (six basic expressions plus neutral) for accurate labeling.

TABLE 3. Comparison of facial expression databases
SBE = Seven Basic Emotions (anger, disgust, fear, happy, sad and surprise, neutral).

Database	Year	Samples	Subject	Expression Category
In-the-Lab				
¹ JAFFE [70]	1998	219 images	10	SBE
² CK [72]	2000	1,917 images	210	SBE plus Contempt
² CK+ [71]	2010	593 sequences	123	SBE plus Contempt
³ MMI [73]	2010	740 images, 2,900 videos	25	SBE
⁵ Oulu-CASIA [74]	2011	6 kinds of 480 sequences	80	SBE
⁶ BU-3DFE [75]	2006	2,500 3D images	100	SBE
⁶ BU-4DFE [76]	2008	606 3D sequences	101	SBE
⁶ BP4D [77]	2014	328 3D + 2D sequences	41	Six basic expressions plus Embarrassed
⁷ 4DFAB [78]	2018	1.8 million+ 3D images	180	Six basic expressions
⁸ SMIC [79]	2013	164 sequences	16	Positive, Negative, Surprise
⁹ CASME II [80]	2014	255 sequences	35	Six basic expressions plus Others
SAMM [81]	2018	159 sequences	32	Six basic expressions plus Others
In-the-Wild				
¹⁰ FER2013 [82]	2013	35,887 gray images	/	SBE
¹¹ SFEW 2.0 [83]	2015	1694 images		Six basic expressions
¹² EmotioNet [84]	2016	1,000,000 images	/	Compound expressions
¹³ ExpW [85]	2016	91,793 images	/	SBE
¹⁴ AffectNet [86]	2017	450,000 images	/	SBE plus Contempt Valence and Arousal
¹⁵ RAF-DB [87]	2017	29,672 images	/	SBE Compound expressions
¹⁶ DFEW [88]	2020	12059 clips	/	SBE

¹ kasrl.org/jaffe ² jeffcohn.net/Resources/ ³ mmifacedb.eu/ ⁴ socsci.ru.nl:8180/RaFD2/RaFD

⁵ oulu.fi/cmvs/node/41316 ⁶ cs.binghamton.edu/~lijun/Research/3DFE/3DFE_Analysis

⁷ eprints.ndx.ac.uk/24259/ ⁸ oulu.fi/cmvs/node/41319 ⁹ fu.psych.ac.cn/CASME/casme2-en.php

¹⁰ kaggle.com/c/challenges-in-representation-learning-facial-expression-recognition-challenge

¹¹ cs.anu.edu.au/few/emotiv2015 ¹² cbcs1.ece.ohio-state.edu/dbform_emotionet

¹³ mmlab.ie.cuhk.edu.hk/projects/socialrelation/ ¹⁴ mohammadmahoor.com/affectnet/

¹⁵ whdeng.cn/raf/model1 ¹⁶ dfew-database.github.io

4.3.2 Body gesture emotion databases

Although studies in emotion recognition focused mainly on facial expressions, a growing number of researchers in affective neuroscience demonstrates the importance of the full body for expressions and even unconscious emotion recognition. In general, bodily expressive cues are easier to be perceived than subtle changes in the face. To capture natural body movements, body gesture emotion databases contain a corpus of video sequences collected from either real life or movies. Table 4 shows the comparison of body gesture databases, as described next.

EmoTV [89] contains interview video sequences from French TV channels. It has multiple types of annotations but is not publicly available. To our best knowledge, **Face and BODY database (FABO)** [90] is the first publicly available bimodal database containing both face and body gesture. The recordings for each subject taking more than one-hour store rich information of various affective statement. Moreover, **THEATER Corpus** [91] consists of sections from two movie versions which are coded with eight affective states corresponding to the eight corners of PAD space [92]. **Geneva Multimodal Emotion Portrayals (GEMEP)** [93] is a database collecting body postures and gestures from the perspectives of both an interlocutor and an observer. The GEMEP database is one of the few databases that have frame-by-frame AU labels [94]. The database for **Emotional body expression in daily actions database (EMILYA)** [95] collected body gestures in daily motions. Participants were trained to be aware of using their body to express emotions through actions. **EMILYA** includes not only videos of facial and bodily emotional expressions, but also 3D data of the whole-body movement.

TABLE 4. Comparison of body gesture databases.

Database	Year	Modality	Sources	Sub.	Category
EmoTV [89]	2005	Face, Body Gaze	51 images	/	14 emotions
¹ FABO [90]	2006	Face, Body	1900 videos	23	10 emotions
THEATRE	2009	Body	/	/	8 emotions
² GEMEP [93]	2010	Face, Body	7000+	10	18 emotions
EMILYA [95]	2014	Face, Body	/	11	8 emotions

¹ cl.cam.ac.uk/~hg410/fabo/. ² affective-sciences.org/gemep.

4.4 Physiological databases

Physiological signals are not affected by social masking compared to textual, audio, and visual emotion signals, and thus are more objective and reliable for emotion recognition. Physiological data usually come from EEG, ECG, RESP and EMG. EEG measures the electrical activity of the brain. ECG records the potential differences that are propagated to the skin surface resulting from the electrical activity of the heart. RESP measures the respiration pattern. EMG measures the electric activity of skeletal muscle with a skin surface electrode or a needle electrode. Many databases are constructed by collecting these signals as shown in Table 5.

As a comprehensive physiological-based database, **DEAP** [96] comprises a 32-channel EEG, a 4-channel EOG, a 4-channel EMG, RESP, plethysmograph, Galvanic Skin Response (GSR) and body temperature, from 32 subjects. Each subject participated in 40 EEG trials, in each of which a specific one emotion was elicited by a music video. Immediately after watching each video, subjects were required to rate their truly-felt emotion from five dimensions: valence, arousal, dominance, liking and familiarity.

SEED [97,98] is based only on EEG recordings, from 15 subjects. However, it enables repeated experiences to improve data reliability/stability. In their study, participants were asked to experience three EEG recording sessions, with an interval of two weeks between two successive recording sessions. Within each session, each subject was exposed to the same sequence of fifteen movie excerpts, each one approximately four-minute-long, to induce three kinds of emotions: positive, neutral, and negative.

Some databases are task driven. For example, **Detecting Stress during Real-World Driving Tasks (DSdRD)** [7] is used to determine relative stress levels in drivers. It contains signals from 24 volunteers while having a rest for at least 50 minutes after their driving tasks. These volunteers were asked to fill out questionnaires which were used to map their state into low, medium, and high-stress levels.

AMIGOS [99] was designed to collect participants' emotions in two social contexts: individual and group. AMIGOS was constructed in 2 experimental settings. First, 40 participants watched 16 short emotional videos. Then, they watched 4 long videos, including a mix of lone and group sessions. These emotions were annotated with not only self-assessment of affective levels but also external-assessment of valence and arousal, through GSR and ECG signals.

Wearable devices help to bridge the gap between lab studies and the real-life emotions. **Wearable Stress and Affect Detection (WESAD)** [100] was constructed for stress detection, providing multimodal, high-quality data, including three different affective states (neutral, stress, amusement).

TABLE 5. Comparison of physiological-based databases.

Database	Year	Components							Subjects	Emotion Categories
		EEG	EOG	EMG	GSR	RESP	ECG	Others		
¹ DEAP [96]	2012	■	■	■	■	■	/	Plethysmograph	32	Valence and Arousal
² SEED [97,98]	2015	■	/	/	/	/	/	/	15	Positive, Neutral, and Negative
DSdRD [7]	2005	/	/	■	■	/	■	/	24	Low, medium, and high stress
³ AMIGOS [99]	2017	■	/	/	■	/	■	Frontal HD video, both RGB & depth full body videos	40	Valence and Arousal
WESAD [100]	2018	/	/	■	/	■	■	EDA, blood volume pulse & temperature, AAC	15	Neutral, Stress, Amusement

¹ eecs.qmul.ac.uk/mmv/databases/deap/. ² bcmi.sjtu.edu.cn/~seed/. ³ eecs.qmul.ac.uk/mmv/databases/amigos/

4.5 Multimodal databases

In our daily life, people express and/or understand emotions through multimodal signals. Thus, many multimodal databases are constructed by collecting spontaneous emotions, from existing online data, or emotional cues induced by certain videos. Multimodal databases can be mainly divided into two types: multi-physical and physical-physiological databases. Table 6, shows the comparison of multimodal

databases, as described next.

Interactive Emotional Dyadic Motion Capture (IEMOCAP) [101] is constructed by the Speech Analysis and Interpretation Laboratory. During recording, 10 actors are asked to not only perform selected emotional scripts but also improvised hypothetical scenarios designed to elicit 5 specific types of emotions. The face, head, and hands of actors are marked to provide detailed information about their facial expressions and hand movements while performing. Two famous emotion taxonomies are employed to label the utterance level: discrete categorical-based annotations and continuous attribute-based annotations.

CreativeIT [102,103] contains detailed full-body motion visual-audio and text description data collected from 16 actors, during their affective dyadic interactions ranging from 2-10 minutes each. Two kinds of interactions (two-sentence and paraphrases exercises) are set as improvised. According to the video frame rate, the annotator gave the values of each actor’s emotional state in the three dimensions.

Harvesting Opinions from the Web database (HOW) [104] is the first publicly available database containing visual, audio and textual modalities for sentiment analysis. HOW consists of 13 positive, 12 negative and 22 neutral videos captured from YouTube.

The database for **Institute for Creative Technologies Multimodal Movie Opinion database (ICT-MMMO)** [105] contains 308 YouTube videos and 78 movie review videos from ExpoTV. It has five sentiment labels: strongly positive, weakly positive, neutral, strongly negative, and weakly negative.

As far as we know, **Multimodal Opinion Sentiment and Emotion Intensity (CMU-MOSEI)** [106] is the largest database for sentiment analysis and emotion recognition, containing 23,453 sentences and 3,228 videos from more than 1,000 online YouTube speakers. Each video contains a manual transcription that aligns audio and phoneme grade.

Table 6. Comparison of multimodal databases. Five basic sentiments= Strongly Positive, Weakly Positive, Neutral, Strongly Negative and Weakly Negative.

Name	Year	Components				Subjects	Type	Emotion Categories
		Text	Speech	Visual	Psych.			
¹ IEMOCAP [101]	2008	■	■	■	/	10	Acted	Happiness, Anger, Sad, Frustration and Neutral Activation-Valence-Dominance
² CreativeIT [102,103]	2010	■	■	■	/	16	Induced	Activation-Valence-Dominance
³ HOW [104]	2011	■	■	■	/	/	Natural	Positive, Negative and Neutral
ICT-MMMO [105]	2013	■	■	■	/	/	Natural	Five basic sentiments
⁴ CMU-MOSEI [106]	2018	■	■	■	/	/	Natural	Six basic emotions, Five basic sentiments
⁵ MAHNOB-HCI [107]	2012	/	■	■	■	27	Induced	Arousal-Valence-Dominance-Predictability Disgust, Amusement, Joy, Fear, Sadness, Neutral
⁶ RECOLA [108]	2013	/	■	■	■	46	Natural	Arousal-Valence, Agreement, Dominance, Engagement, Performance and Rapport
⁷ DECAF [109]	2015	/	■	■	■	30	Induced	Arousal-Valence-Dominance, Six basic expressions Amusing, Funny and Exciting

¹ sail.usc.edu/iemocap/iemocap_release.htm. ² sail.usc.edu/CreativeIT/ImprovRelease.htm.

³ ict.usc.edu/research/. ⁴ github.com/A2Zadeh/CMU-MultimodalSDK

⁵ mahnob-db.eu/hci-tagging/. ⁶ diuf.unifr.ch/diva/recola. ⁷ mhug.disi.unitn.it/wp-content/DECAF/DECAF

MAHNOB-HCI [107] is a multimodal database constructed by monitoring and analyzing 27 participants while watching 20 films, using 6 video cameras, a head-worn microphone, an eye gaze tracker, as well as physiological sensors.

Remote Collaborative and Affective Interactions (RECOLA) [108] consists multimodal corpus of spontaneous interactions from 46 participants (in French). These participants worked in pairs to discuss a disaster scenario escape plan and came to an agreement via remote video conferencing. The recordings of the participants’ activities were labeled by 6 annotators with two continuous emotional dimensions: arousal and valence, as well as social behavior labels on five dimensions.

DECAF [109] is a Magnetoencephalogram-based database for decoding affective responses of 30 subjects watching 36 movie clips and 40 one-minute music video clips. DECAF contains detailed analysis of the correlations between participants’ self-assessments and their physiological responses, single-trial classification results for valence, arousal and dominance dimensions, performance evaluation against existing data sets, and time-continuous emotion annotations for movie clips from seven users.

5. Unimodal affect recognition

In this section, we systematically summarize unimodal affect recognition methods, focusing on two kinds of affect modalities: physical (e.g., textual, audio, and visual) modalities [12] and physiological (e.g., EEG and ECG) modalities [29].

5.1 Textual sentiment analysis

With the rapid increase of online social media and e-commerce platforms, where users freely express

their ideas, a huge amount of textual data are generated and collected. Hence, textual sentiment analysis (TSA) is introduced as a tool for automatic extraction of useful information from the user-generated data, to identify subtle sentiment or emotions expressed explicitly or implicitly [110]. In the past years, Stone et al. [111] developed a computer system for content analysis using lexicon. Pang et al. [112] applied conventional ML-based techniques to find the sentiment expressed in textual data. These traditional approaches have achieved good results; yet, the process known as “feature engineering”, which they rely on, is a tedious task. Later, researchers realized that it required DL-based models to find the sentiment of user-generated data.

Table 7 shows a summary of the most representative methods and papers for TSA, along with the publication (or preprint) year, granularity, feature representation, classifier, database used, and performance from best or average reported results (%). These works are next described in detail.

5.1.1 Conventional ML-based TSA

Text-based sentiment analysis based on the traditional machine learning methods mainly relies on knowledge-based techniques. These use thesaurus modeling of large emotional vocabularies, or statistical methods that assume the availability of large databases, labeled with polarity or emotional labels [113].

Knowledge-based TSA. Knowledge-based TSA is often based on lexicons and linguistic rules. Different lexicons, such as WordNet, WordNet-Affect, SenticNet, MPQA, and SentiWordNet [114], often contain a bag of words and their semantic polarities. The lexicon-based approaches can classify a given word into positive or negative. However, lexicon-based methods often perform poorly without linguistic rules. Hence, Ding et al. [115] adopted a lexicon-based holistic approach that combines external evidence with linguistic conventions expressed in natural language to evaluate the semantic orientation of opinions in reviews. Melville et al. [116] developed a framework for domain-dependent sentiment analysis using lexical association information.

In order to better understand the sentiment orientation and flow in natural language, Poria et al. [117] proposed a new framework combining computational intelligence, linguistics and common-sense computing [118]. They found that the negation played an important role in judging the polarity of the overall sentence. Jia et al. [119] also verified the importance of negation on emotional recognition through extensive experiments. Blekanov et al. [120] took into account the specifics of the Twitter platform in their multi-lingual knowledge-based approach of sentiment analysis. Yet, knowledge-based models are limited to the typical and strict definitions of certain concepts, because of knowledge itself.

Statistical-based TSA. Statistical-based TSA relies more on an annotated dataset to train a better classifier. These approaches are preferred for sentiment analysis due to their ability to deal with large amounts of data, compared with lexicon-based approaches [121,122]. SVM shows promising results on the task of classification and is introduced into sentiment analysis. Mullen and Collier [123] use the semantic orientation of words to create a feature space that is classified by SVM. Pak et al. [124] proposed a new sub-graph-based model. It represents a document as a collection of sub-graphs, and inputs the features from these sub-graphs into an SVM classifier. Naïve Bayes (NB) is another powerful and widely-used classifier, which assumes that dataset features are independent. It can be used to filter out the sentences that do not support comparative opinions [125].

Hybrid-based TSA. By integrating knowledge with statistic models, hybrid-based TSA can take full advantage of both [126]. For example, Xia et al. [127] used SenticNet and a Bayesian model for contextual concept polarity disambiguation. **Due to the ambiguity and few information of neutral between positive and negative, Valdivia et al. [128] proposed consensus vote models and weighted aggregation to detect and filter neutrality by representing the vague boundary between two sentiment polarities. According to experiments, they concluded that detecting neutral can help improve the performance of sentiment analysis.** Le et al. [129] proposed a novel hybrid method in the combination of word sentiment score calculation, text pre-processing, sentiment feature generation and an ML-based model for sentiment analysis. In the experiments, [129] performs much better than popular lexicon-based methods in the Amazon, IMDb, and Yelp databases, and achieves the average accuracy of 87.13%. Li et al. [130] utilized lexicons with one of ML-based methods including NB and SVM. This hybrid method is more effective in detecting expressions that are difficult to be polarized into positive-negative categories.

5.1.2 DL-based TSA

DL-based techniques have a strong ability to automatically learn and discover discriminative and exploratory representations from data themselves. DL-based TSA has been proved to be successful with the success of word embeddings [131] and the increase of the training data with multi-class classification

[132]. Various DL-based approaches for TSA include deep convolutional neural network (ConvNet) learning, deep RNN learning, deep ConvNet-RNN learning and deep adversarial learning, as detailed next.

Deep ConvNet learning for TSA. CNN-based methods have been applied to different levels of TSA including document-level [133], sentence-level [134], and aspect-level (or word-level) [135] by using different filters to learn local features from the input data. Yin et al. [136] proposed a framework of sentence-level sentiment classification based on the semantic lexical-augmented CNN (SCNN) model, which makes full use of word information. Different from the word-level representation of SCNN [136], Conneau et al. [137] applied a very deep CNN (VDCNN), which learns the hierarchical representations of the document and long-range dependencies to text processing. To establish long-range dependencies in documents, Johnson and Zhang [138] proposed a word-level deep pyramid CNN (DPCNN) model which alternates convolutional layers and max-pooling downsampling layers in the form of a pyramid shape under low complexity. The DPCNN with 15 weight layers outperforms the previous best models on six benchmark databases for sentiment classification and topic categorization. Moreover, Huang and Carley also [139] proposed a novel parameterized CNN for aspect-level sentiment analysis. By combining parameterized filters and parametrized gates, CNNs are incorporated with the aspect specific features.

Deep RNN learning for TSA. RNN-based TSA is capable of processing long sequence data. For example, Mousa and Schuller [140] designed a novel generative approach, contextual Bi-LSTM with a language model (cBi-LSTM LM), which changes the structure of Bi-LSTM to learn the word's contextual information based on its right and left contexts. Moreover, Wang et al. [141] proposed a novel model of recursive neural conditional random field (RNCRF) by integrating recursive neural networks based on the dependency tree of the sentence and conditional random fields into a unified framework. The RNCRF learns high-level features by RNN and maps them in labels based on RF.

The attention mechanism contributes to prioritizing relevant parts of the given input sequence based on its weighted representation at a low computational cost. In the paradigm of attention-based LSTM for TSA, LSTM helps to construct the document representation, and then attention-based deep memory layers compute the ratings of each document. Chen et al. [142] designed the recurrent attention memory (RAM) for aspect-level sentiment analysis. Specifically, a multiple-attention mechanism is employed to capture sentiment features separated by a long distance, the results of which are non-linearly combined with RNN. Inspired by the capability of human eye-movement behavior, Mishra et al. [143] introduced a hierarchical LSTM-based model trained by cognition grounded eye-tracking data that predicts sentiment of the overall review text. More recently, some researchers [144,145] suggested that user preferences and product characteristics should be taken into account. For document-level sentiment classification, Dou [145] proposed a deep memory network, which combines LSTM and a deep memory model on account of the influence of users who express the sentiment and products which are evaluated. Chen et al. [144] designed a hierarchical LSTM with attention mechanism to generate sentence and document representations, which incorporates global user and product information to prioritize the most contributing items. Wu et al. [146] designed an attention LSTM-based model, named hierarchical user attention and product attention (HUAPA) to encode user and product information, by considering the irrationality of encoding user and product information together into one representation. For multi-task classification (e.g., aspect category and sentiment polarity detection), J et al. [147] proposed convolutional stacked Bi-LSTM with a multiplicative attention network concerning global-local information. In contrast, to fully exploit contextual affective knowledge in aspect-level TSA, Liang et al. [148] proposed GCN-based SenticNet to enhance graph-based dependencies of sentences. Specifically, LSTM layers are employed to learn contextual representations, and GCN layers are built to capture the relationships between contextual words in specific aspects.

Deep ConvNet-RNN learning for TSA. Although ConvNet-based or RNN-based models have been extensively employed to generate impressive results in TSA, more researchers [149,150] have tried to combine both ConvNets and RNNs to improve the performance of TSA by getting the benefits offered by each model. Because the CNN is proficient in extracting local features and the BiLSTM is skilled in long sequence, Li et al. [150] combined CNN and BiLSTM in a parallel manner to extract both types of features, improving the performance of sentiment analysis. To decrease the training time and complexity based on LSTM and attention mechanisms to predict the sentiment polarity, Xue et al. [151] designed a Gated Convolutional network with Aspect Embedding (GCAE) for ACSA and ATSA, which are more efficient and simpler than the RNN-based model. Specifically, the GCAE uses two parallel CNNs, which output results combined with the gated unit and extended with the third CNN, extracting contextual information of aspect terms. To distinguish the importance of different features, Basiri et al. [152] proposed an attention-based CNN-RNN deep model (ABCDM) by utilizing bidirectional LSTM and GRU layers to capture temporal contexts and applying the attention module to focus on discriminative embeddings of outputs

generated by two RNN-based networks. In addition, CNNs are employed for feature enhancement (e.g., feature dimensionality reduction and position-invariant feature extraction). All above works focused on detecting sentiment or emotion, but it is important to predict intensity or degree of one sentiment in description of human intimate emotion. To address the problem, Akhtar et al. [153] applied MLP to ensemble the outputs of CNN, LSTM, GUR, and SVR based on a stacked ensemble method.

Deep adversarial learning for TSA. Deep adversarial learning with ability of regularizing supervised learning algorithms was introduced to text classification [154]. Inspired by the domain-adversarial neural network [155], Li et al. [156] constructed an adversarial memory network model that contains sentiment and domain classifier modules. Both modules are trained together to reduce the sentiment classification error and allow the domain classifier not to separate both domain samples. The attention mechanism is incorporated into the model to help in the selection of the pivoted words, which are useful for sentiment classification and shared between the source and target domains. Li et al. [157] initiated the use of GANs [158] in sentiment analysis, reinforcement learning and recurrent neural networks to build a novel model, termed category sentence generative adversarial network. By combining GANs with RL, CS-GAN helps to generate more category sentences, which can increase the size of the original database, and improve the capability of generalization during supervised training. Similarly, to tackle the sentiment classification in low-resource languages without adequate annotated data, Chen et al. [159] proposed an adversarial deep averaging network (ADAN) to realize cross-lingual sentiment analysis by transferring the knowledge learned from labeled data on a resource-rich source language to low-resource languages where only unlabeled data exists. Especially, the ADAN is trained with labeled source text data from English and unlabeled target text data from Arabic and Chinese. More recently, Karimi et al. [160] fine-tuned the general-purpose BERT and domain-specific post-trained BERT using adversarial training, which shows promising results in TSA.

Table 7. Overview of the representative methods for TSA.

Pub.	Year	Granularity	Feature Representation	Classifier	Database	Performance
Conventional ML-based SER						
[117]	2014	Concept-level	Multi-feature fusion	SVM-ELM	Movie Review	2 classes: 86.21
[120]	2018	Aspect-level	Multilingual features	Metric-based	Twitter	2 classes: 66.00, 60.00
[125]	2008	Aspect-level	CDM	NB	Reuters-2157	10 classes: 85.62
[130]	2019	Aspect-level	Features fusion	LML	Amazin; IMDB	2 classes: 89.7; 10 classes: 85.2
DL-based SER						
[133]	2020	Document-level	CNN	HieNN-DWE	IMDB etc.	10 classes: 47.8
[137]	2017	Document-level	VDCNN	ReLU	Amazon etc.	2 classes: 95.07
[139]	2018	Aspect-level	PF-CNN	Softmax	Laptops; Restaurants	2 classes: 86.35; 90.15
[140]	2017	Document-level	cBLSTM	Decision Rule	IMDB	2 classes: 92.83
[141]	2016	Aspect-level	DT-RNN, CRF	RNCRF	Laptops; Restaurants	2 classes: 79.44; 84.11
[146]	2018	Document-level	HUAPA	Softmax	IMDB etc.	10 classes: 55.0
[150]	2020	Document-level	Word2Vec	CNN-LSTM	SST etc.	5 classes: 50.6812
[151]	2018	Aspect-level	Word Embeddings	GCAE	Laptops; Restaurants	4 classes: 69.14; 85.92
[157]	2018	Sentence-level	CS-GAN	Softmax	Amazon-5000	2 classes: 86.43
[159]	2018	Aspect-level	ADAN	Softmax	TARGET	5 classes: 42.49; 3 classes: 54.54

5.2 Audio emotion recognition

Audio emotion recognition (also called SER) detects the embedded emotions by processing and understanding speech signals [161]. Various ML-based and DL-based SER systems have been carried out on the basis of these extracted features for better analysis [162,163]. Traditional ML-based SER concentrates on the extraction of the acoustic features and the selection of the classifiers. However DL-based SER constructs an end-to-end CNN architecture to predict the final emotion without considering feature engineering and selection [164].

Table 8 shows a summary of representative methods for SER, including the most relevant papers, their publication (or preprint), key representation, classifier, database used, and performance (from best or average reported results). These works are next described in detail.

5.2.1 Conventional ML-based SER

For conventional ML-based SER systems, two key steps are the strong features representation learning for the emotional speech, and an appropriate classification for final emotion prediction [19]. Different kinds of acoustic features can be fused to get the mixed features for a robust SER. Although prosodic features and spectral features are more commonly used in SER systems [165], in some cases, voice-quality features and other features are sometimes more important [166]. OpenSMILE [167] is a popular

audio feature extraction toolkit that extracts all key features of the speech. The commonly used classifiers for SER systems encompass HMM, GMM, SVM, RF and ANN. In addition to these classifiers, the improved conventional interpretable classifiers and ensemble classifiers are also adopted for SER. In this sub-section, we divided the ML-based SER systems into acoustic-feature based SER and interpretable-classifier based SER [168], [169]. Note that different combinations of models and features result in obvious differences in the performance of SER [170].

Acoustic-feature based SER. Prosodic features (e.g. intonation and rhythm) have been discovered to convey the most distinctive properties of emotional content for SER. The prosodic features consist of fundamental frequency (rhythmical and tonal characteristics) [171], energy (volume or the intensity), and duration (sum of time to build vowels, words and similar constructs). Voice quality is determined by the physical properties of the vocal tract such as jitter, shimmer, and harmonics to noise ratio. Lugger and Yang [172] investigated the effect of prosodic features, voice quality parameters, and different combinations of both types on the emotion classification. Spectral features are often obtained by transforming the time-domain speech signal into the frequency-domain speech signal using the Fourier transform [173]. Bitouk et al. [174] introduced a new set of fine-grained spectral features which are statistics of MFCC over three phoneme type classes of interest in the utterance. Compared to prosodic features or utterance level spectral features, the fine-grained spectral features can yield results with higher accuracy. In addition, the combination of these features and prosodic features also improves accuracy. Shen et al. [175] utilized SVM to evaluate the performance of using energy and pitch, LPCMCC and the combination of these features. The experiment demonstrates the superior performance based on the combination of various acoustic features.

In order to improve the recognition performance of speaker-independent SER, Jin et al. [176] designed feature selection with L1-normalization constraint of Multiple kernel learning (MKL) and feature fusion with Gaussian kernels. This work [176] achieves an accuracy of 83.10% on the Berlin Database, which is 2.10% higher than [177]. Wang et al. [178] proposed a new Fourier parameter based model using the perceptual content of voice quality, and the first-order and second-order differences for speaker-independent SER. Experimental results also reveal that the combination of FP and MFCC significantly enhances the recognition rate on EMODB, CASIA and EESDB.

ML-based classifier for SER. The HMM classifier is extensively adopted for SER due to the production mechanism of speech signal. In 2003, Nwe et al. [179] designed a type of HMM with Log Frequency Power Coefficients to detect human stress and emotion, which achieves the best recognition accuracy of 89% higher than human recognition with 65.8%. The GMM and its variants can be considered as a special continuous HMM and are appropriate for global-feature based SER. The baseline results generated by Navas et al. [180] indicate that using the GMM as a classifier with prosodic, voice quality, and MFCCs as features.

In contrast with the HMM and GMM, the SVM maps the emotion vector to a higher dimensional vector by using a kernel function to map the original input set to a high dimensional space where a maximum interval hyper plane can be established for an optimal classification. Milton et al. [181] designed a 3-stage hierarchical SVM with linear and RBF kernels to classify 7 emotions using MFCC features on the Berlin EmoDB. Jain et al. [182] and Pan et al. [183] used different SVM classifiers with various acoustic features and their combinations, respectively. Ensemble learning has been proven to give superior performance compared to single classifier. Yüncü et al. [184] designed the SVM with Binary DT by integrating the tree architecture with SVM. Bhavan et al. [185] proposed the bagged ensemble comprising of SVM with a Gaussian kernel as a viable algorithm for final emotion classification. Considering differences among various categories of human being, Chen et al. [186] proposed the two-layer fuzzy multiple random forest by integrating the decision-tree with Bootstraps to recognize 6 emotional states.

5.2.2 DL-based SER

DL-based SER systems have a strong capability to understand and detect contexts and features of emotional speech without designing a tailored feature extractor. The CNNs with auto-encoder [187] are regarded as commonly used techniques for DL-based SER [187]. The RNNs [188] and their variants (e.g., Bi-LSTM) [189] are widely introduced to capture temporal information. The hybrid deep learning (ConvNet-RNN) for SER includes ConvNets and RNNs, as well as attention mechanisms [190,191]. Due to the limited amount and low quality of the databases, deep adversarial learning can be used for DL-based SER [192] by augmenting trained data and eliminating perturbations.

Deep ConvNet learning for SER. Huang et al. [163] utilized the CNN to extract features of spectrogram images, which are fed into SVM with different parameters for SER. The auto-encoder is often adopted to learn candidate features under the reconstruction penalization, which are fed into the semi-CNN to learn

salient, discriminative emotional features. Badshah et al. [193] proposed an end-to-end deep CNN with three convolutional layers and three fully connected layers to extract discriminative features from spectrogram images and predict seven emotions. Zhang et al. [194] designed AlexNet DCNN pretrained on ImageNet with discriminant temporal pyramid matching (DTPM) strategy to form a global utterance-level feature representation. The deep ConvNet-based models are also used to extract emotion features from raw speech input for multi-task SER [195].

Deep RNN learning for SER. RNNs can process a sequence of speech inputs and retain its state while processing the next sequence of inputs. They learn both the emotionally short-time frame-level acoustic features and an appropriate temporal aggregation of these features into an utterance-level representation. Considering the different emotion states of all frames in the utterance, RNN and its variants (e.g. LSTM and Bi-LSTM) can tackle the uncertainty of emotional labels. Extreme learning machine (ELM) [196] is a single-hidden layer neural network, which is regarded as the utterance-level classifier. Lee and Tashev [188] proposed the Bi-LSTM with ELM to capture high-level representation of temporal dynamic characteristics. Ghosh et al. [197] investigated a stacked denoising autoencoder as pretraining to learn lower-dimension distributed feature representation and trained Bi-LSTM-RNN for final emotion classification of speech sequence.

The attention model is designed to ignore irrelevantly emotional frames and other parts of the utterance. Mirsamadi et al. [198] introduced an attention model with weighted time-pooling strategy into the RNN to more emotionally salient regions. Because there exists some irrelevantly emotional silence in the speech, the silence removal needs to be employed before BLSTMs, incorporated with the attention model used for feature extraction [190]. Chen et al. [199] proposed the attention-based 3D-RNNs to learn discriminative features for SER. Experimental results show that the Attention-3D-RNNs can exceed the performance of SOTA SER on IEMOCAP and Emo-DB in terms of unweighted average recall.

Deep ConvNet-RNN learning for SER. As both ConvNets and RNNs have their advantages and limitations, the combination of CNNs and RNNs enables the SER system to obtain both frequency and temporal dependency [191]. For example, Trigeorgis et al. [200] proposed an end-to-end SER system consisting of CNNs and LSTMs to automatically learn the best representation of the speech signal directly from the raw time representation. In contrast, Tzirakis et al. [201] proposed an end-to-end model comprising of CNNs and LSTM networks, which show that a deeper network is consistently more accurate than one shallow structure, with an average improvement of 10.1% and 17.9% of Arousal and Valence on RECOLA. Wu et al. [202] designed the capsule networks (CapsNets) based SER system by integrating with the recurrent connection. The experiments employed on IEMOCAP demonstrate that CapsNets achieve 72.73% and 59.71% of weighted accuracy (WA) and unweighted accuracy (UA), respectively. Zhao et al. [203] designed a spatial CNN (similar to FCN) and an attention-based BLSTM for deep spectrum features extraction. These features are concatenated and fed into the DNN to predict the final emotion.

Table 8. Overview of the representative methods for SER.

Pub.	Year	Key Representation	Classifier	Database	Performance
Conventional ML-based SER					
[174]	2010	Acoustic-feature	SVM	LDC/ Emo-DB	6 classes: 43.8/79.1
[176]	2014	Feature selection and fusion	MKL	Emo-DB	7 classes: 83.1
[181]	2013	MFCC	SVM	Emo-DB	7 classes: 68
[186]	2020	Acoustic features	TL-FMRF	CASIA/Emo-DB	6 classes: 81.75/77.94
DL-based SER					
[163]	2013	Semi-CNN	SVM	SAVEE/Emo-DB DES/ MES	7 classes: 89.7/93.7 7 classes: 90.8/90.2
[193]	2017	CNN	FC	Emo-DB	7 classes: 84.3
[197]	2014	Bi-LSTM-RNN	RNN	USC-IEMOCAP	4 classes: 51.86
[198]	2017	DNN/RNN	Pooling	IEMOCAP	7 classes: 58.8
[199]	2018	Attention-3D-RNN	FC	IEMOCAP Emo-DB	4 classes: 64.74 7 classes: 82.82
[200]	2016	CNNs-LSTM	LSTM	RECOLA	A/V: 74.1/ 32.5
[203]	2018	CNN/Attention-BLSTM	DNN	IEMOCAP	7 classes: 68.0
[204]	2018	Adversarial AE	SVM	IEMOCAP	7 classes: 58.38
[205]	2018	Conditional Adversarial	CNN	RECOLA	A/V: 73.7/44.4

Deep adversarial learning for SER. In SER systems, the classifiers are often exposed to training data which has different distribution with the test data. The difference in data distributions between the training and testing data results in severe misclassification. Abdelwahab and Busso [192] proposed the domain adversarial neural network to train gradients coming from the domain classifier, which makes the source and target domain representations closer. Sahu et al. [204] proposed an adversarial AE for the domain of

emotion recognition while maintaining the discriminability between emotion classes. Similarly, Han et al. [205] proposed a conditional adversarial training framework to predict dimensional representations of emotion while distinguishing the difference between generated predictions and the ground-truth labels.

GAN and its variants have been demonstrated that the synthetic data generated by generative models can enhance classification performance of SER [206]. In order to augment the emotional speech signals, Bao et al. [207] utilized Cycle consistent adversarial networks (CycleGAN) [208] to generate synthetic features representing the target emotions, by learning feature vectors extracted from unlabeled source data.

5.3 Visual emotion recognition

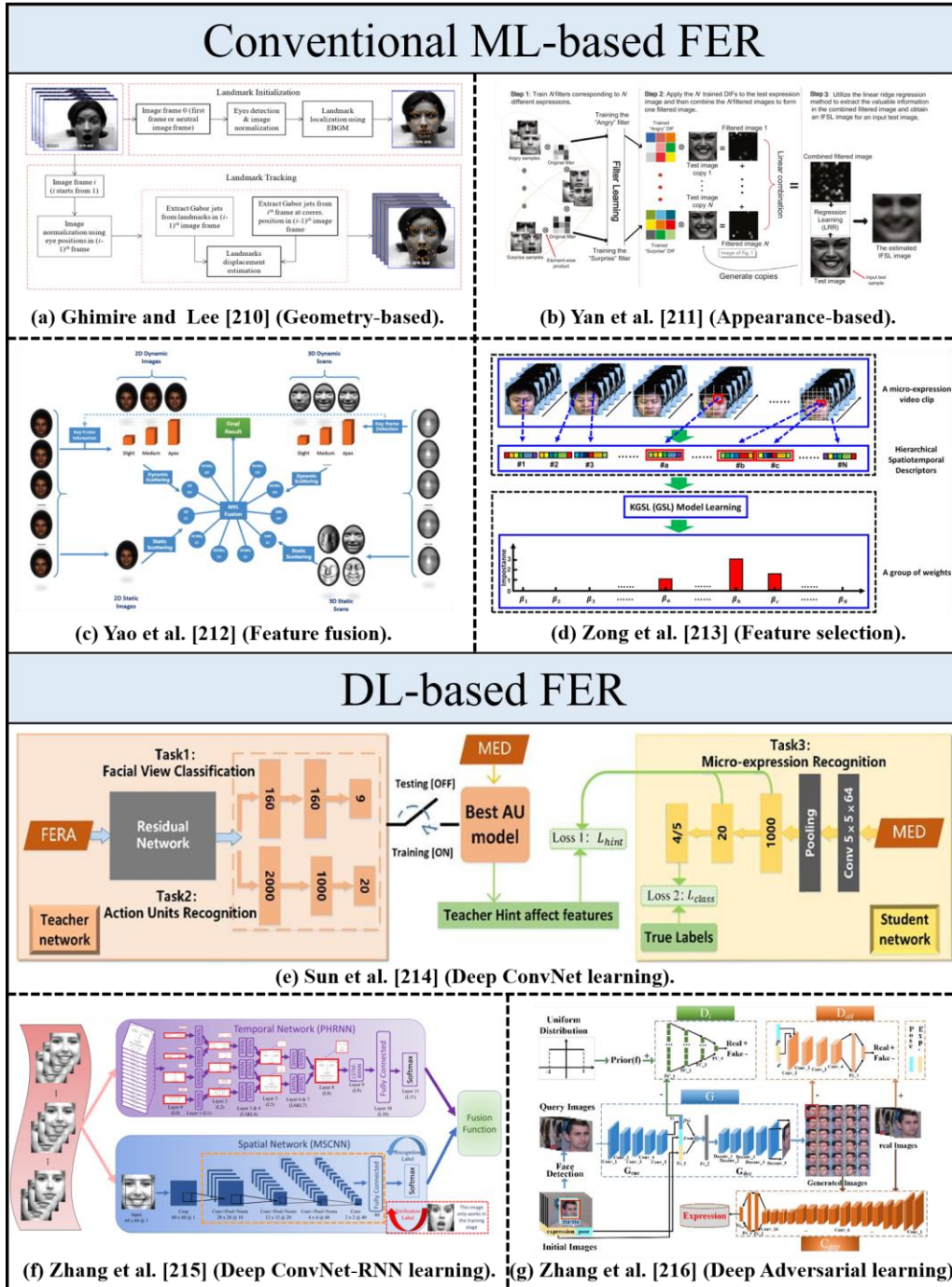


Fig. 4. Taxonomy of representative FER methods based on conventional ML techniques or DL models. (a) Geometry-based FER adopted from [210]; (b) Appearance-based FER adopted from [211]; (c) Feature fusion for 3D FER adopted from [212]; (d) Feature selection for FMER adopted from [213]; (e) Deep ConvNet learning for FERM adopted from [214]; (f) Deep ConvNet-RNN learning for FER adopted from [215]; (g) Deep adversarial learning for 3D FER adopted from [216].

Visual emotion recognition can be primarily categorized into the analysis of facial expressions and of body movements or gestures [209,12]. However, the methods designed for FER and body gesture emotion recognition (also known as emotional body gesture recognition, or EBGR) can vary greatly in terms of pre-processing, feature extraction and selection, and classification. The following sections look at FER and EBGR to a great deal of detail, capturing a vast body of research (well-over 100 references).

5.3.1 Facial expression recognition

FER is mainly conducted using images or videos containing facial emotional cues [210, 211]. According to whether static images or dynamic videos are to be used for facial expression representation, FER systems can be divided into static-based FER [219] and dynamic-based FER [220] [221]. When it comes to different mechanisms of facial expression [222], FER can be further divided into macro-FER and micro-FER [214,223,224]. Based on the dimensions of the facial images, macro-FER can be further grouped into 2D-FER [225–227], and 3D/4D-FER [228–230]. In this sub-section, we distinguish FER methods (Fig. 4) via the point of whether the features are hand-crafted features based ML models [231] or high-level features based on DL-based models [232].

Since the facial images and videos are not always captured under standard/controlled conditions, datasets typically suffer from a varied range of backgrounds, illuminations, and head poses. Therefore, it is essential to employ pre-processing techniques, based on physical principles, to align and normalize semantic information conveyed by the face, before executing feature extraction to learn meaningful features from the input data. These pre-processing techniques include face alignment [233], face normalization [234], and pose normalization [235]. In addition to the above pre-processing techniques used for 2D/3D/4D facial expression images, the commonly used pre-processing for 3D/4D facial expression images [41] includes pose correction, face cropping, face smoothing and holes filling. For example, Lopes et al. [58] proposed a series of pre-processing techniques consisting of offline data augmentation (synthetic sample generation, rotation correction, image cropping, down-sampling) and intensity normalization.

Table 9 provides an overview of representative FER methods. The first column gives the publication reference (abbreviated to Pub.), followed by the publication (or preprint) year in the second column. The key feature representations and classifiers of every referenced method are given in the third and fourth column. The last seven columns show the best or average results (%) with the given databases, as they were reported in the referenced papers. As cross-validation is often used for the FER evaluation, different ways of cross-validation are noted in Table 9.

5.3.1.1 Conventional ML-based FER

The conventional ML-based FER methods mainly rely on hand-crafted features and feature selection, followed by an ML-based classifier. According to the type of features used for representing facial expressions, these hand-crafted features can be categorized into geometry-based features explaining the shape of the face and its components, appearance-based features defining facial texture, and the fusion of these two features [18].

Geometry-based FER. Ghimire and Lee [210] (Fig. 4 (a)) utilized 52 facial landmark points (P-A-FLP), which represent two types of geometric features positions and angles, for fully automatic FER in facial image sequences. Sujono and Gunawan [236] used Kinect motion sensor to detect face region based on depth information and AAM [237]. The change of key features in AAM and a fuzzy logic model is utilized to recognize facial expression based on prior knowledge derived from FACS [238]. As the geometry of different local structures with distortions has unstable shape representations, LPDP descriptor [239] was proposed by using statistical information of a pixel neighborhood to encode more meaningful and reliable information.

Appearance-based FER. Appearance-based approaches often extract and analyze spatial information or spatial-temporal information from the whole or specific facial regions [240]. Tian et al. [217] designed an automatic face analysis system that captures fine-grained changes of facial expression into AUs [241] of the FACS with the permanent and transient facial features extracted by the Gabor wavelet, SIFT and LBP [242]. Gu et al. [243] divided one facial image into several local regions by grids, then applied MSGF operations at local blocks, and finally encoded the mean intensity of each feature map. Yan et al. [211] (Fig. 4 (b)) designed an image filter-based subspace learning (IFSL) method for low-resolution FER. The process of IFSL includes deriving discriminative image filters (DIFs), their combination, and an expression-aware transformation matrix.

The LBP-TOP [244] is an extension of LBP [242] computes over three orthogonal planes at each bin of a 3D volume formed by stacking the frames. The LBP-TOP and its variants have shown promising performance on the tasks of dynamic FER. For example, Wang et al. [245] designed two kinds of feature

extractors based on the improved LBP-TOP: LBP-Six Intersection Points (LBP-SIP) and super-compact LBP-Three Mean Orthogonal Planes (LBP-MOP), to preserve the essential patterns while reducing the redundancy. Davison et al. [246] employed LBP-TOP features and Gaussian Derivatives features for FEMR by integrating RF or SVM. Similarly, Liong et al. [247] designed a framework of FMER based on two kinds of feature extractors consisting of Optical Strain Flow (OSF) and block-based LBP-TOP.

Feature fusion for FER. The geometry-based features are more easily to be used for the emotion-related representation than appearance-based features, while subtle characteristics of the facial expression are captured by the appearance-based learning. Hence, the combination of both types of features has been proved to enhance the robustness of FER [212]. For example, Majumder et al. [225] designed an automatic FER system based on the deep fusion of geometric features and LBP features using autoencoders. For the FMER task, Zhang et al. [248] proposed the aggregating local spatiotemporal patterns (ALSTP), which adopts cascaded fusion of local LBP-TOP and LOF extracted from 9 representative local regions of face. For 3D/4D facial expression images, Zhen et al. [249] computed spatial facial deformations using a Riemannian based on Dense Scalar Fields (DSF) and magnifying them by a temporal filtering technique. For 2D/3D facial expression images, Yao et al. [212] (Fig. 4 (c)) used the MKL fusion strategy to combine 2D texture features, 3D shape features, and their corresponding Fourier Transform maps of different face regions.

Feature selection for FER. In 3D/4D FER [250] and dynamic-based FER systems [251], expression-related features of many raw images can be extracted. Although these features have different effects on the emotion-related cues [252], excessive features may break the predictive model. The feature selection is the process of choosing a relevant and useful subset of the given set of features while identifying and removing redundant attributes [180].

The means of feature selection in FER can be summarized into three kinds: low-dimensional mapping, weighting, ROI-based selection. To overcome the high-dimensionality problem of 3D facial expressions, Azazi et al. [253] firstly transformed the 3D faces into 2D planes using conformal mapping, and then proposed the differential evolution (DE) to select the optimal facial feature set and SVM classifier parameters, simultaneously. Savran and Sankur [254] investigated the model-free 3D FER based on the non-rigid registration by selecting the most discriminative feature points from 3-D facial images. Considering that different facial regions contribute different to micro-expressions, Chen et al. [255] utilized weighted 3DHOG features and weighted fuzzy classification for FMER. Liu et al. [223] designed the main directional mean optical-flow (MDMO) features based on the ROIs partially from AUs and aligned facial regions. Different from the spatial division with fixed grid, Zong et al. [213] (Fig. 4 (d)) proposed a hierarchical spatial division scheme (HSDS) to generate multiple types of gradually denser grids and designed kernelized group sparse learning (KGSL) to learn a set of importance weights.

5.3.1.2 DL-based FER

DL-based FER can greatly reduce the dependence on the handcraft-feature design by constructing an end-to-end feature representation directly from input images [256]. Most their backbone networks are derived from well-known deep ConvNets such as VGG [257], VGG-face [258], ResNet [259], and GoogLeNet [260]. Based on the difference of commonly used DL-based architectures for FER tasks, we divided deep FER into deep ConvNet learning for FER, deep ConvNet-RNN learning for FER, and deep adversarial learning for FER.

Deep ConvNet learning for FER. The main goal of training DL-based FER is to overcome overfitting when using relatively small facial expression databases, as well as to improve accuracy. These problems are often solved by transform learning and the design of the loss function. For example, Yang et al. [261] proposed a de-expression residue learning (DeRL), pre-trained on BU-4DFE and BP4D spontaneous databases, to recognize facial expressions by extracting expressive information from one facial expression image. For FMER, the transform-learning based model is pretrained on the ImageNet and several popular macro-expression databases with the original residual network [262]. Su et al. [214] (Fig. 4 (e)) proposed a novel knowledge transfer technique, which comprises a pre-trained deep teacher neural network and a shallow student neural network. Specifically, the AU-based model is trained on the residual network, which is distilled and transferred for FMER. The well-designed loss function [227] specifically designed for FER can improve the network's ability to learn more powerful features. Liu et al. [263] developed an identity-disentangled FER by integrating the hard negative generation with the radial metric learning (RML). Specifically, the RML module combined inception-structured convolutional groups with expression classification branch for the final emotion recognition by minimizing both the cross-entropy loss and RML loss. To alleviate variations introduced by personal attributes, Meng et al. [264] proposed an identity-aware

convolutional neural network (IACNN) consisting of two identical sub-CNNs with shared weights. Besides, they designed the expression-sensitive loss and identity-sensitive loss for identity-invariant FER.

To highlight the most helpful information from the facial expression images, various attention mechanisms [265,266] are introduced to discriminate distinctive features. For example, Fernandez et al. [267] proposed an attention-based FER that embeds the attention network into an encoder-decoder architecture for the facial expression representation. Xie et al [268] proposed an attention-based salient expressional region descriptor (SERD) to locate the most expression-related regions that are beneficial to FER. Wang et al. [269] overcame the uncertainties for FER by the self-cure network consisting of the self-attention importance weighting module, the ranking regularization module and the relabeling module. Zhu et al. [270] proposed a novel discriminative attention-based CNN, where the attention module was used to emphasize the unequal contributions of features for different expressions, and a dimensional distribution loss was designed to model the inter-expression relationship. To provide local-global attentions across channel and spatial location for feature maps, Gera and Balasubramanian [271] proposed the spatio-channel attention net (SCAN). Besides, the complementary context information (CCI) branch is proposed to enhance the discriminating ability by integrated with another channel-wise attention.

Except for the efficient network architectures with attention networks or loss functions [272], there is a fast and light manifold convolutional neural network (FLM-CNN) based on multi-scale encoding strategy [273] and deep fusion convolutional neural network [274] in 3D/4D-FER. Due to the facial expression database biases, conditional probability distributions between source and target databases are often different. To implement a cross-database FER, Li and Deng [275] proposed a novel deep Emotion-Conditional Adaption Network to learn domain-invariant and discriminative feature representations. Another challenge for FER is the class imbalance of in-the-wild databases. Li et al. [276] proposed an adaptive regular loss function named AdaReg loss which can re-weight category importance coefficients to learn class-imbalanced expression representations.

Three dimensional convolutional networks (3D ConvNet, called C3D) [277] have been universally used in dynamic-based FER by learning and representing the spatiotemporal features of videos or sequences. For example, the C3D is used to learn early local spatiotemporal features [278] and then these feature are cascaded with the multimodal deep-belief networks (DBNs) [279]. In contrast, the C3D with the global attention module is used to represent Eulerian motion feature maps extracted based on the Eulerian video magnification (EVM) [280]. Lo et al. [281] utilized 3D-CNN to extract AU features and applied graph convolutional networks (GCN) to discover the dependency laying between AU nodes for micro-expression categorization.

Deep ConvNet-RNN learning for FER. For dynamic facial sequences or videos, the temporal correlations of consecutive frames should be considered as important cues. RNNs and their variants (LSTMs) can robustly derive temporal characteristics of the spatial feature representation. In contrast, spatial characteristics of the representative expression-state frames can be learned with CNNs [282]. In the combination of CNNs and RNNs, ConvNet-RNN networks with the cascaded fusion [230,283] or the ensemble strategy [215] have been proposed for FER, by simultaneously capturing textural and temporal information.

In the deep ConvNet-RNN learning for FER based on the cascaded fusion, the standard pipeline is cascading outputs of ConvNets into RNNs. For example, Kim et al. [284] proposed an end-to-end FMER framework by cascading the spatial features extracted by the CNN into the LSTM to encode the temporal characteristics. Xia et al. [285] proposed a deep spatiotemporal recurrent convolutional networks (STRCN) under the balanced loss which can capture the spatiotemporal deformations of micro-expression sequence. Besides, Kollias and Zafeiriou [286] exploited low-, mid- and high-level features extracted from the trained CNN followed by RNN subnets for dimensional emotion recognition. Liu et al. [287] proposed the siamese action-units attention network (SAANet) for dynamic FER. Specifically, the SAANet is a pairwise sampling strategy, consisting of CNNs with Global-AU attention modules, a BiLSTM module and an attentive pooling module. In 4D FER, Behzad et al. [230] feed deep features of multi-view and augmented images extracted by CNNs into the Bi-LSTM, for predicting 4D facial expression. On the basis of [230], a sparsity-aware deep learning [283] was further proposed to compute the sparse representations of multi-view ConvNet features. Experimental results show that the automatic 4D-FER achieves the best accuracy of 99.69% conducted on BU-4DFE [76].

In the deep ConvNet-RNN learning for FER based on the cascaded fusion, the general pipeline is utilize ConvNet to extract spatial information and then use RNN to extract temporal information. For example, Zhang et al. [215] (Fig. 4 (f)) proposed a deep evolutionary spatial-temporal network, which consists of a part-based hierarchical bidirectional recurrent neural network (PHRNN) and a multi-signal convolutional

neural network (MSCNN), for analyzing temporal facial expression information and still appearance information, respectively.

Deep Adversarial learning for FER. As GANs can generate synthetic facial expression images under different poses and views, GAN-based models are used for pose/view-invariant FER [288] or identity-invariant FER [289]. For pose/view-invariant FER, Zhang et al. [216] proposed a pose/view-invariant FER based on the GAN using AE structure of the generator to generate different expressions under arbitrary poses (Fig. 4 (g)) and further took the shape geometry into consideration in [288]. Considering the prediction accuracy affected by slight semantic perturbations of the inputs, Fu et al. [290] proposed a semantic neighborhood-aware deep FER (SNA). Specifically, the transformed semantic perturbation from the original samples are generated based on the asymmetric AE with additive noise. For identity-invariant FER, Ali and Hughes [291] proposed a novel disentangled expression learning GAN (DE-GAN) by untangling the facial expression representation from identity information. Yu et al. [292] investigated a framework of facial micro-expression recognition and synthesis based on a novel identity-aware and capsule-enhanced GAN (ICE-GAN) which consist of an AE-based generator for identity-aware expression synthesis, and a capsule-enhanced discriminator (CED) for discriminating the real/fake images and recognizing micro-expressions, simultaneously.

Table 9. Overview of the representative FER methods (publicly used database).

Pub.	Year	Key Feature Representation	Classifier	CK+	Oulu-CASIA	SFEW	BU-4DFE	CASME II	SMIC
Conventional ML-based FER									
[210]	2013	P-A-FLP	SVM	97.35	/	/	/	/	/
[239]	2019	LPDP	SVM	94.50	/	/	73.40	/	/
[243]	2012	MSGF	KNN	91.51	/	/	/	/	/
[211]	2020	IFSL	SVM	98.70	/	46.50	/	/	/
[247]	2018	OSF+LBP-TOP	SVM	/	/	/	/	² 41.74/ ¹ 61.82	² 50.79/ ¹ 62.74
[245]	2015	LBP-MOP	SVM	/	/	/	/	² 45.75/ ¹ 66.80	² 50.61/ ¹ 60.98
[245]	2015	LBP-SIP	SVM	/	/	/	/	² 44.53/ ¹ 66.40	² 50.00/ ¹ 64.02
[212]	2018	2D+3D maps	MKL	/	/	/	90.12	/	/
[249]	2019	DSF	HMM	/	/	/	95.13	/	/
[253]	2015	DE	SVM	/	/	/	85.81/84 ³	/	/
[223]	2016	MDMO	SVM	/	/	/	/	² 67.37	² 80.00
[213]	2018	HSDS	KGSL	/	/	/	/	65.18 ²	66.46 ²
DL-based FER									
[273]	2018	FLM-CNN	FC	/	/	/	83.32 ⁴	/	/
[281]	2020	GCN-CNN	FC	/	/	/	/	42.71 ²	/
[264]	2017	IACNN	FC	95.37	/	54.30	/	/	/
[271]	2021	SCAN	FC	97.31	89.11	58.93	/	/	/
[215]	2017	CNN-RNN	Fusion ⁵	98.50	86.25	/	/	/	/
[287]	2020	CNN-LSTM	Pooling	99.54	88.33	54.56	/	/	/
[283]	2020	CNN-LSTM	⁶ Col-Cla	/	/	/	99.69	/	/
[285]	2020	STRCN	Pooling	/	/	/	/	¹ 84.10	¹ 75.80
[291]	2019	DE-GAN	SVM/MLP	97.28	89.17	/	/	/	/
[290]	2020	SNA	FC	98.58	87.60	/	/	/	/
[292]	2020	ICE-GAN	CED	/	/	/	/	⁵ 86.8	⁵ 79.10

¹Leave-one-subject-out (LOSO). ²Leave-one-video-out (LOVO). ³BU-3DFE/ Bosphorus. ⁴The average accuracy of BU-3DFE under both the protocols, P1 and P2. ⁵Unweighted Average Recall (UAR). ⁶Col-Cla=Collaborative Classification.

5.3.2 Body gesture emotion recognition

Most of visual emotion recognition methods focuses on FERs, which have prominent advantages on distinguishing human emotions. However, FER will be unsuitable when the dedicated sensors fail to capture facial images or just capture low-resolution facial images in some environments. EBGR [45] aims to expose one's hidden emotional state from full-body visual information such as body postures and body skeleton movements or upper-body visual information such as hand gestures, head positioning and eye movements [293,294] [293]. The pipeline of EBGR includes human detection [295,259,296] (regarded as pre-processing), feature representation and emotion recognition. In following sub-sections, EBGR systems are categorized into conventional ML-based EBGR and DL-based EBGR, depending on whether the process of feature extraction and emotion recognition is performed in an end-to-end manner.

5.3.2.1 Conventional ML-based EBGR

In conventional ML-based EBGR systems, two key parts are feature representation learning and classification. Specifically, the input is an abstraction of the human body gestures (or their dynamics)

through an ensemble body parts or a kinematic model [297]. And the output emotion is distinguished through ML-based methods or statistical measures to map the input into the emotional feature space, where the emotional state can be recognized by some typical classifiers [298]. On the basis of a former survey [45], the conventional ML-based EBGR systems can be also divided into the full-body based EBGR and upper-body based EBGR.

Statistic-based or movement-based EBGR. The ways of feature extraction can be grouped into statistic-based analysis [299–301] and movement-based analysis [302]. Castellano et al. [299] proposed an emotional behavior recognition based on the analysis of body movement and gesture expressivity. Different statistic qualities of dynamic body gestures are used to infer emotions with designed indicators describing the dynamics of expressive motion cues. Saha et al. [300] and Maret et al. [301] extracted and calculated low-level features from the statistical analysis of the 3-D human skeleton generated by a Kinect sensor. However, Senecal et al. [302] proposed a framework of continuous emotional recognition using the gestures and full-body dynamical motions. The laban movement analysis-based feature descriptor is utilized for extracting movement characteristics, which are fed into the artificial neural network for emotion recognition.

Feature fusion for EBGR. The combination of multiple body posture features can enhance the generalization capability and the robustness of EBGR. By analyzing postural and dynamic expressive gesture features, Glowinski et al. [303] proposed a framework for upper-body based EBGR, using minimal representation of emotional displays with a reduced amount of visual information related to human upper-body movements. Wang et al. [297] integrated low-level 3D postural features with high-level kinematic and geometrical features. Razzaq et al. [304] utilized skeletal joint features from a Kinect v2 sensor, to build mesh distance features and mesh angular features for upper-body emotion representation with MAD and MAF. Santhoshkumar and Geetha successively proposed emotion recognition, by using both histogram of orientation gradient (HOG) and HOG-KLT features from the sequences [305], or by calculating and extracting four kinds of geometric body expressive features [306], which achieved the best recognition accuracies of 95.9% and 93.1% on GEMEP, respectively.

Classifier-based EBGR. The classification for EBGR utilizes the ML-based classifiers such as decision trees, ensemble decision trees, KNN, SVM and neural network classifiers. For example, Kapur et al. [307] proposed gesture-based affective computing by using five different ML-based classifiers to analyze full-body skeletal movements captured by the Vicon system. However, Saha et al. [300] focused on the upper-body based EBGR by employing some comparisons, using five classic ML-based classifiers in terms of the average classification accuracy and computation time. The experimental results showed that the ensemble decision tree achieves the overall highest recognition rate of 90.83%, under an acceptable execution efficiency. Maret et al. [301] also utilized five commonly used ML-based classifiers, whereby the genetic algorithm was invoked to search the optimal parameters of the classification process for the better recognition performance.

Non-acted EBGR. While the presented works show good results on acted data, they fail to address the more difficult non-acted scenario. Because most of emotional body motions are relied on exaggerated displays by actors, Kleinsmith et al. [308] used low-level posture descriptions and feature analysis using non-acted body gestures to implement MLP-based emotion and dimension recognition. Volkova et al. [309] further investigated whether emotional body expressions could be recognized when they were recorded during natural scenarios. To explore the emotion recognition from daily actions, Fourati et al. [310] recorded varieties of emotional body expressions in daily actions and constructed a new database.

5.3.2.2 DL-based EBGR

DL-based EBGR systems have deeper or wider network architectures to implement end-to-end emotion recognition. Although DL-based EBGR systems do not require to design a tailored-feature extractor, they often take the input data pre-processed by the commonly-used pose estimation models or low-level feature extractors [311]. High-level features for emotion recognition can be learned in spatial and temporal dimensions through CNN-based networks [312], LSTM-based networks [311] or CNN-LSTM based networks [313]. Recently, many researches have demonstrated the advantages of effectively combining different DL-based models and the attention mechanism [314] to improve the performance of EBGR.

Deep ConvNet-RNN learning for EBGR. Ly et al. [313] first detected keyframes from upper-body videos based on the hashing model; And then fed these keyframes into the CNN-LSTM network to predict the emotions. Their experiments employed on FABO achieve an accuracy of 72.5%. Avola et al. [315] investigated a framework of non-acted EBGR based on 3D skeleton and DNNs, which consist of the MLP and N-Stacked LSTMs. Shen et al. [311] proposed full-body based EBGR by fusing RGB features of optical flow extracted by the temporal segment network [316], and skeleton features extracted by spatial-temporal graph convolutional networks [317].

Zero-shot based EBGR. Due to the complexity and diversity of human emotion through body gestures, it is difficult to enumerate all emotional body gestures and collect enough samples for each category. Therefore, the existing methods fail to determine which emotional state a new body gesture belongs to. In order to recognize unknown emotions from seen body gestures or to know emotions from unseen body gestures, Banerjee et al. [318] and Wu et al. [314] introduced the generalized zero-shot learning [319] framework, based on adversarial, autoencoder-based representation learning, using semantic descriptions. These two works are also the earliest released EBGR methods in the zero-shot paradigm.

5.4 Physiological-based emotion recognition

Facial expressions, text, voice, and body gesture from human being can be easily collected. However the reliability of such information largely depends on social environment and cultural background, and personalities of testers where their emotions are easy to be forged [20]. However, the changes in physiological signals directly reflect the changes in human emotions, which can help humans recognize, interpret and simulate emotional states [30,320]. Therefore, it is highly objective to learn human emotions through physiological signals [321].

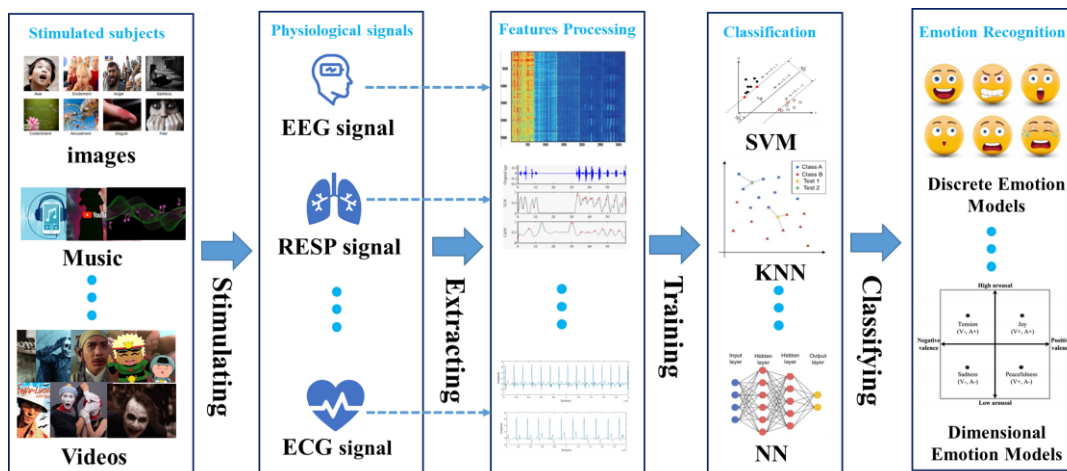


Fig. 5. The diagram of emotion recognition via physiological signals.

The diagram of physiological-based emotion recognition, as shown in Fig. 5, typically includes the following five aspects: 1) Stimulating subjects' emotions with images, music and videos; 2) Recording physiological signals that mainly include EEG, skin conductance, RESP, heart rate, EMG, and ECG signals; 3) Extracting features through physiological signals pre-processing, feature analysis, feature selection and reduction; 4) Training the classification model such as SVM, KNN, LDA, RF, NB and NN, etc.; and 5) Emotion recognition based on a discrete emotion model or a dimensional emotion model.

Among above physiological emotion signals, EEG or ECG can provide a simple, objective, and reliable solution for identifying emotions [322], and are most frequently used for sentiment analysis and emotion recognition. Thus, we review EEG-based and ECG-based emotion recognition in this subsection. Table 10 shows a summary of representative methods for physiological-based emotion recognition, as detailed next.

5.4.1 EEG-based emotion recognition

Compared with other peripheral neuro-physiological signals, EEG signals can directly measure the changes of brain activities, which provide internal features of emotional states [20]. Besides, the EEG signal with a high temporal resolution makes it possible to monitor a real-time emotional state. Therefore, various EEG-based emotion recognition techniques have been developed recently [29].

5.4.1.1 Conventional ML-based EEG-based emotion recognition

The performance of ML-based EEG-based emotion recognition depends on how to properly design the feature extraction, feature dimensionality reduction (or feature selection), and classification methods [20].

The core objective of feature extraction is to extract important features out of EEG signals, which contain time-domain features, frequency-domain features, and time-frequency-domain features. The fast Fourier transform (FFT) analysis is often used to transform the EEG signal into power spectrum [323].

Feature dimensionality reduction (or feature selection) is an important step in EEG-based emotion recognition due to the redundancy of EEG signals. Yoon and Chung [323] used the FFT analysis for feature

extraction and the Pearson correlation coefficient (PCC) for feature selection. Yin et al. successively designed a novel transfer recursive feature elimination [324] and the dynamical recursive feature elimination [325] for EEG feature selection, which determines and constructs sets of robust EEG features. Puk et al. [326] investigated an alternating direction method of multipliers ADMM-Based Sparse Group Lasso (SGL), with hierarchical splitting for recognizing the discrete states of three emotions. He et al. [327] designed a firefly integrated optimization algorithm (FIOA) to realize the optimal selection of the features subset and the classifier, without stagnating in the local optimum for the automatic emotion recognition. In the experiment, the FIOA evaluated on DEAP can gradually regulate the balance between ACC and feature number in the whole optimization process, which achieves an accuracy of 95.00%.

The commonly used ML-based classifier for EEG-based emotion recognition is SVM or its variations. For example, Atkinson and Campos [328] combined the mutual information-based EEG feature selection approach and SVM to improve the recognition accuracy. Yin et al. successively designed the linear least square SVM [324] and the selected least square SVM [325] for EEG-based classification.

5.4.1.2 DL-based EEG-based emotion recognition

Different from the pipeline of ML-based EEG-based emotion recognition, Gao et al. [329] utilized CNNs and restricted Boltzmann machine (RBM) with three layers, to simultaneously learn the features and classify EEG-based emotions. The CNN-based emotion recognition with subject-tied protocol achieves an accuracy of 68.4%. The affective computing team directed by Prof. Zheng [330–332] from Southeast University, China, has proposed many EEG-based emotion recognition networks such as bi-hemispheres domain adversarial neural network (BiDANN) [330], instance-adaptive graph network [331] and variational pathway reasoning [332].

As the biological topology among different brain regions can capture both local and global relations among different EEG channels, Zhong et al. [333] designed a regularized graph neural network (RGNN) for EEG-based emotion recognition. Specifically, the RGNN consists of both regularization operators of node-wise domain adversarial training and emotion-aware distribution learning. Gao et al. [334] proposed a channel-fused dense convolutional network for EEG-based emotion recognition. Considering the spatial information from adjacent channels and symmetric channels, Cui et al. [335] proposed the regional-asymmetric convolutional neural network (RACNN) including temporal, regional and asymmetric feature extractors. An asymmetric differential layer is introduced into three feature extractors to capture the discriminative information, by considering the asymmetry property of emotion responses. The experimental results demonstrate that RACNN achieves prominent results with average accuracies of 96.88% and 96.28% on DEAP [96] and DREAMER [322], respectively.

5.4.2 ECG-based emotion recognition

Different from EEG, ECG can record the physiological changes of human heart in different situations through the autonomous nervous system activity. With the change of human emotion or sentiment state, the ECG will detect the corresponding waveform transformation [336], which can be evaluated to provide enough information in emotion recognition. Next, we introduce ECG-based emotion recognition based on conventional ML models or the DL models.

5.4.2.1 Conventional ML-based ECG-based emotion recognition

On the basis of the diagram of physiological-based emotion recognition, Hsu et al. [336] constructed a music-induced ECG emotion database, and then developed a nine-stage framework for automatic ECG-based emotion recognition, which includes nine parts: 1) Signal preprocessing; 2) R-wave detection; 3) Windowing ECG recording; 4) Noisy epoch rejection; 5) Feature extraction based on the time-, and frequency-domain and nonlinear analysis; 6) Feature normalization; 7) Feature selection using sequential forward floating selection-kernel-based class separability; 8) Feature reduction based on the generalized discriminant analysis; and 9) Classifier construction with LS-SVM. Note that not all ML-based ECG emotion recognition methods follow the abovementioned steps, but the steps of feature extraction, feature selection and classifier are common.

The direct features of ECG signals are extracted in the time domain. Bong et al. [337] designed a framework for human emotional stress detection by extracting three time-domain features: heart rate, mean R peak amplitude, and mean R-R intervals. Another common way to extract features from ECG signals is to transform them into other domains. Jerritta et al. [338] applied FFT, Discrete Wavelet Transform (DWT), and Hilbert Huang Transform (HHT), and then made PCA and Tabu search, to select key features in low-, high- and total (low and high together) frequency range. Both [338] and [337] used SVM to implement the final emotion classification.

Combining different types of features can be beneficial. Cheng et al. [339] computed linear-derived features, nonlinear-derived features, time-domain features, and time-frequency domain features from ECG and its derived heart rate variability, and fused them for negative emotion detection based on the SVM. The experiments implemented on BioVid Emo DB [340] show that [339] achieves an accuracy of 79.51%, with a minor time cost of 0.13ms in the classification of positive and negative emotion states.

Statistic features of ECG signals are also used. Selvaraj et al. [341] proposed a non-linear Hurst feature extraction method by combining the rescaled range statistics and the finite variance scaling with higher order statistics. They further investigated the performance of four conventional classifiers of NB, RT, KNN and fuzzy KNN for emotion classification. A novel Hurst feature and fuzzy KNN is used and achieved a recognition accuracy of 92.87%. Ferdinando et al. [342] explored the effect of feature dimensionality reduction in ECG-based emotion recognition. A bivariate empirical mode decomposition was employed to compute features for KNN based on statistical distribution of dominant frequencies.

5.4.2.2 DL-based FER ECG-based emotion recognition

Chen et al. [343] proposed a novel EmotionalGAN-based framework to generate more ECG samples for enhancing generalization power of emotion recognition by incorporating the augmented ECG samples generated by EmotionalGAN. Compared with that using only original data, around 5% improvement of average accuracy shows the significance of GAN-based models on the emotion recognition task. In order to improve the generalization of the emotion recognition model, Sarkar and Etemad [344] introduced one self-supervised approach to train the signal transformation recognition network (STRN) to learn spatiotemporal features and abstract representations of the ECG. The weights of convolutional layers in the STRN are frozen and then train two dense layers to classify arousal and valence.

Table 10. Overview of the representative methods for physiological-based emotion recognition.

Publication	Year	Feature Representation	Classifier	Database	Performance
EEG-based Emotion Recognition					
[328]	2016	mRMR-based	SVM	DEAP	A/V: 73.06/73.14
[326]	2019	ADMM-based	Multi-class SGL	MAHNOB	3 classes: 74.0
[330]	2018	BiDANN	LSTM+Softmax	SEED	3 classes: 92.38
[334]	2020	Spatial-temporal	Pooling+Softmax	SEED DEAP	3 classes: 90.63 A/V: 92.92/92.24
ECG-based Emotion Recognition					
[342]	2017	Feature Fusion+LLN	KNN	Mahnob-HCI	A/V: 66.1/64.1
[339]	2017	Feature Fusion	SVM	BioVid EmoDB	2 classes: 79.15
[343]	2019	EmotionalGAN	SVM	DECAF	A/V: 58.6/59.4
[344]	2020	Self-supervised CNN	FC+Sigmoid	SWELL AMIGOS	A/V: 96.0/96.3 A/V: 85.8/83.7

6. Multimodal affective analysis

While Section 5 has reviewed the relevant studies of unimodal emotion feature extraction and classification, in this section we further describe how to integrate multiple unimodal systems to develop a framework of multimodal affective analysis [345]. The main idea of multimodal affective analysis can be regarded as the fusion of different modal information [346], aiming to achieve a more accurate result and more comprehensive understanding than with unimodal-based methods [347,348].

Nowadays, most reviews of multimodal affective analysis [12,14,17] focus on the multimodal fusion strategies, classifying them into feature-level fusion (or early fusion), decision-level fusion (or late fusion), model-level fusion, and hybrid-level fusion. However, the multimodal affective analysis can be also varied with data modalities. Therefore, we categorize multimodal affective analysis methods into multi-physical modality fusion, multi-physiological modality fusion, and physical-physiological modality fusion, according to the combination of different modalities, and further classify them based on the fusion strategies.

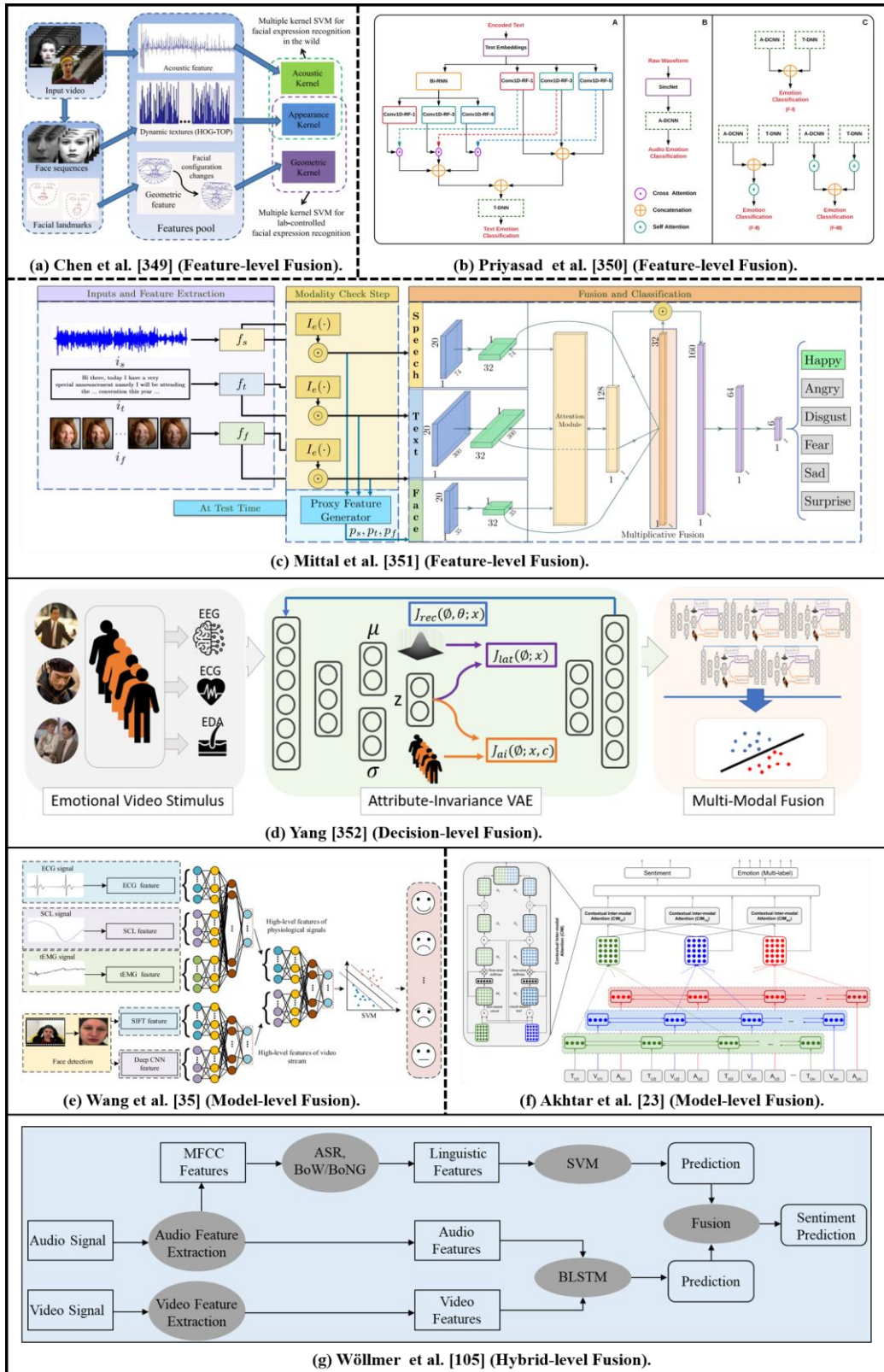


Fig. 6. Taxonomy of multimodal affective analysis. (a) Feature-level fusion for visual-audio emotion recognition adopted from [349]; (b) Feature-level fusion for text-audio emotion recognition adopted from [350]; (c) Feature-level fusion for visual-audio-text emotion recognition adopted from [351]; (d) Decision-level fusion for adopted multi-physiological affective analysis from [352]; (e) Model-level fusion for physical-physiological affective analysis adopted from [35]; (f) Model-level fusion for visual-audio-text emotion recognition adopted from [23]; (g) Hybrid-level fusion for visual-audio-text emotion recognition adopted from [105].

Nowadays, most reviews of multimodal affective analysis [12,14,17] focus on the multimodal fusion strategies, classifying them into feature-level fusion, decision-level fusion, model-level fusion, and hybrid-level fusion. However, the multimodal affective analysis can be also varied with data modalities. Therefore, we categorize multimodal affective analysis methods into multi-physical modality fusion, multi-physiological modality fusion, and physical-physiological modality fusion, according to the combination of different modalities, and further classify them based on the fusion strategies.

Fig. 6 illustrates prominent examples of using different fusion strategies:

1. Feature-level fusion combines features extracted from the multimodal inputs to form one general feature vector, which is then sent into the classifier. Fig. 6 (a), (b) and (c) show some examples based on feature-level fusion between multi-physical modalities, like visual-audio, text-audio and visual-audio-text, respectively.
2. Decision-level fusion connects multiple decision vectors independently generated from each modality into one feature vector. Fig. 6 (d) shows one example based on decision-level fusion of multi-physiological modalities of EGG, ECG and EDA.
3. Model-level fusion, discovers the correlation properties between features extracted from different modalities, and uses or designs the fusion model with relaxed and smooth types such as HMM and two-stage ELM [353]. Fig. 6 (e) and (f) are two examples based on model-level fusion; but the former is for physical-physiological modalities, and the latter is for visual-audio-text modalities.
4. Hybrid fusion is the combination of both feature-level fusion and decision-level fusion. Fig. 6 (g) shows a hybrid fusion framework for visual-audio-text modalities.

6.1 Multi-physical modality fusion for affective analysis

In light of popular manners of modality combination, we categorize the multi-physical modalities fusion for affective analysis into visual-audio emotion recognition [354,31], text-audio emotion recognition [355,356], and visual-audio-text emotion recognition [357,358]. Table 11 shows a summary of representative methods for multi-physical modality fusion, as detailed next.

6.1.1 Visual-audio emotion recognition

Visual and audio signals are the most natural and effective emotional cues to show emotions when people communicate in the daily life [359]. Many research works [360–363,354] show that visual-audio emotion recognition outperforms unimodal visual or audio emotion recognition.

Feature-level fusion. Chen et al. [349] (Fig. 6 (a)) proposed ML-based visual-audio emotion recognition by fusing dynamic HOG-TOP texture features and acoustic features or geometric features. These two kinds of features are sent into a multiple kernel SVM for the FER, both under the wild and lab-controlled environments. Tzirakis et al. [31] adopted CNN and deep residual networks to extract audio and visual features, respectively; and then concatenated these visual-audio features to feed into a 2-layer LSTM to predict Arousal-Valence values.

Various attention mechanisms have also been successfully applied for visual-audio emotion recognition tasks [364,365]. Zhang et al. [365] introduced an embedded attention mechanism to obtain the emotion-related regions from their respective modalities. To deeply fuse video-audio features, the factorized bilinear pooling (FBP) fusion strategy was proposed in consideration of feature differences in expressions of video frames. The FBP achieves a recognition accuracy of 62.48% on AFEW database of the audio-video sub-challenge in EmotiW2018. Zhao et al [364] proposed a novel deep visual-audio attention network (VAANet) with specific attention modules and polarity-consistent cross-entropy loss. Specifically, spatial, channel-wise, and temporal attentions are integrated with a 3D CNN [366] for video frame segments, and spatial attention is integrated with a 2D CNN (ResNet-18) for audio MFCC segments.

Decision-level fusion. Hao et al. [367] proposed an ensemble visual-audio emotion recognition framework based on multi-task and blending learning with multiple features. Two kinds of Handcraft-based and DL-based features of audio and visual signals are constituted of four sub-models, which are fused based on the blending ensemble algorithm to predict the final emotion. Their method achieved the average accuracies of 81.36% (speaker-independent) and 78.42% (speaker-dependent) on eINTERFACE [368].

Model-level fusion. This requires a ML-based model (e.g., HMM, Kalman filters and DBN) to learn the fused information and make decisions at the same time. Lin et al. [33] proposed a semi-coupled HMM (SC-HMM) to align the temporal relations of audio-visual signals, followed by the Bayesian classifier with an error weighted scheme. The experimental results demonstrate that SC-HMM achieves prominent average accuracies of 90.59% (four-class emotions) and 78.13% (four quadrants) on the multimedia human-machine communication posed database and public SEMAINE database, respectively. Glodek et al. [369] designed Kalman filters based on a Markov model to combine temporally ordered classifier decisions with

reject option to recognize the affective states. For audio-visual data, the unimodal feature extractors and base classifiers are fused based on a Kalman filter and confidence measures.

Zhang et al. [37] extracted features from audio-visual signals by CNN, and integrated them via DBNs, and finally employed a linear SVM classifier for emotion recognition. The method achieved average accuracies of 80.36%, 54.57% and 85.97% on RML, eNTERFACE05 and BAUM-1s, respectively. Nguyen et al. [279] utilized a score-level fusion approach for computing all likelihoods of the DBN trained on spatiotemporal information of the audio and video streams extracted by the C3D. Hossain and Muhammad [353] designed the 2D CNN and 3D CNN for extracting local and spatial textures from the pre-processed speech and video signals, respectively. Using these video-audio features, a two-stage ELM based fusion model with SVM classifier was trained to estimate different emotional states.

6.1.2 Text-audio emotion recognition

Although there have been SER [26,163,178] and TSA [156,370], performing the two tasks separately makes it hard to achieve compelling results [350]. Text-audio emotion recognition approaches use linguistic content and speech clues to enhance the performance of unimodal emotion recognition system [356,371].

Feature-level fusion. Yoon et al. [372] proposed a deep dual recurrent neural network for encoding audio-text sequences which are then concatenated to predict the final emotion. It achieves an accuracy of 71.8% (four classes) on IEMOCAP. Cai et al. [373] further designed an improved CNN and Bi-LSTM for extracting spatial features and capturing the temporal dynamic. Considering the phonemes effect on the emotion recognition, Zhang et al. [371] exploited the acoustic and lexical properties of phonetic information based on a temporal CNN with global max-pooling structure using unimodal, multimodal single-stage fusion, and multimodal multi-stage fusion systems. To deeply exploit and fuse text-acoustic features for emotion classification, Priyasad et al. [350] (Fig. 6 (b)) designed T-DNN (DCNNs and Bi-RNN followed by DCNNs) and A-DCNN (SincNet with band-pass filters followed by a DCNN) for extracting textual features and learning acoustic features, respectively. Textual-acoustic features are fused with different attention strategies (self-attention or no attention) to predict four emotions on IEMOCAP.

Decision-level fusion. Wu et al. [374] fused acoustic-prosodic information based on a meta decision tree (MDT) with multiple base classifiers (e.g. GMM SVM, and MLP), and employed maximum entropy model (MaxEnt) to establish the relationship between emotional states and emotion association rules in semantic labels for speech emotion recognition and text emotion recognition, respectively. AP-based and SL-based emotion confidences are fused based on a weighted product fusion strategy for predicting final emotions.

Feature-level fusion versus decision-level fusion. To verify whether feature-level fusion or decision-level fusion is more effective in text-audio emotion recognition, Jin et al. [375] firstly generated a new lexical features and different acoustic features, and then utilized these two fusion strategies to achieve four-class recognition accuracies of 55.4% and 69.2% on IEMOCAP, respectively. Considering the emotional dialogue composed of sound and spoken content, Pepino et al. [376] exploited multiple dual RNNs to encode audio and text sequences. The feature-level fusion and decision-level fusion approaches in 3 different ways are explored to compare their performances.

6.1.3 Visual-audio-text emotion recognition

The vocal modulation, facial expression, and context-based learning provide important cues to better identify true affective states of the opinion holder [377,378]. For example, when a lady is proposed and then she says "I do" in tears, none of textual-based, audio-based, or visual-based emotion recognition models can predict confident results. While visual-audio-text emotion recognition leads to a better solution.

Feature-level fusion. In 2013, Veronica et al. [379] used BoW, OpenEAR [380], and vision software to extract linguistic, audio and visual features, respectively. The performances of automatic sentiment classification are compared among three unimodal, three bimodal and one multimodal (text-audio-visual) models. the combination of three modalities can significantly improve over the individual use of one modality or the fusion of any two modalities. Poria et al. [358] utilized the standard RNN, deep CNN and openSMILE to capture temporal dependence of visual data, spatial information of textual data and low-level descriptors of audio data, respectively. The MKL is further designed for feature selection of different modalities to improve the recognition results. Mittal et al. [351] (Fig. 6 (c)) investigated a multiplicative multimodal emotion (M3ER) recognition in three steps: firstly, feature vectors are extracted from the raw three modalities; then, these features are transferred into modality check step to retain the effective features and discard the ineffectual ones which are used to regenerate proxy feature vectors; finally, selected features are fused to predict six emotions based on the multiplicative feature-level fusion combined with attention module. The experiment shows that the M3ER has better recognition accuracies, which reach 82.7% and 89.0% on IEMOCAP and CMU-MOSEI, respectively. Different from language-independent approaches for English or German sentiment analysis, Chinese sentiment analysis not only understands symbols with

explicit meaning, but also captures phonemic orthography (tonal language) with implicit meaning. Based on this assumption, Peng et al. [381] proposed reinforcement learning based disambiguate intonation for sentiment analysis (DISA) consisting of policy network, embedding lookup, loss computation, and feature-level fusion of three modalities. By integrating phonetic features with textual and visual representations, multimodal Chinese sentiment analysis significantly outperforms than unimodal models.

Feature-level fusion versus decision-level fusion. Poria et al. [382] utilized a CNN to extract textual features, calculated handcrafted features from visual data, and generated audio features by the openSMILE. These three kinds of feature vectors were fused to train a classifier based on MKL. Feature-level fusion and decision-level fusion with feature selection are conducted to implement unimodal, bimodal and multimodal emotion recognition employed on HOW [104]. According to the experimental results, textual-based emotion recognition achieves the best performance among three unimodal emotion recognition methods, while visual-audio-text emotion recognition in feature-level fusion outperforms other unimodal and bimodal emotion recognition.

Model-level fusion. Considering the interdependencies and relations among the utterances of a video [378], Poria et al. [383] introduced some variants of the contextual LSTM into the hierarchical architecture for extracting context-dependent multimodal utterance features. These three kinds of features are concatenated and fed into the contextual LSTM to predict emotions, reaching 80.3%, 68.1% and 76.1% on MOSI, MOUD and IEMOCAP, respectively. Akhtar et al. [23] (Fig. 6 (f)) proposed an end-to-end DL-based multi-task learning for textual-audio-visual emotion recognition and sentiment analysis. Considering the unequal importance of three modalities, a context-level inter-modal (CIM) attention module is designed for learning the joint-association between textual-audio-visual features of utterances captured by three bi-directional gated recurrent unit (biGRU) networks. These features of three CIMs and three individual modalities are concatenated for feature representation to predict sentiments and multi-label emotions.

Hybrid-level fusion. In order to make full use of the advantages of feature-based fusion and decision-based fusion strategies, and overcome the disadvantages of both, Wöllmer et al. [105] (Fig. 6 (g)) used BoW or Bag-of-N-Gram (BoNG) features with SVM for linguistic sentiment classification, and fused audio-video features with Bi-LSTM for audio-visual emotion recognition. And then, these two prediction results were fused to generate the final emotion under the strategy of weighted fusion.

Table 11. Summary of representative methods for multi-physical modality fusion.

Publication	Year	Feature Representation	Classifier	Fusion Strategy	Database	Performance
Visual-audio emotion recognition						
[349]	2018	Acoustic, Geometric and HOG-TOP	Multiple kernel SVM	Feature-level	CK+ AFEW	7 classes ¹ : 95.7 7 classes ² : 45.2
[31]	2017	CNN, Resnet	LSTM	Feature-level	RECOLA	A/V: 78.8/73.2
[364]	2020	2D ResNet+Attention 3D ResNet+Attention	FC	Feature-level	VideoEmotion-8 Ekman-6	8 classes: 54.50 6 classes: 55.30
[367]	2020	Multitask CNN	Meta-Classifier	Decision-level	eNTERFACCE	6 classes: 81.36
[279]	2017	C3D + DBN	Score-level Fusion	Model-based	eNTERFACE	6 classes: 89.39
[353]	2019	2D CNN, 3D CNN	ELM-based fusion, SVM	Model-based	Big Data eNTERFACE	3 classes: 91.3 6 classes: 78.42
Text-Audio Emotion Recognition						
[350]	2020	A-DCNN, T-DNN Self-attention	FC	Feature-level	IEMOCAP	4 classes ² : 80.51 4 classes ³ : 79.22
[374]	2011	Acoustic-prosodic Semantic labels	Base classifiers, MDT, MaxEnt	Decision-level	2033 utterances	4 classes ³ : 83.55 4 classes ⁴ : 85.79
[376]	2020	Acoustic features Word embeddings	Pooling Scalar weight fusion	Feature-level Decision-level	IEMOCAP/MSP- PODCAST	65.1/58.2 63.9/58.0
Visual-audio-text Emotion Recognition						
[351]	2020	Proxy and Attention Multiplicative fusion	FC	Feature-level	IEMOCAP CMU-MOSEI	4 classes ² : 82.7 6 classes ¹ : 89.0
[382]	2015	CNN, handcrafted, CFS, PCA	MKL	Feature-level Decision-level	HOW	3 classes: 88.60 3 classes: 86.27
[23]	2019	Three Bi-GRU	CIM-attention	Model-based	CMU-MOSEI	Multi-label ¹ : 62.8 2-class ² : 80.5
[105]	2013	Facial movement, MFCC	SVM, BiLSMT	Hybrid-level	SEMAINE	Mean WA ⁵ : 65.2

¹LOSO. ²WA. ³UA. ⁴ The recognition accuracy considering the individual personality trait for personalized application. ⁵The median values evaluated on IEMOCAP/MSP-PODCAST databases. ⁶ Mean WA of Arousal, Expectation, Power and Valence.

6.2 Multi-physiological modality fusion for affective analysis

Automatic affective analysis based on multi-physiological modalities has attracted more attention due to the operability and generality of wearable technologies [384]. Yet, EEG-based or ECG-based emotion recognition has difficulty to achieve satisfactory prediction performance due to the complexity of emotion

and significant individual differences in physiological responses [348]. In this sub-section, we review multi-physiological modality fusion for affective analysis in different fusion strategies. Table 12 provides a summary of some representative methods for multi-physiological modality fusion, as detailed next.

Feature-level fusion. Li et al. [385] collected multi-physiological emotion signals induced via music, picture or video, and extracted low-level descriptors and statistical features from the signal waveforms. Then, they fused these features for emotion prediction using ML-based classifiers with a Group-based IRS (Individual Response Specificity) model. The combination of RF with Group-based IRS achieved a higher accuracy of about 90% in the imbalance of the emotion database. Similarly, Nakisa et al. [386] pre-processed, extracted and fused time-frequency features of EEG and BVP signals, and fed them into an LSTM network, whose hyperparameters were optimized by differential evolution (DE). On their self-collected dataset, its overall accuracy was 77.68% for the four-quadrant dimensional emotions.

Using ECG, GSR, ST, BVP, RESP, EMG, and EOG signals selected from DEAP [96], Verma and Tiwary [347] extracted multi-resolution features based on DWT and used them for emotion estimation on the valence-arousal-dominance emotion model. Hossain et al. [387] extracted 9 statistical features, 9 power spectral density features, and 46 DBN features of EDA, Photo plethysmogram and zEMG signals. These features were fused to train a fine gaussian SVM to classify 5 basic emotions. Ma et al. [388] designed a multimodal residual LSTM network for learning the dependency of high-level temporal-feature EEG, EOG and EMG signals to predict emotions. The network achieves a classification accuracy of 92.87% and 92.30% for arousal and valence, respectively.

Decision-level fusion. Wei et al. [389] selected EEG, ECG, RESP and GSR signals from MAHNOB-HCI [107], and weighted the outputs from multiple SVM classifiers by a linear fusing weight matrix, to predict 5 basic emotions. Their highest average accuracy of recognition was 84.6%. To explore the emotional physiological-based temporal features, Li et al. [390] transformed EEG, ECG and GSR signals selected from AMIGOS [99] into spectrogram images to represent their time-frequency information. The attention-based Bi-LSTM-RNNs was designed to automatically learn the best temporal features, which were further fed into a DNN to predict the probability of unimodal emotion. These results were finally fused to output the final emotion state based on either an equal weights scheme or a variable weights scheme. As personality-specific human beings often show different physiological reactions after being stimulated by emotional elements, Yang et al. [352] (Fig. 6 (d)) proposed an attribute-invariance loss embedded variational autoencoder to learn personality-invariant representations. With the different signals of EEG, ECG and EDA selected from AMIGOS, different features were extracted and then fed into different SVM classifiers to predict the unimodal classification result. The final emotional state was determined by fusing the classification results. Dar et al. [391] designed the 2D-CNN for EEG signals and the combination of LSTM and 1D-CNN for ECG and GSR signals. By using majority voting based on decisions made by multiple classifiers, the framework achieved the overall highest accuracy of 99.0% and 90.8% for AMIGOS [99] and DREAMER [322], respectively.

Model-level fusion. Yin et al. [392] first pre-processed and extracted 425 salient physiological features of 7 signals selected from DEAP. Separate deep hidden neurons in stacked-AEs were then investigated to extract higher-level abstractions of these salient features. An ensemble of deep classifiers with an adjacent graph-based hierarchical feature fusion network was designed for recognizing emotions based on a Bayesian model.

Table 12. Summary of some representative methods for multi-physiological modality fusion.

Publication	Year	Signals	Architecture	Fusion Strategy	Database	Performance
[347]	2014	EEG, GSR, ST, BVP, RESP, EMG, EOG	DWT, Multiple kernel SVM	Feature-level	DEAP	13 classes: 85.00
[387]	2019	EDA, BVP, zEMG	DBN, FGSVM	Feature-level	DEAP	5 classes: 89.53 A/V: 65.1/61.8
[352]	2019	EEG, ECG, EDA	AILE-VAE, SVM	Decision-level	AMIGOS	A/V: 68.8/ 67.0
[390]	2020	EEG, ECG, GSR	Attention-based LSTM-RNNs, DNN	Decision-level	AMIGOS	A/V: 83.3/79.4
[392]	2017	EEG, EOG, EMG, ST, GSR, BVP, RESP	Deep Stacked AE, Bayesian model	Model-based	DEAP	A/V: 77.19/76.17

6.3 Physical-physiological modality fusion for affective analysis

Since the change of human emotions is a complicated psycho-physiological activity, the research on affective analysis is related to many cues (e.g., behavioral, physical, and psychological signals). In other words, multi-physical emotional signals are revealed simultaneously accompanying with multi-physiological signals [393,394]. Researchers have focused on the physical-physiological modality fusion

for affective analysis via mining the strong external expression of physical data and undisguisable internal changes of physiological signals [395–397]. It is worth noting that there are a few video-physiological emotion recognition methods due to the limitations of the physical-physiological emotion databases. A summary of representative methods for physical-physiological modality fusion is shown in Table 13, as detailed next.

Feature-level fusion. Due to the complexity of physical-physiological modalities, researchers have been trying to explore more advanced or deeper networks to extract effective features. In order to fully leverage advantages of the complementary property between features of EEG and eye movement, Liu et al. [398] proposed a bimodal deep AE based on a RBM to recognize emotions on SEED and DEAP. Soleymani et al. [399] designed a framework of video-EEG based emotion detection using a LSTM-RNN and continuous conditional random fields. Wu et al. [400] proposed a hierarchical LSTM with a self-attention mechanism, to fuse the facial-video features and the corresponding EEG features by FC-based feature extractors, and calculate the final emotion. Yin et al. [397] proposed an efficient end-to-end framework of EDA-music fused emotion recognition, denominating it as 1-D residual temporal and channel attention network (RTCAN-1D). Specially, a novel convex optimization-based EDA was firstly introduced to decompose EDA signals for feature augmentation; and then EDA features were extracted by the RTCAN consisting of shallow feature extraction and residual feature extraction, as well as the attention module stacked by a signal channel attention module, and a residual non-local temporal attention module. The model achieves outstanding performances in AMIGOS, DEAP and PMemo [401].

Feature-level fusion versus decision-level fusion. Huang et al. [34] proposed video-EEG based multimodal affective analysis by fusing external facial expression of spatiotemporal local monogenic binary pattern and discriminative spectral power of internal EEG on feature-level and decision-level aspects. According to their experiments, the multimodal affective analysis achieves a better performance than the unimodal emotion recognition; and when it comes to fusion strategies, decision-level fusion outperforms feature-level fusion in the recognition of valence and arousal on MAHNOB-HCI.

Model-level fusion. Wang et al. [35] (Fig. 6 (e)) designed a multimodal deep belief network for fusing and optimizing multiple psycho-physiological features, a bimodal DBN (BDBN) for representing discriminative video-based features, and another BDBN for extracting high multimodal features of both video and psycho-physiological modalities. The SVM was employed for the emotion recognition after the features of all modalities were integrated into a unified dimension.

Table 13. Summary of the representative methods for physical-physiological modality fusion.

Publication	Year	Signals	Architecture	Fusion Strategy	Database	Performance
[397]	2020	EDA, Music	RTCAN-1D	Feature-level	PMemo	Arousal: 82.51/Valence: 77.3
[402]	2015	EEG, Eye Movements	Feature extraction Fuzzy integral fusion	Feature-level Decision-level	SEED	3 classes: 83.70 3 classes ¹ : 87.59
[400]	2020	EEG, Video	LSTM, Self-attention	Model-level	DEAP	AAVA ² : 85.9
[35]	2020	ECG, SCL, tEMG, Video	Inception-ResNet-v2, DBN, SVM	Model-level	BioVid Emo DB	5 classes: 80.89 AAVAL ³ : 84.29

¹The fuzzy integral fusion strategy used for decision-level fusion. ²AAVA = Average accuracy of Valence-Arousal (AAVA). ³AAVAL = Average accuracy of Valence-Arousal-Liking (AAVAL).

7. Discussions

In this review, we have involved emotion models and databases commonly used for affective analysis, as well as unimodal affect recognition and multimodal affective analysis. In this section, we mainly discuss the following aspects:

- 1) The effect of textual, audio, visual, or physiological signals on the emotion recognition;
- 2) The significant advantages of multimodal fusion compared to unimodal methods in affective analysis, and the effect of fusion strategies on multimodal affective analysis [39, 383, 387, 392, 396, 410];
- 3) The effects of conventional ML-based techniques [128, 185, 241, 318, 336] or DL-based methods [149, 205, 249, 287, 325, 344], when these are applied to affective analysis;
- 4) Some potential factors (e.g., released databases and performance metrics) to tackle these challenges (e.g., class imbalance and incomplete data) and exhibit some applications of affective analysis the real-life scenarios.

7.1 Unimodal affect recognition

According to unimodal affect recognition based on text [126,403], audio [178,194,199], visual [253,282,404], EEG [405], or ECG [336], we can say that the most widely used modality is the visual signal, mainly consisting of the facial expressions and body gestures (Section 5). The number of visual-based

emotion recognition systems is comparable to the number of systems based on all other modalities. This is mainly due to more emotional information in visual signals that can easily recognize the emotion state of human beings better than with other physical signals.

However, a study [23] reveals that text-based analysis achieves the highest accuracy in emotion recognition and sentiment analysis. The visual-based analysis is more effective than audio-based sentiment analysis due to audio susceptible to noise [406].

Although the physiological signals collected by wearable sensors are more difficult to be obtained than physical signals, numerous EEG-based [334] or ECG-based [336] emotion recognition methods have been investigated and proposed, due to their objective and more reliable emotion recognition outcomes.

7.2 Multimodal affective analysis

Multimodal affective analysis is broadly divided into multi-physical, multi-physiological and physical-physiological modality fusion. The combination of different modalities and the fusion strategy are two key aspects in the multimodal affective analysis.

In the multi-physical modalities [407], there are three kinds of combinations of different modalities, consisting of visual-audio, text-audio and visual-audio-text. Integrating audio and video information may improve performance over unimodal affect recognition [408]. Similar results have appeared in the combination of other multi-physical modalities [375], in which the text modality was found to play the most vital role in multimodal sentiment analysis in the combination of audio-visual modalities [382,351]. In the research of multi-physiological modality fusion for affective analysis, in addition to EEG and ECG signals, other types of physiological signals, including ECG, EOG, BVP, GSR, and EMG, are jointly combined to interpret emotional states [388,390]. The video modality (facial expression, voice, gesture, posture, etc.) may also be integrated with multimodal physiological signals for video-physiological modality fusion for affective analysis [397,400].

The two basic fusion strategies for multimodal affective analysis are feature-level fusion [350,387] and decision-level fusion [375]. The concatenation [351] or factorized bilinear pooling [365] of feature vectors is commonly used for feature-level fusion. The majority/average voting is often used for decision-level fusion with the outputs of the classifiers. Linear weighted computing [374] can be utilized for both feature-level and decision-level fusion, by employing sum or product operators to fuse features or classification decisions of different modalities. From the multimodal affective analysis shown in Section 6, we find that feature-level fusion [388] is strikingly more common than decision-level fusion. However, the performance of an affect classifier based on feature-level fusion is significantly influenced by the time scales and metric levels of features coming from different modalities.

On the other hand, in decision-level fusion, the input coming from each modality is modeled independently, and these results of unimodal affect recognition are combined in the end. Compared with feature-level fusion, decision-level fusion [351] is performed easier, but ignore the relevance among features of different modalities. Hybrid-level fusion [105] is an another fusion method, which aims to make full use of the advantages of feature-based fusion and decision-based fusion strategies and overcome the disadvantages of either ones. Unlike the above three fusion strategies, model-level fusion uses HMM [33] or Bayesian networks [392] to establish the correlation between features of different modalities and one relaxed fusion mode. The selection and establishment of HMM or Bayesian has the fatal effect on results of the model-level fusion, which is often designed for one specific task.

7.3 Conventional ML-based techniques and DL-based methods for affective computing

The majority of the early works on affective computing have employed conventional ML-based techniques [19,10,18]. The general pipeline of conventional ML-based affective computing consists of pre-processing of raw signals, hand-crafted feature extractor (feature selection if possible), and well-designed classifiers [124,181,249,310,326]. Although various types of hand-crafted feature descriptors have been designed for different modalities, ML-based techniques for affective analysis are hard to be reused across similar problems, on account of their task-specific and domain-specific hand-crafted features. The commonly used ML-based classifiers are SVM [183,253], HMM [179], GMM [180], RF [306], KNN [337] and ANN [374], of which the SVM classifier is the most effective one, and is indeed used in most tasks of ML-based affective analysis. These ML-based classifiers are also used for final classification when the DL-based model is only designed for unimodal feature extraction [291] or multimodal feature analysis [387,35].

Nowadays, due to the strong ability of feature learning and representation, DL-based models have become hot spots, and outperformed conventional ML-based models in most areas of affective analysis [13,135,43,17,39]. For static signals (e.g., facial and spectrogram images), CNNs and their variants are designed for the discriminative features [137,194,290]. For textual, audio, or video sequences, RNNs and

their variants are designed for temporal features [143,201,311]. CNN-LSTM models can extract combined spatial-temporal features, which can further improve the performance of individual CNN-based or LSTM-based models. Adversarial learning is widely used to improve the robustness of models by augmenting data [206,292] and cross-domain learning [156,192]. Besides, different attention mechanisms [142,199,203,280] and autoencoders [352,290] are integrated with DL-based techniques to improve the overall performance. It seems that DL-based methods have an advantage on automatically learning the most discriminative features. However, DL-based approaches have yet to make great impact on physiological emotion recognition, if compared with conventional ML-based models [20].

7.4 Effects of the released databases on the developments of affective analysis

Throughout this review, we have consistently found evidence that advances of affective analysis (emotion recognition and sentiment analysis) is critically driven by the availability of relevant data. Out of the reviewed databases (Section 4), the visual databases account for a larger portion in all aspects of the affective analysis. The rapid development of FER is inseparable from various baseline databases, which are publicly available and can be freely downloaded. Taking FMER as an example, these methods had usually been trained with private data before the CASME and the SMIC databases were made public [18]. Meanwhile, some large-scale visual databases such as BU-4DFE and BP4D can be employed to pre-train target model to recognize facial expressions [261] or micro-expressions [409].

One of the problems, however, is that across different databases there are significant discrepancies in size, quality, and collection conditions [275]. For example, most of body gesture emotion databases contain only several hundred samples with limited gesture categories. What is worse, samples are typically collected in a laboratory environment, which is often far away from real-world conditions. The small scale of baseline body gesture databases hinders their application. Furthermore, the size and quality of databases have more obvious effect on DL-based emotion recognition than on ML-based emotion recognition. Many studies have concluded that the reduced size of the available databases is a key factor in the quest for high-performance affective analysis [410,207]. To tackle this problem, the pre-trained DL-based models [411,412] may be transferred into task-based models specialized for affective analysis.

7.5 Performance metrics of affective analysis in data annotation under different emotion models

Although the representation of the natural affective states has no consensus, most of affective analyses are trained and evaluated based on two types of emotion models: discrete models and dimensional models. In building the affective databases, either discrete or dimensional labels are typically chosen alternatively to fit the raw signals. For example, emotional images or sequences are typically matched with a discrete affective state (basic emotions or polarity).

Affective recognition can be divided into classification (emotions, dimensional or polarity) and continuous dimensional regression (Pleasure, Arousal, Dominance Expectation, or Intensity) [413,414]. The metrics of accuracy, precision and recall are generally adopted for categorical or compartmental emotion classification. When the databases are imbalanced (as it is often the case), the F-Measure (or F1-Score) seems to be the best choice out of the existing evaluation metrics of the emotional classification, across 10-fold cross validation and LOSO. The weighted average recall/F1-score (WAR/WF1) and the unweighted average recall/F1-score (UAR/UF1) are best suited for the classification performance of visual, audio or multimodal affective analysis [292]. On the other hand, MSE and RMSE are commonly used for the evaluation of the continuous dimensional emotion prediction [415]. In order to describe the degree of coincidence, by integrating PCC and MSR, the coefficient concordance correlation coefficient is advised to assess the baseline performance assessment [416,417].

7.6 Applications of affective analysis in real-life scenarios

In recent years, more and more research teams have shift their focus to applications of affective analysis in real-life scenarios [418,419]. In order to detect emotions and sentiments from textual information, the SenticNet directed by Erik Cambria of NTU applied the research outputs of affective computing [106,150,420] and sentiment analysis [22,421–425] into many aspects of daily life, including HCI [426], finance [427] and social media monitoring and forecasting [132,428]. TSA is often used for recommender systems, by integrating diverse feedback information [429] or microblog texts [430].

The applications of visual emotion recognition include course teaching [431], smarter decision aid [432], HCI [433], dynamic quality adaption to the players in games [434–436], depression recognition [437] and for helping medical rehabilitation children affected by the autism spectrum condition [438]. In particular, audio and physiological signals are often used for detecting the clinical depression and stress [100,166,439] due to the reliability and stability of audio/speech emotion signals and the accessibility of physiological signals from wearable devices [440]. As multimodal affective analysis can enhance the robustness and

performance of unimodal affect recognition, more researches have begun to transform them into various real-life applications [441,442], making this a promising research avenue.

8. Conclusion and new developments

This review has comprehensively surveyed more than 350 papers, including an overview of the recent reviews on affective computing in Section 2, and built the taxonomy of affective computing with representative examples in Section 1. We have considered two kinds of commonly used emotion models and five kinds of databases for affective analysis. In Section 3, we categorize current emotion models, based on psychological theories, into discrete models and dimensional models, which determine the category of the output predicted by affective analysis. These recognition results via either classification or regression are evaluated by a range of corresponding metrics. More importantly, the development of affective analysis requires benchmark databases for training and computational models for either DL-based or ML-based affective understanding. In Section 4, we survey the commonly adopted baseline databases, which are classified into textual, audio, visual, physiological, and multimodal databases. Most affective analysis methods benefit from these released databases.

In Section 5 and Section 6, we introduced recent advances in affective analysis, which are mainly grouped into unimodal approaches and multimodal approaches, and further into conventional ML-based techniques and DL-based models. The unimodal affect recognition systems are further divided into the textual sentiment analysis, speech emotion recognition, visual emotion recognition (FER and EBGR) and physiological emotion recognition (EEG-based and ECG-based). Traditional ML-based unimodal affect recognition mostly investigates hand-crafted feature extractors or pre-defined rules and interpretable classifiers. In contrast, DL-based unimodal affect recognition further improves the ability of the feature representation and classification by designing task-specific architectures or deeper network architectures.

Generally, in addition to employing different strategies (feature-level, decision-level, model-level, or hybrid fusion strategies), the multimodal affective analysis is divided into multi-physical approaches (visual-audio, text-audio and visual-audio-text modalities), multi-physiological approaches, and physical-physiological approaches. The performance of multimodal affective analysis is mainly affected by both modality combination and fusion strategy. In Section 7, we discuss some important issues related to unimodal approaches and multimodal approaches, conventional ML-based and DL-based models, databases, performance metrics and applications for affective analysis.

Although affective computing systems using either unimodal or multimodal data have made significant breakthroughs, there are only few robust and effective algorithms to predict emotion and sentiment under diverse and challenging scenes. Hence, we would like to conclude this review with many important recommendations for future research in affective analysis:

- 1) It will be instrumental to develop new and more extended baseline databases, particularly multimodal affect databases, consisting of different modalities (textual, audio, visual and physiological). Conditions should include both spontaneous and non-spontaneous scenarios, with the provision of annotating data in both discrete and dimensional emotion models.
- 2) Some challenging tasks of affective analysis to be solved include FER under partial occlusion or fake emotion expression, and physiological emotion recognition based on various complex signals.
- 3) It is difficult to design a suitable artificial neural network specifically for both discrete emotion recognition and dimensional emotion prediction.
- 4) Fusion strategies have proven to be highly potential. There is significant space for improving fusion methods, particularly with rule-based or statistic-based knowledge, to implement mutual fusion of different modalities that can consider the role and importance of each modality in affect recognition.
- 5) Unsupervised learning methods such as self-supervised learning methods need to be further explored, particularly thanks to their potential to enhancing the robustness and stability of affective analysis under limited or biased databases.
- 6) A prominent application of affective analysis is robotics. Advances presented in this review make it possible to conceive robots equipped with emotional intelligence, which can appropriately imitate and promptly respond to mankind affect and to the surrounding environment.

References

- [1] K.S. Fleckenstein, Defining Affect in Relation to Cognition: A Response to Susan McLeod, *J. Adv. Compos.* 11 (1991) 447–53.
- [2] R.W. Picard, *Affective Computing*, Cambridge, MA, USA: MIT Press, 1997.
- [3] R.W. Picard, E. Vyzas, J. Healey, Toward machine emotional intelligence: analysis of affective physiological state, *IEEE Trans. Pattern Anal. Mach. Intell.* 23 (2001) 1175–1191. <https://doi.org/10.1109/34.954607>.
- [4] J. Park, J. Kim, Y. Oh, Feature vector classification based speech emotion recognition for service robots, *IEEE Trans. Consum. Electron.* 55 (2009) 1590–1596. <https://doi.org/10.1109/TCE.2009.5278031>.
- [5] M. Scheutz, The Affect Dilemma for Artificial Agents: Should We Develop Affective Artificial Agents?, *IEEE Trans. Affect. Comput.* 3 (2012) 424–433. <https://doi.org/10.1109/T-AFFC.2012.29>.
- [6] D. McColl, A. Hong, N. Hatakeyama, G. Nejat, B. Benhabib, A Survey of Autonomous Human Affect Detection Methods for Social Robots Engaged in Natural HRI, *J. Intell. Robot. Syst.* 82 (2016) 101–133. <https://doi.org/10.1007/s10846-015-0259-2>.
- [7] J.A. Healey, R.W. Picard, Detecting stress during real-world driving tasks using physiological sensors, *IEEE Trans. Intell. Transp. Syst.* 6 (2005) 156–166. <https://doi.org/10.1109/TITS.2005.848368>.
- [8] L.-P. Morency, J. Whitehill, J. Movellan, Generalized adaptive view-based appearance model: Integrated framework for monocular head pose estimation, in: 2008 8th IEEE Int. Conf. Autom. Face Gesture Recognit., IEEE, Amsterdam, Netherlands, 2008: pp. 1–8. <https://doi.org/10.1109/AFGR.2008.4813429>.
- [9] J.A. Balazs, J.D. Velásquez, Opinion Mining and Information Fusion: A survey, *Inf. Fusion.* 27 (2016) 95–110. <https://doi.org/10.1016/j.inffus.2015.06.002>.
- [10] E. Cambria, Affective Computing and Sentiment Analysis, *IEEE Intell. Syst.* 31 (2016) 102–107. <https://doi.org/10.1109/MIS.2016.31>.
- [11] M. Munezero, C.S. Montero, E. Sutinen, J. Pajunen, Are They Different? Affect, Feeling, Emotion, Sentiment, and Opinion Detection in Text, *IEEE Trans. Affect. Comput.* 5 (2014) 101–111. <https://doi.org/10.1109/TAFFC.2014.2317187>.
- [12] S. Poria, E. Cambria, R. Bajpai, A. Hussain, A review of affective computing: From unimodal analysis to multimodal fusion, *Inf. Fusion.* 37 (2017) 98–125. <https://doi.org/10.1016/j.inffus.2017.02.003>.
- [13] P.V. Rouast, M. Adam, R. Chiong, Deep Learning for Human Affect Recognition: Insights and New Developments, *IEEE Trans. Affect. Comput.* (2019) 1–1. <https://doi.org/10.1109/TAFFC.2018.2890471>.
- [14] N.J. Shoumy, L.-M. Ang, K.P. Seng, D.M.M. Rahaman, T. Zia, Multimodal big data affective analytics: A comprehensive survey using text, audio, visual and physiological signals, *J. Netw. Comput. Appl.* 149 (2020) 102447. <https://doi.org/10.1016/j.jnca.2019.102447>.
- [15] E. Paul, *Basic emotions*, Wiley Online Library, New York: Sussex U.K, 1999.
- [16] A. Mehrabian, *Basic dimensions for a general psychological theory: implications for personality, social, environmental, and developmental studies*, Cambridge: Oelgeschlager, Gunn & Hain, 1980. <http://archive.org/details/basicdimensionsf0000mehr> (accessed September 1, 2020).
- [17] Y. Jiang, W. Li, M.S. Hossain, M. Chen, A. Alelaiwi, M. Al-Hammadi, A snapshot research and implementation of multimodal information fusion for data-driven emotion recognition, *Inf. Fusion.* 53 (2020) 209–221. <https://doi.org/10.1016/j.inffus.2019.06.019>.
- [18] C.A. Corneanu, M.O. Simón, J.F. Cohn, S.E. Guerrero, Survey on RGB, 3D, Thermal, and Multimodal Approaches for Facial Expression Recognition: History, Trends, and Affect-Related Applications, *IEEE Trans. Pattern Anal. Mach. Intell.* 38 (2016) 1548–1568. <https://doi.org/10.1109/TPAMI.2016.2515606>.
- [19] M. El Ayadi, M.S. Kamel, F. Karray, Survey on speech emotion recognition: Features, classification schemes, and databases, *Pattern Recognit.* 44 (2011) 572–587. <https://doi.org/10.1016/j.patcog.2010.09.020>.
- [20] J. Zhang, Z. Yin, P. Chen, S. Nichele, Emotion recognition using multi-modal data and machine learning techniques: A tutorial and review, *Inf. Fusion.* 59 (2020) 103–126. <https://doi.org/10.1016/j.inffus.2020.01.011>.
- [21] S. Poria, E. Cambria, A. Gelbukh, Aspect extraction for opinion mining with a deep convolutional neural network, *Knowl.-Based Syst.* 108 (2016) 42–49. <https://doi.org/10.1016/j.knosys.2016.06.009>.
- [22] E. Cambria, R. Speer, C. Havasi, A. Hussain, SenticNet: A Publicly Available Semantic Resource for Opinion Mining, in: 2010: pp. 14–18.
- [23] M.S. Akhtar, D. Chauhan, D. Ghosal, S. Poria, A. Ekbal, P. Bhattacharyya, Multi-task Learning for Multi-modal Emotion Recognition and Sentiment Analysis, in: *Proc. 2019 Conf. North Am. Chapter Assoc. Comput. Linguist. Hum. Lang. Technol. Vol. 1 Long Short Pap.*, Association for Computational Linguistics, Minneapolis, Minnesota, 2019: pp. 370–379. <https://doi.org/10.18653/v1/N19-1034>.
- [24] A. Mehrabian, *Communicating Without Words*, *Psychol. Today.* (1968) 53–55.
- [25] C.O. Alm, D. Roth, R. Sproat, Emotions from text: machine learning for text-based emotion prediction, in: *Proc. Conf. Hum. Lang. Technol. Empir. Methods Nat. Lang. Process. - HLT 05*, Association for Computational Linguistics, Vancouver, British Columbia, Canada, 2005: pp. 579–586. <https://doi.org/10.3115/1220575.1220648>.
- [26] Z.-T. Liu, Q. Xie, M. Wu, W.-H. Cao, Y. Mei, J.-W. Mao, Speech emotion recognition based on an improved brain emotion learning model, *Neurocomputing.* 309 (2018) 145–156. <https://doi.org/10.1016/j.neucom.2018.05.005>.
- [27] M. Sajjad, M. Nasir, F.U.M. Ullah, K. Muhammad, A.K. Sangaiah, S.W. Baik, Raspberry Pi assisted facial expression recognition framework for smart security in law-enforcement services, *Inf. Sci.* 479 (2019) 416–431. <https://doi.org/10.1016/j.ins.2018.07.027>.
- [28] P. Sarkar, A. Etemad, Self-supervised ECG Representation Learning for Emotion Recognition, *IEEE Trans. Affect. Comput.* (2020) 1–1. <https://doi.org/10.1109/TAFFC.2020.3014842>.
- [29] S.M. Alarcão, M.J. Fonseca, Emotions Recognition Using EEG Signals: A Survey, *IEEE Trans. Affect. Comput.* 10 (2019) 374–393. <https://doi.org/10.1109/TAFFC.2017.2714671>.
- [30] J. Kim, E. Andre, Emotion recognition based on physiological changes in music listening, *IEEE Trans. Pattern Anal. Mach. Intell.* 30 (2008) 2067–2083. <https://doi.org/10.1109/TPAMI.2008.26>.
- [31] P. Tzirakis, G. Trigeorgis, M.A. Nicolaou, B.W. Schuller, S. Zafeiriou, End-to-End Multimodal Emotion Recognition Using Deep Neural Networks, *IEEE J. Sel. Top. Signal Process.* 11 (2017) 1301–1309. <https://doi.org/10.1109/JSTSP.2017.2764438>.
- [32] T. Baltrusaitis, P. Robinson, L. Morency, 3D Constrained Local Model for rigid and non-rigid facial tracking, in: 2012 IEEE Conf. Comput. Vis. Pattern Recognit., IEEE, Providence, RI, 2012: pp. 2610–2617. <https://doi.org/10.1109/CVPR.2012.6247980>.
- [33] J.-C. Lin, C.-H. Wu, W.-L. Wei, Error Weighted Semi-Coupled Hidden Markov Model for Audio-Visual Emotion Recognition, *IEEE Trans. Multimed.* 14 (2012) 142–156. <https://doi.org/10.1109/TMM.2011.2171334>.
- [34] X. Huang, J. Kortelainen, G. Zhao, X. Li, A. Moilanen, T. Seppänen, M. Pietikäinen, Multi-modal emotion analysis from facial expressions and electroencephalogram, *Comput. Vis. Image Underst.* 147 (2016) 114–124. <https://doi.org/10.1016/j.cviu.2015.09.015>.
- [35] Z. Wang, X. Zhou, W. Wang, C. Liang, Emotion recognition using multimodal deep learning in multiple psychophysiological signals and video, *Int. J. Mach. Learn. Cybern.* 11 (2020) 923–934. <https://doi.org/10.1007/s13042-019-01056-8>.
- [36] T. Meng, X. Jing, Z. Yan, W. Pedrycz, A survey on machine learning for data fusion, *Inf. Fusion.* 57 (2020) 115–129. <https://doi.org/10.1016/j.inffus.2019.12.001>.
- [37] S. Zhang, S. Zhang, T. Huang, W. Gao, Q. Tian, Learning Affective Features With a Hybrid Deep Model for Audio-Visual Emotion Recognition, *IEEE Trans. Circuits Syst. Video Technol.* 28 (2018) 3030–3043. <https://doi.org/10.1109/TCSVT.2017.2719043>.

- [38] B. Ko, A Brief Review of Facial Emotion Recognition Based on Visual Information, Sensors. 18 (2018) 401. <https://doi.org/10.3390/s18020401>.
- [39] S. Li, W. Deng, Deep Facial Expression Recognition: A Survey, IEEE Trans. Affect. Comput. (2020) 1–1. <https://doi.org/10.1109/TAFFC.2020.2981446>.
- [40] W. Merghani, A.K. Davison, M.H. Yap, A Review on Facial Micro-Expressions Analysis: Datasets, Features and Metrics, ArXiv180502397 Cs. (2018). <http://arxiv.org/abs/1805.02397> (accessed November 21, 2019).
- [41] G.R. Alexandre, J.M. Soares, G.A. Pereira Thé, Systematic review of 3D facial expression recognition methods, Pattern Recognit. 100 (2020) 107108. <https://doi.org/10.1016/j.patcog.2019.107108>.
- [42] R. Liu, Y. Shi, C. Ji, M. Jia, A Survey of Sentiment Analysis Based on Transfer Learning, IEEE Access. 7 (2019) 85401–85412. <https://doi.org/10.1109/ACCESS.2019.2925059>.
- [43] R.A. Khalil, E. Jones, M.I. Babar, T. Jan, M.H. Zafar, T. Alhussain, Speech Emotion Recognition Using Deep Learning Techniques: A Review, IEEE Access. 7 (2019) 117327–117345. <https://doi.org/10.1109/ACCESS.2019.2936124>.
- [44] K. Patel, D. Mehta, C. Mistry, R. Gupta, S. Tanwar, N. Kumar, M. Alazab, Facial Sentiment Analysis Using AI Techniques: State-of-the-Art, Taxonomies, and Challenges, IEEE Access. 8 (2020) 90495–90519. <https://doi.org/10.1109/ACCESS.2020.2993803>.
- [45] F. Noroozi, D. Kaminska, C. Corneanu, T. Sapinski, S. Escalera, G. Anbarjafari, Survey on Emotional Body Gesture Recognition, IEEE Trans. Affect. Comput. (2018) 1–1. <https://doi.org/10.1109/TAFFC.2018.2874986>.
- [46] S. Poria, N. Majumder, R. Mihalcea, E. Hovy, Emotion Recognition in Conversation: Research Challenges, Datasets, and Recent Advances, ArXiv190502947 Cs. (2019). <http://arxiv.org/abs/1905.02947> (accessed August 17, 2019).
- [47] L. Yue, W. Chen, X. Li, W. Zuo, M. Yin, A survey of sentiment analysis in social media, Knowl. Inf. Syst. 60 (2019) 617–663. <https://doi.org/10.1007/s10115-018-1236-4>.
- [48] Z. Wang, S.-B. Ho, E. Cambria, A review of emotion sensing: categorization models and algorithms, Multimed. Tools Appl. 79 (2020) 35553–35582. <https://doi.org/10.1007/s11042-019-08328-z>.
- [49] J. Han, Z. Zhang, N. Cummins, B. Schuller, Adversarial Training in Affective Computing and Sentiment Analysis: Recent Advances and Perspectives [Review Article], IEEE Comput. Intell. Mag. 14 (2019) 68–81. <https://doi.org/10.1109/MCI.2019.2901088>.
- [50] P.J. Bota, C. Wang, A.L.N. Fred, H. Placido Da Silva, A Review, Current Challenges, and Future Possibilities on Emotion Recognition Using Machine Learning and Physiological Signals, IEEE Access. 7 (2019) 140990–141020. <https://doi.org/10.1109/ACCESS.2019.2944001>.
- [51] B. Garcia-Martinez, A. Martinez-Rodrigo, R. Alcaraz, A. Fernandez-Caballero, A Review on Nonlinear Methods Using Electroencephalographic Recordings for Emotion Recognition, IEEE Trans. Affect. Comput. (2019) 1–1. <https://doi.org/10.1109/TAFFC.2018.2890636>.
- [52] P. Ekman, Universals and cultural differences in facial expressions of emotion, Nebr. Symp. Motiv. 19 (1971) 207–283.
- [53] J.L. Tracy, D. Randles, Four Models of Basic Emotions: A Review of Ekman and Cordaro, Izard, Levenson, and Panksepp and Watt, Emot. Rev. 3 (2011) 397–405. <https://doi.org/10.1177/1754073911410747>.
- [54] J. Russell, A Circumplex Model of Affect, J. Pers. Soc. Psychol. 39 (1980) 1161–1178. <https://doi.org/10.1037/h0077714>.
- [55] plutchik Robert, Emotion and Life: perspective from psychology biology and evolution, Am. Physiol. Assoc. (2003).
- [56] E. Cambria, A. Livingstone, A. Hussain, The Hourglass of Emotions, in: A. Esposito, A.M. Esposito, A. Vinciarelli, R. Hoffmann, V.C. Müller (Eds.), Cogn. Behav. Syst., Springer Berlin Heidelberg, Berlin, Heidelberg, 2012: pp. 144–157. https://doi.org/10.1007/978-3-642-34584-5_11.
- [57] Y. Susanto, A.G. Livingstone, B.C. Ng, E. Cambria, The Hourglass Model Revisited, IEEE Intell. Syst. 35 (2020) 96–102. <https://doi.org/10.1109/MIS.2020.2992799>.
- [58] A.T. Lopes, E. de Aguiar, A.F. De Souza, T. Oliveira-Santos, Facial expression recognition with Convolutional Neural Networks: Coping with few data and the training sample order, Pattern Recognit. 61 (2017) 610–628. <https://doi.org/10.1016/j.patcog.2016.07.026>.
- [59] Z. Ren, A. Baird, J. Han, Z. Zhang, B. Schuller, Generating and Protecting Against Adversarial Attacks for Deep Speech-Based Emotion Recognition Models, in: ICASSP 2020 - 2020 IEEE Int. Conf. Acoust. Speech Signal Process. ICASSP, 2020: pp. 7184–7188. <https://doi.org/10.1109/ICASSP40776.2020.9054087>.
- [60] Z. Wang, S.-B. Ho, E. Cambria, Multi-Level Fine-Scaled Sentiment Sensing with Ambivalence Handling, Int. J. Uncertain. Fuzziness Knowl.-Based Syst. 28 (2020) 683–697. <https://doi.org/10.1142/S0218488520500294>.
- [61] I. Bakker, T. van der Voordt, P. Vink, J. de Boon, Pleasure, Arousal, Dominance: Mehrabian and Russell revisited, Curr. Psychol. 33 (2014) 405–421. <https://doi.org/10.1007/s12144-014-9219-4>.
- [62] J.A. Russell, A. Mehrabian, Evidence for a three-factor theory of emotions, J. Res. Personal. 11 (1977) 273–294. [https://doi.org/10.1016/0092-6566\(77\)90037-X](https://doi.org/10.1016/0092-6566(77)90037-X).
- [63] H. Dabas, C. Sethi, C. Dua, M. Dalawat, D. Sethia, Emotion Classification Using EEG Signals, in: 2018: pp. 380–384. <https://doi.org/10.1145/3297156.3297177>.
- [64] J. Blitzer, M. Dredze, F. Pereira, Biographies, Bollywood, Boom-boxes and Blenders: Domain Adaptation for Sentiment Classification, ACL 2007. (n.d.) 8.
- [65] M. Dredze, K. Crammer, F. Pereira, Confidence-weighted linear classification, in: Proc. 25th Int. Conf. Mach. Learn. - ICML 08, ACM Press, Helsinki, Finland, 2008: pp. 264–271. <https://doi.org/10.1145/1390156.1390190>.
- [66] A.L. Maas, R.E. Daly, P.T. Pham, D. Huang, A.Y. Ng, C. Potts, Learning Word Vectors for Sentiment Analysis, in: Proc. 49th Annu. Meet. Assoc. Comput. Linguist. Hum. Lang. Technol., Association for Computational Linguistics, Portland, Oregon, USA, 2011: pp. 142–150. <https://www.aclweb.org/anthology/P11-1015> (accessed July 23, 2020).
- [67] R. Socher, A. Perelygin, J. Wu, J. Chuang, C.D. Manning, A. Ng, C. Potts, Recursive Deep Models for Semantic Compositionality Over a Sentiment Treebank, (n.d.) 12.
- [68] F. Burkhardt, A. Paeschke, M. Rolfes, W. Sendlmeier, B. Weiss, A Database of German Emotional Speech, (2005) 4.
- [69] I. Sneddon, M. McRorie, G. McKeown, J. Hanratty, The Belfast Induced Natural Emotion Database, IEEE Trans. Affect. Comput. 3 (2012) 32–41. <https://doi.org/10.1109/T-AFFC.2011.26>.
- [70] M. Lyons, S. Akamatsu, M. Kamachi, J. Gyoba, Coding facial expressions with Gabor wavelets, in: Proc. Third IEEE Int. Conf. Autom. Face Gesture Recognit., 1998: pp. 200–205. <https://doi.org/10.1109/AFGR.1998.670949>.
- [71] P. Lucey, J.F. Cohn, T. Kanade, J. Saragih, Z. Ambadar, I. Matthews, The Extended Cohn-Kanade Dataset (CK+): A complete dataset for action unit and emotion-specified expression, in: 2010 IEEE Comput. Soc. Conf. Comput. Vis. Pattern Recognit. - Workshop, IEEE, San Francisco, CA, USA, 2010: pp. 94–101. <https://doi.org/10.1109/CVPRW.2010.5543262>.
- [72] T. Kanade, J.F. Cohn, Yingli Tian, Comprehensive database for facial expression analysis, in: Proc. Fourth IEEE Int. Conf. Autom. Face Gesture Recognit. Cat No PR00580, 2000: pp. 46–53. <https://doi.org/10.1109/AFGR.2000.840611>.
- [73] M.F. Valstar, M. Pantic, Induced Disgust, Happiness and Surprise: an Addition to the MMI Facial Expression Database, (2010) 6.
- [74] G. Zhao, X. Huang, M. Taini, S.Z. Li, M. Pietikäinen, Facial expression recognition from near-infrared videos, Image Vis. Comput. 29 (2011) 607–619. <https://doi.org/10.1016/j.imavis.2011.07.002>.
- [75] Lijun Yin, Xiaozhou Wei, Yi Sun, Jun Wang, M.J. Rosato, A 3D facial expression database for facial behavior research, in: 7th Int. Conf. Autom. Face Gesture Recognit. FGR06, 2006: pp. 211–216. <https://doi.org/10.1109/FGR.2006.6>.
- [76] L. Yin, X. Chen, Y. Sun, T. Worm, M. Reale, A high-resolution 3D dynamic facial expression database, in: 2008 8th IEEE Int. Conf. Autom. Face Gesture Recognit., 2008: pp. 1–6. <https://doi.org/10.1109/AFGR.2008.4813324>.

- [77] X. Zhang, L. Yin, J.F. Cohn, S. Canavan, M. Reale, A. Horowitz, P. Liu, J.M. Girard, BP4D-Spontaneous: a high-resolution spontaneous 3D dynamic facial expression database, *Image Vis. Comput.* 32 (2014) 692–706. <https://doi.org/10.1016/j.imavis.2014.06.002>.
- [78] S. Cheng, I. Kotsia, M. Pantic, S. Zafeiriou, 4DFAB: A Large Scale 4D Database for Facial Expression Analysis and Biometric Applications, in: 2018 IEEE CVF Conf. Comput. Vis. Pattern Recognit., IEEE, Salt Lake City, UT, USA, 2018: pp. 5117–5126. <https://doi.org/10.1109/CVPR.2018.00537>.
- [79] X. Li, T. Pfister, X. Huang, G. Zhao, M. Pietikainen, A Spontaneous Micro-expression Database: Inducement, collection and baseline, in: 2013 10th IEEE Int. Conf. Workshop Autom. Face Gesture Recognit. FG, IEEE, Shanghai, China, 2013: pp. 1–6. <https://doi.org/10.1109/FG.2013.6553717>.
- [80] W.-J. Yan, X. Li, S.-J. Wang, G. Zhao, Y.-J. Liu, Y.-H. Chen, X. Fu, CASME II: An Improved Spontaneous Micro-Expression Database and the Baseline Evaluation, *PLoS ONE*. 9 (2014). <https://doi.org/10.1371/journal.pone.0086041>.
- [81] A.K. Davison, C. Lansley, N. Costen, K. Tan, M.H. Yap, SAMM: A Spontaneous Micro-Facial Movement Dataset, *IEEE Trans. Affect. Comput. 9* (2018) 116–129. <https://doi.org/10.1109/TAFFC.2016.2573832>.
- [82] I.J. Goodfellow, D. Erhan, P.L. Carrier, A. Courville, M. Mirza, B. Hammer, W. Cukierski, Y. Tang, D. Thaler, D.-H. Lee, Y. Zhou, C. Ramesh, F. Feng, R. Li, X. Wang, D. Athanasakis, J. Shave-Taylor, M. Milakov, J. Park, R. Ionescu, M. Popescu, C. Grozea, J. Bergstra, J. Xie, L. Romaszko, B. Xu, Z. Chuang, Y. Bengio, Challenges in Representation Learning: A report on three machine learning contests, *ArXiv13070414 Cs Stat.* (2013). <http://arxiv.org/abs/1307.0414> (accessed March 28, 2021).
- [83] A. Dhall, R. Goecke, S. Lucey, T. Gedeon, Static facial expression analysis in tough conditions: Data, evaluation protocol and benchmark, in: 2011 IEEE Int. Conf. Comput. Vis. Workshop ICCV Workshop, 2011: pp. 2106–2112. <https://doi.org/10.1109/ICCVW.2011.6130508>.
- [84] C.F. Benitez-Quiroz, R. Srinivasan, A.M. Martinez, EmotioNet: An Accurate, Real-Time Algorithm for the Automatic Annotation of a Million Facial Expressions in the Wild, in: 2016 IEEE Conf. Comput. Vis. Pattern Recognit. CVPR, IEEE, Las Vegas, NV, USA, 2016: pp. 5562–5570. <https://doi.org/10.1109/CVPR.2016.600>.
- [85] Z. Zhang, P. Luo, C.C. Loy, X. Tang, From Facial Expression Recognition to Interpersonal Relation Prediction, *Int. J. Comput. Vis.* 126 (2018) 550–569. <https://doi.org/10.1007/s11263-017-1055-1>.
- [86] A. Mollahosseini, B. Hasani, M.H. Mahoor, AffectNet: A Database for Facial Expression, Valence, and Arousal Computing in the Wild, *IEEE Trans. Affect. Comput.* 10 (2019) 18–31. <https://doi.org/10.1109/TAFFC.2017.2740923>.
- [87] S. Li, W. Deng, J. Du, Reliable Crowdsourcing and Deep Locality-Preserving Learning for Expression Recognition in the Wild, in: 2017 IEEE Conf. Comput. Vis. Pattern Recognit. CVPR, IEEE, Honolulu, HI, 2017: pp. 2584–2593. <https://doi.org/10.1109/CVPR.2017.277>.
- [88] X. Jiang, Y. Zong, W. Zheng, C. Tang, W. Xia, C. Lu, J. Liu, DFEW: A Large-Scale Database for Recognizing Dynamic Facial Expressions in the Wild, in: Proc. 28th ACM Int. Conf. Multimed., ACM, Seattle WA USA, 2020: pp. 2881–2889. <https://doi.org/10.1145/3394171.3413620>.
- [89] S. Abrilian, L. Devillers, S. Buisine, J.-C. Martin, EmoTV1: Annotation of real-life emotions for the specifications of multimodal affective interfaces, in: 2005.
- [90] H. Gunes, M. Piccardi, A Bimodal Face and Body Gesture Database for Automatic Analysis of Human Nonverbal Affective Behavior, in: 18th Int. Conf. Pattern Recognit. ICPR06, 2006: pp. 1148–1153. <https://doi.org/10.1109/ICPR.2006.39>.
- [91] M. Kipp, J.-C. Martin, Gesture and Emotion: Can basic gestural form features discriminate emotions?, 2009. <https://doi.org/10.1109/ACHI.2009.5349544>.
- [92] A. Mehrabian, Pleasure-arousal-dominance: A general framework for describing and measuring individual differences in Temperament, *Curr. Psychol.* 14 (1996) 261–292. <https://doi.org/10.1007/BF02686918>.
- [93] T. Bänziger, K. Scherer, Introducing the Geneva Multimodal Emotion Portrayal (GEMEP) corpus, *Bluepr. Affect. Comput. Sourceb.* (2010).
- [94] M.F. Valstar, M. Mehu, B. Jiang, M. Pantic, K. Scherer, Meta-Analysis of the First Facial Expression Recognition Challenge, *IEEE Trans. Syst. Man Cybern. Part B Cybern.* 42 (2012) 966–979. <https://doi.org/10.1109/TSMCB.2012.2200675>.
- [95] N. Fourati, C. Pelachaud, Emilya: Emotional body expression in daily actions database, in: Reykjavik, Iceland, 2014.
- [96] S. Koelstra, C. Muhl, M. Soleymani, J.-S. Lee, A. Yazdani, T. Ebrahimi, T. Pun, A. Nijholt, I. Patras, DEAP: A Database for Emotion Analysis Using Physiological Signals, *IEEE Trans. Affect. Comput.* 3 (2012) 18–31. <https://doi.org/10.1109/T-AFFC.2011.15>.
- [97] R.-N. Duan, J.-Y. Zhu, B.-L. Lu, Differential entropy feature for EEG-based emotion classification, in: 2013 6th Int. IEEEEMBS Conf. Neural Eng. NER, 2013: pp. 81–84. <https://doi.org/10.1109/NER.2013.6695876>.
- [98] W.-L. Zheng, B.-L. Lu, Investigating Critical Frequency Bands and Channels for EEG-Based Emotion Recognition with Deep Neural Networks, *IEEE Trans. Auton. Ment. Dev.* 7 (2015) 162–175. <https://doi.org/10.1109/TAMD.2015.2431497>.
- [99] J.A. Miranda Correa, M.K. Abadi, N. Sebe, I. Patras, AMIGOS: A Dataset for Affect, Personality and Mood Research on Individuals and Groups, *IEEE Trans. Affect. Comput.* (2018) 1–1. <https://doi.org/10.1109/TAFFC.2018.2884461>.
- [100] P. Schmidt, A. Reiss, R. Duerichen, C. Marberger, K. Van Laerhoven, Introducing WESAD, a Multimodal Dataset for Wearable Stress and Affect Detection, in: Proc. 20th ACM Int. Conf. Multimodal Interact., Association for Computing Machinery, Boulder, CO, USA, 2018: pp. 400–408. <https://doi.org/10.1145/3242969.3242985>.
- [101] C. Busso, M. Bulut, C.-C. Lee, A. Kazemzadeh, E. Mower, S. Kim, J.N. Chang, S. Lee, S.S. Narayanan, IEMOCAP: interactive emotional dyadic motion capture database, *Lang. Resour. Eval.* 42 (2008) 335. <https://doi.org/10.1007/s10579-008-9076-6>.
- [102] A. Metallinou, C.-C. Lee, C. Busso, S. Carnicce, S. Narayanan, The USC CreativeIT Database: A Multimodal Database of Theatrical Improvisation, (n.d.) 4.
- [103] A. Metallinou, Z. Yang, C. Lee, C. Busso, S. Carnicce, S. Narayanan, The USC CreativeIT database of multimodal dyadic interactions: from speech and full body motion capture to continuous emotional annotations, *Lang. Resour. Eval.* 50 (2016) 497–521. <https://doi.org/10.1007/s10579-015-9300-0>.
- [104] L.-P. Morency, R. Mihaleca, P. Doshi, Towards multimodal sentiment analysis: harvesting opinions from the web, in: Proc. 13th Int. Conf. Multimodal Interfaces, Association for Computing Machinery, Alicante, Spain, 2011: pp. 169–176. <https://doi.org/10.1145/2070481.2070509>.
- [105] M. Wollmer, F. Weninger, T. Knaup, B. Schuller, C. Sun, K. Sagae, L.-P. Morency, YouTube Movie Reviews: Sentiment Analysis in an Audio-Visual Context, *IEEE Intell. Syst.* 28 (2013) 46–53. <https://doi.org/10.1109/MIS.2013.34>.
- [106] A. Bagher Zadeh, P.P. Liang, S. Poria, E. Cambria, L.-P. Morency, Multimodal Language Analysis in the Wild: CMU-MOSEI Dataset and Interpretable Dynamic Fusion Graph, in: Proc. 56th Annu. Meet. Assoc. Comput. Linguist. Vol. 1 Long Pap., Association for Computational Linguistics, Melbourne, Australia, 2018: pp. 2236–2246. <https://doi.org/10.18653/v1/P18-1208>.
- [107] M. Soleymani, J. Lichtenauer, T. Pun, M. Pantic, A Multimodal Database for Affect Recognition and Implicit Tagging, *IEEE Trans. Affect. Comput.* 3 (2012) 42–55. <https://doi.org/10.1109/T-AFFC.2011.25>.
- [108] F. Ringeval, A. Sonderegger, J. Sauer, D. Lalanne, Introducing the RECOLA multimodal corpus of remote collaborative and affective interactions, in: 2013 10th IEEE Int. Conf. Workshop Autom. Face Gesture Recognit. FG, 2013: pp. 1–8. <https://doi.org/10.1109/FG.2013.6553805>.
- [109] M.K. Abadi, R. Subramanian, S.M. Kia, P. Avesani, I. Patras, N. Sebe, DECAF: MEG-Based Multimodal Database for Decoding Affective Physiological Responses, *IEEE Trans. Affect. Comput.* 6 (2015) 209–222. <https://doi.org/10.1109/TAFFC.2015.2392932>.

- [110] F.A. Pozzi, E. Fersini, E. Messina, B. Liu, Chapter 1 - Challenges of Sentiment Analysis in Social Networks: An Overview, in: F.A. Pozzi, E. Fersini, E. Messina, B. Liu (Eds.), *Sentim. Anal. Soc. Netw.*, Morgan Kaufmann, Boston, 2017: pp. 1–11. <https://doi.org/10.1016/B978-0-12-804412-4.00001-2>.
- [111] P.J. Stone, E.B. Hunt, A computer approach to content analysis: studies using the General Inquirer system, in: *Proc. May 21-23 1963 Spring Jt. Comput. Conf.*, Association for Computing Machinery, New York, NY, USA, 1963: pp. 241–256. <https://doi.org/10.1145/1461551.1461583>.
- [112] B. Pang, L. Lee, S. Vaithyanathan, Thumbs up?: sentiment classification using machine learning techniques, in: *Proc. ACL-02 Conf. Empir. Methods Nat. Lang. Process. - EMNLP 02*, Association for Computational Linguistics, Not Known, 2002: pp. 79–86. <https://doi.org/10.3115/1118693.1118704>.
- [113] L. Oneto, F. Bisio, E. Cambria, D. Anguita, Statistical Learning Theory and ELM for Big Social Data Analysis, *IEEE Comput. Intell. Mag.* 11 (2016) 45–55. <https://doi.org/10.1109/MCI.2016.2572540>.
- [114] M. Taboada, J. Brooke, M. Tofiloski, K. Voll, M. Stede, Lexicon-Based Methods for Sentiment Analysis, *Comput. Linguist.* 37 (2011) 267–307. https://doi.org/10.1162/COLI_a_00049.
- [115] X. Ding, B. Liu, P.S. Yu, A holistic lexicon-based approach to opinion mining, in: *Proc. Int. Conf. Web Search Web Data Min. - WSDM 08*, ACM Press, Palo Alto, California, USA, 2008: p. 231. <https://doi.org/10.1145/1341531.1341561>.
- [116] P. Melville, W. Gryc, R.D. Lawrence, Sentiment analysis of blogs by combining lexical knowledge with text classification, in: *Proc. 15th ACM SIGKDD Int. Conf. Knowl. Discov. Data Min. - KDD 09*, ACM Press, Paris, France, 2009: p. 1275. <https://doi.org/10.1145/1557019.1557156>.
- [117] S. Poria, E. Cambria, G. Winterstein, G.-B. Huang, Sentic patterns: Dependency-based rules for concept-level sentiment analysis, *Knowl.-Based Syst.* 69 (2014) 45–63. <https://doi.org/10.1016/j.knosys.2014.05.005>.
- [118] E. Cambria, A. Hussain, C. Havasi, C. Eckl, Common Sense Computing: From the Society of Mind to Digital Intuition and beyond, in: J. Fierrez, J. Ortega-Garcia, A. Esposito, A. Drygajlo, M. Faundez-Zanuy (Eds.), *Biom. ID Manag. Multimodal Commun.*, Springer Berlin Heidelberg, Berlin, Heidelberg, 2009: pp. 252–259. https://doi.org/10.1007/978-3-642-04391-8_33.
- [119] L. Jia, C. Yu, W. Meng, The effect of negation on sentiment analysis and retrieval effectiveness, in: *Proceeding 18th ACM Conf. Inf. Knowl. Manag. - CIKM 09*, ACM Press, Hong Kong, China, 2009: p. 1827. <https://doi.org/10.1145/1645953.1646241>.
- [120] I. Blekanov, M. Kukarkin, A. Maksimov, S. Bodrunova, Sentiment Analysis for Ad Hoc Discussions Using Multilingual Knowledge-Based Approach, in: *Proc. 3rd Int. Conf. Appl. Inf. Technol. - ICAIT2018*, ACM Press, Aizu-Wakamatsu, Japan, 2018: pp. 117–121. <https://doi.org/10.1145/3274856.3274880>.
- [121] Ebru Aydogan, M. Ali Akcayol, A comprehensive survey for sentiment analysis tasks using machine learning techniques, *Int. Symp. Innov. Intell. Syst. Appl.* (2016). <https://doi.org/10.1109/INISTA.2016.7571856>.
- [122] M. Ahmad, S. Aftab, S. Muhammad, S. Ahmad, Machine Learning Techniques for Sentiment Analysis: A Review, *Int. J. Multidiscip. Sci. Eng.* 8 (2017) 2045–7057.
- [123] T. Mullen, N. Collier, Sentiment Analysis using Support Vector Machines with Diverse Information Sources, in: *Proc. 2004 Conf. Empir. Methods Nat. Lang. Process.*, Association for Computational Linguistics, Barcelona, Spain, 2004: pp. 412–418. <https://www.aclweb.org/anthology/W04-3253> (accessed October 29, 2020).
- [124] A. Pak, P. Paroubek, Text Representation Using Dependency Tree Subgraphs for Sentiment Analysis, in: J. Xu, G. Yu, S. Zhou, R. Unland (Eds.), *Database Syst. Adanced Appl.*, Springer, Berlin, Heidelberg, 2011: pp. 323–332. https://doi.org/10.1007/978-3-642-20244-5_31.
- [125] J. Chen, H. Huang, S. Tian, Y. Qu, Feature selection for text classification with Naïve Bayes, *Expert Syst. Appl.* 36 (2009) 5432–5435. <https://doi.org/10.1016/j.eswa.2008.06.054>.
- [126] R.S. Jagdale, V.S. Shirsat, S.N. Deshmukh, Sentiment Analysis on Product Reviews Using Machine Learning Techniques, in: P.K. Mallick, V.E. Balas, A.K. Bhoi, A.F. Zobaa (Eds.), *Cogn. Inform. Soft Comput.*, Springer, Singapore, 2019: pp. 639–647. https://doi.org/10.1007/978-981-13-0617-4_61.
- [127] Y. Xia, E. Cambria, A. Hussain, H. Zhao, Word Polarity Disambiguation Using Bayesian Model and Opinion-Level Features, *Cogn. Comput.* 7 (2015) 369–380. <https://doi.org/10.1007/s12559-014-9298-4>.
- [128] A. Valdivia, M.V. Luzón, E. Cambria, F. Herrera, Consensus vote models for detecting and filtering neutrality in sentiment analysis, *Inf. Fusion.* 44 (2018) 126–135. <https://doi.org/10.1016/j.inffus.2018.03.007>.
- [129] T. Le, A Hybrid Method for Text-Based Sentiment Analysis, in: *2019 Int. Conf. Comput. Sci. Comput. Intell. CSCI*, 2019: pp. 1392–1397. <https://doi.org/10.1109/CSCI49370.2019.00260>.
- [130] D. Li, R. Rzepka, M. Ptaszynski, K. Araki, A Novel Machine Learning-based Sentiment Analysis Method for Chinese Social Media Considering Chinese Slang Lexicon and Emoticons, in: Honolulu, Hawaii, USA, 2019.
- [131] T. Mikolov, M. Karafiát, L. Burget, J. Cernocký, S. Khudanpur, Recurrent neural network based language model, in: 2010: pp. 1045–1048.
- [132] A. Khatua, A. Khatua, E. Cambria, Predicting political sentiments of voters from Twitter in multi-party contexts, *Appl. Soft Comput.* 97 (2020) 106743. <https://doi.org/10.1016/j.asoc.2020.106743>.
- [133] F. Liu, L. Zheng, J. Zheng, HieNN-DWE: A hierarchical neural network with dynamic word embeddings for document level sentiment classification, *Neurocomputing.* 403 (2020) 21–32. <https://doi.org/10.1016/j.neucom.2020.04.084>.
- [134] Y. Kim, Convolutional Neural Networks for Sentence Classification, in: *Proc. 2014 Conf. Empir. Methods Nat. Lang. Process. EMNLP*, Association for Computational Linguistics, Doha, Qatar, 2014: pp. 1746–1751. <https://doi.org/10.3115/v1/D14-1181>.
- [135] H.H. Do, P. Prasad, A. Maag, A. Alsadoon, Deep Learning for Aspect-Based Sentiment Analysis: A Comparative Review, *Expert Syst. Appl.* 118 (2019) 272–299. <https://doi.org/10.1016/j.eswa.2018.10.003>.
- [136] R. Yin, P. Li, B. Wang, Sentiment Lexical-Augmented Convolutional Neural Networks for Sentiment Analysis, in: *2017 IEEE Second Int. Conf. Data Sci. Cyberspace DSC*, 2017: pp. 630–635. <https://doi.org/10.1109/DSC.2017.82>.
- [137] A. Conneau, H. Schwenk, L. Barrault, Y. Lecun, Very Deep Convolutional Networks for Text Classification, in: *Proc. 15th Conf. Eur. Chapter Assoc. Comput. Linguist. Vol. 1 Long Pap.*, Association for Computational Linguistics, Valencia, Spain, 2017: pp. 1107–1116. <https://www.aclweb.org/anthology/E17-1104> (accessed August 13, 2020).
- [138] R. Johnson, T. Zhang, Deep Pyramid Convolutional Neural Networks for Text Categorization, in: *Proc. 55th Annu. Meet. Assoc. Comput. Linguist. Vol. 1 Long Pap.*, Association for Computational Linguistics, Vancouver, Canada, 2017: pp. 562–570. <https://doi.org/10.18653/v1/P17-1052>.
- [139] B. Huang, K. Carley, Parameterized Convolutional Neural Networks for Aspect Level Sentiment Classification, in: *Proc. 2018 Conf. Empir. Methods Nat. Lang. Process.*, Association for Computational Linguistics, Brussels, Belgium, 2018: pp. 1091–1096. <https://doi.org/10.18653/v1/D18-1136>.
- [140] A. Mousa, B. Schuller, Contextual Bidirectional Long Short-Term Memory Recurrent Neural Network Language Models: A Generative Approach to Sentiment Analysis, in: *Proc. 15th Conf. Eur. Chapter Assoc. Comput. Linguist. Vol. 1 Long Pap.*, Association for Computational Linguistics, Valencia, Spain, 2017: pp. 1023–1032. <https://www.aclweb.org/anthology/E17-1096> (accessed August 15, 2020).
- [141] W. Wang, S.J. Pan, D. Dahlmeier, X. Xiao, Recursive Neural Conditional Random Fields for Aspect-based Sentiment Analysis, in: *Proc. 2016 Conf. Empir. Methods Nat. Lang. Process.*, Association for Computational Linguistics, Austin, Texas, 2016: pp. 616–626. <https://doi.org/10.18653/v1/D16-1059>.

- [142] P. Chen, Z. Sun, L. Bing, W. Yang, Recurrent Attention Network on Memory for Aspect Sentiment Analysis, in: Proc. 2017 Conf. Empir. Methods Nat. Lang. Process., Association for Computational Linguistics, Copenhagen, Denmark, 2017: pp. 452–461. <https://doi.org/10.18653/v1/D17-1047>.
- [143] A. Mishra, S. Tamilselvam, R. Dasgupta, S. Nagar, K. Dey, Cognition-Cognizant Sentiment Analysis with Multitask Subjectivity Summarization based on Annotators' Gaze Behavior, in: 2018: p. 8.
- [144] H. Chen, M. Sun, C. Tu, Y. Lin, Z. Liu, Neural Sentiment Classification with User and Product Attention, in: Proc. 2016 Conf. Empir. Methods Nat. Lang. Process., Association for Computational Linguistics, Austin, Texas, 2016: pp. 1650–1659. <https://doi.org/10.18653/v1/D16-1171>.
- [145] Z.-Y. Dou, Capturing User and Product Information for Document Level Sentiment Analysis with Deep Memory Network, in: Proc. 2017 Conf. Empir. Methods Nat. Lang. Process., Association for Computational Linguistics, Copenhagen, Denmark, 2017: pp. 521–526. <https://doi.org/10.18653/v1/D17-1054>.
- [146] Z. Wu, X.-Y. Dai, C. Yin, S. Huang, J. Chen, Improving Review Representations with User Attention and Product Attention for Sentiment Classification, ArXiv180107861 Cs. (2018). <http://arxiv.org/abs/1801.07861> (accessed August 14, 2020).
- [147] A.K. J, T.E. Trueman, E. Cambria, A Convolutional Stacked Bidirectional LSTM with a Multiplicative Attention Mechanism for Aspect Category and Sentiment Detection, Cogn. Comput. (2021). <https://doi.org/10.1007/s12559-021-09948-0>.
- [148] B. Liang, H. Su, L. Gui, E. Cambria, R. Xu, Aspect-based sentiment analysis via affective knowledge enhanced graph convolutional networks, Knowl.-Based Syst. 235 (2022) 107643. <https://doi.org/10.1016/j.knosys.2021.107643>.
- [149] X. Li, L. Bing, W. Lam, B. Shi, Transformation Networks for Target-Oriented Sentiment Classification, ArXiv180501086 Cs. (2018). <http://arxiv.org/abs/1805.01086> (accessed May 8, 2021).
- [150] W. Li, L. Zhu, Y. Shi, K. Guo, E. Cambria, User reviews: Sentiment analysis using lexicon integrated two-channel CNN–LSTM family models, Appl. Soft Comput. 94 (2020) 106435. <https://doi.org/10.1016/j.asoc.2020.106435>.
- [151] W. Xue, T. Li, Aspect Based Sentiment Analysis with Gated Convolutional Networks, in: Proc. 56th Annu. Meet. Assoc. Comput. Linguist. Vol. 1 Long Pap., Association for Computational Linguistics, Melbourne, Australia, 2018: pp. 2514–2523. <https://doi.org/10.18653/v1/P18-1234>.
- [152] M.E. Basiri, S. Nemati, M. Abdar, E. Cambria, U.R. Acharya, ABCDM: An Attention-based Bidirectional CNN-RNN Deep Model for sentiment analysis, Future Gener. Comput. Syst. 115 (2021) 279–294. <https://doi.org/10.1016/j.future.2020.08.005>.
- [153] M.S. Akhtar, A. Ekbal, E. Cambria, How Intense Are You? Predicting Intensities of Emotions and Sentiments using Stacked Ensemble, IEEE Comput. Intell. Mag. 15 (2020) 64–75. <https://doi.org/10.1109/MCI.2019.2954667>.
- [154] T. Miyato, A.M. Dai, I. Goodfellow, Adversarial Training Methods for Semi-Supervised Text Classification, ArXiv160507725 Cs Stat. (2017). <http://arxiv.org/abs/1605.07725> (accessed November 6, 2020).
- [155] Y. Ganin, E. Ustinova, H. Ajakan, P. Germain, H. Larochelle, F. Laviolette, M. March, V. Lempitsky, Domain-Adversarial Training of Neural Networks, J. Mach. Learn. Res. 17 (2016) 1–35.
- [156] Q. Yang, Z. Li, Y. Zhang, Y. Wei, Y. Wu, End-to-End Adversarial Memory Network for Cross-domain Sentiment Classification, in: IJCAI 2017, 2017: pp. 2237–2243. <https://www.ijcai.org/Proceedings/2017/311> (accessed August 14, 2020).
- [157] Y. Li, Q. Pan, S. Wang, T. Yang, E. Cambria, A Generative Model for category text generation, Inf. Sci. 450 (2018) 301–315. <https://doi.org/10.1016/j.ins.2018.03.050>.
- [158] I. Goodfellow, J. Pouget-Abadie, M. Mirza, B. Xu, D. Warde-Farley, S. Ozair, A. Courville, Y. Bengio, Generative Adversarial Nets, in: Z. Ghahramani, M. Welling, C. Cortes, N.D. Lawrence, K.Q. Weinberger (Eds.), Adv. Neural Inf. Process. Syst. 27, Curran Associates, Inc., 2014: pp. 2672–2680. <http://papers.nips.cc/paper/5423-generative-adversarial-nets.pdf> (accessed August 15, 2020).
- [159] X. Chen, Y. Sun, B. Athiwaratkun, C. Cardie, K. Weinberger, Adversarial Deep Averaging Networks for Cross-Lingual Sentiment Classification, Trans. Assoc. Comput. Linguist. 6 (2018) 557–570. https://doi.org/10.1162/tacl_a_00039.
- [160] A. Karimi, L. Rossi, A. Prati, Adversarial Training for Aspect-Based Sentiment Analysis with BERT, ArXiv200111316 Cs Stat. (2020). <http://arxiv.org/abs/2001.11316> (accessed November 6, 2020).
- [161] Chul Min Lee, S.S. Narayanan, Toward detecting emotions in spoken dialogs, IEEE Trans. Speech Audio Process. 13 (2005) 293–303. <https://doi.org/10.1109/TSA.2004.838534>.
- [162] J. Pohjalainen, F. Fabien Ringeval, Z. Zhang, B. Schuller, Spectral and Cepstral Audio Noise Reduction Techniques in Speech Emotion Recognition, in: Proc. 2016 ACM Multimed. Conf. - MM 16, ACM Press, Amsterdam, The Netherlands, 2016: pp. 670–674. <https://doi.org/10.1145/2964284.2967306>.
- [163] Z. Huang, M. Dong, Q. Mao, Y. Zhan, Speech Emotion Recognition Using CNN, in: Proc. ACM Int. Conf. Multimed. - MM 14, ACM Press, Orlando, Florida, USA, 2014: pp. 801–804. <https://doi.org/10.1145/2647868.2654984>.
- [164] H.M. Fayek, M. Lech, L. Cavedon, Evaluating deep learning architectures for Speech Emotion Recognition, Neural Netw. 92 (2017) 60–68. <https://doi.org/10.1016/j.neunet.2017.02.013>.
- [165] M.B. Akçay, K. Oğuz, Speech emotion recognition: Emotional models, databases, features, preprocessing methods, supporting modalities, and classifiers, Speech Commun. 116 (2020) 56–76. <https://doi.org/10.1016/j.specom.2019.12.001>.
- [166] L.A. Low, N.C. Maddage, M. Lech, L.B. Sheeber, N.B. Allen, Detection of Clinical Depression in Adolescents' Speech During Family Interactions, IEEE Trans. Biomed. Eng. 58 (2011) 574–586. <https://doi.org/10.1109/TBME.2010.2091640>.
- [167] F. Eyben, M. Wollmer, B. Schuller, OpenEAR — Introducing the munich open-source emotion and affect recognition toolkit, in: 2009 3rd Int. Conf. Affect. Comput. Intell. Interact. Workshop, IEEE, Amsterdam, 2009: pp. 1–6. <https://doi.org/10.1109/ACII.2009.5349350>.
- [168] S. Ntalampiras, N. Fakotakis, Modeling the Temporal Evolution of Acoustic Parameters for Speech Emotion Recognition, IEEE Trans. Affect. Comput. 3 (2012) 116–125. <https://doi.org/10.1109/T-AFFC.2011.31>.
- [169] L. Zhang, M. Song, N. Li, J. Bu, C. Chen, Feature selection for fast speech emotion recognition, in: Proc. 17th ACM Int. Conf. Multimed., Association for Computing Machinery, New York, NY, USA, 2009: pp. 753–756. <https://doi.org/10.1145/1631272.1631405>.
- [170] D. Li, Y. Zhou, Z. Wang, D. Gao, Exploiting the Potentialities of Features for Speech Emotion Recognition, Inf. Sci. (2020). <https://doi.org/10.1016/j.ins.2020.09.047>.
- [171] C. Busso, S. Lee, S. Narayanan, Analysis of Emotionally Salient Aspects of Fundamental Frequency for Emotion Detection, IEEE Trans. Audio Speech Lang. Process. 17 (2009) 582–596. <https://doi.org/10.1109/TASL.2008.2009578>.
- [172] M. Lugger, B. Yang, The Relevance of Voice Quality Features in Speaker Independent Emotion Recognition, in: 2007 IEEE Int. Conf. Acoust. Speech Signal Process. - ICASSP 07, 2007: p. IV-17-IV-20. <https://doi.org/10.1109/ICASSP.2007.367152>.
- [173] M.S. Likitha, S.R.R. Gupta, K. Hasitha, A.U. Raju, Speech based human emotion recognition using MFCC, in: 2017 Int. Conf. Wirel. Commun. Signal Process. Netw. WiSPNET, 2017: pp. 2257–2260. <https://doi.org/10.1109/WiSPNET.2017.8300161>.
- [174] D. Bitouk, R. Verma, A. Nenkova, Class-level spectral features for emotion recognition, Speech Commun. 52 (2010) 613–625. <https://doi.org/10.1016/j.specom.2010.02.010>.
- [175] P. Shen, Z. Changjun, X. Chen, Automatic Speech Emotion Recognition using Support Vector Machine, in: Proc. 2011 Int. Conf. Electron. Mech. Eng. Inf. Technol., 2011: pp. 621–625. <https://doi.org/10.1109/EMEIT.2011.6023178>.
- [176] Y. Jin, P. Song, W. Zheng, L. Zhao, A feature selection and feature fusion combination method for speaker-independent speech emotion recognition, in: 2014 IEEE Int. Conf. Acoust. Speech Signal Process. ICASSP, 2014: pp. 4808–4812. <https://doi.org/10.1109/ICASSP.2014.6854515>.

- [177] H. Atassi, A. Esposito, A Speaker Independent Approach to the Classification of Emotional Vocal Expressions, in: 2008 20th IEEE Int. Conf. Tools Artif. Intell., IEEE, Dayton, OH, USA, 2008: pp. 147–152. <https://doi.org/10.1109/ICTAI.2008.158>.
- [178] K. Wang, N. An, B.N. Li, Y. Zhang, L. Li, Speech Emotion Recognition Using Fourier Parameters, IEEE Trans. Affect. Comput. 6 (2015) 69–75. <https://doi.org/10.1109/TAFFC.2015.2392101>.
- [179] T.L. Nwe, S.W. Foo, L.C.D. Silva, Detection of stress and emotion in speech using traditional and FFT based log energy features, in: Fourth Int. Conf. Inf. Commun. Signal Process. 2003 Fourth Pac. Rim Conf. Multimed. Proc. 2003 Jt., 2003: pp. 1619–1623 vol.3. <https://doi.org/10.1109/ICICS.2003.1292741>.
- [180] E. Navas, I. Hernaez, Iker Luengo, An objective and subjective study of the role of semantics and prosodic features in building corpora for emotional TTS, IEEE Trans. Audio Speech Lang. Process. 14 (2006) 1117–1127. <https://doi.org/10.1109/TASL.2006.876121>.
- [181] A. Milton, S. Sharmy Roy, S. Tamil Selvi, SVM Scheme for Speech Emotion Recognition using MFCC Feature, Int. J. Comput. Appl. 69 (2013) 34–39. <https://doi.org/10.5120/11872-7667>.
- [182] M. Jain, S. Narayan, P. Balaji, R.K. Muthu, Speech Emotion Recognition using Support Vector Machine, Arxiv. (n.d.) 6.
- [183] Y. Pan, P. Shen, L. Shen, Speech Emotion Recognition Using Support Vector Machine, Int. J. Smart Home. 6 (2012) 101–108.
- [184] E. Yüncü, H. Hacıhabiboglu, C. Bozsahin, Automatic Speech Emotion Recognition Using Auditory Models with Binary Decision Tree and SVM, in: 2014 22nd Int. Conf. Pattern Recognit., 2014: pp. 773–778. <https://doi.org/10.1109/ICPR.2014.143>.
- [185] A. Bhavan, P. Chauhan, Hitkul, R.R. Shah, Bagged support vector machines for emotion recognition from speech, Knowl.-Based Syst. 184 (2019) 104886. <https://doi.org/10.1016/j.knosys.2019.104886>.
- [186] L. Chen, W. Su, Y. Feng, M. Wu, J. She, K. Hirota, Two-layer fuzzy multiple random forest for speech emotion recognition in human-robot interaction, Inf. Sci. 509 (2020) 150–163. <https://doi.org/10.1016/j.ins.2019.09.005>.
- [187] Q. Mao, M. Dong, Z. Huang, Y. Zhan, Learning Salient Features for Speech Emotion Recognition Using Convolutional Neural Networks, IEEE Trans. Multimed. 16 (2014) 2203–2213. <https://doi.org/10.1109/TMM.2014.2360798>.
- [188] J. Lee, I. Tashev, High-Level Feature Representation Using Recurrent Neural Network for Speech Emotion Recognition, in: Dresden, Germany, 2015: pp. 1537–1540.
- [189] F. Eyben, M. Wöllmer, A. Graves, B. Schuller, E. Douglas-Cowie, R. Cowie, On-line emotion recognition in a 3-D activation-valence-time continuum using acoustic and linguistic cues, J. Multimodal User Interfaces. 3 (2010) 7–19. <https://doi.org/10.1007/s12193-009-0032-6>.
- [190] B.T. Atmaja, M. Akagi, Speech Emotion Recognition Based on Speech Segment Using LSTM with Attention Model, in: 2019 IEEE Int. Conf. Signals Syst. ICSigSys, 2019: pp. 40–44. <https://doi.org/10.1109/ICSIGSYS.2019.8811080>.
- [191] M. Neumann, N.T. Vu, Improving Speech Emotion Recognition with Unsupervised Representation Learning on Unlabeled Speech, in: ICASSP 2019 - 2019 IEEE Int. Conf. Acoust. Speech Signal Process. ICASSP, 2019: pp. 7390–7394. <https://doi.org/10.1109/ICASSP.2019.8682541>.
- [192] M. Abdelwahab, C. Busso, Domain Adversarial for Acoustic Emotion Recognition, IEEE/ACM Trans. Audio Speech Lang. Process. 26 (2018) 2423–2435. <https://doi.org/10.1109/TASLP.2018.2867099>.
- [193] A.M. Badshah, J. Ahmad, N. Rahim, S.W. Baik, Speech Emotion Recognition from Spectrograms with Deep Convolutional Neural Network, in: 2017 Int. Conf. Platf. Technol. Serv. PlatCon, 2017: pp. 1–5. <https://doi.org/10.1109/PlatCon.2017.7883728>.
- [194] S. Zhang, S. Zhang, T. Huang, W. Gao, Speech Emotion Recognition Using Deep Convolutional Neural Network and Discriminant Temporal Pyramid Matching, IEEE Trans. Multimed. 20 (2018) 1576–1590. <https://doi.org/10.1109/TMM.2017.2766843>.
- [195] D. Bertero, F.B. Siddique, C.-S. Wu, Y. Wan, R.H.Y. Chan, P. Fung, Real-Time Speech Emotion and Sentiment Recognition for Interactive Dialogue Systems, in: Proc. 2016 Conf. Empir. Methods Nat. Lang. Process., Association for Computational Linguistics, Austin, Texas, 2016: pp. 1042–1047. <https://doi.org/10.18653/v1/D16-1110>.
- [196] G.-B. Huang, Q.-Y. Zhu, C.-K. Siew, Extreme learning machine: Theory and applications, Neurocomputing. 70 (2006) 489–501. <https://doi.org/10.1016/j.neucom.2005.12.126>.
- [197] S. Ghosh, E. Laksana, L.-P. Morency, S. Scherer, Representation Learning for Speech Emotion Recognition, in: San Francisco, USA, 2016: pp. 3603–3607. <https://doi.org/10.21437/Interspeech.2016-692>.
- [198] S. Mirsamadi, E. Barsoum, C. Zhang, Automatic speech emotion recognition using recurrent neural networks with local attention, in: 2017 IEEE Int. Conf. Acoust. Speech Signal Process. ICASSP, 2017: pp. 2227–2231. <https://doi.org/10.1109/ICASSP.2017.7952552>.
- [199] M. Chen, X. He, J. Yang, H. Zhang, 3-D Convolutional Recurrent Neural Networks With Attention Model for Speech Emotion Recognition, IEEE Signal Process. Lett. 25 (2018) 1440–1444. <https://doi.org/10.1109/LSP.2018.2860246>.
- [200] G. Trigeorgis, F. Ringeval, R. Brueckner, E. Marchi, M.A. Nicolaou, B. Schuller, S. Zafeiriou, Adieu features? End-to-end speech emotion recognition using a deep convolutional recurrent network, in: 2016 IEEE Int. Conf. Acoust. Speech Signal Process. ICASSP, 2016: pp. 5200–5204. <https://doi.org/10.1109/ICASSP.2016.7472669>.
- [201] P. Tzirakis, J. Zhang, B.W. Schuller, End-to-End Speech Emotion Recognition Using Deep Neural Networks, in: 2018 IEEE Int. Conf. Acoust. Speech Signal Process. ICASSP, 2018: pp. 5089–5093. <https://doi.org/10.1109/ICASSP.2018.8462677>.
- [202] X. Wu, S. Liu, Y. Cao, X. Li, J. Yu, D. Dai, X. Ma, S. Hu, Z. Wu, X. Liu, H. Meng, Speech Emotion Recognition Using Capsule Networks, in: ICASSP 2019 - 2019 IEEE Int. Conf. Acoust. Speech Signal Process. ICASSP, 2019: pp. 6695–6699. <https://doi.org/10.1109/ICASSP.2019.8683163>.
- [203] Z. Zhao, Y. Zhao, Z. Bao, H. Wang, Z. Zhang, C. Li, Deep Spectrum Feature Representations for Speech Emotion Recognition, in: ASMMCMAC18, Association for Computing Machinery, New York, NY, USA, 2018: pp. 27–33. <https://doi.org/10.1145/3267935.3267948>.
- [204] S. Sahu, R. Gupta, G. Sivaraman, W. AbdAlmageed, C. Espy-Wilson, Adversarial Auto-encoders for Speech Based Emotion Recognition, ArXiv180602146 Cs Stat. (2018). <http://arxiv.org/abs/1806.02146> (accessed October 26, 2020).
- [205] J. Han, Z. Zhang, Z. Ren, F. Ringeval, B. Schuller, Towards Conditional Adversarial Training for Predicting Emotions from Speech, in: 2018 IEEE Int. Conf. Acoust. Speech Signal Process. ICASSP, 2018: pp. 6822–6826. <https://doi.org/10.1109/ICASSP.2018.8462579>.
- [206] S. Sahu, R. Gupta, C. Espy-Wilson, Modeling Feature Representations for Affective Speech using Generative Adversarial Networks, ArXiv191100030 Cs Eess Stat. (2019). <http://arxiv.org/abs/1911.00030> (accessed October 25, 2020).
- [207] F. Bao, M. Neumann, N.T. Vu, CycleGAN-Based Emotion Style Transfer as Data Augmentation for Speech Emotion Recognition, in: Interspeech 2019, ISCA, 2019: pp. 2828–2832. <https://doi.org/10.21437/Interspeech.2019-2293>.
- [208] J. Zhu, T. Park, P. Isola, A.A. Efros, Unpaired Image-to-Image Translation Using Cycle-Consistent Adversarial Networks, in: 2017 IEEE Int. Conf. Comput. Vis. ICCV, 2017: pp. 2242–2251. <https://doi.org/10.1109/ICCV.2017.244>.
- [209] Z. Zeng, M. Pantic, G.I. Roisman, T.S. Huang, A Survey of Affect Recognition Methods: Audio, Visual, and Spontaneous Expressions, IEEE Trans. Pattern Anal. Mach. Intell. 31 (2009) 39–58. <https://doi.org/10.1109/TPAMI.2008.52>.
- [210] D. Ghimire, J. Lee, Geometric Feature-Based Facial Expression Recognition in Image Sequences Using Multi-Class AdaBoost and Support Vector Machines, Sensors. 13 (2013) 7714–7734. <https://doi.org/10.3390/s130607714>.
- [211] Y. Yan, Z. Zhang, S. Chen, H. Wang, Low-resolution facial expression recognition: A filter learning perspective, Signal Process. 169 (2020) 107370. <https://doi.org/10.1016/j.sigpro.2019.107370>.
- [212] Y. Yao, D. Huang, X. Yang, Y. Wang, L. Chen, Texture and Geometry Scattering Representation-Based Facial Expression Recognition in 2D+3D Videos, ACM Trans. Multimed. Comput. Commun. Appl. 14 (2018) 18:1-18:23. <https://doi.org/10.1145/3131345>.

- [213] Y. Zong, X. Huang, W. Zheng, Z. Cui, G. Zhao, Learning from Hierarchical Spatiotemporal Descriptors for Micro-Expression Recognition, *IEEE Trans. Multimed.* 20 (2018) 3160–3172. <https://doi.org/10.1109/TMM.2018.2820321>.
- [214] B. Sun, S. Cao, D. Li, J. He, L. Yu, Dynamic Micro-Expression Recognition Using Knowledge Distillation, *IEEE Trans. Affect. Comput.* (2020) 1–1. <https://doi.org/10.1109/TAFFC.2020.2986962>.
- [215] K. Zhang, Y. Huang, Y. Du, L. Wang, Facial Expression Recognition Based on Deep Evolutional Spatial-Temporal Networks, *IEEE Trans. Image Process.* 26 (2017) 4193–4203. <https://doi.org/10.1109/TIP.2017.2689999>.
- [216] F. Zhang, T. Zhang, Q. Mao, C. Xu, Joint Pose and Expression Modeling for Facial Expression Recognition, in: 2018 IEEE CVF Conf. Comput. Vis. Pattern Recognit., IEEE, Salt Lake City, UT, USA, 2018: pp. 3359–3368. <https://doi.org/10.1109/CVPR.2018.00354>.
- [217] Y.-I. Tian, T. Kanade, J.F. Cohn, Recognizing action units for facial expression analysis, *IEEE Trans. Pattern Anal. Mach. Intell.* 23 (2001) 97–115. <https://doi.org/10.1109/34.908962>.
- [218] E. Sariyanidi, H. Gunes, A. Cavallaro, Automatic Analysis of Facial Affect: A Survey of Registration, Representation, and Recognition, *IEEE Trans. Pattern Anal. Mach. Intell.* 37 (2015) 1113–1133. <https://doi.org/10.1109/TPAMI.2014.2366127>.
- [219] P. Liu, S. Han, Z. Meng, Y. Tong, Facial Expression Recognition via a Boosted Deep Belief Network, in: 2014 IEEE Conf. Comput. Vis. Pattern Recognit., 2014: pp. 1805–1812. <https://doi.org/10.1109/CVPR.2014.233>.
- [220] H. Jung, S. Lee, J. Yim, S. Park, J. Kim, Joint Fine-Tuning in Deep Neural Networks for Facial Expression Recognition, in: 2015 IEEE Int. Conf. Comput. Vis. ICCV, IEEE, Santiago, Chile, 2015: pp. 2983–2991. <https://doi.org/10.1109/ICCV.2015.341>.
- [221] Yacoob, Davis, Computing spatio-temporal representations of human faces, in: Proc. IEEE Conf. Comput. Vis. Pattern Recognit. CVPR-94, IEEE Comput. Soc. Press, Seattle, WA, USA, 1994: pp. 70–75. <https://doi.org/10.1109/CVPR.1994.323812>.
- [222] B. Xia, W. Wang, S. Wang, E. Chen, Learning from Macro-expression: a Micro-expression Recognition Framework, in: Proc. 28th ACM Int. Conf. Multimed., ACM, Seattle WA USA, 2020: pp. 2936–2944. <https://doi.org/10.1145/3394171.3413774>.
- [223] Y.-J. Liu, J.-K. Zhang, W.-J. Yan, S.-J. Wang, G. Zhao, X. Fu, A Main Directional Mean Optical Flow Feature for Spontaneous Micro-Expression Recognition, *IEEE Trans. Affect. Comput.* 7 (2016) 299–310. <https://doi.org/10.1109/TAFFC.2015.2485205>.
- [224] H. Zheng, J. Zhu, Z. Yang, Z. Jin, Effective micro-expression recognition using relaxed K-SVD algorithm, *Int. J. Mach. Learn. Cybern.* 8 (2017) 2043–2049. <https://doi.org/10.1007/s13042-017-0684-6>.
- [225] A. Majumder, L. Behera, V.K. Subramanian, Automatic Facial Expression Recognition System Using Deep Network-Based Data Fusion, *IEEE Trans. Cybern.* 48 (2018) 103–114. <https://doi.org/10.1109/TCYB.2016.2625419>.
- [226] A. Barman, P. Dutta, Facial expression recognition using distance and texture signature relevant features, *Appl. Soft Comput.* 77 (2019) 88–105. <https://doi.org/10.1016/j.asoc.2019.01.011>.
- [227] G. Wen, T. Chang, H. Li, L. Jiang, Dynamic Objectives Learning for Facial Expression Recognition, *IEEE Trans. Multimed.* (2020) 1–1. <https://doi.org/10.1109/TMM.2020.2966858>.
- [228] K. Yurtkan, H. Demirel, Feature selection for improved 3D facial expression recognition, *Pattern Recognit. Lett.* 38 (2014) 26–33. <https://doi.org/10.1016/j.patrec.2013.10.026>.
- [229] Q. Zhen, D. Huang, Y. Wang, L. Chen, Muscular Movement Model-Based Automatic 3D/4D Facial Expression Recognition, *IEEE Trans. Multimed.* 18 (2016) 1438–1450. <https://doi.org/10.1109/TMM.2016.2557063>.
- [230] M. Behzad, N. Vo, X. Li, G. Zhao, Automatic 4D Facial Expression Recognition via Collaborative Cross-domain Dynamic Image Network, *ArXiv190502319 Cs.* (2020). <http://arxiv.org/abs/1905.02319> (accessed August 28, 2020).
- [231] Z. Zhang, Feature-based facial expression recognition: sensitivity analysis and experiments with a multilayer perceptron, *Int. J. Pattern Recognit. Artif. Intell.* 13 (1999) 893–911. <https://doi.org/10.1142/S0218001499000495>.
- [232] N. Sun, Q. Li, R. Huan, J. Liu, G. Han, Deep spatial-temporal feature fusion for facial expression recognition in static images, *Pattern Recognit. Lett.* 119 (2019) 49–61. <https://doi.org/10.1016/j.patrec.2017.10.022>.
- [233] Z. Yu, C. Zhang, Image based Static Facial Expression Recognition with Multiple Deep Network Learning, in: Proc. 2015 ACM Int. Conf. Multimodal Interact., Association for Computing Machinery, New York, NY, USA, 2015: pp. 435–442. <https://doi.org/10.1145/2818346.2830595>.
- [234] D.K. Jain, P. Shamsolmoali, P. Sehdev, Extended deep neural network for facial emotion recognition, *Pattern Recognit. Lett.* 120 (2019) 69–74. <https://doi.org/10.1016/j.patrec.2019.01.008>.
- [235] A. Yao, D. Cai, P. Hu, S. Wang, L. Sha, Y. Chen, HoloNet: towards robust emotion recognition in the wild, in: Proc. 18th ACM Int. Conf. Multimodal Interact., Association for Computing Machinery, New York, NY, USA, 2016: pp. 472–478. <https://doi.org/10.1145/2993148.2997639>.
- [236] Sujono, A.A.S. Gunawan, Face Expression Detection on Kinect Using Active Appearance Model and Fuzzy Logic, *Procedia Comput. Sci.* 59 (2015) 268–274. <https://doi.org/10.1016/j.procs.2015.07.558>.
- [237] T.F. Cootes, G.J. Edwards, C.J. Taylor, Active appearance models, *IEEE Trans. Pattern Anal. Mach. Intell.* 23 (2001) 681–685. <https://doi.org/10.1109/34.927467>.
- [238] P. Ekman, J.C. Hager, W.V. Friesen, *Facial Action Coding System: The Manual on CD ROM*, Salt Lake City, 2002.
- [239] F. Makhmudkhujayev, M. Abdullah-Al-Wadud, M.T.B. Iqbal, B. Ryu, O. Chae, Facial expression recognition with local prominent directional pattern, *Signal Process. Image Commun.* 74 (2019) 1–12. <https://doi.org/10.1016/j.image.2019.01.002>.
- [240] B. Fasel, J. Luetttin, Automatic facial expression analysis: a survey, *Pattern Recognit.* 36 (2003) 259–275. [https://doi.org/10.1016/S0031-3203\(02\)00052-3](https://doi.org/10.1016/S0031-3203(02)00052-3).
- [241] J. Hamm, C.G. Kohler, R.C. Gur, R. Verma, Automated Facial Action Coding System for dynamic analysis of facial expressions in neuropsychiatric disorders, *J. Neurosci. Methods.* 200 (2011) 237–256. <https://doi.org/10.1016/j.jneumeth.2011.06.023>.
- [242] C. Shan, S. Gong, P.W. McOwan, Facial expression recognition based on Local Binary Patterns: A comprehensive study, *Image Vis. Comput.* 27 (2009) 803–816. <https://doi.org/10.1016/j.imavis.2008.08.005>.
- [243] W. Gu, C. Xiang, Y.V. Venkatesh, D. Huang, H. Lin, Facial expression recognition using radial encoding of local Gabor features and classifier synthesis, *Pattern Recognit.* 45 (2012) 80–91. <https://doi.org/10.1016/j.patcog.2011.05.006>.
- [244] G. Zhao, M. Pietikainen, Dynamic Texture Recognition Using Local Binary Patterns with an Application to Facial Expressions, *IEEE Trans. Pattern Anal. Mach. Intell.* 29 (2007) 915–928. <https://doi.org/10.1109/TPAMI.2007.1110>.
- [245] Y. Wang, J. See, R.C.-W. Phan, Y.-H. Oh, Efficient Spatio-Temporal Local Binary Patterns for Spontaneous Facial Micro-Expression Recognition, *PLoS ONE.* (2015). <https://doi.org/10.1371/journal.pone.0124674>.
- [246] A.K. Davison, M.H. Yap, N. Costen, K. Tan, C. Lansley, D. Leightley, Micro-Facial Movements: An Investigation on Spatio-Temporal Descriptors, in: L. Agapito, M.M. Bronstein, C. Rother (Eds.), *Comput. Vis. - ECCV 2014 Workshop*, Springer International Publishing, Cham, 2015: pp. 111–123. https://doi.org/10.1007/978-3-319-16181-5_8.
- [247] S.-T. Liang, J. See, R.C.-W. Phan, K. Wong, S.-W. Tan, Hybrid Facial Regions Extraction for Micro-expression Recognition System, *J. Signal Process. Syst.* 90 (2018) 601–617. <https://doi.org/10.1007/s11265-017-1276-0>.
- [248] S. Zhang, B. Feng, Z. Chen, X. Huang, Micro-Expression Recognition by Aggregating Local Spatio-Temporal Patterns, *Springer International Publishing*, 2017. https://doi.org/10.1007/978-3-319-51811-4_52.
- [249] Q. Zhen, D. Huang, H. Driira, B.B. Amor, Y. Wang, M. Daoudi, Magnifying Subtle Facial Motions for Effective 4D Expression Recognition, *IEEE Trans. Affect. Comput.* 10 (2019) 524–536. <https://doi.org/10.1109/TAFFC.2017.2747553>.
- [250] A. Moeini, K. Faez, H. Sadeghi, H. Moeini, 2D facial expression recognition via 3D reconstruction and feature fusion, *J. Vis. Commun. Image Represent.* 35 (2016) 1–14. <https://doi.org/10.1016/j.jvcir.2015.11.006>.

- [251] A.C. Le Ngo, S.-T. Liang, J. See, R.C.-W. Phan, Are subtle expressions too sparse to recognize?, in: 2015 IEEE Int. Conf. Digit. Signal Process. DSP, 2015: pp. 1246–1250. <https://doi.org/10.1109/ICDSP.2015.7252080>.
- [252] W. Zheng, Multi-View Facial Expression Recognition Based on Group Sparse Reduced-Rank Regression, *IEEE Trans. Affect. Comput. 5* (2014) 71–85. <https://doi.org/10.1109/TAFFC.2014.2304712>.
- [253] A. Azazi, S. Lebai Lutfi, I. Venkat, F. Fernández-Martínez, Towards a robust affect recognition: Automatic facial expression recognition in 3D faces, *Expert Syst. Appl.* 42 (2015) 3056–3066. <https://doi.org/10.1016/j.eswa.2014.10.042>.
- [254] A. Savran, B. Sankur, Non-rigid registration based model-free 3D facial expression recognition, *Comput. Vis. Image Underst.* 162 (2017) 146–165. <https://doi.org/10.1016/j.cviu.2017.07.005>.
- [255] M. Chen, H.T. Ma, J. Li, H. Wang, Emotion recognition using fixed length micro-expressions sequence and weighting method, in: 2016 IEEE Int. Conf. Real-Time Comput. Robot. RCAR, 2016: pp. 427–430. <https://doi.org/10.1109/RCAR.2016.7784067>.
- [256] R. Walecki, O. Rudovic, V. Pavlovic, B. Schuller, M. Pantic, Deep Structured Learning for Facial Action Unit Intensity Estimation, in: 2017 IEEE Conf. Comput. Vis. Pattern Recognit. CVPR, IEEE, Honolulu, HI, 2017: pp. 5709–5718. <https://doi.org/10.1109/CVPR.2017.605>.
- [257] K. Simonyan, A. Zisserman, Very Deep Convolutional Networks for Large-Scale Image Recognition, *ArXiv14091556 Cs.* (2015). <http://arxiv.org/abs/1409.1556> (accessed August 19, 2020).
- [258] O.M. Parkhi, A. Vedaldi, A. Zisserman, Deep Face Recognition, in: *Proceedings Br. Mach. Vis. Conf. 2015*, British Machine Vision Association, Swansea, 2015: p. 41.1–41.12. <https://doi.org/10.5244/C.29.41>.
- [259] K. He, X. Zhang, S. Ren, J. Sun, Deep Residual Learning for Image Recognition, in: 2016 IEEE Conf. Comput. Vis. Pattern Recognit. CVPR, 2016: pp. 770–778. <https://doi.org/10.1109/CVPR.2016.90>.
- [260] C. Szegedy, Wei Liu, Yangqing Jia, P. Sermanet, S. Reed, D. Anguelov, D. Erhan, V. Vanhoucke, A. Rabinovich, Going deeper with convolutions, in: 2015 IEEE Conf. Comput. Vis. Pattern Recognit. CVPR, 2015: pp. 1–9. <https://doi.org/10.1109/CVPR.2015.7298594>.
- [261] H. Yang, U. Ciftci, L. Yin, Facial Expression Recognition by De-expression Residue Learning, in: 2018 IEEE CVF Conf. Comput. Vis. Pattern Recognit., IEEE, Salt Lake City, UT, 2018: pp. 2168–2177. <https://doi.org/10.1109/CVPR.2018.00231>.
- [262] C. Wang, M. Peng, T. Bi, T. Chen, Micro-attention for micro-expression recognition, *Neurocomputing.* 410 (2020) 354–362. <https://doi.org/10.1016/j.neucom.2020.06.005>.
- [263] X. Liu, B.V.K. Vijaya Kumar, P. Jia, J. You, Hard negative generation for identity-disentangled facial expression recognition, *Pattern Recognit.* 88 (2019) 1–12. <https://doi.org/10.1016/j.patcog.2018.11.001>.
- [264] Z. Meng, P. Liu, J. Cai, S. Han, Y. Tong, Identity-Aware Convolutional Neural Network for Facial Expression Recognition, in: 2017 12th IEEE Int. Conf. Autom. Face Gesture Recognit. FG 2017, 2017: pp. 558–565. <https://doi.org/10.1109/FG.2017.140>.
- [265] Z. Wang, F. Zeng, S. Liu, B. Zeng, OAENet: Oriented attention ensemble for accurate facial expression recognition, *Pattern Recognit.* 112 (2021) 107694. <https://doi.org/10.1016/j.patcog.2020.107694>.
- [266] H. Li, N. Wang, Y. Yu, X. Yang, X. Gao, LBAN-IL: A novel method of high discriminative representation for facial expression recognition, *Neurocomputing.* 432 (2021) 159–169. <https://doi.org/10.1016/j.neucom.2020.12.076>.
- [267] P.D.M. Fernandez, F.A.G. Pena, T.I. Ren, A. Cunha, FERAtt: Facial Expression Recognition With Attention Net, in: 2019 IEEE CVF Conf. Comput. Vis. Pattern Recognit. Workshop CVPRW, IEEE, Long Beach, CA, USA, 2019: pp. 837–846. <https://doi.org/10.1109/CVPRW.2019.00112>.
- [268] S. Xie, H. Hu, Y. Wu, Deep multi-path convolutional neural network joint with salient region attention for facial expression recognition, *Pattern Recognit.* 92 (2019) 177–191. <https://doi.org/10.1016/j.patcog.2019.03.019>.
- [269] K. Wang, X. Peng, J. Yang, S. Lu, Y. Qiao, Suppressing Uncertainties for Large-Scale Facial Expression Recognition, in: 2020 IEEE CVF Conf. Comput. Vis. Pattern Recognit. CVPR, IEEE, Seattle, WA, USA, 2020: pp. 6896–6905. <https://doi.org/10.1109/CVPR42600.2020.00693>.
- [270] K. Zhu, Z. Du, W. Li, D. Huang, Y. Wang, L. Chen, Discriminative Attention-based Convolutional Neural Network for 3D Facial Expression Recognition, in: 2019 14th IEEE Int. Conf. Autom. Face Gesture Recognit. FG 2019, 2019: pp. 1–8. <https://doi.org/10.1109/FG.2019.8756524>.
- [271] D. Gera, S. Balasubramanian, Landmark guidance independent spatio-channel attention and complementary context information based facial expression recognition, *Pattern Recognit. Lett.* 145 (2021) 58–66. <https://doi.org/10.1016/j.patrec.2021.01.029>.
- [272] L. Chen, M. Zhou, W. Su, M. Wu, J. She, K. Hirota, Softmax regression based deep sparse autoencoder network for facial emotion recognition in human-robot interaction, *Inf. Sci.* 428 (2018) 49–61. <https://doi.org/10.1016/j.ins.2017.10.044>.
- [273] Z. Chen, D. Huang, Y. Wang, L. Chen, Fast and Light Manifold CNN based 3D Facial Expression Recognition across Pose Variations, in: *Proc. 26th ACM Int. Conf. Multimed., Association for Computing Machinery, New York, NY, USA, 2018*: pp. 229–238. <https://doi.org/10.1145/3240508.3240568>.
- [274] Huibin Li, Jian Sun, Zongben Xu, Multimodal 2D+3D Facial Expression Recognition With Deep Fusion Convolutional Neural Network, *IEEE Trans. Multimed.* (2017). <https://doi.org/10.1109/TMM.2017.2713408>.
- [275] S. Li, W. Deng, A Deeper Look at Facial Expression Dataset Bias, *IEEE Trans. Affect. Comput.* (2020) 1–1. <https://doi.org/10.1109/TAFFC.2020.2973158>.
- [276] H. Li, N. Wang, X. Ding, X. Yang, X. Gao, Adaptively Learning Facial Expression Representation via C-F Labels and Distillation, *IEEE Trans. Image Process.* 30 (2021) 2016–2028. <https://doi.org/10.1109/TIP.2021.3049955>.
- [277] D. Tran, L. Bourdev, R. Fergus, L. Torresani, M. Paluri, Learning Spatiotemporal Features with 3D Convolutional Networks, in: 2015 IEEE Int. Conf. Comput. Vis. ICCV, 2015: pp. 4489–4497. <https://doi.org/10.1109/ICCV.2015.510>.
- [278] D.A.A. CHANTI, A. Caplier, Deep Learning for Spatio-Temporal Modeling of Dynamic Spontaneous Emotions, *IEEE Trans. Affect. Comput.* (2018) 1–1. <https://doi.org/10.1109/TAFFC.2018.2873600>.
- [279] D. Nguyen, K. Nguyen, S. Sridharan, A. Ghasemi, D. Dean, C. Fookes, Deep Spatio-Temporal Features for Multimodal Emotion Recognition, in: 2017 IEEE Winter Conf. Appl. Comput. Vis. WACV, 2017: pp. 1215–1223. <https://doi.org/10.1109/WACV.2017.140>.
- [280] Y. Wang, H. Ma, X. Xing, Z. Pan, Eulerian Motion Based 3DCNN Architecture for Facial Micro-Expression Recognition, in: Y.M. Ro, W.-H. Cheng, J. Kim, W.-T. Chu, P. Cui, J.-W. Choi, M.-C. Hu, W. De Neve (Eds.), *Multimed. Model.*, Springer International Publishing, Cham, 2020: pp. 266–277. https://doi.org/10.1007/978-3-030-37731-1_22.
- [281] L. Lo, H.-X. Xie, H.-H. Shuai, W.-H. Cheng, MER-GCN: Micro Expression Recognition Based on Relation Modeling with Graph Convolutional Network, *ArXiv200408915 Cs.* (2020). <http://arxiv.org/abs/2004.08915> (accessed August 27, 2020).
- [282] D.H. Kim, W.J. Baddar, J. Jang, Y.M. Ro, Multi-Objective Based Spatio-Temporal Feature Representation Learning Robust to Expression Intensity Variations for Facial Expression Recognition, *IEEE Trans. Affect. Comput.* 10 (2019) 223–236. <https://doi.org/10.1109/TAFFC.2017.2695999>.
- [283] M. Behzad, N. Vo, X. Li, G. Zhao, Towards Reading Beyond Faces for Sparsity-Aware 4D Affect Recognition, *ArXiv200203157 Cs.* (2020). <http://arxiv.org/abs/2002.03157> (accessed August 28, 2020).
- [284] D.H. Kim, W.J. Baddar, Y.M. Ro, Micro-Expression Recognition with Expression-State Constrained Spatio-Temporal Feature Representations, in: *Proc. 24th ACM Int. Conf. Multimed., Association for Computing Machinery, New York, NY, USA, 2016*: pp. 382–386. <https://doi.org/10.1145/2964284.2967247>.
- [285] Z. Xia, X. Hong, X. Gao, X. Feng, G. Zhao, Spatiotemporal Recurrent Convolutional Networks for Recognizing Spontaneous Micro-Expressions, *IEEE Trans. Multimed.* 22 (2020) 626–640. <https://doi.org/10.1109/TMM.2019.2931351>.

- [286] D. Kollias, S.P. Zafeiriou, Exploiting multi-CNN features in CNN-RNN based Dimensional Emotion Recognition on the OMG in-the-wild Dataset, *IEEE Trans. Affect. Comput. (2020)* 1–1. <https://doi.org/10.1109/TAFFC.2020.3014171>.
- [287] D. Liu, X. Ouyang, S. Xu, P. Zhou, K. He, S. Wen, SAANet: Siamese action-units attention network for improving dynamic facial expression recognition, *Neurocomputing*. 413 (2020) 145–157. <https://doi.org/10.1016/j.neucom.2020.06.062>.
- [288] F. Zhang, T. Zhang, Q. Mao, C. Xu, Geometry Guided Pose-Invariant Facial Expression Recognition, *IEEE Trans. Image Process.* 29 (2020) 4445–4460. <https://doi.org/10.1109/TIP.2020.2972114>.
- [289] H. Yang, Z. Zhang, L. Yin, Identity-Adaptive Facial Expression Recognition through Expression Regeneration Using Conditional Generative Adversarial Networks, in: 2018 13th IEEE Int. Conf. Autom. Face Gesture Recognit. FG 2018, 2018: pp. 294–301. <https://doi.org/10.1109/FG.2018.00050>.
- [290] Y. Fu, X. Wu, X. Li, Z. Pan, D. Luo, Semantic Neighborhood-Aware Deep Facial Expression Recognition, *IEEE Trans. Image Process.* 29 (2020) 6535–6548. <https://doi.org/10.1109/TIP.2020.2991510>.
- [291] K. Ali, C.E. Hughes, Facial Expression Recognition Using Disentangled Adversarial Learning, *ArXiv190913135 Cs.* (2019). <http://arxiv.org/abs/1909.13135> (accessed September 23, 2020).
- [292] J. Yu, C. Zhang, Y. Song, W. Cai, ICE-GAN: Identity-aware and Capsule-Enhanced GAN for Micro-Expression Recognition and Synthesis, *ArXiv200504370 Cs.* (2020). <http://arxiv.org/abs/2005.04370> (accessed August 27, 2020).
- [293] S. Piana, A. Staglianò, F. Odone, A. Camurri, Adaptive Body Gesture Representation for Automatic Emotion Recognition, *ACM Trans. Interact. Intell. Syst.* 6 (2016) 1–31. <https://doi.org/10.1145/2818740>.
- [294] D. Stoeva, M. Gelautz, Body Language in Affective Human-Robot Interaction, in: Companion 2020 ACM/IEEE Int. Conf. Hum.-Robot Interact., ACM, Cambridge United Kingdom, 2020: pp. 606–608. <https://doi.org/10.1145/3371382.3377432>.
- [295] Y. Yang, D. Ramanan, Articulated Human Detection with Flexible Mixtures of Parts, *IEEE Trans. Pattern Anal. Mach. Intell.* 35 (2013) 2878–2890. <https://doi.org/10.1109/TPAMI.2012.261>.
- [296] S. Ren, K. He, R. Girshick, J. Sun, Faster R-CNN: Towards Real-Time Object Detection with Region Proposal Networks, *IEEE Trans. Pattern Anal. Mach. Intell.* 39 (2017) 1137–1149. <https://doi.org/10.1109/TPAMI.2016.2577031>.
- [297] W. Wei, E. Valentin, S. Hichem, Adaptive Real-Time Emotion Recognition from Body Movements, *ACM Trans. Interact. Intell. Syst.* 7 (2015). <https://dl.acm.org/doi/abs/10.1145/2738221> (accessed November 2, 2020).
- [298] A. Kleinsmith, N. Bianchi-Berthouze, Recognizing Affective Dimensions from Body Posture, in: A.C.R. Paiva, R. Prada, R.W. Picard (Eds.), *Affect. Comput. Intell. Interact.*, Springer, Berlin, Heidelberg, 2007: pp. 48–58. https://doi.org/10.1007/978-3-540-74889-2_5.
- [299] G. Castellano, S.D. Villalba, Recognising Human Emotions from Body Movement and Gesture Dynamics, in: *Affect. Comput. Intell. Interact.*, Springer, Berlin, Heidelberg, 2007: pp. 71–82. https://doi.org/10.1007/978-3-540-74889-2_7.
- [300] S. Saha, S. Datta, A. Konar, R. Janarthanan, A study on emotion recognition from body gestures using Kinect sensor, in: 2014 Int. Conf. Commun. Signal Process., 2014: pp. 056–060. <https://doi.org/10.1109/ICCCSP.2014.6949798>.
- [301] Y. Maret, D. Oberson, M. Gavrilova, 11111, in: L. Rutkowski, R. Scherer, M. Korytkowski, W. Pedrycz, R. Tadeusiewicz, J.M. Zurada (Eds.), *Artif. Intell. Soft Comput.*, Springer International Publishing, Cham, 2018: pp. 474–485. https://doi.org/10.1007/978-3-319-91253-0_44.
- [302] S. Senecal, L. Cuel, A. Aristidou, N. Magnenat-Thalmann, Continuous body emotion recognition system during theater performances, *Comput. Animat. Virtual Worlds*. 27 (2016) 311–320. <https://doi.org/10.1002/cav.1714>.
- [303] D. Glowinski, N. Dael, A. Camurri, G. Volpe, M. Mortillaro, K. Scherer, Toward a Minimal Representation of Affective Gestures, *IEEE Trans. Affect. Comput.* 2 (2011) 106–118. <https://doi.org/10.1109/T-AFFC.2011.7>.
- [304] M.A. Razzaq, J. Bang, S.S. Kang, S. Lee, UnSkEm: Unobtrusive Skeletal-based Emotion Recognition for User Experience, in: 2020 Int. Conf. Inf. Netw. ICOIN, 2020: pp. 92–96. <https://doi.org/10.1109/ICOIN48656.2020.9016601>.
- [305] R. Santhoshkumar, M. Kalaiselvi Geetha, Vision-Based Human Emotion Recognition Using HOG-KLT Feature, in: P.K. Singh, W. Pawłowski, S. Tanwar, N. Kumar, J.J.P.C. Rodrigues, M.S. Obaidat (Eds.), *Proc. First Int. Conf. Comput. Commun. Cyber-Secur. IC4S 2019*, Springer, Singapore, 2020: pp. 261–272. https://doi.org/10.1007/978-981-15-3369-3_20.
- [306] R. Santhoshkumar, M. Kalaiselvi Geetha, Human Emotion Recognition Using Body Expressive Feature, in: A. Chaudhary, C. Choudhary, M.K. Gupta, C. Lal, T. Badal (Eds.), *Microservices Big Data Anal.*, Springer, Singapore, 2020: pp. 141–149. https://doi.org/10.1007/978-981-15-0128-9_13.
- [307] A. Kapur, A. Kapur, N. Virji-Babul, G. Tzanetakis, P.F. Driessen, Gesture-Based Affective Computing on Motion Capture Data, in: J. Tao, T. Tan, R.W. Picard (Eds.), *Affect. Comput. Intell. Interact.*, Springer, Berlin, Heidelberg, 2005: pp. 1–7. https://doi.org/10.1007/11573548_1.
- [308] A. Kleinsmith, N. Bianchi-Berthouze, A. Steed, Automatic Recognition of Non-Acted Affective Postures, *IEEE Trans. Syst. Man Cybern. Part B Cybern.* 41 (2011) 1027–1038. <https://doi.org/10.1109/TSMCB.2010.2103557>.
- [309] E.P. Volkova, B.J. Mohler, T.J. Dodds, J. Tesch, H.H. Bühlhoff, Emotion categorization of body expressions in narrative scenarios, *Front. Psychol.* 5 (2014). <https://doi.org/10.3389/fpsyg.2014.00623>.
- [310] N. Fourati, C. Pelachaud, Multi-level classification of emotional body expression, in: 2015 11th IEEE Int. Conf. Workshop Autom. Face Gesture Recognit. FG, 2015: pp. 1–8. <https://doi.org/10.1109/FG.2015.7163145>.
- [311] Z. Shen, J. Cheng, X. Hu, Q. Dong, Emotion Recognition Based on Multi-View Body Gestures, in: 2019 IEEE Int. Conf. Image Process. ICIP, 2019: pp. 3317–3321. <https://doi.org/10.1109/ICIP.2019.8803460>.
- [312] R. Santhoshkumar, M.K. Geetha, Deep Learning Approach for Emotion Recognition from Human Body Movements with Feedforward Deep Convolution Neural Networks, *Procedia Comput. Sci.* 152 (2019) 158–165. <https://doi.org/10.1016/j.procs.2019.05.038>.
- [313] S.T. Ly, G.-S. Lee, S.-H. Kim, H.-J. Yang, Emotion Recognition via Body Gesture: Deep Learning Model Coupled with Keyframe Selection, in: *Proc. 2018 Int. Conf. Mach. Learn. Mach. Intell.*, Association for Computing Machinery, New York, NY, USA, 2018: pp. 27–31. <https://doi.org/10.1145/3278312.3278313>.
- [314] J. Wu, Y. Zhang, X. Zhao, W. Gao, A Generalized Zero-Shot Framework for Emotion Recognition from Body Gestures, *ArXiv201006362 Cs.* (2020). <http://arxiv.org/abs/2010.06362> (accessed October 28, 2020).
- [315] D. Avola, L. Cinque, A. Fagioli, G.L. Foresti, C. Massaroni, Deep Temporal Analysis for Non-Acted Body Affect Recognition, *IEEE Trans. Affect. Comput.* (2020) 1–1. <https://doi.org/10.1109/TAFFC.2020.3003816>.
- [316] L. Wang, Y. Xiong, Z. Wang, Y. Qiao, D. Lin, X. Tang, L.V. Gool, Temporal Segment Networks for Action Recognition in Videos, *IEEE Trans. Pattern Anal. Mach. Intell.* 41 (2019) 2740–2755. <https://doi.org/10.1109/TPAMI.2018.2868668>.
- [317] S. Yan, Y. Xiong, D. Lin, Spatial Temporal Graph Convolutional Networks for Skeleton-Based Action Recognition, *ArXiv180107455 Cs.* (2018). <http://arxiv.org/abs/1801.07455> (accessed November 3, 2020).
- [318] A. Banerjee, U. Bhattacharya, A. Bera, Learning Unseen Emotions from Gestures via Semantically-Conditioned Zero-Shot Perception with Adversarial Autoencoders, *ArXiv200908906 Cs.* (2020). <http://arxiv.org/abs/2009.08906> (accessed October 28, 2020).
- [319] C.H. Lampert, H. Nickisch, S. Harmeling, Learning to detect unseen object classes by between-class attribute transfer, in: 2009 IEEE Conf. Comput. Vis. Pattern Recognit., 2009: pp. 951–958. <https://doi.org/10.1109/CVPR.2009.5206594>.
- [320] M. Egger, M. Ley, S. Hanke, Emotion Recognition from Physiological Signal Analysis: A Review, *Electron. Notes Theor. Comput. Sci.* 343 (2019) 35–55. <https://doi.org/10.1016/j.entcs.2019.04.009>.

- [321] K. Shirahama, M. Grzegorzec, Emotion Recognition Based on Physiological Sensor Data Using Codebook Approach, in: E. Piętko, P. Badura, J. Kawa, W. Wicławek (Eds.), *Inf. Technol. Med.*, Springer International Publishing, Cham, 2016: pp. 27–39. https://doi.org/10.1007/978-3-319-39904-1_3.
- [322] S. Katsigiannis, N. Ramzan, DREAMER: A Database for Emotion Recognition Through EEG and ECG Signals From Wireless Low-cost Off-the-Shelf Devices, *IEEE J. Biomed. Health Inform.* 22 (2018) 98–107. <https://doi.org/10.1109/JBHI.2017.2688239>.
- [323] H.J. Yoon, S.Y. Chung, EEG-based emotion estimation using Bayesian weighted-log-posterior function and perceptron convergence algorithm, *Comput. Biol. Med.* 43 (2013) 2230–2237. <https://doi.org/10.1016/j.compbiomed.2013.10.017>.
- [324] Z. Yin, Y. Wang, L. Liu, W. Zhang, J. Zhang, Cross-Subject EEG Feature Selection for Emotion Recognition Using Transfer Recursive Feature Elimination, *Front. Neurobotics.* 11 (2017). <https://doi.org/10.3389/fnbot.2017.00019>.
- [325] Z. Yin, L. Liu, L. Liu, J. Zhang, Y. Wang, Dynamical recursive feature elimination technique for neurophysiological signal-based emotion recognition, *Cogn. Technol. Work.* 19 (2017) 667–685. <https://doi.org/10.1007/s10111-017-0450-2>.
- [326] K.M. Puk, S. Wang, J. Rosenberger, K.C. Gandy, H.N. Harris, Y.B. Peng, A. Nordberg, P. Lehmann, J. Tommerdahl, J.-C. Chiao, Emotion Recognition and Analysis Using ADMM-Based Sparse Group Lasso, *IEEE Trans. Affect. Comput.* (2019) 1–1. <https://doi.org/10.1109/TAFFC.2019.2943551>.
- [327] H. He, Y. Tan, J. Ying, W. Zhang, Strengthen EEG-based emotion recognition using firefly integrated optimization algorithm, *Appl. Soft Comput.* 94 (2020) 106426. <https://doi.org/10.1016/j.asoc.2020.106426>.
- [328] J. Atkinson, D. Campos, Improving BCI-based emotion recognition by combining EEG feature selection and kernel classifiers, *Expert Syst. Appl.* 47 (2016) 35–41. <https://doi.org/10.1016/j.eswa.2015.10.049>.
- [329] Y. Gao, H.J. Lee, R.M. Mehmood, Deep learning of EEG signals for emotion recognition, in: 2015 IEEE Int. Conf. Multimed. Expo Workshop ICMEW, 2015: pp. 1–5. <https://doi.org/10.1109/ICMEW.2015.7169796>.
- [330] Y. Li, W. Zheng, Z. Cui, T. Zhang, Y. Zong, A Novel Neural Network Model based on Cerebral Hemispheric Asymmetry for EEG Emotion Recognition, in: Proc. Twenty-Seventh Int. Jt. Conf. Artif. Intell., International Joint Conferences on Artificial Intelligence Organization, Stockholm, Sweden, 2018: pp. 1561–1567. <https://doi.org/10.24963/ijcai.2018/216>.
- [331] T. Song, S. Liu, W. Zheng, Y. Zong, Z. Cui, Instance-Adaptive Graph for EEG Emotion Recognition, *Proc. AAAI Conf. Artif. Intell.* 34 (2020) 2701–2708. <https://doi.org/10.1609/aaai.v34i03.5656>.
- [332] T. Zhang, Z. Cui, C. Xu, W. Zheng, J. Yang, Variational Pathway Reasoning for EEG Emotion Recognition, *Proc. AAAI Conf. Artif. Intell.* 34 (2020) 2709–2716. <https://doi.org/10.1609/aaai.v34i03.5657>.
- [333] P. Zhong, D. Wang, C. Miao, EEG-Based Emotion Recognition Using Regularized Graph Neural Networks, *IEEE Trans. Affect. Comput.* (2020) 1–1. <https://doi.org/10.1109/TAFFC.2020.2994159>.
- [334] Z. Gao, X. Wang, Y. Yang, Y. Li, K. Ma, G. Chen, A Channel-fused Dense Convolutional Network for EEG-based Emotion Recognition, *IEEE Trans. Cogn. Dev. Syst.* (2020) 1–1. <https://doi.org/10.1109/TCDS.2020.2976112>.
- [335] H. Cui, A. Liu, X. Zhang, X. Chen, K. Wang, X. Chen, EEG-based emotion recognition using an end-to-end regional-asymmetric convolutional neural network, *Knowl.-Based Syst.* 205 (2020) 106243. <https://doi.org/10.1016/j.knsys.2020.106243>.
- [336] Y.-L. Hsu, J.-S. Wang, W.-C. Chiang, C.-H. Hung, Automatic ECG-Based Emotion Recognition in Music Listening, *IEEE Trans. Affect. Comput.* 11 (2020) 85–99. <https://doi.org/10.1109/TAFFC.2017.2781732>.
- [337] S.Z. Bong, M. Murugappan, S. Yaacob, Analysis of Electrocardiogram (ECG) Signals for Human Emotional Stress Classification, in: S.G. Ponnambalam, J. Parkkinen, K.C. Ramanathan (Eds.), *Trends Intell. Robot. Autom. Manuf.*, Springer, Berlin, Heidelberg, 2012: pp. 198–205. https://doi.org/10.1007/978-3-642-35197-6_22.
- [338] S. Jerritta, M. Murugappan, K. Wan, S. Yaacob, Emotion recognition from electrocardiogram signals using Hilbert Huang Transform, in: 2012 IEEE Conf. Sustain. Util. Dev. Eng. Technol. Stud., 2012: pp. 82–86. <https://doi.org/10.1109/STUDENT.2012.6408370>.
- [339] Z. Cheng, L. Shu, J. Xie, C.L.P. Chen, A novel ECG-based real-time detection method of negative emotions in wearable applications, in: 2017 Int. Conf. Secur. Pattern Anal. Cybern. SPAC, 2017: pp. 296–301. <https://doi.org/10.1109/SPAC.2017.8304293>.
- [340] L. Zhang, S. Walter, X. Ma, P. Werner, A. Al-Hamadi, H.C. Traue, S. Gruss, “BioVid Emo DB”: A multimodal database for emotion analyses validated by subjective ratings, in: 2016 IEEE Symp. Ser. Comput. Intell. SSCI, 2016: pp. 1–6. <https://doi.org/10.1109/SSCI.2016.7849931>.
- [341] J. Selvaraj, M. Murugappan, K. Wan, S. Yaacob, Classification of emotional states from electrocardiogram signals: a non-linear approach based on hurst, *Biomed. Eng. OnLine.* 12 (2013) 44. <https://doi.org/10.1186/1475-925X-12-44>.
- [342] H. Ferdinando, T. Seppänen, E. Alasaarela, Enhancing Emotion Recognition from ECG Signals using Supervised Dimensionality Reduction, in: Proc. 6th Int. Conf. Pattern Recognit. Appl. Methods, SCITEPRESS - Science and Technology Publications, Porto, Portugal, 2017: pp. 112–118. <https://doi.org/10.5220/0006147801120118>.
- [343] G. Chen, Y. Zhu, Z. Hong, Z. Yang, EmotionalGAN: Generating ECG to Enhance Emotion State Classification, in: Proc. 2019 Int. Conf. Artif. Intell. Comput. Sci., Association for Computing Machinery, New York, NY, USA, 2019: pp. 309–313. <https://doi.org/10.1145/3349341.3349422>.
- [344] P. Sarkar, A. Etemad, Self-Supervised Learning for ECG-Based Emotion Recognition, in: ICASSP 2020 - 2020 IEEE Int. Conf. Acoust. Speech Signal Process. ICASSP, 2020: pp. 3217–3221. <https://doi.org/10.1109/ICASSP40776.2020.9053985>.
- [345] G. Caridakis, G. Castellano, L. Kessous, A. Raouzaoui, L. Malatesta, S. Asteriadis, K. Karpouzis, Multimodal emotion recognition from expressive faces, body gestures and speech, in: C. Boukis, A. Pnevmatikakis, L. Polymenakos (Eds.), *Artif. Intell. Innov. 2007 Theory Appl.*, Springer US, Boston, MA, 2007: pp. 375–388. https://doi.org/10.1007/978-0-387-74161-1_41.
- [346] C. Sarkar, S. Bhatia, A. Agarwal, J. Li, Feature Analysis for Computational Personality Recognition Using YouTube Personality Data set, in: Proc. 2014 ACM Multi Media Workshop Comput. Personal. Recognit. - WCPR 14, ACM Press, Orlando, Florida, USA, 2014: pp. 11–14. <https://doi.org/10.1145/2659522.2659528>.
- [347] G.K. Verma, U.S. Tiwary, Multimodal fusion framework: A multiresolution approach for emotion classification and recognition from physiological signals, *NeuroImage.* 102 (2014) 162–172. <https://doi.org/10.1016/j.neuroimage.2013.11.007>.
- [348] X. Zhang, J. Liu, J. Shen, S. Li, K. Hou, B. Hu, J. Gao, T. Zhang, B. Hu, Emotion Recognition From Multimodal Physiological Signals Using a Regularized Deep Fusion of Kernel Machine, *IEEE Trans. Cybern.* (2020) 1–14. <https://doi.org/10.1109/TCYB.2020.2987575>.
- [349] J. Chen, Z. Chen, Z. Chi, H. Fu, Facial Expression Recognition in Video with Multiple Feature Fusion, *IEEE Trans. Affect. Comput.* 9 (2018) 38–50. <https://doi.org/10.1109/TAFFC.2016.2593719>.
- [350] D. Priyasad, T. Fernando, S. Denman, S. Sridharan, C. Fookes, Attention Driven Fusion for Multi-Modal Emotion Recognition, in: ICASSP 2020 - 2020 IEEE Int. Conf. Acoust. Speech Signal Process. ICASSP, 2020: pp. 3227–3231. <https://doi.org/10.1109/ICASSP40776.2020.9054441>.
- [351] T. Mittal, U. Bhattacharya, R. Chandra, A. Bera, D. Manocha, M3ER: Multiplicative Multimodal Emotion Recognition using Facial, Textual, and Speech Cues, *Proc. AAAI Conf. Artif. Intell.* 34 (2020) 1359–1367. <https://doi.org/10.1609/aaai.v34i02.5492>.
- [352] H.-C. Yang, C.-C. Lee, An Attribute-invariant Variational Learning for Emotion Recognition Using Physiology, in: ICASSP 2019 - 2019 IEEE Int. Conf. Acoust. Speech Signal Process. ICASSP, 2019: pp. 1184–1188. <https://doi.org/10.1109/ICASSP.2019.8683290>.
- [353] M.S. Hossain, G. Muhammad, Emotion recognition using deep learning approach from audio-visual emotional big data, *Inf. Fusion.* 49 (2019) 69–78. <https://doi.org/10.1016/j.inffus.2018.09.008>.
- [354] N. Sebe, I. Cohen, T. Gevers, T.S. Huang, Emotion Recognition Based on Joint Visual and Audio Cues, in: 18th Int. Conf. Pattern Recognit. ICPR06, IEEE, Hong Kong, China, 2006: pp. 1136–1139. <https://doi.org/10.1109/ICPR.2006.489>.

- [355] B. Schuller, G. Rigoll, M. Lang, Speech emotion recognition combining acoustic features and linguistic information in a hybrid support vector machine-belief network architecture, in: 2004 IEEE Int. Conf. Acoust. Speech Signal Process., 2004: p. 1–577. <https://doi.org/10.1109/ICASSP.2004.1326051>.
- [356] J. Sebastian, P. Pierucci, Fusion Techniques for Utterance-Level Emotion Recognition Combining Speech and Transcripts, in: Interspeech 2019, ISCA, 2019: pp. 51–55. <https://doi.org/10.21437/Interspeech.2019-3201>.
- [357] S. Poria, E. Cambria, A. Hussain, G.-B. Huang, Towards an intelligent framework for multimodal affective data analysis, *Neural Netw.* 63 (2015) 104–116. <https://doi.org/10.1016/j.neunet.2014.10.005>.
- [358] S. Poria, I. Chaturvedi, E. Cambria, A. Hussain, Convolutional MKL Based Multimodal Emotion Recognition and Sentiment Analysis, in: 2016 IEEE 16th Int. Conf. Data Min. ICDM, 2016: pp. 439–448. <https://doi.org/10.1109/ICDM.2016.0055>.
- [359] S.E. Eskimez, R.K. Maddox, C. Xu, Z. Duan, Noise-Resilient Training Method for Face Landmark Generation From Speech, *IEEE/ACM Trans. Audio Speech Lang. Process.* 28 (2020) 27–38. <https://doi.org/10.1109/TASLP.2019.2947741>.
- [360] Mingli Song, Jiajun Bu, Chun Chen, Nan Li, Audio-visual based emotion recognition—a new approach, in: Proc. 2004 IEEE Comput. Soc. Conf. Comput. Vis. Pattern Recognit. 2004 CVPR 2004, IEEE, Washington, DC, USA, 2004: pp. 1020–1025. <https://doi.org/10.1109/CVPR.2004.1315276>.
- [361] K. Nickel, T. Gehrig, R. Stiefelhagen, J. McDonough, A joint particle filter for audio-visual speaker tracking, in: Proc. 7th Int. Conf. Multimodal Interfaces - ICMI 05, ACM Press, Toronto, Italy, 2005: p. 61. <https://doi.org/10.1145/1088463.1088477>.
- [362] Z. Zeng, Y. Hu, M. Liu, Y. Fu, T.S. Huang, Training combination strategy of multi-stream fused hidden Markov model for audio-visual affect recognition, in: Proc. 14th Annu. ACM Int. Conf. Multimed. - Multimed. 06, ACM Press, Santa Barbara, CA, USA, 2006: p. 65. <https://doi.org/10.1145/1180639.1180661>.
- [363] G. Caridakis, L. Malatesta, L. Kessous, N. Amir, A. Raouzaoui, K. Karpouzis, Modeling naturalistic affective states via facial and vocal expressions recognition, in: Proc. 8th Int. Conf. Multimodal Interfaces - ICMI 06, ACM Press, Banff, Alberta, Canada, 2006: p. 146. <https://doi.org/10.1145/1180995.1181029>.
- [364] S. Zhao, Y. Ma, Y. Gu, J. Yang, T. Xing, P. Xu, R. Hu, H. Chai, K. Keutzer, An End-to-End Visual-Audio Attention Network for Emotion Recognition in User-Generated Videos, *Proc. AAAI Conf. Artif. Intell.* 34 (2020) 303–311. <https://doi.org/10.1609/aaai.v34i01.5364>.
- [365] Y. Zhang, Z.-R. Wang, J. Du, Deep Fusion: An Attention Guided Factorized Bilinear Pooling for Audio-video Emotion Recognition, *ArXiv190104889 Cs Stat.* (2019). <http://arxiv.org/abs/1901.04889> (accessed August 24, 2020).
- [366] K. Hara, H. Kataoka, Y. Satoh, Can Spatiotemporal 3D CNNs Retrace the History of 2D CNNs and ImageNet?, in: 2018 IEEE CVF Conf. Comput. Vis. Pattern Recognit., IEEE, Salt Lake City, UT, USA, 2018: pp. 6546–6555. <https://doi.org/10.1109/CVPR.2018.00685>.
- [367] M. Hao, W.-H. Cao, Z.-T. Liu, M. Wu, P. Xiao, Visual-audio emotion recognition based on multi-task and ensemble learning with multiple features, *Neurocomputing.* 391 (2020) 42–51. <https://doi.org/10.1016/j.neucom.2020.01.048>.
- [368] O. Martin, I. Kotsia, B. Macq, I. Pitas, The eNTERFACE'05 Audio-Visual Emotion Database, in: Proc. 22nd Int. Conf. Data Eng. Workshop, IEEE Computer Society, USA, 2006: p. 8. <https://doi.org/10.1109/ICDEW.2006.145>.
- [369] M. Glodek, S. Reuter, M. Schels, K. Dietmayer, F. Schwenker, Kalman Filter Based Classifier Fusion for Affective State Recognition, in: Z.-H. Zhou, F. Roli, J. Kittler (Eds.), *Mult. Classif. Syst.*, Springer Berlin Heidelberg, Berlin, Heidelberg, 2013: pp. 85–94. https://doi.org/10.1007/978-3-642-38067-9_8.
- [370] W. Xue, W. Zhou, T. Li, Q. Wang, MTNA: A Neural Multi-task Model for Aspect Category Classification and Aspect Term Extraction On Restaurant Reviews, in: Proc. Eighth Int. Jt. Conf. Nat. Lang. Process. Vol. 2 Short Pap., Asian Federation of Natural Language Processing, Taipei, Taiwan, 2017: pp. 151–156. <https://www.aclweb.org/anthology/I17-2026> (accessed August 17, 2020).
- [371] B. Zhang, S. Khorram, E.M. Provost, Exploiting Acoustic and Lexical Properties of Phonemes to Recognize Valence from Speech, in: ICASSP 2019 - 2019 IEEE Int. Conf. Acoust. Speech Signal Process. ICASSP, IEEE, Brighton, United Kingdom, 2019: pp. 5871–5875. <https://doi.org/10.1109/ICASSP.2019.8683190>.
- [372] S. Yoon, S. Byun, K. Jung, Multimodal Speech Emotion Recognition Using Audio and Text, in: 2018 IEEE Spok. Lang. Technol. Workshop SLT, 2018: pp. 112–118. <https://doi.org/10.1109/SLT.2018.8639583>.
- [373] L. Cai, Y. Hu, J. Dong, S. Zhou, Audio-Textual Emotion Recognition Based on Improved Neural Networks, *Math. Probl. Eng.* 2019 (2019) 1–9. <https://doi.org/10.1155/2019/2593036>.
- [374] C.-H. Wu, W.-B. Liang, Emotion Recognition of Affective Speech Based on Multiple Classifiers Using Acoustic-Prosodic Information and Semantic Labels, *IEEE Trans. Affect. Comput.* 2 (2011) 10–21. <https://doi.org/10.1109/T-AFFC.2010.16>.
- [375] Q. Jin, C. Li, S. Chen, H. Wu, Speech emotion recognition with acoustic and lexical features, in: 2015 IEEE Int. Conf. Acoust. Speech Signal Process. ICASSP, 2015: pp. 4749–4753. <https://doi.org/10.1109/ICASSP.2015.7178872>.
- [376] L. Pepino, P. Riera, L. Ferrer, A. Gravano, Fusion Approaches for Emotion Recognition from Speech Using Acoustic and Text-Based Features, in: ICASSP 2020 - 2020 IEEE Int. Conf. Acoust. Speech Signal Process. ICASSP, IEEE, Barcelona, Spain, 2020: pp. 6484–6488. <https://doi.org/10.1109/ICASSP40776.2020.9054709>.
- [377] A. Metallinou, M. Wollmer, A. Katsamanis, F. Eyben, B. Schuller, S. Narayanan, Context-Sensitive Learning for Enhanced Audiovisual Emotion Classification, *IEEE Trans. Affect. Comput.* 3 (2012) 184–198. <https://doi.org/10.1109/T-AFFC.2011.40>.
- [378] E. Cambria, D. Hazarika, S. Poria, A. Hussain, R.B.V. Subramaanyam, Benchmarking Multimodal Sentiment Analysis, *ArXiv170709538 Cs.* (2017). <http://arxiv.org/abs/1707.09538> (accessed September 1, 2020).
- [379] V. Perez Rosas, R. Mihalcea, L.-P. Morency, Multimodal Sentiment Analysis of Spanish Online Videos, *IEEE Intell. Syst.* 28 (2013) 38–45. <https://doi.org/10.1109/MIS.2013.9>.
- [380] J. Arguello, C. Rosé, Topic-Segmentation of Dialogue, in: Proc. Anal. Conversat. Text Speech, Association for Computational Linguistics, New York City, New York, 2006: pp. 42–49. <https://www.aclweb.org/anthology/W06-3407> (accessed August 23, 2020).
- [381] H. Peng, Y. Ma, S. Poria, Y. Li, E. Cambria, Phonetic-enriched text representation for Chinese sentiment analysis with reinforcement learning, *Inf. Fusion.* 70 (2021) 88–99. <https://doi.org/10.1016/j.inffus.2021.01.005>.
- [382] S. Poria, E. Cambria, A. Gelbukh, Deep Convolutional Neural Network Textual Features and Multiple Kernel Learning for Utterance-level Multimodal Sentiment Analysis, in: Proc. 2015 Conf. Empir. Methods Nat. Lang. Process., Association for Computational Linguistics, Lisbon, Portugal, 2015: pp. 2539–2544. <https://doi.org/10.18653/v1/D15-1303>.
- [383] S. Poria, E. Cambria, D. Hazarika, N. Majumder, A. Zadeh, L.-P. Morency, Context-Dependent Sentiment Analysis in User-Generated Videos, in: Proc. 55th Annu. Meet. Assoc. Comput. Linguist. Vol. 1 Long Pap., Association for Computational Linguistics, Vancouver, Canada, 2017: pp. 873–883. <https://doi.org/10.18653/v1/P17-1081>.
- [384] P. Schmidt, A. Reiss, R. Dürichen, K. Van Laerhoven, Wearable-Based Affect Recognition—A Review, *Sensors.* 19 (2019) 4079. <https://doi.org/10.3390/s19194079>.
- [385] C. Li, C. Xu, Z. Feng, Analysis of physiological for emotion recognition with the IRS model, *Neurocomputing.* 178 (2016) 103–111. <https://doi.org/10.1016/j.neucom.2015.07.112>.
- [386] B. Nakisa, M.N. Rastgoo, A. Rakotonirainy, F. Maire, V. Chandran, Long Short Term Memory Hyperparameter Optimization for a Neural Network Based Emotion Recognition Framework, *IEEE Access.* 6 (2018) 49325–49338. <https://doi.org/10.1109/ACCESS.2018.2868361>.
- [387] M.M. Hassan, Md.G.R. Alam, Md.Z. Uddin, S. Huda, A. Almogren, G. Fortino, Human emotion recognition using deep belief network architecture, *Inf. Fusion.* 51 (2019) 10–18. <https://doi.org/10.1016/j.inffus.2018.10.009>.

- [388] J. Ma, H. Tang, W.-L. Zheng, B.-L. Lu, Emotion Recognition using Multimodal Residual LSTM Network, in: Proc. 27th ACM Int. Conf. Multimed., ACM, Nice France, 2019: pp. 176–183. <https://doi.org/10.1145/3343031.3350871>.
- [389] W. Wei, Q. Jia, Y. Feng, G. Chen, Emotion Recognition Based on Weighted Fusion Strategy of Multichannel Physiological Signals, *Comput. Intell. Neurosci.* 2018 (2018) e5296523. <https://doi.org/10.1155/2018/5296523>.
- [390] C. Li, Z. Bao, L. Li, Z. Zhao, Exploring temporal representations by leveraging attention-based bidirectional LSTM-RNNs for multimodal emotion recognition, *Inf. Process. Manag.* 57 (2020) 102185. <https://doi.org/10.1016/j.ipm.2019.102185>.
- [391] M.N. Dar, M.U. Akram, S.G. Khawaja, A.N. Pujari, CNN and LSTM-Based Emotion Charting Using Physiological Signals, *Sensors* 20 (2020) 4551. <https://doi.org/10.3390/s20164551>.
- [392] Z. Yin, M. Zhao, Y. Wang, J. Yang, J. Zhang, Recognition of emotions using multimodal physiological signals and an ensemble deep learning model, *Comput. Methods Programs Biomed.* 140 (2017) 93–110. <https://doi.org/10.1016/j.cmpb.2016.12.005>.
- [393] L. He, D. Jiang, L. Yang, E. Pei, P. Wu, H. Sahli, Multimodal Affective Dimension Prediction Using Deep Bidirectional Long Short-Term Memory Recurrent Neural Networks, in: Proc. 5th Int. Workshop Audiov. Emot. Chall. - AVEC 15, ACM Press, Brisbane, Australia, 2015: pp. 73–80. <https://doi.org/10.1145/2808196.2811641>.
- [394] H. Ranganathan, S. Chakraborty, S. Panchanathan, Multimodal emotion recognition using deep learning architectures, in: 2016 IEEE Winter Conf. Appl. Comput. Vis. WACV, 2016: pp. 1–9. <https://doi.org/10.1109/WACV.2016.7477679>.
- [395] Z. Huang, T. Dang, N. Cummins, B. Stasak, P. Le, V. Sethu, J. Epps, An Investigation of Annotation Delay Compensation and Output-Associative Fusion for Multimodal Continuous Emotion Prediction, in: Proc. 5th Int. Workshop Audiov. Emot. Chall., Association for Computing Machinery, New York, NY, USA, 2015: pp. 41–48. <https://doi.org/10.1145/2808196.2811640>.
- [396] B. Xing, H. Zhang, K. Zhang, L. Zhang, X. Wu, X. Shi, S. Yu, S. Zhang, Exploiting EEG Signals and Audiovisual Feature Fusion for Video Emotion Recognition, *IEEE Access* 7 (2019) 59844–59861. <https://doi.org/10.1109/ACCESS.2019.2914872>.
- [397] G. Yin, S. Sun, D. Yu, K. Zhang, A Efficient Multimodal Framework for Large Scale Emotion Recognition by Fusing Music and Electrodermal Activity Signals, *ArXiv200809743 Cs.* (2020). <http://arxiv.org/abs/2008.09743> (accessed September 2, 2020).
- [398] W. Liu, W.-L. Zheng, B.-L. Lu, Emotion Recognition Using Multimodal Deep Learning, in: Proc. 23rd Int. Conf. Neural Inf. Process. - Vol. 9948, Springer-Verlag, Berlin, Heidelberg, 2016: pp. 521–529. https://doi.org/10.1007/978-3-319-46672-9_58.
- [399] M. Soleymani, S. Asghari-Esfeden, Y. Fu, M. Pantic, Analysis of EEG Signals and Facial Expressions for Continuous Emotion Detection, *IEEE Trans. Affect. Comput.* 7 (2016) 17–28. <https://doi.org/10.1109/TAFFC.2015.2436926>.
- [400] D. Wu, J. Zhang, Q. Zhao, Multimodal Fused Emotion Recognition About Expression-EEG Interaction and Collaboration Using Deep Learning, *IEEE Access* 8 (2020) 133180–133189. <https://doi.org/10.1109/ACCESS.2020.3010311>.
- [401] K. Zhang, H. Zhang, S. Li, C. Yang, L. Sun, The PMemo Dataset for Music Emotion Recognition, in: Proc. 2018 ACM Int. Conf. Multimed. Retr., Association for Computing Machinery, New York, NY, USA, 2018: pp. 135–142. <https://doi.org/10.1145/3206025.3206037>.
- [402] Y. Lu, W.-L. Zheng, B. Li, B.-L. Lu, Combining Eye Movements and EEG to Enhance Emotion Recognition, *Proc. Twenty-Fourth Int. Jt. Conf. Artif. Intell. IJCAI 2015.* (n.d.) 7.
- [403] K. Shuang, Q. Yang, J. Loo, R. Li, M. Gu, Feature distillation network for aspect-based sentiment analysis, *Inf. Fusion* 61 (2020) 13–23. <https://doi.org/10.1016/j.inffus.2020.03.003>.
- [404] H. Fang, N. Mac Parthaláin, A.J. Aubrey, G.K.L. Tam, R. Borgo, P.L. Rosin, P.W. Grant, D. Marshall, M. Chen, Facial expression recognition in dynamic sequences: An integrated approach, *Pattern Recognit.* 47 (2014) 1271–1281. <https://doi.org/10.1016/j.patcog.2013.09.023>.
- [405] J. Chen, B. Hu, P. Moore, X. Zhang, X. Ma, Electroencephalogram-based emotion assessment system using ontology and data mining techniques, *Appl. Soft Comput.* 30 (2015) 663–674. <https://doi.org/10.1016/j.asoc.2015.01.007>.
- [406] S. Poria, D. Hazarika, N. Majumder, G. Naik, E. Cambria, R. Mihalcea, MELD: A Multimodal Multi-Party Dataset for Emotion Recognition in Conversations, *ArXiv181002508 Cs.* (2018). <http://arxiv.org/abs/1810.02508> (accessed August 17, 2019).
- [407] S.A. Abdu, A.H. Yousef, A. Salem, Multimodal Video Sentiment Analysis Using Deep Learning Approaches, a Survey, *Inf. Fusion* 76 (2021) 204–226. <https://doi.org/10.1016/j.inffus.2021.06.003>.
- [408] S. Petridis, M. Pantic, Audiovisual Discrimination Between Speech and Laughter: Why and When Visual Information Might Help, *IEEE Trans. Multimed.* 13 (2011) 216–234. <https://doi.org/10.1109/TMM.2010.2101586>.
- [409] Devangini Patel, X. Hong, G. Zhao, Selective deep features for micro-expression recognition, in: 2016 23rd Int. Conf. Pattern Recognit. ICPR, 2016: pp. 2258–2263. <https://doi.org/10.1109/ICPR.2016.7899972>.
- [410] A.C.L. Ngo, C.W. Phan, J. See, Spontaneous Subtle Expression Recognition: Imbalanced Databases and Solutions, in: *Asian Conf. Comput. Vis.*, 2014. https://doi.org/10.1007/978-3-319-16817-3_3.
- [411] X. Jia, X. Ben, H. Yuan, K. Kpalma, W. Meng, Macro-to-micro transformation model for micro-expression recognition, *J. Comput. Sci.* 25 (2018) 289–297. <https://doi.org/10.1016/j.jocs.2017.03.016>.
- [412] H. Zhang, W. Su, J. Yu, Z. Wang, Weakly Supervised Local-Global Relation Network for Facial Expression Recognition, in: Proc. Twenty-Ninth Int. Jt. Conf. Artif. Intell., International Joint Conferences on Artificial Intelligence Organization, Yokohama, Japan, 2020: pp. 1040–1046. <https://doi.org/10.24963/ijcai.2020/145>.
- [413] B. Schuller, M. Valstar, F. Eyben, G. McKeown, R. Cowie, M. Pantic, AVEC 2011–The First International Audio/Visual Emotion Challenge, in: S. D’Mello, A. Graesser, B. Schuller, J.-C. Martin (Eds.), *Affect. Comput. Intell. Interact.*, Springer, Berlin, Heidelberg, 2011: pp. 415–424. https://doi.org/10.1007/978-3-642-24571-8_53.
- [414] F. Ringeval, A. Michaud, E. Ciftçi, H. Güleç, A.A. Salah, M. Pantic, B. Schuller, M. Valstar, R. Cowie, H. Kaya, M. Schmitt, S. Amiriparian, N. Cummins, D. Lalanne, AVEC 2018 Workshop and Challenge: Bipolar Disorder and Cross-Cultural Affect Recognition, in: Proc. 2018 Audiov. Emot. Chall. Workshop - AVEC18, ACM Press, Seoul, Republic of Korea, 2018: pp. 3–13. <https://doi.org/10.1145/3266302.3266316>.
- [415] Ercheng Pei, Xiaohan Xia, Le Yang, Dongmei Jiang, H. Sahli, Deep neural network and switching Kalman filter based continuous affect recognition, in: 2016 IEEE Int. Conf. Multimed. Expo Workshop ICMEW, 2016: pp. 1–6. <https://doi.org/10.1109/ICMEW.2016.7574729>.
- [416] Y. Song, L.-P. Morency, R. Davis, Learning a sparse codebook of facial and body microexpressions for emotion recognition, in: Proc. 15th ACM Int. Conf. Multimodal Interact., Association for Computing Machinery, New York, NY, USA, 2013: pp. 237–244. <https://doi.org/10.1145/2522848.2522851>.
- [417] M. Valstar, J. Gratch, B. Schuller, F. Ringeval, D. Lalanne, M. Torres Torres, S. Scherer, G. Stratou, R. Cowie, M. Pantic, AVEC 2016: Depression, Mood, and Emotion Recognition Workshop and Challenge, in: Proc. 6th Int. Workshop Audiov. Emot. Chall., Association for Computing Machinery, New York, NY, USA, 2016: pp. 3–10. <https://doi.org/10.1145/2988257.2988258>.
- [418] Y. Zhang, D. Song, X. Li, P. Zhang, P. Wang, L. Rong, G. Yu, B. Wang, A Quantum-Like multimodal network framework for modeling interaction dynamics in multiparty conversational sentiment analysis, *Inf. Fusion* 62 (2020) 14–31. <https://doi.org/10.1016/j.inffus.2020.04.003>.
- [419] P. Tzirakis, J. Chen, S. Zafeiriou, B. Schuller, End-to-end multimodal affect recognition in real-world environments, *Inf. Fusion* 68 (2021) 46–53. <https://doi.org/10.1016/j.inffus.2020.10.011>.
- [420] D. Camacho, M.V. Luzón, E. Cambria, New trends and applications in social media analytics, *Future Gener. Comput. Syst.* 114 (2021) 318–321. <https://doi.org/10.1016/j.future.2020.08.007>.
- [421] E. Cambria, C. Havasi, A. Hussain, SenticNet 2: A Semantic and Affective Resource for Opinion Mining and Sentiment Analysis, in: 2012: pp. 202–207.

- [422] E. Cambria, D. Olsner, D. Rajagopal, SenticNet 3: a common and common-sense knowledge base for cognition-driven sentiment analysis, in: Proc. Twenty-Eighth AAAI Conf. Artif. Intell., AAAI Press, Québec City, Québec, Canada, 2014: pp. 1515–1521.
- [423] E. Cambria, S. Poria, R. Bajpai, B. Schuller, SenticNet 4: A Semantic Resource for Sentiment Analysis Based on Conceptual Primitives, in: Osaka, Japan, 2016: pp. 2666–2677.
- [424] E. Cambria, S. Poria, D. Hazarika, K. Kwok, SenticNet 5: Discovering Conceptual Primitives for Sentiment Analysis by Means of Context Embeddings, in: 2018: pp. 1795–1802.
- [425] E. Cambria, Y. Li, F.Z. Xing, S. Poria, K. Kwok, SenticNet 6: Ensemble Application of Symbolic and Subsymbolic AI for Sentiment Analysis, in: Proc. 29th ACM Int. Conf. Inf. Knowl. Manag., ACM, Virtual Event Ireland, 2020: pp. 105–114. <https://doi.org/10.1145/3340531.3412003>.
- [426] Y. Ma, H. Peng, E. Cambria, Targeted Aspect-Based Sentiment Analysis via Embedding Commonsense Knowledge into an Attentive LSTM, in: 2018: pp. 5876–5883.
- [427] F.Z. Xing, E. Cambria, R.E. Welsch, Intelligent Asset Allocation via Market Sentiment Views, *IEEE Comput. Intell. Mag.* 13 (2018) 25–34. <https://doi.org/10.1109/MCI.2018.2866727>.
- [428] A. Picasso, S. Merello, Y. Ma, L. Oneto, E. Cambria, Technical analysis and sentiment embeddings for market trend prediction, *Expert Syst. Appl.* 135 (2019) 60–70. <https://doi.org/10.1016/j.eswa.2019.06.014>.
- [429] Y. Qian, Y. Zhang, X. Ma, H. Yu, L. Peng, EARS: Emotion-aware recommender system based on hybrid information fusion, *Inf. Fusion.* 46 (2019) 141–146. <https://doi.org/10.1016/j.inffus.2018.06.004>.
- [430] D. Xu, Z. Tian, R. Lai, X. Kong, Z. Tan, W. Shi, Deep learning based emotion analysis of microblog texts, *Inf. Fusion.* 64 (2020) 1–11. <https://doi.org/10.1016/j.inffus.2020.06.002>.
- [431] D. Yang, A. Alsadoon, P.W.C. Prasad, A.K. Singh, A. Elchouemi, An Emotion Recognition Model Based on Facial Recognition in Virtual Learning Environment, *Procedia Comput. Sci.* 125 (2018) 2–10. <https://doi.org/10.1016/j.procs.2017.12.003>.
- [432] C. Zuheros, E. Martínez-Cámara, E. Herrera-Viedma, F. Herrera, Sentiment Analysis based Multi-Person Multi-criteria Decision Making methodology using natural language processing and deep learning for smarter decision aid. Case study of restaurant choice using TripAdvisor reviews, *Inf. Fusion.* 68 (2021) 22–36. <https://doi.org/10.1016/j.inffus.2020.10.019>.
- [433] L. Zhang, B. Verma, D. Tjondronegoro, V. Chandran, Facial Expression Analysis under Partial Occlusion: A Survey, *ACM Comput. Surv.* 51 (2018) 1–49. <https://doi.org/10.1145/3158369>.
- [434] N. Savva, A. Scarinzi, N. Bianchi-Berthouze, Continuous Recognition of Player’s Affective Body Expression as Dynamic Quality of Aesthetic Experience, *IEEE Trans. Comput. Intell. AI Games.* 4 (2012) 199–212. <https://doi.org/10.1109/TCLIAIG.2012.2202663>.
- [435] K. Kaza, A. Psaltis, K. Stefanidis, K.C. Apostolakis, S. Themos, K. Dimitropoulos, P. Daras, Body Motion Analysis for Emotion Recognition in Serious Games, in: M. Antona, C. Stephanidis (Eds.), *Univ. Access Hum.-Comput. Interact. Interact. Tech. Environ.*, Springer International Publishing, Cham, 2016: pp. 33–42. https://doi.org/10.1007/978-3-319-40244-4_4.
- [436] W. Dong, L. Yang, R. Gravina, G. Fortino, ANFIS fusion algorithm for eye movement recognition via soft multi-functional electronic skin, *Inf. Fusion.* 71 (2021) 99–108. <https://doi.org/10.1016/j.inffus.2021.02.003>.
- [437] H. Cai, Z. Qu, Z. Li, Y. Zhang, X. Hu, B. Hu, Feature-level fusion approaches based on multimodal EEG data for depression recognition, *Inf. Fusion.* 59 (2020) 127–138. <https://doi.org/10.1016/j.inffus.2020.01.008>.
- [438] S. Piana, A. Staglianò, A. Camurri, A set of Full-Body Movement Features for Emotion Recognition to Help Children affected by Autism Spectrum Condition, in: 2013: p. 7.
- [439] L.O. Sawada, L.Y. Mano, J.R. Torres Neto, J. Ueyama, A module-based framework to emotion recognition by speech: a case study in clinical simulation, *J. Ambient Intell. Humaniz. Comput.* (2019). <https://doi.org/10.1007/s12652-019-01280-8>.
- [440] E. Kanjo, E.M.G. Younis, C.S. Ang, Deep learning analysis of mobile physiological, environmental and location sensor data for emotion detection, *Inf. Fusion.* 49 (2019) 46–56. <https://doi.org/10.1016/j.inffus.2018.09.001>.
- [441] D.H. Kim, M.K. Lee, D.Y. Choi, B.C. Song, Multi-modal emotion recognition using semi-supervised learning and multiple neural networks in the wild, in: Proc. 19th ACM Int. Conf. Multimodal Interact., Association for Computing Machinery, New York, NY, USA, 2017: pp. 529–535. <https://doi.org/10.1145/3136755.3143005>.
- [442] A. Tsiami, P. Koutras, N. Efthymiou, P.P. Filntisis, G. Potamianos, P. Maragos, Multi3: Multi-Sensory Perception System for Multi-Modal Child Interaction with Multiple Robots, in: 2018 IEEE Int. Conf. Robot. Autom. ICRA, 2018: pp. 4585–4592. <https://doi.org/10.1109/ICRA.2018.8461210>.