

# Towards Visual-Prompt Temporal Answering Grounding in Medical Instructional Video

Bin Li<sup>1\*</sup>, Yixuan Weng<sup>2\*†</sup>, Bin Sun<sup>1</sup>, Shutao Li<sup>1‡</sup>

<sup>1</sup>College of Electrical and Information Engineering, Hunan University, Changsha, China

<sup>2</sup>National Laboratory of Pattern Recognition Institute of Automation, Chinese Academy Sciences, Beijing, China  
 {libincn,sunbin611,shutao\_li}@hnu.edu.com  
 wengsyx@gmail.com

## ABSTRACT

The temporal answering grounding in the video (TAGV) is a new task naturally deriving from temporal sentence grounding in the video (TSGV). Given an untrimmed video and a text question, this task aims at locating the matching span from the video that can semantically answer the question. Existing methods tend to formulate the TAGV task with a visual span-based question answering (QA) approach by matching the visual frame span queried by the text question. However, due to the weak correlations and huge gaps in semantics in features between the textual question and visual answer, existing methods adopting visual span predictor fail to perform well in the TAGV task. In this work, we propose a visual-prompt text span localizing (VPTSL) method, which enhances the text span localization in the pre-trained language model (PLM) with the visual highlight features. Specifically, the context query attention is utilized to perform cross-modal modeling between the textual and visual features. Then, the highlight features are obtained through the highlight module with a linear layer to provide the visual prompt. To alleviate the differences in semantics and correlations between textual and visual features, we design the text span predictor by encoding the question, the subtitles, and the visual prompt in the PLM. As a result, the TAGV task is formulated to predict the span of subtitles matching the answering frame timeline. Extensive experiments on the medical instructional dataset, namely MedVidQA, show that the proposed VPTSL outperforms other state-of-the-art (SOTA) methods by 28.36 in mIOU score with a large margin, which demonstrates the effectiveness of visual prompt and the text span predictor.

## CCS CONCEPTS

• Information systems → Video search; • Computing methodologies → Neural networks.

\*These authors contribute equally to this work.

†Work done during an internship at Chinese Academy Sciences.

‡Corresponding author.

§The work is under process.

Permission to make digital or hard copies of all or part of this work for personal or classroom use is granted without fee provided that copies are not made or distributed for profit or commercial advantage and that copies bear this notice and the full citation on the first page. Copyrights for components of this work owned by others than ACM must be honored. Abstracting with credit is permitted. To copy otherwise, or republish, to post on servers or to redistribute to lists, requires prior specific permission and/or a fee. Request permissions from permissions@acm.org.

MM '22, October 10–14, 2022, Virtual Event, Portugal

© 2022 Association for Computing Machinery.

ACM ISBN 978-1-4503-8651-7/22/10...\$15.00

<https://doi.org/10.1145/3474085.xxxxxxx>

## KEYWORDS

Temporal Sentence Grounding; Temporal Answering Grounding; Visual-prompt Learning; Vision-language Understanding

## ACM Reference Format:

Bin Li, Yixuan Weng, Bin Sun, Shutao Li. 2022. Towards Visual-Prompt Temporal Answering Grounding in Medical Instructional Video. In *Proceedings of the 30th ACM International Conference on Multimedia (MM '22)*, October 10–14, 2022, Virtual Event, Portugal. ACM, New York, NY, USA, 9 pages. <https://doi.org/10.1145/3474085.xxxxxxx>

## 1 INTRODUCTION

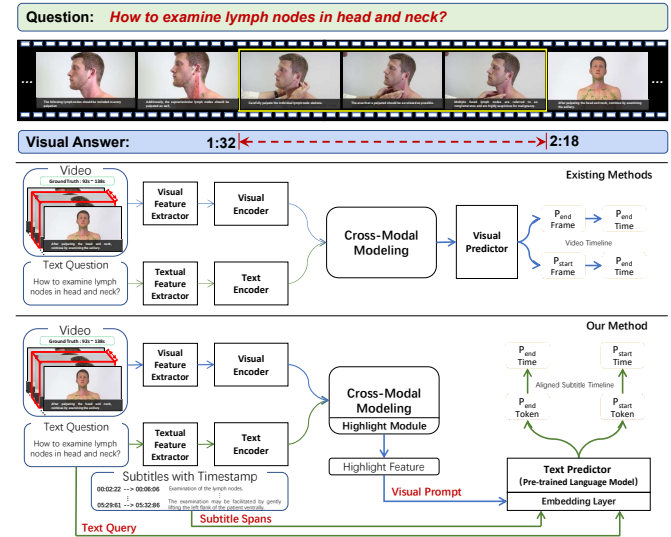


Figure 1: Figure borrowed from the paper borrowed from paper [1], where the upper is the illustration of the temporal answering localization in the medical instructional video. The visual answering with the subtitles locates in the video to perform a demonstration. Below are the differences between the existing method and our method.

“Hey, Siri, could you please show me how to examine lymph nodes in the head and neck?” Then, the video containing the right processes comes into our eyes... Recently, the surge in availability of online videos has changed the way of acquiring information and knowledge [2–4]. Many people prefer instructional videos to teach or learn how to accomplish a particular task with a series of step-by-step procedures [5]. The temporal answering grounding in the video

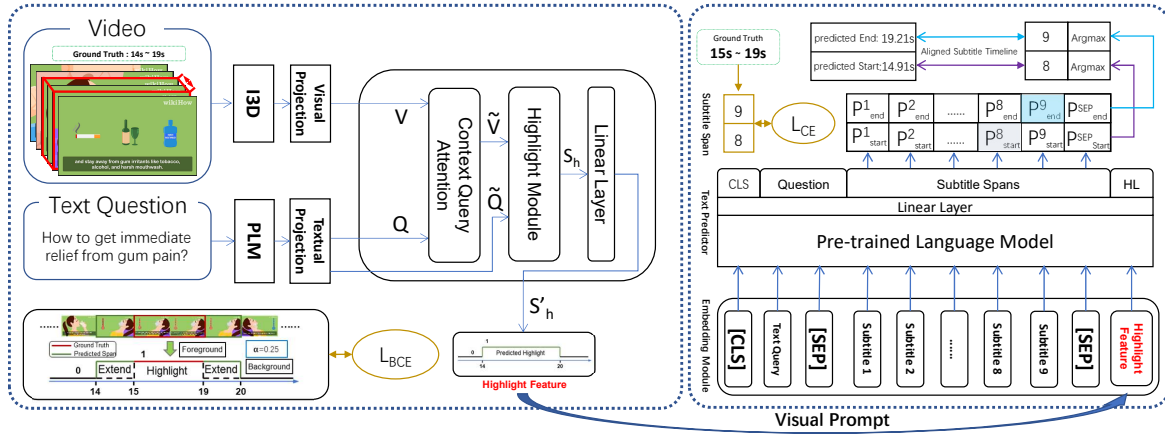


Figure 2: Overview of the proposed Visual-Prompt Text Span Localization (VPTSL) method.

(TAGV) is a new task that has attracted increasing attention due to the visual and verbal communication at the same time in an effective and efficient manner [1, 6]. The goal of the TAGV task is to find the matching video answer span corresponding to its question, aka., visual answering localization. As the natural development from temporal sentence grounding in the video (TSGV) [7, 8], the TAGV task is challenging since there are huge gaps between two different modalities. The textual question is in-consecutive in a syntactic structure, while the video is continuous within adjacent frames [9]. People can easily answer through natural language but are hard to act without the moment guidance in the video to demonstrate their answers. As shown at the top of Figure 1, which is borrowed from the original work [1] with the original author’s permission or change. As we can see from that, the question presents “How to examine lymph nodes in a head and neck”. Indeed, the entire video can not be considered as the answer to the given question. The particular temporal answering segment corresponding to its question is preferred to be selected. How to design a cross-multimodal method that can correctly locate the correct video timeline is still one of the key points in the current research [10].

Many efforts have been made to realize a reliable and accurate natural language temporal localization in the video [10–12], where similar tasks are proved to be important for cross-modal understanding, such as video moment retrieval [13], and video question answering [14]. However, existing methods perform poorly in this new TAGV task, because the query to be retrieved is the question and the answer to the question is located on the video timeline. Similar to the question answering (QA) problem in the natural language processing (NLP) field, we resort to the existing span-based grounding methods [10, 12] to address the TAGV problem.

As shown in the middle of Figure 1, the existing span-based methods tend to encode video and text separately for feature encoding and adopt cross-modal modeling to construct feature representations in the same space. The visual answer spans can be located with the head and tail in the video frame. However, there is a huge difference in the semantic information between text and video [15, 16], where the located video spans queried by the text question will be biased. Moreover, the weak correlations between text queries and

video frames will lead to insufficient representation for an answer [17].

To address the above issues, we propose a visual-prompt text span localization (VPTSL) method, which aims to adopt visual highlight features to enhance the text span localization with pre-trained language model (PLM) [18]. Different from the existing methods, we leverage the highlight feature as the visual prompt to enhance textual features from the PLM, where the joint semantic representations can be learned together. Given a text question, the subtitle with the timestamp corresponding to the visual answer is formulated to be predicted as the final result. We illustrate the proposed VPTSL method at the bottom of Figure 1.

Our main contributions are three-fold:

- To the best of our knowledge, this is the very first attempt to apply the text predictor for solving the temporal answering grounding problem, where the timestamp of the subtitle corresponding to the visual answer is formulated for prediction.
- The highlight features are designed to prompt the visual information for the textual features, where the verbal and the visual part of the video can be jointly learned through the PLM.
- Extensive experiments are performed to demonstrate the effectiveness of the proposed VPTSL on the medical instructional dataset (MedVidQA), in which we achieve 28.36 in mIOU score by a large margin compared with other competitive state-of-the-art methods.

## 2 MAIN METHOD

We propose the Visual-Prompt Text Span Localization (VPTSL) method for the TAGV task, whose goal is to predict the span of the subtitle timestamp matching the answering frame timeline with the pre-trained language model. The overview of VPTSL is illustrated in Figure 2, which consists of four components: (1) cross-modality modeling: the visual and the textual features are processed through the cross-modal interaction. (2) Video-text highlighting, i.e., to use the text question to query the video frames for obtaining the highlight feature. (3) Visual prompt: highlight feature is adopted to prompt the pre-trained language model, where the textual features

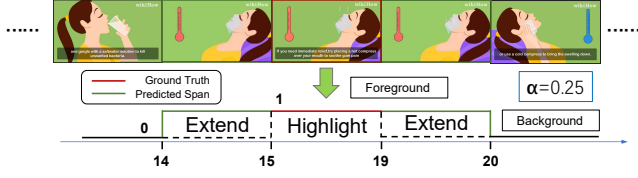


Figure 3: The illustration of visual Highlighting.

can capture the visual information while jointly learning. (4) Text predictor, i.e., the textual tokens with highlight prompts are encoded through the pre-trained language model to predict the subtitle timestamp spans. Finally, training and inference are introduced in detail.

## 2.1 Cross-modal Modeling

Given an untrimmed video as  $V = \{f_t\}_{t=1}^T$  and the text question as  $Q = \{q_j\}_{j=1}^k$ , where  $T$  and  $k$  are the number of frames and tokens, respectively. For obtaining the well-formed semantic representations of two modalities, we will elaborate on feature extractor and cross-modal interaction.

**2.1.1 Feature Extractor.** For each video  $V$ , we extract frames (16 frames per second) and then obtain the corresponding RGB visual features  $V' = \{v_i\}_{i=1}^n \in \mathbb{R}^{n \times d_v}$  with a 3D ConvNet (I3D) pre-trained on the Kinetics dataset [19], where  $n$  is the number of extracted features and  $d_v$  is the dimension of the visual features. The extracted features is sent to a visual projection for obtaining the visual feature  $V \in \mathbb{R}^{n \times d_v}$ . The visual projection is designed as the Conv1D [20] module with dropout (p=0.1). For the text question part, we pass the question to the tokenizer to obtain the tokenized tokens. Then, the textual tokens are encoded through the DeBEATa pre-trained language model [21] for obtaining the well-formed textual features  $\{w_1, w_2, \dots, w_m\} \in \mathbb{R}^{m \times d_w}$ , where the  $m$  is the length of text question and the  $d_w$  is the dimension of output encoding. After performing the Linear projection, the final textual features  $Q \in \mathbb{R}^{m \times d_t}$ , where the  $d_t$  is the same dimension as the  $d_v$  ( $d_t = d_v$ ).

**2.1.2 Cross-modal Interaction.** After obtaining both the visual ( $V$ ) and textual ( $Q$ ) features, we perform the Context Query Attention, which is inspired by the work [10]. This module aims to capture the cross-modal interactions through context-to-query ( $\mathcal{A}$ ) and query-to-context ( $\mathcal{B}$ ) process. The attention weights are computed as:

$$\mathcal{A} = S_r \cdot Q \in \mathbb{R}^{n \times d_t}, \mathcal{B} = S_c^T \cdot V \in \mathbb{R}^{n \times d_v}$$

where  $S_r$  and  $S_c$  are the row-wise and column-wise normalization of  $S$  by SoftMax, respectively. Finally, the output of context-query attention is written as:

$$\tilde{V} = FFN([V; \mathcal{A}; V \odot \mathcal{A}; V \odot \mathcal{B}]) \quad (1)$$

where  $\tilde{V} \in \mathbb{R}^{n \times d_v}$ ,  $FFN$  is a single feed-forward layer;  $\odot$  denotes element-wise multiplication.

## 2.2 Highlight Module

**2.2.1 Visual Highlighting.** Inspired by the work [10], we design the visual highlight module, which aims to percept the non-verbal part in the videos. As shown in the 3, the ground truth locates in the

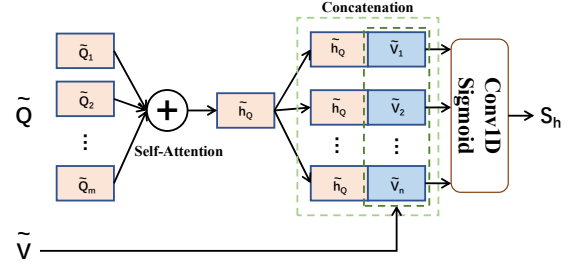


Figure 4: The structure of Highlighting module.

verbal part, which contains the subtitles. However, for an instructional video, the non-verbal part also counts a lot, so the highlight module is designed to enlarge the ground truth of text span. Specifically, we consider the verbal part as the foreground and the rest are the background in the video. The target text span boundaries are enlarged to cover the verbal and the non-verbal information, where the extension ratio is controlled by the hyperparameter  $\alpha$ . The highlighted time span is calculated as follows

$$T_{Highlight} = t^e - t^s, \quad (2)$$

where  $T_{Highlight}$  is the highlight time span, the  $t^e$  is the end ground truth time, while the  $t^s$  is the start ground truth time.

Similar to the work [10], we extend the none-verbal frames in the video as the extend part, which can be calculated as

$$T_{extend} = T_{Highlight} * (\alpha + 1) \quad (3)$$

where  $T_{extend}$  is the extend time, the  $\alpha$  is the hyperparameter.

The textual features into the Highlight Module are denoted as  $\tilde{Q}$ , where the  $\tilde{Q} = [\tilde{Q}_1, \tilde{Q}_2, \dots, \tilde{Q}_m] \in \mathbb{R}^{m \times d_t}$ . The self-attention mechanism [22] is performed to obtain the textual features  $\tilde{h}_Q \in \mathbb{R}^{1 \times d_t}$ . Then  $\tilde{h}_Q$  is concatenated with each feature in  $\tilde{V}$  as  $\tilde{V} = [\tilde{v}_1, \dots, \tilde{v}_n] \in \mathbb{R}^{n \times d_v}$ , where  $\tilde{v}_i^q = [\tilde{h}_Q; \tilde{v}_i]$ . The highlighting score is computed as:

$$S_h = \sigma(\text{Conv1D}(\tilde{v}_i^q))$$

where  $\sigma$  denotes Sigmoid activation;  $S_h \in \mathbb{R}^n$ .

The highlighted features are calculated by:

$$S'_h = \text{Linear}(S_h) \quad (4)$$

**2.2.2 Highlight Optimization.** Accordingly, the highlight loss is computed with the BCE loss function, which is formulated as:

$$\mathcal{L}_{highlight} = f_{BCE}(S'_h, T_{extend}) \quad (5)$$

Moreover, the Highlight Module is trained in an end-to-end manner, where one of the total loss can be written as the  $\mathcal{L}_1$ , which is shown as follows

$$\mathcal{L}_1 = \mathcal{L}_{highlight} \quad (6)$$

## 2.3 Visual Prompt

**2.3.1 Prompt Designing.** We use the visual highlight features as the visual token for prompting the pre-trained language model. Specifically, the highlight feature has the same dimension as the input text tokens. On the one hand, the visual prompt covers the non-verbal part that the text token may lack. On the other hand, the visual prompt is supervised by the visual frames, where some

---

**Algorithm 1** Aligned Subtitle Answer Span Selection

---

**Input:** Subtitle collections  $D$  with time stamp, where each subtitle has its corresponding timestamp ( $d_{start}, d_{end}$ ); Start time of the visual answer  $\tau_s$ ; End time of visual answer  $\tau_e$ ;

**Output:** Subtitle start and end time ( $R_S, R_E$ )

```
TimeStartmin  $\leftarrow +\infty$ 
TimeEndmin  $\leftarrow +\infty$ 
for  $i \in D$  do
  if  $|i.d_{start} - \tau_s| < \text{TimeStart}_{min}$  then
    TimeStartmin  $\leftarrow |i.d_{start} - \tau_s|$ 
     $R_S \leftarrow i.d_{start}$ 
  end if
  if  $|i.d_{end} - \tau_e| \leq \text{TimeEnd}_{min}$  then
    TimeEndmin  $\leftarrow |i.d_{end} - \tau_e|$ 
     $R_E \leftarrow i.d_{end}$ 
  end if
end for
```

---

visual features can provide the extra knowledge for the pre-trained model when prompt tuning [23].

**2.3.2 Prompt Tuning.** Prompt tuning is considered to be a wise choice to enhance the pre-trained model with extra knowledge [24, 25]. Intuitively, the prompt feature is used as the visual token which concatenates with the text query (question) and the video subtitles. The [CLS] is placed at the head of the input token, while the [SEP] is used as the separator. After concatenation, each subtitle is segmented by the subtitle span, which is used for text span prediction. Then the embedding module is adopted for learning the textual and visual features jointly in the same vector space.

## 2.4 Text Predictor

The text predictor is designed to predict the subtitle answer span corresponded to its visual answers. In this section, we first elaborate on the subtitle answer span selection algorithm for selecting the most proper subtitle answer span. Then, the subtitle span prediction is introduced for obtaining the final subtitle timeline.

**2.4.1 Subtitle Answer Span Selection.** Subtitle answer span selection aims to select the most approaching text subtitle span corresponding to its visual answer. As a result, we design the aligned subtitle answer span selection for further text span prediction. As shown in the Algorithm 1, we use the subtitle collections  $D$  of the video to locate the most approaching start and end time of the visual answers ( $T_S, T_E$ ). It is noted that the algorithm has its limitation as the selected part of the subtitle may be inaccurate. A precise subtitle timeline location may improve the final prediction performance. We leave these to the future work.

**2.4.2 Subtitle Span Prediction.** The  $\tau^s$  and  $\tau^e$  represent the start and end time of the temporal moment that answers the question. Different from the visual span proposed by work [10, 12], we formulate the span timeline prediction as finding its corresponding subtitle timestamp. This problem is formulated as the SQuAD [26] style triples (Context, Question, Answer), where the more efficient method to locate subtitles span can be designed. As a result, we design a text span predictor based on a pre-trained language model.

The input is appended with the visual prompt method, where the textual and visual tokens are learned jointly in the pre-trained model. Specifically, we use DeBERTa for feature encoding. Each token is segmented in the subtitle span, which has a probability of being selected head and tail. Therefore, subtitle span-based prediction can be performed by the cross-entropy optimization token by token.

As shown in Figure 2, the ground truth visual timeline is [15, 19]. This frame timeline can be transferred into the subtitle span stamp, which locates in spans 8 and 9. The start predicted point shown in the Figure 2 is located in the  $P_{start}^8$ , while the end point locates in the  $P_{start}^9$ . So the corresponding subtitle stamp can be used as the final results [14.91, 19.21]. It is noticed that the token-level segment may present errors between the subtitle span timeline and the ground truth span timeline. As mentioned in the section 2.4.1, we leave these parts for future work, where more precise subtitle timeline selection may bring more accuracy for the final results. Next, we will introduce the details of subtitle span prediction.

Let  $\text{DeBERTa}(\cdot)$  be the pre-trained model. We first obtain the hidden representation as

$$h = \text{DeBERTa}(x) \in \mathbb{R}^{r_h * |x|} \quad (7)$$

where  $|x|$  is the length of the input sequence and  $r_h$  is the size of the hidden dimension.

Then the hidden representation is passed to two separate dense layers followed by softmax functions:

$$l_1 = \text{softmax}(W_1 \cdot h + b_1) \quad (8)$$

$$l_2 = \text{softmax}(W_2 \cdot h + b_2) \quad (9)$$

where  $W_1, W_2 \in \mathbb{R}^{r_h}$  and  $b_1, b_2 \in \mathbb{R}$ . The softmax is applied along the dimension of the sequence.

The output is a span across the positions in  $d$ , indicated by two pointers (indexes)  $s$  and  $e$  computed from  $l_1$  and  $l_2$ :

$$s = \arg \max_{start} (l_1) \quad (10)$$

$$e = \arg \max_{end} (l_2) \quad (11)$$

where equation 10 represents the start token of the start span, while the equation 11 shows the end token of the end span.

As such, the final visual answer span will always be aligned with the text predicted text span, which is presented as  $[start, end]$ . The text prediction loss is optimized by minimizing the following loss:

$$\mathcal{L} = \mathcal{L}_{\text{text\_span}} \quad (12)$$

## 2.5 Training and Inference.

**2.5.1 Training.** The total optimizing function is presented as follows.

$$\mathcal{L}_{total} = \lambda * \mathcal{L}_{\text{highlight}} + \mathcal{L}_{\text{text\_span}} \quad (13)$$

where the  $\lambda$  is the hyper-parameter for tuning the total loss, the  $\mathcal{L}_{\text{highlight}}$  part provides the non-verbal information and the  $\mathcal{L}_{\text{text\_span}}$  covers the verbal text information.

**2.5.2 Inference.** We simply take the visual highlight feature to prompt the pre-trained language model, where the highlighted part contains the visual information. The text predictor performs prediction after encoding the text tokens and the visual token by the pre-trained language model. The predicted start token locates the start span, while the predicted token locates the end span.

### 3 EXPERIMENTS

In this section, we first introduce the dataset in our experiments. Then, we elaborate on the evaluation metrics and describe the competitive state-of-the-art methods. Finally, we present the implementation in detail.

#### 3.1 Datasets

Medical Video Question Answering (**MedVidQA**) datasets [1] is the first video question answering (VQA) dataset [27] constructed in natural language video localization (NLVL) [28, 29], which aim to provide medical instructional video with text question query. Three medical informatics experts were asked to formulate the medical and health-related instructional questions by watching the given video. They were required to localize the visual answer to those instructional questions by providing their timestamps in the video.

It is composed of 899 videos with 3010 questions and the corresponding visual answers. And its mean video duration is 383.29 seconds. The MedVidQA provides caption information of the original video and visual feature information extracted using the 3D ConvNet (I3D) which was pre-trained on the Kinetics dataset [19]. We follow the official data split, where 2710, 145, and 155 questions and visual answers are used for training, validation, and testing respectively.

#### 3.2 Evaluation Metrics

Following prior works [1, 29–32], we adopt “R@n, IoU =  $\mu$ ” and “mIoU” as the evaluation metrics, which treats localization of the frames in the video as a span prediction task similar to answer span prediction [33, 34] in text-based question answering. The “R@n, IoU =  $\mu$ ” denotes the percentage of language queries having at least one result whose Inter-section over Union (IoU) with ground truth is larger than  $\mu$  in top-n retrieved moments. “mIoU” is the average IoU over all testing samples. In our experiments, we use  $n = 1$  and  $\mu \in 0.3, 0.5, 0.7$ . The calculation equation is shown as follows

$$mIoU = \left( \sum_{i=1}^n \frac{A_n \cap B_n}{A_n \cup B_n} \right) / n \quad (14)$$

where  $A$  and  $B$  represent different span collections.

#### 3.3 Comparison with State-of-the-Art Methods

We compare our VPTSL with several state-of-the-art (SOTA) methods on the MedVidQA [1] datasets. Notably, we uniformly set the same I3D feature [19] and text feature extraction model, i.e., DeBERTa pre-trained language model, for all methods to ensure fairness.

**TMLGA** [15] is the model with a dynamic filter, which adaptively transfers language information to visual domain attention map. A new loss function is designed to guide the model with the

most relevant part of the video, and soft labels are performed to cope with annotation uncertainties.

**VSLBase** [32] is a standard span-based QA framework. Specifically, visual features are analogous to that of text passage, where the target moment is regarded as the answer span. The VSLBase is trained to predict the start and end times of the visual answer span.

**VSLNet** [32] introduces a Query-Guided Highlighting (QGH) strategy to further enhance the VSLBase model. The VSLNet regards the target moment and its adjacent contexts as foreground, while the rest as background, i.e., foreground covers a slightly longer span than the answer span.

**VSLNet-L** [35] incorporates the concepts from multi-paragraph question answering [36] by applying a multi-scale split-and-concatenation strategy to address the performance degradation on a long video. Long videos are segmented into multiple short clips. The hierarchical searching strategy is designed for more accurate moment localization.

**ACRM** [16] predicts the temporal grounding based on an interaction modeling between vision and language modalities. Specifically, the attention module is introduced to automatically assign hidden features to query text with richer semantic information, which is considered to be more important for finding relevant video content. Moreover, the additional predictor is designed for utilizing the internal frames during training to improve the localization accuracy.

**RaNet**[37] represent the relation-aware network, which formulates temporal language grounding in the video inspired by reading comprehension [38]. The framework of RaNet is designed to select a grounding moment from the predefined answer collections with the aid of coarse-and-fine choice-query interaction and choice-choice relation construction. The choice-query interactor is proposed to match the visual and textual information simultaneously in sentence-moment and token-moment levels, leading to a coarse-and-fine cross-modal interaction.

#### 3.4 Implementation Details

For fair comparisons, we apply the same multimodal features for all the experiments for all the compared methods. Specifically, for the textual features, we use the DeBERTa-v3 [21] as the pre-trained language model, which originates from DeBERTa<sup>1</sup> model with 24 layers and a hidden size of 1024. It has 304M backbone parameters with a vocabulary containing 128K tokens, which introduces 131M parameters in the embedding layer. For visual features, all different methods adopt the officially provided I3D features [19]  $V = \{v_1, v_2, \dots, v_n\} \in \mathbb{R}^{n \times d_o}$  as the visual input. We reproduce the compared method with the Pytorch<sup>2</sup> [39] on three NVIDIA A100 GPUs, where all the implementations use the hugging-face<sup>3</sup> [40] framework. For the re-initiated layers, we set the dimension of all the hidden layers in the model as 1024 while the kernel size of convolution layers [41] is set to 7. The head size of multi-head attention [22] is 32. The baselines with visual predictors are reproduced by the original papers, where the subtitles with the text question are also added for further comparisons. The text predictor is initialized with another DeBERTa-v3 pre-trained language model,

<sup>1</sup><https://huggingface.co/microsoft/deberta-v3-large>

<sup>2</sup><https://pytorch.org>

<sup>3</sup><https://github.com/huggingface/transformers>

Models		IoU=0.3	IoU=0.5	IoU=0.7	mIoU
Random Mode		8.38	1.93	1.21	6.89
Random Guess		7.74	3.22	0.64	5.96
VSLBase[32](2020)	with subtitle	26.12	12.14	6.85	20.15
	w/o subtitle	27.66	14.19	6.99	21.01
TMLGA[15](2020)	with subtitle	23.23	15.48	9.68	19.80
	w/o subtitle	23.87	14.84	6.21	20.49
VSLNet[32](2020)	with subtitle	33.10	16.55	7.74	22.23
	w/o subtitle	30.32	16.61	8.39	22.41
VSLNet-L[35](2021)	with subtitle	31.61	17.41	9.03	23.07
	w/o subtitle	29.03	16.77	10.32	23.09
ACRM[16](2021)	with subtitle	26.90	18.06	12.90	23.70
	w/o subtitle	24.83	16.55	10.96	22.89
RaNet[16](2021)	with subtitle	<u>35.48</u>	<u>26.45</u>	14.84	<u>29.45</u>
	w/o subtitle	32.90	20.64	<u>15.48</u>	27.48
VPTSL		<b>77.42</b> (+41.94↑)	<b>61.94</b> (+35.49↑)	<b>44.52</b> (+29.04↑)	<b>57.81</b> (+28.36↑)

Table 1: Performance comparison of the variants of SOTA methods on MedVidQA dataset. Here with subtitle means that the subtitle text in the video is added to the text features. We highlight the best score in each column in bold, and the second best score with underline. We will also show the improvement between VPTSL and second place.

Text Feature	Iou=0.3	Iou=0.5	Iou=0.7	mIOU
Word2vec	26.896	15.862	<b>11.724</b>	19.320
PLM	<b>33.103</b>	<b>16.551</b>	8.965	<b>22.226</b>

Table 2: Compare whether to use the pre-trained language model (PLM) for VSLNet in MedVidQA

Experimental Item	Iou=0.3	Iou=0.5	Iou=0.7	mIOU
W/o highlight loss	76.13	60.65	43.87	57.44
W/o Visual Feature	72.90	56.13	40.00	54.91
W/o Prompt	70.97	59.35	43.87	55.41
W/o PLM	20.65	10.97	4.52	18.83
VPTSL	<b>77.42</b>	<b>61.94</b>	<b>44.52</b>	<b>57.81</b>

Table 3: Results of ablation experiments on the MedVidQA dataset.

where the subtitles are essential to the proposed method. We use the AdamW[42] as the optimizer and the learning rate is set to  $1e-5$  with the warm-up [43]. The batch size is 4. Moreover, we set the maximum length of 1800, and delete the excess part. The linear decay of learning rate and gradient clipping of  $1e-6$  and the dropout [44] is set to 0.1 which is applied to prevent overfitting.

All hyperparameters of all the compared methods are tuned on the valid set. In all our experiments, at the end of each epoch of training, we will test in the valid set and select the model with the highest score (mainly depends on mIOU) to predict in the test dataset. All the experimental results were repeated three times before reporting the results in the test dataset.

## 4 EXPERIMENTAL RESULTS

### 4.1 Main Results

The experimental results of the performance compared with the various SOTA methods on the MedVidQA dataset are shown in

Table 1, where part of the results is in line with the work [1]. The further conclusions are that our method outperforms all the metrics of each baseline, including IOU= 0.3, 0.5, 0.7, and mIOU scores. What excites us is that the text predictor can achieve better results than the previous SOTA method with a visual predictor by a large margin in the mIOU score (28.36), indicating that the textual predictor is superior to the visual predictor in locating the visual answer queried by the text question. The reason may be that the powerful pre-trained language model can leverage more strong semantics from the subtitles given the text question. Moreover, we also add the subtitles to each baseline with visual predictor for a fair comparison, where the question with the subtitles of the video are concatenated with [SEP] for obtaining the text features. It can be found that the final results can be improved with the subtitles augmentation. However, the visual predictor still performs poorly in locating the relevant visual frame span. We assume that may originate from the semantic gaps between the textual and visual features.

### 4.2 Ablation Studies

We first investigate the effectiveness of the pre-trained model. The results of whether the SOTA method VSLNet using the pre-trained model are shown in Table 2. As we can see, only using the word2vec to initial the embedding layer achieves worse performance. In particular, the PLM can improve semantic understanding, which results in an improvement of 2.906 in terms of mIOU. It convincingly demonstrates the improvement contributed by the pre-trained can improve the video understanding as for the TAGV problem for visual-span based method.

Then we study the ablation of the proposal part, as shown in 5. The results show that the method can be enhanced with the help of hints and text. When there is no highlight supervision, the performance will drop slightly. When the prompt module is removed, it is reduced by 2.4 mIOU compared to the original foundation. When



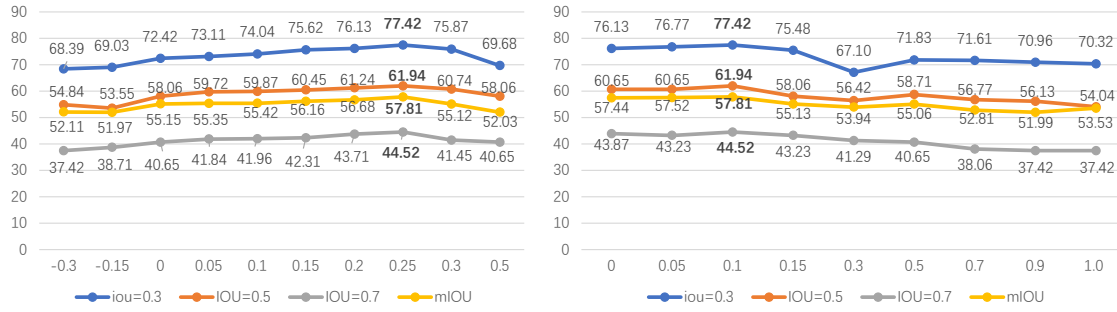


Figure 5: Ablation study of super parameters  $\alpha$  and  $\lambda$  mentioned in the section 2 of the proposed VPTSL.

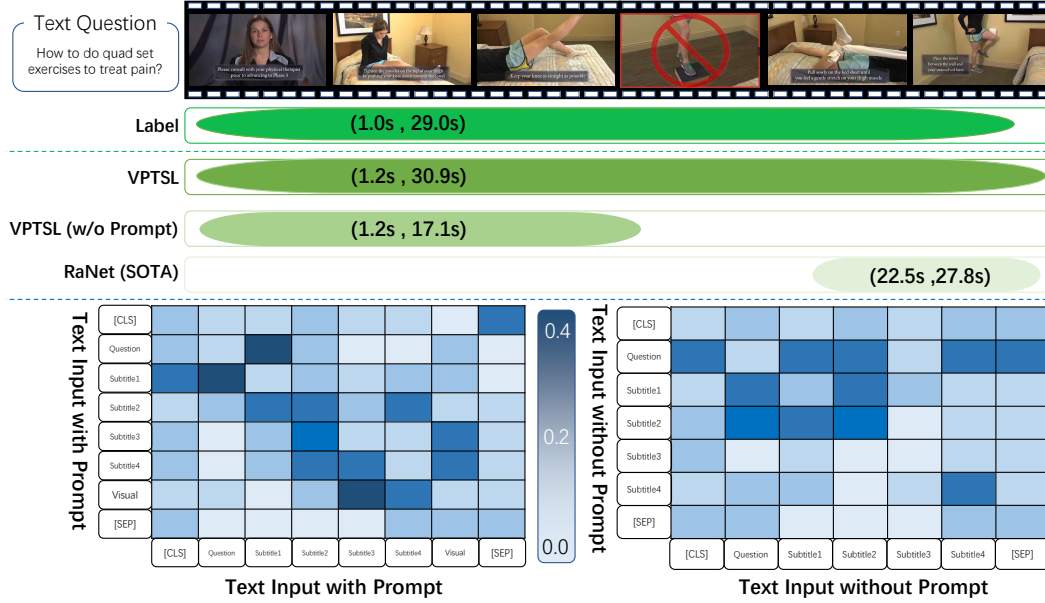


Figure 6: Case study of the proposed method compared with SOTA method, where the embedding weights are visualized for proving the effectiveness of the visual prompt.

the pre-trained language model is removed, the text prediction ability is greatly reduced. So the performance improvement still comes from the strong understanding ability of the pre-trained model.

We also analyze the performances under different hyperparameters in the experiment. As shown in the left of Figure 5, we show the performances of different values of extending  $\alpha$  on the final result. It can be found from the ablation diagram that when the extend is 0.25, the best result is obtained. When the  $\alpha$  becomes larger, it will decrease the performance of the final prediction result, which may be due to the non-visual part affecting the understanding of the input text. At the same time, when extend number is less than 0, the text input range will be insufficient, which results in bad performance.

Meanwhile, we also study the influence of the visual prompt loss for the proposed method. From the right side of Figure 5, it can be found that the best results can be achieved when  $\lambda$  is 0.1. Compared with no visual supervision, visual information can provide more contextual information for the prediction.

### 4.3 Case Study

We present the case study for the TAGV task shown in Figure 6. As we can see that, the proposed VPTSL has a better performance than the SOTA method (RaNet), where more precise subtitle spans are predicted by the text predictor. Moreover, we compare the performance of whether to use prompt tuning in the prediction. It can be further concluded that the visual prompt can bridge the non-verbal part and the verbal part, bringing improvement to the final prediction.

What's more, we also provide the visualization of the features in the embedding layer of the proposed method. As shown in the bottom of Figure 6, the visualization gives the insight for us to dive into the function of the prompt. The visual prompt features can bridge the verbal part and the non-verbal part, where the attention weight for subtitles 3 and 4 can be awarded by the visual prompt. As a result, the pre-trained language model will focus more on these non-verbal parts, which results in more precise visual answer prediction.

## 5 CONCLUSION

In this paper, we propose the visual prompt text span localizing (VPTSL) method to make full use of complementary information of textual and visual semantic representations for temporal answering grounding in the video (TAGV). To this end, we first model the cross-modal information and propose the visual prompt for enhancing the pre-trained language model. The text predictor is designed for modelling the textual and visual representation for subtitle span prediction. The main results and ablation studies on the proposed method in the TAGV benchmarks significantly demonstrate the effectiveness of the VPTSL. In the future, the more precise and efficient method to perform subtitle location with visual augmentation is yet to be explored.

## ACKNOWLEDGEMENT

This work is supported by the National Key R&D Program of China (2018YFB1305200), the National Natural Science Fund of China (62171183).

## REFERENCES

- [1] Deepak Gupta, Kush Attal, and Dina Demner-Fushman. A Dataset for Medical Instructional Video Classification and Question Answering. *arXiv preprint arXiv:2201.12888*, 2022.
- [2] Mathew Monfort, SouYoung Jin, Alexander Liu, David Harwath, Rogerio Feris, James Glass, and Aude Oliva. Spoken moments: Learning joint audio-visual representations from video descriptions. In *Proceedings of the IEEE/CVF Conference on Computer Vision and Pattern Recognition*, pages 14871–14881, 2021.
- [3] Nitin Arvind Shelke and Singara Singh Kasana. A comprehensive survey on passive techniques for digital video forgery detection. *Multimedia Tools and Applications*, 80(4):6247–6310, 2021.
- [4] Salman Khan, Muzammal Naseer, Munawar Hayat, Syed Waqas Zamir, Fahad Shahbaz Khan, and Mubarak Shah. Transformers in vision: A survey. *ACM Computing Surveys (CSUR)*, 2021.
- [5] Reza Ghoddoosian, Saif Sayed, and Vassilis Athitsos. Hierarchical modeling for task recognition and action segmentation in weakly-labeled instructional videos. In *Proceedings of the IEEE/CVF Winter Conference on Applications of Computer Vision*, pages 1922–1932, 2022.
- [6] Deepak Gupta and Dina Demner-Fushman. Overview of the MedVidQA 2022 Shared Task on Medical Video Question Answering. In *Proceedings of the 21st SIGBioMed Workshop on Biomedical Language Processing, ACL-BioNLP 2022. Association for Computational Linguistics*, 2022.
- [7] Yulan Yang, Zhaoxui Li, and Gangyan Zeng. A survey of temporal activity localization via language in untrimmed videos. In *2020 International Conference on Culture-oriented Science & Technology (ICCST)*, pages 596–601. IEEE, 2020.
- [8] Hao Zhang, Aixin Sun, Wei Jing, and Joey Tianyi Zhou. The elements of temporal sentence grounding in videos: A survey and future directions. *arXiv preprint arXiv:2201.08071*, 2022.
- [9] Jingyuan Chen, Xinpeng Chen, Lin Ma, Zequan Jie, and Tat-Seng Chua. Temporally grounding natural sentence in video. In *Proceedings of the 2018 conference on empirical methods in natural language processing*, pages 162–171, 2018.
- [10] Hao Zhang, Aixin Sun, Wei Jing, and Joey Tianyi Zhou. Span-based localizing network for natural language video localization. In *Proceedings of the 58th Annual Meeting of the Association for Computational Linguistics*, pages 6543–6554, 2020.
- [11] Shaoning Xiao, Long Chen, Jian Shao, Yueting Zhuang, and Jun Xiao. Natural language video localization with learnable moment proposals. *arXiv preprint arXiv:2109.10678*, 2021.
- [12] Hao Zhang, Aixin Sun, Wei Jing, Liangli Zhen, Joey Tianyi Zhou, and Rick Siow Mong Goh. Natural language video localization: A revisit in span-based question answering framework. *IEEE Transactions on Pattern Analysis and Machine Intelligence*, 2021.
- [13] H. Tang, J. Zhu, M. Liu, Z. Gao, and Z. Cheng. Frame-wise cross-modal matching for video moment retrieval. *IEEE Transactions on Multimedia*, pages 1–1, 2021.
- [14] Jie Lei, Licheng Yu, Mohit Bansal, and Tamara Berg. Tvqa: Localized, compositional video question answering. In *Proceedings of the 2018 Conference on Empirical Methods in Natural Language Processing*, pages 1369–1379, 2018.
- [15] Cristian Rodriguez-Opazo, Edison Marrese-Taylor, Fatemeh Sadat Saleh, Hongdong Li, and Stephen Gould. Proposal-free temporal moment localization of a natural-language query in video using guided attention. *Winter Conference on Applications of Computer Vision*, 2020.
- [16] Haoyu Tang, Jihua Zhu, Meng Liu, Zan Gao, and Zhiyong Cheng. Frame-wise cross-modal matching for video moment retrieval. *IEEE Transactions on Multimedia*, pages 1–1, 2021.
- [17] Yifan Xu, Huapeng Wei, Minxuan Lin, Yingying Deng, Kekai Sheng, Mengdan Zhang, Fan Tang, Weiming Dong, Feiyue Huang, and Changsheng Xu. Transformers in computational visual media: A survey. *Computational Visual Media*, 8(1):33–62, 2022.
- [18] Jacob Devlin, Ming-Wei Chang, Kenton Lee, and Kristina Toutanova. Bert: Pre-training of deep bidirectional transformers for language understanding. In *Proceedings of the 2019 Conference of the North American Chapter of the Association for Computational Linguistics: Human Language Technologies, Volume 1 (Long and Short Papers)*, pages 4171–4186, 2019.
- [19] Joao Carreira and Andrew Zisserman. Quo vadis, action recognition? a new model and the kinetics dataset. In *Computer Vision and Pattern Recognition*, 2017.
- [20] Pingchuan Ma, Stavros Petridis, and Maja Pantic. End-to-end audio-visual speech recognition with conformers. In *ICASSP 2021-2021 IEEE International Conference on Acoustics, Speech and Signal Processing (ICASSP)*, pages 7613–7617. IEEE, 2021.
- [21] Pengcheng He, Jianfeng Gao, and Weizhu Chen. DeBERTaV3: Improving deberta using electra-style pre-training with gradient-disentangled embedding sharing, 2021.
- [22] Ashish Vaswani, Noam Shazeer, Niki Parmar, Jakob Uszkoreit, Llion Jones, Aidan N. Gomez, Lukasz Kaiser, and Illia Polosukhin. Attention is all you need. In *Proceedings of the 31st International Conference on Neural Information Processing Systems, NIPS’17*, page 6000–6010, Red Hook, NY, USA, 2017. Curran Associates Inc.
- [23] Kaiyang Zhou, Jingkang Yang, Chen Change Loy, and Ziwei Liu. Learning to prompt for vision-language models. *arXiv preprint arXiv:2109.01134*, 2021.
- [24] Pengfei Liu, Weizhe Yuan, Jinlan Fu, Zhengbao Jiang, Hiroaki Hayashi, and Graham Neubig. Pre-train, prompt, and predict: A systematic survey of prompting methods in natural language processing. *arXiv preprint arXiv:2107.13586*, 2021.
- [25] Yuan Yao, Ao Zhang, Zhengyan Zhang, Zhiyuan Liu, Tat-Seng Chua, and Maosong Sun. Cpt: Colorful prompt tuning for pre-trained vision-language models. *arXiv preprint arXiv:2109.11797*, 2021.
- [26] Pranav Rajpurkar, Jian Zhang, Konstantin Lopyrev, and Percy Liang. Squad: 100,000+ questions for machine comprehension of text. In *Proceedings of the 2016 Conference on Empirical Methods in Natural Language Processing*, pages 2383–2392, 2016.
- [27] Pengchuan Zhang, Xiujun Li, Xiaowei Hu, Jianwei Wang, Lei Zhang, Lijuan Wang, Yejin Choi, and Jianfeng Gao. Vinvl: Revisiting visual representations in vision-language models. *arXiv: Computer Vision and Pattern Recognition*, 2021.
- [28] Lisa Anne Hendricks, Oliver Wang, Eli Shechtman, Josef Sivic, Trevor Darrell, and Bryan Russell. Localizing moments in video with natural language. In *International Conference on Computer Vision*, 2017.
- [29] Meng Liu, Xiang Wang, Liqiang Nie, Xiangnan He, Baoquan Chen, and Tat-Seng Chua. Attentive moment retrieval in videos. In *International ACM SIGIR Conference on Research and Development in Information Retrieval*, 2018.
- [30] Jiyang Gao, Chen Sun, Zhenheng Yang, and Ram Nevatia. Tall: Temporal activity localization via language query. In *International Conference on Computer Vision*, 2017.
- [31] Yitian Yuan, Tao Mei, and Wenwu Zhu. To find where you talk: Temporal sentence localization in video with attention based location regression. *arXiv: Computer Vision and Pattern Recognition*, 2018.
- [32] Hao Zhang, Aixin Sun, Wei Jing, and Joey Tianyi Zhou. Span-based localizing network for natural language video localization. *arXiv: Computation and Language*, 2020.
- [33] Wenhui Wang, Nan Yang, Furu Wei, Baobao Chang, and Ming Zhou. Gated self-matching networks for reading comprehension and question answering. In *Meeting of the Association for Computational Linguistics*, 2017.
- [34] Minjoon Seo, Aniruddha Kembhavi, Ali Farhadi, and Hannaneh Hajishirzi. Bidirectional attention flow for machine comprehension. *arXiv: Computation and Language*, 2016.
- [35] Hao Zhang, Aixin Sun, Wei Jing, Liangli Zhen, Joey Tianyi Zhou, and Rick Siow Mong Goh. Natural language video localization: A revisit in span-based question answering framework. *IEEE Transactions on Pattern Analysis and Machine Intelligence*, pages 1–1, 2021.
- [36] Wei Wang, Ming Yan, and Chen Wu. Multi-granularity hierarchical attention fusion networks for reading comprehension and question answering. In *Proceedings of the 56th Annual Meeting of the Association for Computational Linguistics (Volume 1: Long Papers)*, pages 1705–1714, 2018.
- [37] Jialin Gao, Xin Sun, Mengmeng Xu, Xi Zhou, and Bernard Ghanem. Relation-aware video reading comprehension for temporal language grounding. *arXiv preprint arXiv:2110.05717*, 2021.
- [38] Xinya Du, Junru Shao, and Claire Cardie. Learning to ask: Neural question generation for reading comprehension. In *Proceedings of the 55th Annual Meeting of the Association for Computational Linguistics (Volume 1: Long Papers)*, pages 1342–1352, 2017.
- [39] Adam Paszke, Sam Gross, Francisco Massa, Adam Lerer, James Bradbury, Gregory Chanan, Trevor Killeen, Zeming Lin, Natalia Gimelshein, Luca Antiga,



- Alban Desmaison, Andreas Kopf, Edward Yang, Zachary DeVito, Martin Raison, Alykhan Tejani, Sasank Chilamkurthy, Benoit Steiner, Lu Fang, Junjie Bai, and Soumith Chintala. Pytorch: An imperative style, high-performance deep learning library. In H. Wallach, H. Larochelle, A. Beygelzimer, F. d'Alché-Buc, E. Fox, and R. Garnett, editors, *Advances in Neural Information Processing Systems*, volume 32. Curran Associates, Inc., 2019.
- [40] Thomas Wolf, Lysandre Debut, Victor Sanh, Julien Chaumond, Clement Delangue, Anthony Moi, Pierric Cistac, Tim Rault, Rémi Louf, Morgan Funtowicz, Joe Davison, Sam Shleifer, Patrick von Platen, Clara Ma, Yacine Jernite, Julien Plu, Canwen Xu, Teven Le Scao, Sylvain Gugger, Mariama Drame, Quentin Lhoest, and Alexander M. Rush. Transformers: State-of-the-art natural language processing. In *Proceedings of the 2020 Conference on Empirical Methods in Natural Language Processing: System Demonstrations*, pages 38–45, Online, October 2020. Association for Computational Linguistics.
- [41] Yoon Kim. Convolutional neural networks for sentence classification. In *Empirical Methods in Natural Language Processing*, 2014.
- [42] Ilya Loshchilov and Frank Hutter. Decoupled weight decay regularization. In *International Conference on Learning Representations*, 2018.
- [43] Kaiming He, Xiangyu Zhang, Shaoqing Ren, and Jian Sun. Deep residual learning for image recognition. In *2016 IEEE Conference on Computer Vision and Pattern Recognition (CVPR)*, pages 770–778, 2016.
- [44] Nitish Srivastava, Geoffrey E. Hinton, Alex Krizhevsky, Ilya Sutskever, and Ruslan Salakhutdinov. Dropout: a simple way to prevent neural networks from overfitting. *Journal of Machine Learning Research*, 15:1929–1958, 2014.