

The Poisson-Gaussian Mixture Process: A Flexible and Robust Approach for Non-Gaussian Geostatistical Modeling

F. B. Gonçalves^a, M. O. Prates^a, G. A. S. Aguiar^b

^aUniversidade Federal de Minas Gerais, Brazil

^bUniversidade Estadual Paulista, Brazil

Abstract

This paper introduces a novel family of geostatistical models designed to capture complex features beyond the reach of traditional Gaussian processes. The proposed family, termed the Poisson-Gaussian Mixture Process (POGAMP), is hierarchically specified, combining the infinite-dimensional dynamics of Gaussian processes with any multivariate continuous distribution. This combination is stochastically defined by a latent Poisson process, allowing the POGAMP to define valid processes with finite-dimensional distributions that can approximate any continuous distribution. Unlike other non-Gaussian geostatistical models that may fail to ensure validity of the processes by assigning arbitrary finite-dimensional distributions, the POGAMP preserves essential probabilistic properties crucial for both modeling and inference. We establish formal results regarding the existence and properties of the POGAMP, highlighting its robustness and flexibility in capturing complex spatial patterns. To support practical applications, a carefully designed MCMC algorithm is developed for Bayesian inference when the POGAMP is discretely observed over some spatial domain.

Key Words: Heavy tails; Skewness; Poisson process; MCMC; retrospective sampling.

1 Introduction

Continuous spatial statistical modeling, also known as geostatistics, provides a probabilistic framework to analyze spatially distributed data observed over continuous domains. Spatial prediction is a fundamental problem across diverse fields such as petroleum engineering, civil engineering, mining, geography, geology, environmental science, hydrology, and climate studies (Dubrule, 1989; Hohn, 1998; Cressie, 2015; Bevilacqua et al., 2021). In geostatistical problems, one typically observes a partial realization of an underlying random field indexed by spatial locations, with the goal of understanding the stochastic dynamics of this generating process to predict values at unobserved locations or regions. The underlying random field is often modeled as a Gaussian process (GP), which provides a convenient and tractable framework for inference and prediction due to its well-understood probabilistic structure. A GP is fully characterized by its mean and covariance functions, implying that the joint distribution at any finite collection of locations is multivariate normal. This stability under summation and conditioning allows

GPs to possess attractive properties, such as closure under marginalization and conditioning, and makes them a natural choice for spatial modeling.

The GP inherits useful properties from the normal distribution, making it a powerful and versatile tool for many real-world problems. However, in practice, the assumption of normality can be limiting when data exhibit skewness, heavy tails, or other non-Gaussian features. This has motivated the development of more flexible classes of geostatistical models that can accommodate non-Gaussian characteristics while retaining some desirable probabilistic properties of GPs.

Historically, non-Gaussian geostatistical processes have been developed using two main strategies. The first approach defines the process by specifying its finite-dimensional distributions (FDDs), often as a specific class of parametric distributions like the skew-normal or skew- t . However, this can sometimes result in invalid processes that fail to define a coherent probability measure. For example, [Mahmoudian \(2018\)](#) discusses necessary conditions for a skew-normal distribution to define a valid process, highlighting several inconsistencies in the literature

The second approach constructs non-Gaussian processes as functions of GPs combined with a finite set of random variables. The validity of this construction stems from the well-defined GPs and the finite-dimensionality of the other variables. For instance, [Mahmoudian \(2018\)](#) leveraged this approach to define processes with skew-normal FDDs. Similarly, [De Oliveira et al. \(1997\)](#) used non-linear monotonic transformations of Gaussian fields to introduce non-Gaussian behavior. [Palacios and Steel \(2006\)](#) developed the Gaussian-log-Gaussian model, a scale mixture of GPs capable of modeling heavy tails by using two independent GPs.

[Alodat and Al-Rawwash \(2009\)](#) introduced a skew-Gaussian process by taking a function of a Gaussian process and a single univariate standard normal variable. Later, [Alodat and AL-Rawwash \(2014\)](#) generalized this to an extended skew-Gaussian process by allowing the univariate normal component to have a non-zero mean. [Bevilacqua et al. \(2021\)](#) proposed a heavy-tailed process based on a scale mixture of a GP where the mixture component is a function of ν independent GPs, resulting in Student- t marginal FDDs. The authors derived the bivariate case density but found that it includes an intractable infinite sum term, which complicates its practical implementation for likelihood-based methods.

To accommodate skewness as well as heavy tails, [Bevilacqua et al. \(2021\)](#) modified their model by replacing the GP with the skew-Gaussian process from [Zhang and El-Shaarawi \(2010\)](#), which itself is defined using two independent GPs. The resulting process has skew- t marginals, but it retains the computational challenges of the earlier model. Indeed, the authors acknowledge the impracticality of applying likelihood-based methods for even moderately sized datasets.

Finally, [Tagle et al. \(2020\)](#) proposed a spatial skew- t model that partitions the spatial domain and models the process as a function of a GP alongside a finite collection of random variables, each following gamma, half-normal, and multivariate normal distributions. Their model assumes conditional independence across regions, resulting in discontinuities at the boundaries of the partitioned spatial domain.

A recurring issue in non-Gaussian geostatistical models is parameter identifiability, particularly for skewness and tail parameters. [Genton and Zhang \(2012a\)](#) suggest a solution by formulating processes that involve an uncountable set of independent univariate random variables; however, this results in everywhere discontinuous paths that lack key regularity properties essential for statistical inference. Such processes are dense in the real line and suffer from measurability issues, restricting the use of certain desirable statistical functions.

Gaussian copulas offer another framework for defining non-Gaussian processes, allowing

for flexible marginal distributions while maintaining Gaussian dependence structures. However, model elicitation and interpretability are often compromised, as copula-based models are non-linear functions of GPs. Non-Gaussian copulas can also be considered, but closed-form expressions are rarely available for moments or densities. Examples of copula-based geostatistical processes can be found in [Bárdossy \(2006\)](#); [Bárdossy and Li \(2008\)](#); [Kazianka and Pilz \(2010, 2011\)](#); [Prates et al. \(2015\)](#); [Hughes \(2015\)](#); [Gräler et al. \(2010\)](#); [Gräler and Pebesma \(2011\)](#).

While defining non-Gaussian processes as functions of GPs and other random variables ensures validity, it introduces significant challenges. Models based on multiple GP components increase computational complexity, and those relying on uncountable random variables lack regularity, impacting both model inference and interpretability. Recently, [Zheng et al. \(2021\)](#) proposed a scalable approach to non-Gaussian modeling using nearest neighbor methods with conditional distributions based on bivariate mixtures. However, FDDs and moments are only available for a few simple cases, the previously mentioned regularity issues persist and defining a process with the desired flexible properties is not straightforward.

In response to the limitations in current approaches to non-Gaussian geostatistics, this paper proposes a novel family of geostatistical models, termed the Poisson-Gaussian Mixture Process (POGAMP). The POGAMP family provides flexibility for non-Gaussian features while preserving desirable properties like path continuity and functions measurability. This model family is structured hierarchically, using an augmented Poisson process (PP) that determines the FDD at specific locations based on an initially chosen multivariate distribution, while the infinite-dimensional remainder follows a Gaussian measure. Typical multivariate distributions for POGAMP include skew-normal, student-t, skew-t, and copulas, providing an intuitive interpretation of the impact of non-Gaussian features on the overall process.

The key advantages of the POGAMP model are as follows: (1) it is always valid, regardless of the chosen multivariate distribution; (2) it is highly flexible, with FDDs that approximate the chosen distribution as the PP rate increases; (3) it maintains regularity properties such as path continuity and differentiability, and the measurability of relevant functions.

The regularity properties of the POGAMP process allows for complex applications where the geostatistical process is latent and indexes the distribution of observed variables in non-standard ways. For instance, it can be used in point pattern analysis where the process intensity is a function of the geostatistical model ([Gonçalves and Gamerman, 2018](#)) or in level-set models where spatial partitions defined by the process' levels index observed distributions ([Gonçalves and Dias, 2023](#)).

An MCMC algorithm is proposed for Bayesian inference based on POGAMP observations at a finite set of locations. The algorithm uses an infinite-dimensional Markov chain that converges to the exact posterior distribution of all the unknown components of the model. To ensure exactness of the limiting distribution, the algorithm employs retrospective sampling techniques ([Papaspiliopoulos and Roberts, 2004](#)).

This paper is structured as follows: Section 2 introduces the POGAMP model, establishing its existence and main properties. Section 3 presents the MCMC algorithm for Bayesian inference under discrete POGAMP observations. Section 4 introduces a nearest neighbor GP approach to deal with large datasets. Section 5 brings final remarks.

2 A novel family of geostatistical models

2.1 The Poisson-Gaussian mixture process

The Poisson-Gaussian Mixture Process (POGAMP) is a hierarchically defined model leveraging conditional and marginal measures to construct a joint probability measure for geostatistical analysis. This hierarchical approach provides both tractability and intuitive interpretability of the model's components. However, ensuring the existence of the joint measure is crucial for defining a well-posed geostatistical process. We formally introduce the POGAMP in Definition 2 and establish its existence in Theorem 1. Before proceeding, we first define a Gaussian process.

Definition 1. A Gaussian process Y is a stochastic process over a spatial domain $S \subset \mathbb{R}^d$, $d \in \mathbb{N}$, such that, for any finite collection of points $s_1, \dots, s_n \in S$, we have

$$(Y(s_1), \dots, Y(s_n)) \sim N_n(\mu(s_1, \dots, s_n), \Sigma(s_1, \dots, s_n)),$$

where N_n denotes the n -dimensional normal distribution, $\mu(s_1, \dots, s_n) \in \mathbb{R}^n$ is the mean vector, and $\Sigma(s_1, \dots, s_n)$ is an $n \times n$ positive-definite covariance matrix.

When $\mu(s_1, \dots, s_n)$ is constant, and the covariance $\text{cov}(Y(s_i), Y(s_j))$ depends only on $|s_i - s_j|$ through a function ρ (with $\text{cov}(Y(s_i), Y(s_j)) = \sigma^2 \rho(|s_i - s_j|)$ for some $\sigma^2 > 0$), Y is called a stationary and isotropic Gaussian process.

To define the POGAMP, let $S_N = (S_{N,1}, \dots, S_{N,|N|})$ represent a finite set of locations in $S \subset \mathbb{R}^d$, and let f denote a class of distributions that, for any such set S_N , specifies a continuous multivariate distribution with density f_N , support $\mathcal{X}^{|N|}$, and an associated positive definite covariance matrix. Assume that $f_N(y)$ is continuous in $(S_N, y) \in (S^{|N|} \times \mathcal{X}^{|N|})$ for any $|N| \in \mathbb{N}$, and that it is uniformly integrable with respect to the $|N|$ -dimensional Lebesgue measure. Finally, define \mathcal{G}_Y as the probability measure of a Gaussian process on $S \subset \mathbb{R}^d$ with mean function μ and covariance function Σ .

Definition 2. The Poisson-Gaussian Mixture Process (POGAMP). Let (Y, N) , where $Y = \{Y(s) : s \in S \subset \mathbb{R}^d\}$ for a compact domain S , be a stochastic process defined as follows:

- i) N is a Poisson process on S with intensity $\lambda := \{\lambda(s) : s \in S\}$, generating events S_N ;
- ii) conditional on N , the random variable $Y_N := (Y(S_{N,1}), \dots, Y(S_{N,|N|}))$ has density f_N ;
- iii) conditional on (N, Y_N) , $\{Y(s) : s \in S \setminus N\}$ follows the conditional Gaussian measure induced by the measure \mathcal{G}_Y .

We refer to the Gaussian process with mean function μ and covariance function Σ as the base GP. The POGAMP model offers substantial flexibility through the choice of the density f_N and the intensity function λ . The density f_N should be chosen from a class f of distributions with an appropriate spatial covariance structure; for instance, a multivariate skew- t distribution with isotropic covariance. The intensity function λ may be constant or spatially varying.

The roles of f and λ are distinct in defining the POGAMP. The distribution f imbues the finite-dimensional distributions (FDDs) of Y with characteristics like skewness and heavy tails, while λ controls how closely the FDDs of Y match f across space. Smaller values of λ result in FDDs that approximate the Gaussian process characteristics, while larger values cause Y to

align more closely with f . We consider both the homogeneous case, where $\lambda(s) = \lambda \in \mathbb{R}^+$ for all s , and a parametric non-homogeneous case $\lambda(s) = \lambda(s; \theta_\lambda)$. Non-parametric intensity functions can also be incorporated following methodologies such as those in [Gonçalves and Gamerman \(2018\)](#) and [Gonçalves and Dias \(2023\)](#).

The uniform integrability condition on f_N is required to ensure the weak convergence of the FDDs of the POGAMP to f , as stated in [Theorem 2](#). This condition is typically met, as with the skew-t distribution, and can be verified if $f^{1+\delta}$ is integrable for some $\delta > 0$.

The existence of the POGAMP is established in the following theorem.

Theorem 1. Existence of the POGAMP. *Consider the measurable space $(\mathcal{Y} \times \mathcal{N}, \sigma(\mathcal{B}(\mathcal{Y}) \times \mathcal{B}(\mathcal{N})))$, where \mathcal{Y} is the Banach space of continuous real-valued functions on S , $\mathcal{B}(\mathcal{Y})$ is the Borel σ -algebra generated by the open sets of \mathcal{Y} in the strong topology, \mathcal{N} is the space of all finite subsets of S and $\mathcal{B}(\mathcal{N})$ is the smallest σ -algebra that makes all counting functionals measurable. Then, the stochastic process (Y, N) in [Definition 2](#) defines a probability measure \mathcal{P} on $(\mathcal{Y} \times \mathcal{N}, \sigma(\mathcal{B}(\mathcal{Y}) \times \mathcal{B}(\mathcal{N})))$, implying that Y (under \mathcal{P}) is a valid stochastic process.*

The proof of [Theorem 1](#) relies on the following lemma.

Lemma 1. *Let $(\Omega_1, \mathcal{F}_1, \mu_1)$ be a probability space such that, for each $\omega_1 \in \Omega_1$, there exists a probability measure μ_{2, ω_1} on $(\Omega_2, \mathcal{F}_2)$. Consider the joint measurable space $(\Omega, \sigma(\mathcal{F}))$, where $\Omega = \Omega_1 \times \Omega_2$ and $\mathcal{F} = \mathcal{F}_1 \times \mathcal{F}_2$, and suppose that*

$$g_A(\omega_1) = \int_{\Omega_2} \mathbb{1}[(\omega_1, \omega_2) \in A] d\mu_{2, \omega_1}(\omega_2),$$

is \mathcal{F}_1 -measurable for all $A \in \mathcal{F}$. Then, there exists a probability measure μ on $(\Omega, \sigma(\mathcal{F}))$ satisfying

$$\mu(A) = \int_{\Omega_1} \int_{\Omega_2} \mathbb{1}[(\omega_1, \omega_2) \in A] d\mu_{2, \omega_1}(\omega_2) d\mu_1(\omega_1),$$

for all $A \in \mathcal{F}$, where μ is called the joint measure.

[Lemma 1](#) establishes the necessary conditions for a pair consisting of a marginal and a conditional probability measure to define a valid joint probability measure. Unlike similar results in the literature, this lemma applies to a more general setting rather than being restricted to finite-dimensional real measurable spaces. The proofs for [Lemma 1](#) and [Theorem 1](#) are provided in [Appendix A](#).

2.2 Properties of the POGAMP

2.2.1 Absolute continuity with respect to GP measure and measurability

Let \mathcal{G} be the probability measure of the POGAMP under which f_N is the normal distribution induced by the base GP. We refer to the process (Y, N) under \mathcal{G} as the augmented GP, as the induced marginal measure of Y is the base GP.

Proposition 1. *The measure \mathcal{P} is absolutely continuous w.r.t. \mathcal{G} , with the Radon-Nikodym derivative $\frac{d\mathcal{P}}{d\mathcal{G}} = \frac{f_N}{g_N}(Y_N)$, where g_N is the Lebesgue density of Y_N under \mathcal{G} .*

The proof of Proposition 1 is provided in Appendix A. An equivalent statement is that \mathcal{G} -a.s. implies \mathcal{P} -a.s. Consequently, properties of GPs, such as almost sure continuity and differentiability, are inherited by the POGAMP. This result also facilitates the derivation of an MCMC algorithm for inference on discretely observed POGAMPs.

The measurable space in which the POGAMP is defined supports a broad set of measurable functions, including specific functions of Y on the entire space S , e.g., $\int_S g(Y(s))ds$ for any Borel function g , $\sup_{s \in S} Y(s)$, and $\inf_{s \in S} Y(s)$. Measurability of these functions is crucial for tasks such as statistical estimation and defining complex spatial processes, where the POGAMP is to be fully latent, such as when $g(Y(s))$ represents the intensity function of a Poisson process over S .

Departures from normality, often due to skewness or heavy tails, can be managed using general multivariate distributions like skew-normal, student-t, and skew-t. However, extending such distributions to infinite-dimensional processes poses challenges. Genton and Zhang (2012a) addresses identifiability issues here, relying on processes defined as functions of a GP and a set of i.i.d. random variables $\{Z(s); s \in S\}$. Kolmogorov's Existence Theorem guarantees the existence of such processes only in a poor measurable product space. Consequently, only functions determined by a countable collection of locations are measurable, excluding, for instance, integrals of non-trivial Borel functions like $\int_S g(Y(s))ds$ and sets like $A(Y) = \{s \in S; Y(s) \in B \subset \mathbb{R}\}$. Furthermore, these processes exhibit highly irregular paths and are almost surely everywhere dense on \mathbb{R} . Appendix C presents the definitions of the processes proposed in Genton and Zhang (2012a) and shows realizations of those processes to illustrate the path roughness.

The POGAMP provide an efficient alternative, enabling identifiable, non-Gaussian geostatistical processes with path continuity and nice measurability properties. Additionally, POGAMP versions of the processes described in Genton and Zhang (2012a) depend only on a finite-dimensional set of i.i.d. random variables (and a GP), favoring MCMC efficiency for inference.

Another result following from Proposition 1 is that the Kullback-Leibler divergence between \mathcal{P} and \mathcal{G} depends on Y only through Y_N .

Proposition 2. *The Kullback-Leibler divergence between \mathcal{P} and \mathcal{G} is*

$$D_{KL}(\mathcal{P} \parallel \mathcal{G}) = \sum_{n=0}^{\infty} \frac{e^{-\Lambda_S} (\Lambda_S)^n}{n!} \int_{S^n} \int_{\mathcal{X}^n} \prod_{j=1}^n \frac{\lambda(s_j)}{\Lambda_S} \log \left(\frac{f_N}{g_N}(y) \right) f_N(y) dy ds,$$

where $\Lambda_S = \int_S \lambda(s) ds$, $s = (s_1, \dots, s_{|N|})$, $y = (y_1, \dots, y_{|N|})$, and f_N and g_N are the conditional densities of Y at s , under \mathcal{P} and \mathcal{G} , respectively, given N . Let $\mu(S)$ be the volume of S . If N is a homogeneous PP with rate λ , we have

$$D_{KL}(\mathcal{P} \parallel \mathcal{G}) = \sum_{n=0}^{\infty} \frac{e^{-\lambda \mu(S)} \lambda^n}{n!} \int_{S^n} \int_{\mathcal{X}^n} \log \left(\frac{f_N}{g_N}(y) \right) f_N(y) dy ds.$$

The proof of Proposition 2 is presented in Appendix A.

2.2.2 Convergence of the finite-dimensional distributions

One significant advantage of the POGAMP is that its finite-dimensional distributions inherit properties of the distribution f . As the IF of N increases, the FDDs converge to f , as demonstrated in the following theorem.

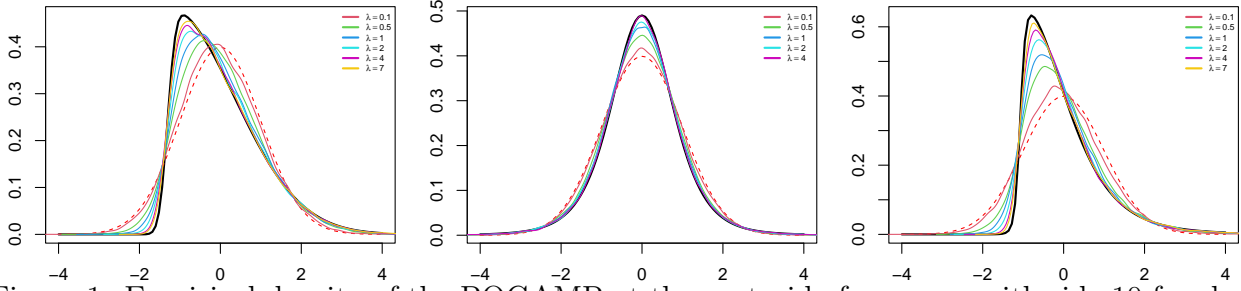


Figure 1: Empirical density of the POGAMP at the centroid of a square with side 10 for skew-normal, student-t, and skew-t f distributions, for various λ values. The black line shows the marginal f density, and the dashed red line shows the base GP's marginal density.

Theorem 2. Convergence of the POGAMP. Let $\{\lambda_n\}_{n=1}^{\infty}$ be a sequence of positive real numbers such that $\lambda_n \uparrow \infty$ and $(\lambda_{n+1} - \lambda_n) > \epsilon > 0$ for all $n \in \mathbb{N}$. For any $r \in \mathbb{N}$, let S_R be a set of r distinct locations in S , and define an infinite sequence of POGAMPs with common f distribution, where N in the n -th POGAMP is a Poisson process with $\lambda_n(s) \geq \lambda_n$ for all $s \in S$. Define $Y_{n,R}$ as the component Y of the n -th POGAMP at S_R and $Y_{f,R}$ as a r -dimensional random variable with distribution f at S_R . Then, $Y_{n,R} \xrightarrow{d} Y_{f,R}$.

The proof of Theorem 2 is provided in Appendix A.

For cases where f defines a valid process, the POGAMP can approximate this process (in terms of FDDs) by increasing λ , while retaining the GP measure's tractability. Even if f does not define a valid process, the POGAMP's FDDs can still get arbitrarily close to f . Figure 1 illustrates this result, showing the empirical marginal density of the POGAMP at the centroid of a square of size 10 for various λ values, with f distribution being skew-normal, student-t, and skew-t.

2.2.3 Finite-dimensional distributions and covariance function

Standard calculations based on the hierarchical structure of the POGAMP are used to obtain the density of its finite-dimensional distributions. We use π as a general notation for densities, where the implicit dominating measure is the counting measure for discrete variables and the Lebesgue measure for continuous ones.

Proposition 3. Density of the finite-dimensional distributions. For any finite collection of locations S_R , the density π_R of Y_R (i.e., Y at S_R), under the POGAMP measure, is given by

$$\pi_R(y) = \sum_{n=0}^{\infty} w_n g(y; n),$$

where

$$w_n = \frac{[\Lambda_S]^n}{n!} c_n, \quad g(y; n) = \frac{g^*(y; n)}{c_n},$$

$$c_n = \int_{\mathbb{R}^n} g^*(y; n) dy, \quad g^*(y; n) = \int_{S^n} \int_{\mathbb{R}^n} \pi_{\mathcal{G}}(y | x, s, n) f_N(x | s, n) \pi(s | n) dx ds,$$

with s and x being n -dimensional vectors, $\pi(s | n) = \prod_{j=1}^n \frac{\lambda(s_j)}{\Lambda_S}$, $f_N(x | s, n)$ being the density of the f distribution at locations s , and $\pi_G(y | x, s, n)$ being the density of Y at locations S_R , conditional on $(Y_N, S_N, |N|) = (y, s, n)$, under the base GP measure.

Note that the marginal density of Y_R is a discrete mixture of the conditional (on $|N|$) densities g which, in turn, are continuous location-scale-mixture of normals where the linear components in the conditional mean follow a f_N distribution and the set of conditional locations follow a Poisson process.

Next, we express the covariance function of Y under the POGAMP measure.

Proposition 4. *Let s_1 and s_2 be any two locations in S , Σ_i be the row vector of covariances between $Y_i := Y(s_i)$ and $Y(S_N)$ under the base GP, for $i = 1, 2$, and Σ_N and $\Sigma_{N,f}$ be the covariance matrices of Y_N under the base GP and the f distribution, respectively. Then,*

$$\text{Cov}(Y_1, Y_2) = \text{E}_N[\text{Cov}(Y_1, Y_2 | Y_N)] + \text{E}_N[\Sigma_1 \Sigma_N^{-1} \Sigma_{N,f} (\Sigma_2 \Sigma_N^{-1})^\top].$$

If the covariance function is the same under the base GP and f , then it is the covariance function of the POGAMP.

The proof of Proposition 4 is presented in Appendix A.

The second result in Proposition 4 has important practical implications as it provides an analytical representation of the covariance function of the POGAMP, allowing for a clear interpretation of this.

2.2.4 Spatial Symmetry

We focus here on the case where $S \subset \mathbb{R}^2$, as is typical in geostatistical applications, and state an interesting property regarding the spatial symmetry of the POGAMP. First, consider the following definitions.

Definition 3. Symmetry of a Compact Region. *We say that a compact region $S \subset \mathbb{R}^2$ is symmetric if there exists at least one rotation of \mathbb{R}^2 (that is not a multiple of 2π) that leaves S unchanged.*

Definition 4. Symmetry of a Poisson Process. *We say that a Poisson process N on a symmetric region $S \subset \mathbb{R}^2$ is symmetric if all rotations of \mathbb{R}^2 that preserve S also preserve the intensity function of N .*

Definition 5. Symmetry of Locations. *Suppose that S and N are symmetric. Let \mathbf{s} and \mathbf{s}' be two sets of r locations in S , for any $r \in \mathbb{N}$. We say that \mathbf{s} and \mathbf{s}' are symmetric with respect to (S, N) if, for at least one of the rotations defined in Definition 3, \mathbf{s} in the rotated space is equal to \mathbf{s}' in the non-rotated one.*

Proposition 5. *Suppose that f is stationary and that S and N are symmetric. Then, for any two sets \mathbf{s} and \mathbf{s}' in S that are symmetric with respect to (S, N) , we have that $Y(\mathbf{s}) \stackrel{d}{=} Y(\mathbf{s}')$ under the POGAMP measure.*

The proof of Proposition 5 is presented in Appendix A.

We present three examples of the symmetry property of the POGAMP in Figure 2. In Figure 2(a), N is a homogeneous PP, and the four sets of points defined by different colors are symmetric with each other. In Figure 2(b), the intensity function of N is piecewise constant; the blue and red sets are symmetric, as are the black and green ones. In Figure 2(c), the intensity function of N is proportional to a bivariate normal density function centered at the centroid, where the four sets of points defined by different colors are symmetric with each other.

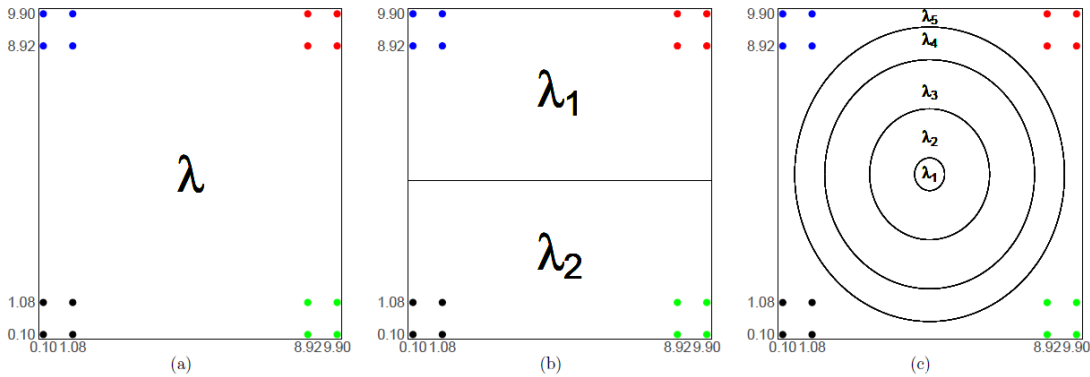


Figure 2: Examples of spatial symmetry in POGAMPs: (a) Homogeneous PP with symmetric point sets; (b) Piecewise constant intensity function with symmetric color-coded point sets; (c) Intensity function proportional to a bivariate normal density with symmetry at the centroid, with color-coded symmetric point sets.

2.3 Model specification and identifiability

The POGAMP contributes to modeling flexibility in two main ways. First, it allows the definition of a process with finite-dimensional distributions that can closely approximate any class of multivariate distributions. Second, as discussed in Section 2.2.1, the rich probability space underlying the POGAMP yields desirable statistical properties, making it viable as a fully latent process in complex models. Additionally, the POGAMP permits continuous variation of local behavior across S between Gaussian and f -like distributions, achievable through a non-constant IF λ . Specifically, λ can be parametrically estimated, using data to inform the local variation of behavior.

The flexibility in choosing both the f distribution and intensity function λ establishes the POGAMP as a versatile class of geostatistical models. Consequently, model specification and identifiability become crucial considerations in statistical analyses with the POGAMP. Model parsimony is also essential, and a balance between flexibility and predictive power should be sought.

The main step in specifying a POGAMP involves selecting f , the distribution that incorporates desired non-Gaussian characteristics, such as skewness or heavy tails. The finite-dimensional distributions of the POGAMP mix the properties of f with those of the base Gaussian process, so understanding the moments and densities of f is critical to anticipate the process dynamics.

One key consideration is whether to match moments (marginal and joint) of the f distribution and the base GP, especially mean, variance, and covariance functions. This impacts the model’s complexity and parsimony. Moment matching is generally a sound strategy, particularly for stationary models. For non-stationary models, one could achieve spatial variation either by varying λ spatially or by mismatching moments between f and the GP, perhaps using a non-stationary f .

Typical choices for f include distributions known for skewness and heavy tails, like skew-Normal, student-t, skew-t, and copula-based distributions. Following [Genton and Zhang \(2012a\)](#), we consider families that ensure parameter identifiability for skewness and degrees of freedom. These families have been used in areal settings by [Prates et al. \(2012\)](#) and are presented in Appendix B. Like traditional Gaussian process models with a Matérn covariance function, variance and range parameters are not individually identifiable. Although it does not hinder prediction

(see Zhang, 2004), the lack of identifiability can slow down the MCMC. We mitigate this issue by adopting the joint penalizing prior for the pairs of variance and range parameters in the base GP and in the f distribution proposed in Fuglstad et al. (2019).

Finite mixture distributions are also a promising choice for f , particularly mixtures with fixed skewness and tail properties. Such mixtures allow heavy tails and skewness to be estimated through mixture weights rather than individual parameters (see Bispo et al., 2020). Spatial covariates can also be included by defining $Y(s) = g(\mathbf{X}(s); \theta) + \xi(s)$, where g is a function of spatial covariates \mathbf{X} and parameters θ , and ξ is a mean-zero POGAMP. Observation errors can be considered by making $\check{Y}(s) = Y(s) + e(s)$, where $\check{Y}(s)$ are the observed values and the $e(s)$ are i.i.d., possibly normal, errors, and Y is a POGAMP.

Features such as non-stationarity and anisotropy can be incorporated through f , thereby eliminating the need to embed them directly in the base GP and reducing the associated computational complexity. When the dimension of N significantly increases computational costs, conditional independence structures can be employed to mitigate the issue without sacrificing modeling flexibility.

Identifiability poses challenges when balancing non-Gaussian features in f with the degree to which POGAMP FDDs resemble f (determined by λ). For instance, heavy tails or skewness in the POGAMP can result from adjusting either f or λ . Specifically, when f is a student-t distribution, heavy tails may be achieved by changing its degrees of freedom or adjusting λ for a fixed heavy-tailed f (Figure 3). Though different parameter settings may not yield identical distributions, they can produce very similar results, leading to potential identifiability issues, especially with limited data.

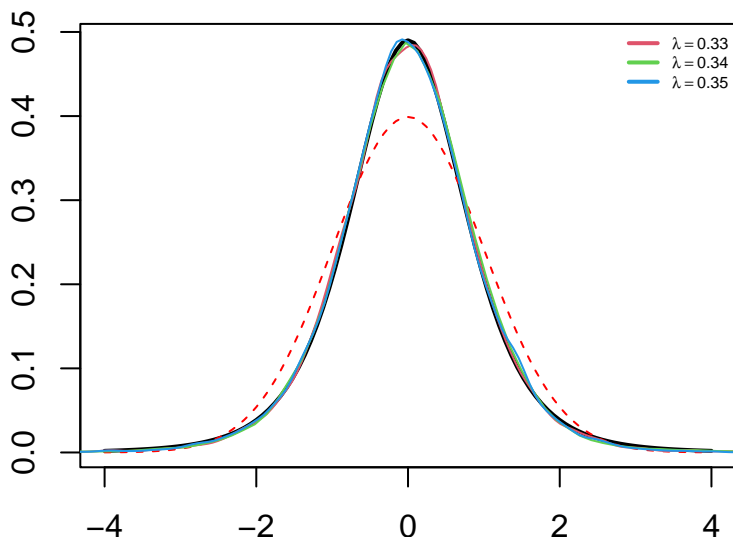


Figure 3: Empirical marginal density of the POGAMP with a student-t f with 3 degrees of freedom for different λ values ($E[|N|] = 100\lambda$). The black line shows a student-t density with 5 degrees of freedom.

In a Bayesian framework, identifiability can be enhanced using robust penalizing priors. When balancing identifiability and computational efficiency, scenarios with smaller values of λ are generally preferred. Consequently, we adopt a penalizing prior distribution for λ , in the homogeneous case, that aligns with the expected scale of $|N|$. As indicated by Figures 1 and 3, having $|N| < 300$ should typically suffice for a good fit, provided suitable estimates of the

non-Gaussian feature parameters are obtained. In this context, a Gamma(10, 10) prior on λ is a reasonable choice to penalize larger values of $|N|$.

Another possibility is to adopt a penalizing prior on the complexity parameters of f , such as degrees of freedom and skewness. For a given complexity parameter ν indexing f , we define a base value ν_0 that represents the most complex allowed form of f and penalize departures from ν_0 towards simpler models using the PC prior from [Simpson et al. \(2017\)](#). In particular,

$$\pi(\nu) = \eta e^{-\eta d(\nu, \nu_0)} \left| \frac{\partial d(\nu, \nu_0)}{\partial \nu} \right|,$$

where $d(\nu, \nu_0) = \sqrt{2 KLD(\nu, \nu_0)}$, and $KLD(\nu, \nu_0)$ is the Kullback-Leibler divergence between the marginal of f under ν and ν_0 :

$$KLD(\nu, \nu_0) = \int_{\mathcal{X}} f(x | \nu) \log \left(\frac{f(x | \nu)}{f(x | \nu_0)} \right) dx,$$

which is typically computed using numerical methods. For the degrees of freedom parameter, which controls tail heaviness, careful consideration is required to set the hyperparameter η . Lower values of this parameter increase estimation complexity, especially with limited data.

An alternative approach involves fixing the non-Gaussian feature parameters at the "worst-case" scenario—meaning the case farthest from Gaussian behavior—and allowing λ to control the degree of non-Gaussianity.

3 MCMC

Performing statistical inference for infinite-dimensional models—when the model’s unknown quantities (parameters and latent variables) are infinitely uncountable—is a highly complex problem. Historically, solutions relied on discrete (finite-dimensional) approximations of these quantities, introducing a significant error that is typically hard to measure or control. Advances in computational methods, especially Monte Carlo within a Bayesian approach, have brought new perspectives by allowing analyses free from discretization error, involving only Monte Carlo error. The latter is far simpler to quantify and control, yielding more precise and computationally efficient analyses.

Exact (discretization-error-free) inference solutions for infinite-dimensional problems have become possible largely due to a neat simulation technique called retrospective sampling. This technique effectively manages infinite-dimensional random variables by revealing only a finite-dimensional representation that:

1. Is sufficient for executing algorithmic steps, e.g., MCMC.
2. Allows any finite-dimensional subset of the infinite-dimensional remainder to be conditionally simulated.

The idea of retrospective sampling in simulating infinite-dimensional random variables was introduced in [Beskos and Roberts \(2005\)](#) for simulating diffusion paths exactly and has since been applied in numerous statistical contexts (see, for example, [Beskos et al. \(2006\)](#), [Gonçalves and Gamerman \(2018\)](#), and [Gonçalves et al. \(2023\)](#)).

We propose an infinite-dimensional MCMC algorithm using retrospective sampling to perform exact Bayesian inference for discretely-observed POGAMPs. This algorithm is a Gibbs

sampler with Metropolis-Hastings steps and is exact, with the posterior distribution of all unknown quantities in the model as its invariant distribution. Each algorithmic step is carefully designed for computational efficiency and practical feasibility in tackling the inference problem.

Suppose we observe a POGAMP process Y at a finite set of locations s_1, \dots, s_n within the region S , yielding data $Y_o = (Y_{s_1}, \dots, Y_{s_n})$. The vector of unknown quantities to be estimated is $\psi = (N, Y_N, Y_u, \theta_G, \theta_f, \lambda)$, where $Y_u = Y \setminus (Y_N, Y_o)$. Vectors θ_G and θ_f are the sets of parameters indexing the base GP and f -distribution, respectively.

Under the Bayesian paradigm, inference about ψ is based on the posterior distribution of $(\psi | Y_o)$, which has a density, with respect to a suitable dominating measure, proportional to

$$\pi(Y_o, \psi) = \pi_G(Y_u | Y_N, Y_o, N, \theta_G) \pi_G(Y_o | Y_N, N, \theta_G) \pi(Y_N | \theta_f, N) \pi(N | \lambda) \pi(\lambda) \pi(\theta_f, \theta_G),$$

where π_G refers to densities relative to the base GP measure, and $\pi(Y_N | \theta_f, N)$ is f_N .

To devise an efficient algorithm, we extend ψ by including a d -dimensional random field Z over S . For the families of distributions in this paper, d takes values in $\{0, 1, 2\}$, and Z is a field of independent random variables with identical distributions in each dimension. This extension facilitates a tractable definition of the f -distributions in [Genton and Zhang \(2012b\)](#), allowing for a computationally feasible MCMC without complex transdimensional steps.

We define $\theta_f = (\theta_{f,1}, \theta_{f,2}, \theta_{f,3})$, where:

- $\theta_{f,1}$ represents location and scale parameters. For $d > 0$, these parameters index the distribution of $(Y_N | Z_N)$. For $d = 0$, they are location and scale parameters that can be decoupled from the target marginal in the copula model.

- $\theta_{f,2}$ represents correlation parameters. For $d > 0$, these parameters index the distribution of $(Y_N | Z_N)$. For $d = 0$, they index the Gaussian copula.

- $\theta_{f,3}$ represents additional parameters. For $d > 0$, these are skewness and heavy-tail parameters that index the distribution of Z and/or $(Y_N | Z_N)$. For $d = 0$, these are non-location/scale parameters indexing marginal distribution in the copula model.

Typically, prior independence is assumed among $\theta_G, \theta_{f,1}, \theta_{f,2}$, and $\theta_{f,3}$.

We redefine the extended ψ as $(N, Y_N, Z_N, Y_u, Z_u, \theta_G, \theta_f, \lambda)$ and consider the following factorization:

$$\begin{aligned} \pi(Y_o, \psi) &= \pi_G(Y_u | Y_N, Y_o, N, \theta_G) \pi_G(Y_o | Y_N, N, \theta_G) \pi(Y_N | Z_N, N, \theta_f) \pi(Z_N | N, \theta_{f,3}) \\ &\quad \pi(Z_u | N, \theta_{f,3}) \pi(N | \lambda) \pi(\lambda, \theta_f, \theta_G), \end{aligned}$$

The Gibbs sampling algorithm considers the following blocking scheme:

$$(N, Z), \quad (Y_N, Y_u), \quad Z, \quad \lambda, \quad (\theta_G, Y_u), \quad (\theta_{f,1}, \theta_{f,2}), \quad \theta_{f,3}, \quad Y_u, \quad Z_u.$$

Retrospective sampling is used to simulate the Markov chain by unveiling (Y_u, Z_u) only at a finite (though random) subset of locations per iteration. Additionally, note that the full conditional distribution of Y_u is simply the base GP conditional on (Y_o, Y_N, θ_G) , and the full conditional of Z_u is its prior.

Some blocks with two components focus on updating one component while including the second to ensure the algorithm's efficiency and validity. In particular, the focus on block (N, Z) is N , on (Y_N, Y_u) is Y_N , and on (θ_G, Y_u) is θ_G .

Algorithms to sample each block in the Gibbs sampler are presented below. Details for each of the four classes of f -distribution considered—Student-t, skew-normal, skew-t, and Gaussian copula—are provided in [Appendix B](#).

3.1 Sampling (Y_N, Y_u) and Z_N

For the families of f distributions considered in this paper, d is zero when f is defined using a Gaussian copula. This implies the existence of a tractable 1-1 function g such that $X_N = g(Y_N)$ follows a multivariate normal distribution under f . This parameterization is employed to develop an efficient algorithm to update Y_N in this case. For the case $d = 2$, we define $Z = (Z_1, Z_2)$ and $Z_N = (Z_{N,1}, Z_{N,2})$.

The full conditional densities are as follows:

$$\begin{aligned} \pi(g(Y_N), Y_u | \cdot) &\propto \pi_{\mathcal{G}}(Y_u, Y_o | g^{-1}(X_N), N, \theta_{\mathcal{G}}) \pi(X_N | N, \theta_f), \text{ if } d = 0, \\ \pi(Y_N, Y_u | \cdot) &\propto \pi_{\mathcal{G}}(Y_u, Y_o | Y_N, N, \theta_{\mathcal{G}}) \pi(Y_N | Z_N, N, \theta_f), \text{ if } d > 0, \\ \pi(Z_N | \cdot) &\propto \pi(Y_N | Z_N, N, \theta_f) \pi(Z_N | N, \theta_{f,3}), \text{ if } d = 1, \\ \pi(Z_{N,1} | \cdot) &\propto \pi(Y_N | Z_N, N, \theta_f) \pi(Z_{N,1} | N, \theta_{f,3}), \text{ if } d = 2, \\ \pi(Z_{N,2} | \cdot) &\propto \pi(Y_N | Z_N, N, \theta_f) \pi(Z_{N,2} | N, \theta_{f,3}), \text{ if } d = 2. \end{aligned}$$

For the f distributions considered, when $d > 0$, $\pi(Y_N, Y_u | \cdot) = \pi_{\mathcal{G}}(Y_u | Y_o, Y_N, \theta_{\mathcal{G}}) \pi(Y_N | \cdot)$, where $\pi(Y_N | \cdot)$ is a known multivariate normal.

For $d = 0$, the full conditional distribution of $(g(Y_N), Y_u)$ factorizes as $\pi_{\mathcal{G}}(Y_u | g(Y_N), Y_o, N, \theta_{\mathcal{G}}) \pi(g(Y_N) | Y_o, N, \theta_{\mathcal{G}}, \theta_f)$. Sampling is performed via Metropolis Hastings (MH) with proposal distribution $q(g(Y_N), Y_u | \cdot) = \pi_{\mathcal{G}}(Y_u | g(Y_N), Y_o, N, \theta_{\mathcal{G}}) q(Y_N | \cdot)$, where the second term is the pCN proposal discussed below.

The full conditional distribution of Z_N is a truncated multivariate normal for the component that introduces skewness in the skew-normal and skew-t distributions. In this case, sampling is done using an embedded Gibbs sampling algorithm. Details about this distribution and sampling method are provided in Appendix B. For cases where Z_N introduces heavy tails in the student-t and skew-t distributions, a non-reversible MH algorithm is applied.

While a (centered) Gaussian random walk would typically be the default proposal for the MH steps of $g(Y_N)$ and Z_N , this approach is known to underperform as the dimension of the Markov chain grows (Roberts et al., 1997; Cotter et al., 2013; Kamatani and Song, 2023). This issue is exacerbated in our context, as $|N|$ will typically be large. Alternative proposals that achieve better performance under high-dimensional target distributions have been studied extensively. In particular, the pCN proposal (Cotter et al., 2013) is advantageous when the prior distribution is Gaussian, as is the case for $g(Y_N)$ in the Gaussian copula model. Unlike the centered Gaussian random walk, this proposal remains valid in infinite dimension (for a Gaussian process prior) and is reversible with respect to the prior, thus cancelling out the prior density in the MH acceptance probability expression. For cases where the prior is non-normal, the non-reversible MH algorithm proposed by Kamatani and Song (2023) is more suitable. This algorithm is used for components of Z_N that introduce heavy tails and have a Gamma prior distribution, which induces a full conditional distribution with positive excess kurtosis. Specific strategies, including a reparametrization of Z_N , are needed to leverage the full potential of this proposal, as described below.

Let Λ be the covariance matrix of $\pi(g(Y_N) | N, \theta_f)$, and define $\zeta_N \sim \text{Normal}(0, \Lambda)$. The pCN proposal for $g(Y_N)$ is:

$$g(\ddot{Y}_N) = \sqrt{(1 - \beta^2)} g(Y_N) + \beta \zeta_N.$$

The tuning parameter $\beta \in (0, 1)$ is chosen to achieve an acceptance rate of approximately 0.234

(Cotter et al., 2013). The acceptance probability for a move from $(g(Y_N), Y_u)$ to $(g(\ddot{Y}_N), Y_u)$ is

$$1 \wedge \frac{\pi_G(Y_o | g(\ddot{Y}_N), N, \theta_f, \theta_G)}{\pi_G(Y_o | g(Y_N), N, \theta_f, \theta_G)}.$$

The Δ -guided Metropolis-Haar kernel of Kamatani and Song (2023) extends the state space with a binary random variable V taking values in $\{-1, 1\}$. We consider a reparameterization $W_N = h(Z_N)$ so that the full conditional distribution of W_M is more symmetric than that of Z_N , which improves the efficiency of the Δ -guided mixed pCN kernel we adopt.

Define $\Delta u = (u - \mu_W)' \Sigma_W^{-1} (u - \mu_W)$ and let \mathcal{U} be the uniform distribution. The algorithm updates (W_N, V) as follows.

Algorithm 1: Δ -guided mixed pCN kernel

Input: (W_N, V)

1. Set $(\ddot{W}_N, \ddot{V}) = (W_N, V)$
2. While $(\Delta \ddot{W}_N - \Delta W_N) \times V \leq 0$
 - (a) Simulate $H \sim \text{Gamma}(|N|/2, \Delta W_N/2)$
 - (b) Simulate $\ddot{W}_N \sim N(\mu_W + \sqrt{(1 - \beta^2)}(W_N - \mu_W), \beta^2 H^{-1} \Sigma_W)$
3. Simulate $U \sim \mathcal{U}(0, 1)$
4. If $U \leq \frac{\pi(\ddot{W}_N | \cdot) \|W_N\|^{-|N|}}{\pi(W_N | \cdot) \|\ddot{W}_N\|^{-|N|}}$, set $W_N = \ddot{W}_N$
Else set $V = -V$

Output: (W_N, V)

This algorithm is used for the dimension of Z that introduces heavy tails, when $d > 0$. The choices of μ_W and Σ_W play a crucial role in the algorithm's efficiency. The optimal values of μ_W and Σ_W are the mean and covariance of the target distribution; however, these are unavailable and the set N varies across the MCMC iterations. Our strategy is to use the mean and variance of $(W_{N,j} | Y_{N,j}, \theta_f)$, and we set Σ_W to be diagonal. With suitable values of μ_W and Σ_W , $\beta \in (0, 1)$ is tuned down to the value that either stabilizes the acceptance rate at a value higher than 0.234 or reaches a rate of 0.234.

For the reparameterization h of Z_N , the asymmetry in the full conditional distribution arises from two factors: the asymmetry of the $\text{Gamma}(\nu/2, \nu/2)$ prior on $Z_{N,j}$ and the dependence structure in the distribution $(Y_N | Z_N, N, \theta_f)$, which acts as a likelihood for Z_N . Thus, we focus on reducing the asymmetry of the Gamma distribution when selecting the h function. In the Gamma distribution, asymmetry is influenced by the shape parameter: the smaller the shape parameter, the greater the asymmetry. Since ν represents the degrees of freedom for the resulting Student- t distribution f , we impose $\nu > 2$ to ensure finite variance. A Gamma distribution with a shape parameter of 1 represents our “worst-case scenario” of asymmetry. Stabilization theory, as discussed by Mcleod (2013), suggests that the transformation $h(z) = (z^\gamma - 1)/\gamma$, for $\gamma > 0$, yields a fairly symmetric distribution. For a shape parameter of 1, $\gamma = 0.3$ provides effective symmetry, and this choice also works well for larger shape parameters. Therefore, we use $W_{N,j} = (Z_{N,j}^{0.3} - 1)/0.3$ for $j = 1, \dots, |N|$.

Finally, the full conditional densities are given by:

$$\begin{aligned} \pi(W_N | \cdot) &\propto \pi(Y_N | h^{-1}(W_N), N, \theta_f) \pi(W_N | N, \theta_{f,3}), \quad \text{if } d = 1, \\ \pi(W_N | \cdot) &\propto \pi(Y_N | h^{-1}(W_N), Z_{N,2}, N, \theta_f) \pi(W_{N,1} | N, \theta_{f,3}), \quad \text{if } d = 2. \end{aligned}$$

Given the $\text{Gamma}(\nu/2, \nu/2)$ prior on $Z_{N,j}$, we have:

$$\pi(W_{N,j} | N, \theta_{f,3}) = \frac{(\nu/2)^{\nu/2}}{\gamma \Gamma(\nu/2)} (\gamma W_{N,j} + 1)^{2/\gamma + \nu/2 - 2} \exp\left(-\frac{\nu}{2}(\gamma W_{N,j} + 1)^{1/\gamma}\right) \mathbb{1}[W_{N,j} > -\gamma^{-1}].$$

The mean and variance of $(W_{N,j} | Y_{N,j}, \theta_f)$ are derived from the Gamma distribution of $(Z_{N,j} | Y_{N,j}, \theta_f)$ (see Appendix B). If this distribution is $\text{Gamma}(a, b)$, then:

$$\begin{aligned} \mu_j &= \frac{\Gamma(a + \gamma) b^{-\gamma}}{\Gamma(a)} \frac{1}{\gamma} - \frac{1}{\gamma}, \\ [\Sigma_W]_{jj} &= \frac{1}{\gamma^2} \left[\frac{\Gamma(a + 2\gamma) b^{-2\gamma}}{\Gamma(a)} \frac{1}{\gamma} - \left(\frac{\Gamma(a + \gamma) b^{-\gamma}}{\Gamma(a)} \right)^2 \right]. \end{aligned}$$

3.2 Sampling (N, Z)

Sampling (N, Z) presents the most challenging step in the Gibbs sampling algorithm due to the variable dimensionality of N , which influences the dimensions of other components in the model. A straightforward approach is to update N using a Metropolis-Hastings algorithm with the proposal distribution being the $PP(\lambda)$ prior. However, as the mean value of $|N|$ increases, this can lead to poor mixing. To mitigate this issue, we perform multiple updates in hypercubes (cubes or squares, if $S \subset \mathbb{R}^3$ or $S \subset \mathbb{R}^2$) with volume/area $\mu(S)/K$ (type 1) and $\mu(S)/(9K)$ (type 2), where $\mu(S)$ is the volume/area of S . In each iteration of the Gibbs sampling, around K updates of type 1 squares should be performed. Without loss of generality, we consider the case $S \subset \mathbb{R}^2$.

In each update, the centroid of the type 1 square is chosen uniformly in S , while the centroid of the type 2 square is selected uniformly from certain red-flagged squares with area $\mu(S)/K$. The criteria for identifying these red-flagged squares are outlined below.

Let N_k and Z_k denote the subsets of N and Z restricted to a given square k , type 1 or 2. Jointly sampling the component Z_k along with N_k enhances the efficiency of the algorithm and enables its validity.

The full conditional densities are the following:

$$\begin{aligned} \pi(N_k | \cdot) &\propto \pi_{\mathcal{G}}(Y_u, Y_o | Y_N, N, \theta_{\mathcal{G}}) \pi(Y_N | N, \theta_f) \pi(N | \lambda), \quad \text{if } d = 0, \\ \pi(N_k, Z_k | \cdot) &\propto \pi_{\mathcal{G}}(Y_u, Y_o | Y_N, N, \theta_{\mathcal{G}}) \pi(Y_N | Z_N, N, \theta_f) \pi(Z_k | \theta_{f,3}) \pi(N | \lambda), \quad \text{if } d > 0. \end{aligned}$$

When $d = 0$, the proposal distribution for N_k is the prior Poisson process. For $d = 1$, the proposal for (N_k, Z_k) is given by:

$$q(\ddot{N}_k, \ddot{Z}_k) = \pi(\ddot{N}_k | \lambda) q(\ddot{Z}_{\ddot{N}_k} | Y_{\ddot{N}_k}, \ddot{N}_k, \theta_f) \pi(\ddot{Z}_{k \setminus \ddot{N}_k} | \theta_{f,3}),$$

where $Z_{k \setminus \ddot{N}_k}$ refers to $Z_k \setminus \ddot{Z}_{\ddot{N}_k}$. The distribution $q(\ddot{Z}_{\ddot{N}_k} | Y_{\ddot{N}_k}, \ddot{N}_k, \theta_f)$ is a calibrated version of:

$$q^*(\ddot{Z}_{\ddot{N}_k} | Y_{\ddot{N}_k}, \ddot{N}_k, \theta_f) = \prod_{j=1}^{\ddot{N}_k} \pi(\ddot{Z}_{\ddot{N}_k, j} | Y_{\ddot{N}_k, j}, \ddot{N}_k, \theta_f).$$

Specifically, q adjusts the variance of q^* —typically reducing it—to achieve a reasonable acceptance rate. For instance, if q^* is a Gamma distribution, q would be defined with modified

parameters, preserving the mean while calibrating the variance. The specific forms of q for the distributions considered in this paper can be found in Appendix B.

The acceptance probabilities for the proposed updates are expressed as:

$$1 \wedge \frac{\pi_{\mathcal{G}}(Y_N | N, \theta_{\mathcal{G}})\pi(Y_{\ddot{N}} | \ddot{N}, \theta_f)}{\pi_{\mathcal{G}}(Y_{\ddot{N}} | \ddot{N}, \theta_{\mathcal{G}})\pi(Y_N | N, \theta_f)}, \quad \text{if } d = 0,$$

$$1 \wedge \frac{\pi_{\mathcal{G}}(Y_N | N, \theta_{\mathcal{G}})\pi(Y_{\ddot{N}} | \ddot{Z}_{\ddot{N}}, \ddot{N}, \theta_f)\pi(\ddot{Z}_{\ddot{N}_k} | \ddot{N}_k, \theta_{f,3})q(Z_{N_k} | Y_{N_k}, N_k, \theta_f)}{\pi_{\mathcal{G}}(Y_{\ddot{N}} | \ddot{N}, \theta_{\mathcal{G}})\pi(Y_N | Z_N, N, \theta_f)\pi(Z_{N_k} | N_k, \theta_{f,3})q(\ddot{Z}_{\ddot{N}_k} | Y_{\ddot{N}_k}, \ddot{N}_k, \theta_f)}, \quad \text{if } d > 0.$$

This update step involves simulating \ddot{N}_k from its prior, retrospectively sampling Y at \ddot{N}_k from $\pi_{\mathcal{G}}(Y_u | Y_N, Y_o, \theta_{\mathcal{G}})$, and, for cases where $d > 0$, sampling Z at \ddot{N}_k from the distribution q defined previously.

To establish the specific dynamics of the algorithm, we begin by tuning the values of K and c during a preliminary run, focusing solely on type 1 updates. A generally effective choice is $K \approx \lambda\mu(S)/5$. We select the value of c , among three or four fixed candidates (typically between 0.5 and 1.5), that yields the highest acceptance rate. During each iteration of the chain, we perform K type 1 updates. Once K and c have been tuned, we run the chain for a specified duration and compute acceptance rates associated to the K regular square covering S . We associate the acceptance indicator of a type 1 square with the regular square that minimizes the distance between the two centroids. Squares with acceptance rates below a designated threshold (e.g., 0.1) are flagged as red-flagged.

For each red-flagged square, we perform nine type 2 updates, with centroids chosen uniformly within the regular square. Subsequently, we calibrate a tuning parameter c for the type 2 squares.

After updating each (N_k, Z_k) , a virtual step is executed to update Y_u and Z_u based on their respective full conditional distributions. This process essentially involves discarding any currently sampled finite set of (Y_u, Z_u) . These sets consist of (Y, Z) at the previous N_k , upon acceptance, or on the rejected proposal. Finally, the infinite dimensionality of the MCMC chain, coupled with the retrospective sampling of (Y_u, Z_u) , removes the need for complex reversible jump steps.

3.3 Sampling λ , $\theta_{\mathcal{G}}$, and θ_f

When N is a homogeneous Poisson process with rate λ , standard conjugate Bayesian analysis reveals that, given a prior distribution of $\text{Gamma}(\alpha_{\lambda}, \beta_{\lambda})$, the full conditional distribution of λ follows a $\text{Gamma}(\alpha_{\lambda} + |N|, \beta_{\lambda} + \mu(S))$.

In the case of a non-homogeneous PP characterized by a parametric intensity function $\lambda(s; \theta_{\lambda})$, the full conditional density of θ_{λ} is proportional to

$$\left[\exp \left\{ - \int_S \lambda(s; \theta_{\lambda}) ds \right\} \prod_{j=1}^{|N|} \lambda(s_{N,j}; \theta_{\lambda}) \right] \pi(\theta_{\lambda}),$$

where $\pi(\theta_{\lambda})$ denotes the prior density. In scenarios where a conjugate analysis is infeasible, θ_{λ} is updated using a Gaussian random walk MH step.

The parameters $\theta_{\mathcal{G}}$, $(\theta_{f,1}, \theta_{f,2})$, and $\theta_{f,3}$ are sampled in MH steps with appropriately tuned Gaussian random walk proposals that may be correlated (see [Roberts et al., 1997](#); [Roberts and](#)

Rosenthal, 2009). Moreover, Y_u is jointly updated with θ_G to ensure the algorithm's validity. The proposal distribution for this step is defined as

$$q(\ddot{Y}_u, \ddot{\theta}_G \mid \theta_G) = \pi_G(\ddot{Y}_u \mid Y_o, Y_N, N, \ddot{\theta}_G)q(\ddot{\theta}_G \mid \theta_G).$$

We can choose between a centered or non-centered parameterization for the missing data Y_N and Z_N . According to Papaspiliopoulos et al. (2007), the non-centered parameterization is advantageous when the missing data is weakly identified by the data relative to the parameters. For datasets of reasonable size (e.g., $\geq \mathcal{O}(10^2)$), it is expected that Y_N is strongly identified by the data, suggesting the use of a centered parameterization. Conversely, variables Z_N are lower in the model hierarchy, and the distribution of $Y_{N,j}$ depends on Z only through $Z_{N,j}$. This suggests that Z_N is weakly identified by the data relative to $\theta_{f,3}$, motivating the adoption of a non-centered parameterization. This is also crucial for devising a valid MCMC, as it eliminates the dependence between $\theta_{f,3}$ and the reparameterized random field Z .

We define $\theta_{f,3,1}$ as the subset of parameters in $\theta_{f,3}$ that index the distribution of $(Y_N \mid Z_N)$, and $\theta_{f,3,2}$ as those that index the distribution of Z . Let Z_θ represent the dimension of Z indexed by $\theta_{f,3,2}$, for which we adopt a non-centered parameterization by introducing i.i.d. random variables $Z_{\theta,N}^*(s) \sim U(0, 1)$ for $s \in S$, and define

$$Z_{\theta,N}(s) = h(Z_{\theta,N}^*(s), \theta_{f,3,2}),$$

where h is the inverse c.d.f. of $Z_{\theta,N}(s)$. The $|N|$ -vector $h(Z_{\theta,N}^*, \theta_{f,3,2})$ has entries $h(Z_{\theta,N,j}^*, \theta_{f,3,2})$.

The acceptance probabilities are expressed as follows:

$$\begin{aligned} \alpha((Y_u, \theta_G), (\ddot{Y}_u, \ddot{\theta}_G)) &= 1 \wedge \frac{\pi_G(Y_o \mid Y_N, N, \ddot{\theta}_G)\pi(\ddot{\theta}_G)}{\pi_G(Y_o \mid Y_N, N, \theta_G)\pi(\theta_G)}, \\ \alpha((\theta_{f,1}, \theta_{f,2}), (\ddot{\theta}_{f,1}, \ddot{\theta}_{f,2})) &= 1 \wedge \frac{\pi(Y_N \mid N, \ddot{\theta}_{f,1}, \ddot{\theta}_{f,2}, \theta_{f,3})\pi(\ddot{\theta}_{f,1}, \ddot{\theta}_{f,2})}{\pi(Y_N \mid N, \theta_{f,1}, \theta_{f,2}, \theta_{f,3})\pi(\theta_{f,1}, \theta_{f,2})}, \quad \text{if } d = 0, \\ \alpha((\theta_{f,1}, \theta_{f,2}), (\ddot{\theta}_{f,1}, \ddot{\theta}_{f,2})) &= 1 \wedge \frac{\pi(Y_N \mid Z_N, N, \ddot{\theta}_{f,1}, \ddot{\theta}_{f,2}, \theta_{f,3})\pi(\ddot{\theta}_{f,1}, \ddot{\theta}_{f,2})}{\pi(Y_N \mid Z_N, N, \theta_{f,1}, \theta_{f,2}, \theta_{f,3})\pi(\theta_{f,1}, \theta_{f,2})}, \quad \text{if } d > 0, \\ \alpha(\theta_{f,3}, \ddot{\theta}_{f,3}) &= 1 \wedge \frac{\pi(Y_N \mid N, \theta_{f,1}, \theta_{f,2}, \ddot{\theta}_{f,3})\pi(\ddot{\theta}_{f,3})}{\pi(Y_N \mid N, \theta_{f,1}, \theta_{f,2}, \theta_{f,3})\pi(\theta_{f,3})}, \quad \text{if } d = 0, \\ \alpha(\theta_{f,3,1}, \ddot{\theta}_{f,3,1}) &= 1 \wedge \frac{\pi(Y_N \mid Z_N, N, \theta_{f,1}, \theta_{f,2}, \ddot{\theta}_{f,3,1})\pi(\ddot{\theta}_{f,3,1})}{\pi(Y_N \mid Z_N, N, \theta_{f,1}, \theta_{f,2}, \theta_{f,3,1})\pi(\theta_{f,3,1})}, \quad \text{if } d > 0, \\ \alpha(\theta_{f,3,2}, \ddot{\theta}_{f,3,2}) &= 1 \wedge \frac{\pi(Y_N \mid h(Z_{\theta,N}^*, \ddot{\theta}_{f,3,2}), N, \theta_{f,1}, \theta_{f,2}, \theta_{f,3,1})\pi(\ddot{\theta}_{f,3,2})}{\pi(Y_N \mid h(Z_{\theta,N}^*, \theta_{f,3,2}), N, \theta_{f,1}, \theta_{f,2}, \theta_{f,3,1})\pi(\theta_{f,3,2})}, \quad \text{if } d > 0. \end{aligned}$$

When the location parameters in θ_G (for any d) and θ_f (for $d > 0$) exhibit only slight correlations with the respective variance and correlation parameters, it is advisable to sample these separately, as they yield a normal full conditional distribution.

It is often beneficial to match the mean, variance, and correlation of the base GP with the f distribution. In such cases, a non-centered parameterization of Y_N is recommended, specially for smaller datasets. Parameters μ and σ^2 can be decoupled from the distribution of Y_N by defining $X_N = g(Y_N) = \frac{Y_N - \mu}{\sigma}$, for $d > 0$, and by considering the g function defined in Section 3.1, for $d = 0$. Let ϕ denote the parameters that define the correlation structure of both the

base GP and the distribution of f . The corresponding acceptance probability then becomes:

$$\alpha((Y_u, \theta_G), (\ddot{Y}_u, \ddot{\theta}_G)) = 1 \wedge \frac{\pi_G(Y_o | g^{-1}(X_N, \ddot{\theta}_G), N, \ddot{\theta}_G)\pi(X_N | N, \ddot{\phi}, \theta_{f,3})\pi(\ddot{\theta}_G)}{\pi_G(Y_o | g^{-1}(X_N, \theta_G), N, \theta_G)\pi(X_N | N, \phi, \theta_{f,3})\pi(\theta_G)}, \quad \text{if } d = 0,$$

$$\alpha((Y_u, \theta_G), (\ddot{Y}_u, \ddot{\theta}_G)) = 1 \wedge \frac{\pi_G(Y_o | g^{-1}(X_N, \ddot{\theta}_G), N, \ddot{\theta}_G)\pi(X_N | Z_N, N, \ddot{\phi}, \theta_{f,3})\pi(\ddot{\theta}_G)}{\pi_G(Y_o | g^{-1}(X_N, \theta_G), N, \theta_G)\pi(X_N | Z_N, N, \phi, \theta_{f,3})\pi(\theta_G)}, \quad \text{if } d > 0.$$

The acceptance probabilities for $\theta_{f,3}$ when $d = 0$, and for $\theta_{f,3,1}$ and $\theta_{f,3,2}$ when $d > 0$, can be obtained by straightforward adaptations of the expressions already provided.

3.4 Prediction

Under the MCMC approach presented above, it is straightforward to perform prediction for functions of the unobserved (infinite-dimensional) part Y_u of the process Y .

Let $h(Y_u)$ be some finite-dimensional real and tractable function of Y_u . This includes, for example, the process Y at a finite collection of locations. Under the Bayesian approach, prediction ought to be performed through the posterior predictive distribution of h , i.e., $\pi(h(Y_u) | Y_o)$. An approximate sample from this distribution can be obtained within the proposed MCMC algorithm by sampling from the respective full conditional distribution of $h(Y_u)$ at each iteration of the Gibbs sampler. Function $h(Y_u)$ is simulated from its full conditional distribution by sampling Y_u , from $\pi_G(Y_u | Y_N, N, Y_o, \theta_G)$, at the finite collection of locations required to compute $h(Y_u)$.

More theoretically advanced yet practically straightforward simulation techniques enable Monte Carlo estimation of certain intractable functions $h(Y_u)$. For example, let $h(Y_u) = \int_S \tilde{h}(Y(s)) ds$, where \tilde{h} is a tractable function. We define an i.i.d. sample $U^{(1)}, \dots, U^{(M)}$ from a uniform distribution over S and consider the following Monte Carlo estimator for $E_{Y_u | Y_o}[h(Y_u)]$:

$$\hat{h}(Y_u) = \frac{\mu(S)}{M} \sum_{j=1}^M \tilde{h}(Y^{(j)}(U^{(j)})),$$

where the superscript (j) denotes the j -th value from the MCMC sample of size M .

The justification for this estimator lies in the fact that

$$E_U[\mu(S)\tilde{h}(Y(U))] = h(Y_u).$$

To improve this estimator in terms of variance reduction, we divide S into K equal squares (cubes/hypercubes) and apply the same estimation procedure within each one. The final estimator is then obtained by summing the K individual estimators.

References

- Alodat, M. and Al-Rawwash, M. (2009). Skew-Gaussian random field. *Journal of computational and applied mathematics*, 232(2):496–504.
- Alodat, M. and AL-Rawwash, M. (2014). The extended skew Gaussian process for regression. *Metron*, 72(3):317–330.

- Bárdossy, A. (2006). Copula-based geostatistical models for groundwater quality parameters. *Water Resources Research*, 42(11).
- Bárdossy, A. and Li, J. (2008). Geostatistical interpolation using copulas. *Water resources research*, 44(7).
- Beskos, A., Papaspiliopoulos, O., Roberts, G. O., and Fearnhead, P. (2006). Exact and computationally efficient likelihood-based estimation for discretely observed diffusion processes (with discussion). *Journal of the Royal Statistical Society: Series B (Statistical Methodology)*, 68(3):333–382.
- Beskos, A. and Roberts, G. O. (2005). Exact simulation of diffusions. *The Annals of Applied Probability*, 15(4):2422–2444.
- Bevilacqua, M., Caamaño-Carrillo, C., Arellano-Valle, R. B., and Morales-Oñate, V. (2021). Non-Gaussian geostatistical modeling using (skew) t processes. *Scandinavian Journal of Statistics*, 48(1):212–245.
- Bispo, N. S., Prates, M. O., and Gonçalves, F. B. (2020). Bayesian linear regression models with flexible error distributions. *Journal of Statistical Computation and Simulation*, 90:2571–2591.
- Cotter, S. L., Roberts, G. O., Stuart, A. M., and White, D. (2013). MCMC methods for functions: Modifying old algorithms to make them faster. *Statistical Science*, 28:424–446.
- Cressie, N. (2015). *Statistics for spatial data*. John Wiley & Sons, Hoboken.
- De Oliveira, V., Kedem, B., and Short, D. A. (1997). Bayesian prediction of transformed Gaussian random fields. *Journal of the American Statistical Association*, 92(440):1422–1433.
- Dubrule, O. (1989). A review of stochastic models for petroleum reservoirs. *GeoStatistics*, pages 493–506.
- Fuglstad, G.-A., Simpson, D., Lindgren, F., and Rue, H. (2019). Constructing priors that penalize the complexity of Gaussian random fields. *Journal of the American Statistical Association*, 114(525):445–452.
- Genton, M. G. and Zhang, H. (2012a). Identifiability problems in some non-Gaussian spatial random fields. *Chilean Journal of Statistics*, 3:171–179.
- Genton, M. G. and Zhang, H. (2012b). Identifiability problems in some non-Gaussian spatial random fields. *Chilean Journal of Statistics*, 3(2):171–179.
- Gonçalves, F. B. and Dias, B. C. C. (2023). Exact Bayesian inference for level-set Cox processes. *Journal of Computational and Graphical Statistics*, 32:1–18.
- Gonçalves, F. B. and Gamerman, D. (2018). Exact Bayesian inference in spatiotemporal Cox processes driven by multivariate Gaussian processes. *Journal of the Royal Statistical Society: Series B (Statistical Methodology)*, 80(1):157–175.
- Gonçalves, F. B., Latuszynski, K. G., and Roberts, G. O. (2023). Exact Monte Carlo likelihood-based inference for jump-diffusion processes. *Journal of the Royal Statistical Society - Series B*, 85:732–756.

- Gräler, B., Kazianka, H., and de Espindola, G. M. (2010). Copulas, a novel approach to model spatial and spatio-temporal dependence. In *GIScience for Environmental Change Symposium Proceedings*, volume 40, pages 49–54.
- Gräler, B. and Pebesma, E. (2011). The pair-copula construction for spatial data: a new approach to model spatial dependency. *Procedia Environmental Sciences*, 7:206–211.
- Hohn, M. (1998). *GeoStatistics and petroleum geology*. Springer Science & Business Media.
- Hughes, J. (2015). copcar: A flexible regression model for areal data. *Journal of Computational and Graphical Statistics*, 24(3):733–755.
- Kamatani, K. and Song, X. (2023). Non-reversible guided Metropolis kernel. *Journal of Applied Probability*, 60:955–981.
- Kazianka, H. and Pilz, J. (2010). Copula-based geostatistical modeling of continuous and discrete data including covariates. *Stochastic environmental research and risk assessment*, 24(5):661–673.
- Kazianka, H. and Pilz, J. (2011). Bayesian spatial modeling and interpolation using copulas. *Computers & Geosciences*, 37(3):310–319.
- Mahmoudian, B. (2018). On the existence of some skew-Gaussian random field models. *Statistics & Probability Letters*, 137:331–335.
- McLeod, I. (2013). Transformation to symmetry of gamma random variables. Wolfram Demonstrations Project - A Wolfram Web Resource = <https://demonstrations.wolfram.com/TransformationToSymmetryOfGammaRandomVariables/>.
- Palacios, M. B. and Steel, M. F. J. (2006). Non-Gaussian Bayesian geostatistical modeling. *Journal of the American Statistical Association*, 101(474):604–618.
- Papaspiliopoulos, O. and Roberts, G. (2004). Retrospective mcmc methods for dirichlet process hierarchical models. *Manuscript. Department of Mathematics and Statistics, Lancaster University. Submitted for publication, http://www.maths.lancs.ac.uk/~papaspil/research.html. In revision.*
- Papaspiliopoulos, O., Roberts, G. O., and Sköld, M. (2007). A general framework for the parametrization of hierarchical models. *Statistical Science*, 22:59–73.
- Prates, M. O., Dey, D. K., and Lachos, V. H. (2012). A dengue fever study in the state of rio de janeiro with the use of generalized skew-normal/independent spatial fields. *Chilean Journal of Statistics (ChJS)*, 3(2).
- Prates, M. O., Dey, D. K., Willig, M. R., and Yan, J. (2015). Transformed Gaussian Markov random fields and spatial modeling of species abundance. *Spatial Statistics*, 14:382–399.
- Resnick, S. I. (2013). *A probability path*. Springer Science & Business Media.
- Roberts, G. O., Gelman, A., Gilks, W. R., et al. (1997). Weak convergence and optimal scaling of random walk metropolis algorithms. *The annals of applied probability*, 7(1):110–120.

- Roberts, G. O. and Rosenthal, J. S. (2009). Examples of adaptive mcmc. *Journal of Computational and Graphical Statistics*, 18(2):349–367.
- Rodríguez-Yam, G. A., Davis, R. A., and Scharf, L. L. (2004). Efficient gibbs sampling of truncated multivariate normal with application to constrained linear regression.
- Schilling, R. L. (2005). *Measures, Integrals and Martingales*. Cambridge University Press, Cambridge.
- Shao, J. (2003). *Mathematical Statistics*. Springer Texts in Statistics. Springer.
- Simpson, D., Rue, H., Riebler, A., Martins, T. G., and Sørbye, S. H. (2017). Penalising model component complexity: A principled, practical approach to constructing priors. *Statistical Science*, 32:1–28.
- Tagle, F., Castruccio, S., and Genton, M. G. (2020). A hierarchical bi-resolution spatial skew-t model. *Spatial Statistics*, 35:100398.
- Zhang, H. (2004). Inconsistent estimation and asymptotically equivalent interpolations in model-based geostatistics. *Journal of the American Statistical Association*, 99:250–261.
- Zhang, H. and El-Shaarawi, A. (2010). On spatial skew-Gaussian processes and applications. *Environmetrics: The official journal of the International Environmetrics Society*, 21(1):33–47.
- Zheng, X., Kottas, A., and Sansó, B. (2021). Nearest-neighbor geostatistical models for non-Gaussian data. *arXiv preprint arXiv:2107.07736*.

A Proofs

Proof of Lemma 1. To demonstrate the existence of the probability measure μ , we verify that it satisfies the Kolmogorov Axioms.

(i) Non-negativity and boundedness: For any $A \in \mathcal{F}$, we have:

$$\mu(A) = \int_{\Omega_1} \int_{\Omega_2} \mathbb{1}[(\omega_1, \omega_2) \in A] d\mu_{2,\omega_1}(\omega_2) d\mu_1(\omega_1).$$

Noting that μ_{2,ω_1} is a probability measure on $(\Omega_2, \mathcal{F}_2)$, we have $0 \leq g_A(\omega_1) \leq 1$ for all $(\omega_1, A) \in (\Omega_1 \times \mathcal{F})$. Then,

$$0 = \int_{\Omega_1} 0 d\mu_1(\omega_1) \leq \mu(A) \leq \int_{\Omega_1} 1 d\mu_1(\omega_1) = 1.$$

(ii) Normalization: We show that $\mu(\Omega) = 1$. For each $\omega_1 \in \Omega_1$,

$$\int_{\Omega_2} \mathbb{1}[(\omega_1, \omega_2) \in \Omega] d\mu_{2,\omega_1}(\omega_2) = 1.$$

Thus,

$$\mu(\Omega) = \int_{\Omega_1} \int_{\Omega_2} \mathbb{1}[(\omega_1, \omega_2) \in \Omega] d\mu_{2,\omega_1}(\omega_2) d\mu_1(\omega_1) = \int_{\Omega_1} 1 d\mu_1(\omega_1) = 1.$$

(iii) Countable additivity (σ -additivity): For any countable sequence of disjoint events $\{A_i\}_{i=1}^{\infty} \subset \mathcal{F}$, we show that $\mu\left(\bigcup_{i=1}^{\infty} A_i\right) = \sum_{i=1}^{\infty} \mu(A_i)$. Define $A = \bigcup_{i=1}^{\infty} A_i$, and observe that $\mathbb{1}[(\omega_1, \omega_2) \in A] = \sum_{i=1}^{\infty} \mathbb{1}[(\omega_1, \omega_2) \in A_i]$. Then,

$$\mu\left(\bigcup_{i=1}^{\infty} A_i\right) = \mu(A) = \int_{\Omega_1} \int_{\Omega_2} \sum_{i=1}^{\infty} \mathbb{1}[(\omega_1, \omega_2) \in A_i] d\mu_{2,\omega_1}(\omega_2) d\mu_1(\omega_1).$$

Since $d\mu_{2,\omega_1}(\omega_2)$ is a probability measure, we have

$$\mu(A) = \int_{\Omega_1} \sum_{i=1}^{\infty} \left[\int_{\Omega_2} \mathbb{1}[(\omega_1, \omega_2) \in A_i] d\mu_{2,\omega_1}(\omega_2) \right] d\mu_1(\omega_1).$$

By assumption, each $g_{A_i}(\omega_1)$ is \mathcal{F}_1 -measurable, so

$$\mu(A) = \int_{\Omega_1} \sum_{i=1}^{\infty} g_{A_i}(\omega_1) d\mu_1(\omega_1) = \sum_{i=1}^{\infty} \int_{\Omega_1} g_{A_i}(\omega_1) d\mu_1(\omega_1) = \sum_{i=1}^{\infty} \mu(A_i).$$

Therefore, μ is a probability measure. □

Proof of Theorem 1. (a) Existence of the POGAMP for a fixed N .

Recall that \mathcal{G}_Y is the probability measure of the GP mean function μ and covariance function Σ . Let \mathcal{G}_N denote the measure of Y_N under \mathcal{G}_Y for fixed N , and \mathcal{P}_N the probability measure of Y_N induced by f . Define ν as the Lebesgue measure, and set $g = \frac{d\mathcal{G}_N}{d\nu^{|N|}}$.

Next, define functions $h_1: \mathcal{Y} \rightarrow \mathcal{X}^{|N|}$, $h_2: \mathcal{X}^{|N|} \rightarrow \mathbb{R}^+$, and $h: \mathcal{Y} \rightarrow \mathbb{R}^+$ such that: $h_1(y) = y_N$, $h_2(y_N) = \frac{f}{g}(y_N)$, $h(y) = h_2 \circ h_1(y)$.

Since h_1 is $\mathcal{B}(\mathcal{Y})$ -measurable (by definition) and h_2 is $\mathcal{B}(\mathcal{X}^{|N|})$ -measurable (by the continuity of h_2), h is also $\mathcal{B}(\mathcal{Y})$ -measurable. Therefore, by the Radon-Nikodym Theorem, there exists a σ -finite measure \mathcal{P}_Y on $(\mathcal{Y}, \mathcal{B}(\mathcal{Y}))$ given by

$$\mathcal{P}_Y(A) = \int_A h(y) d\mathcal{G}_Y(y), \quad \forall A \in \mathcal{B}(\mathcal{Y}),$$

such that

$$\frac{d\mathcal{P}_Y}{d\mathcal{G}_Y}(y) = h(y).$$

Now, we confirm that \mathcal{P}_Y is indeed a probability measure.

(i) Non-negativity and boundedness: $0 \leq \mathcal{P}_Y(A) \leq 1, \forall A \in \mathcal{B}(\mathcal{Y})$.

$$\begin{aligned} \mathcal{P}_Y(A) &= \int_A h(y) d\mathcal{G}_Y(y) \geq 0, \\ \mathcal{P}_Y(A) &\leq \int_{\mathcal{Y}} h(y) d\mathcal{G}_Y(y) = \int_{\mathcal{X}^N} \frac{f}{g}(y_N) g(y_N) d\nu = \int_{\mathcal{X}^N} f(y_N) d\nu = 1. \end{aligned}$$

(ii) Normalization: $\mathcal{P}_Y(\mathcal{Y}) = 1$, as shown in the second part of (i).

Having established that \mathcal{P}_Y is a probability measure, we proceed to demonstrate that it is indeed the POGAMP measure defined in Definition 2 for fixed N .

Define Y_{N^c} to represent Y at $S \setminus S_N$, and let \mathcal{P}_{N^c} and \mathcal{G}_{N^c} be the conditional probability measures of $(Y_{N^c} | Y_N)$ under \mathcal{P}_Y and \mathcal{G}_Y , respectively. Since $\mathcal{P}_N \ll \mathcal{G}_N \ll \nu^{|N|}$, we obtain

$$\begin{aligned} \frac{f}{g}(y_N) &= \frac{d\mathcal{P}_Y}{d\mathcal{G}_Y}(y) = \frac{d\mathcal{P}_N}{d\mathcal{G}_N}(y_N) \cdot \frac{d\mathcal{P}_{N^c}}{d\mathcal{G}_{N^c}}(y_{N^c}) \\ &= \frac{\frac{d\mathcal{P}_N}{d\nu^{|N|}}}{\frac{d\mathcal{G}_N}{d\nu^{|N|}}}(y_N) \cdot \frac{d\mathcal{P}_{N^c}}{d\mathcal{G}_{N^c}}(y_{N^c}) \quad \mathcal{G}_Y\text{-a.s.}, \end{aligned}$$

which implies that there exists a constant $c \in \mathbb{R}^+$ such that $\frac{d\mathcal{P}_N}{d\nu^{|N|}} = \frac{f}{c} \mathcal{G}_Y\text{-a.s.}$ Since $\int_{\mathbb{R}^N} \frac{d\mathcal{P}_N}{d\nu^{|N|}}(y_N) d\nu = \int_{\mathbb{R}^N} f(y_N) d\nu = 1$, we have that $\frac{d\mathcal{P}_N}{d\nu^{|N|}} = f$ and $\frac{d\mathcal{P}_{N^c}}{d\mathcal{G}_{N^c}}(y_{N^c}) = 1$, $\mathcal{G}_Y\text{-a.s.}$ This verifies that \mathcal{P}_Y satisfies conditions (ii) and (iii) of Definition 2, proving that it is the POGAMP measure for fixed N .

(b) **Case where N is not fixed.**

To handle the case where N is not fixed, we decompose N into $(|N|, S_N)$, where $|N|$ represents the number of elements in N and S_N the locations themselves. Both are $\mathcal{B}(\mathcal{N})$ -measurable, with $|N|$ and S_N defining the measurable spaces $(\mathbb{N}, \mathcal{B}(\mathbb{N}))$ and $(S^{|N|}, \mathcal{B}(S^{|N|}))$, respectively. For any fixed $|N|$, if the integral

$$g_A(S_N) = \int_{\mathcal{Y}} \mathbb{1}[(S_N, y) \in A] d\mathcal{P}_Y$$

is $\mathcal{B}(S^{|N|})$ -measurable for all $A \in \sigma(\mathcal{B}(S^{|N|}) \times \mathcal{B}(\mathcal{Y}))$, Lemma 1 implies the existence of the POGAMP joint measure of (Y, S_N) for all fixed $|N|$.

For any $A = (A_{S_N} \times A_Y) \in \sigma(\mathcal{B}(S^{|N|}) \times \mathcal{B}(\mathcal{Y}))$, we have:

$$\begin{aligned} g_A(S_N) &= \mathbb{1}[S_N \in A_{S_N}] \int_{\mathcal{Y}} \mathbb{1}[y \in A_Y] \frac{f}{g}(y_N) d\mathcal{G}_Y \\ &= \mathbb{1}[S_N \in A_{S_N}] \int_{\mathcal{Y}} \mathbb{1}[y \in A_Y] \frac{f}{g}(y_N) d\mathcal{G}_Y, \end{aligned}$$

where $\mathbb{1}[y \in A_Y] \frac{f}{g}(y_N) \leq \frac{f}{g}(y_N)$, and $\frac{f}{g}(y_N)$ is \mathcal{G}_Y -integrable for all S_N , as $\int_{\mathcal{Y}} \frac{f}{g}(y_N) d\mathcal{G}_Y = \int_{\mathcal{X}^{|N|}} \frac{f}{g}(y_N) g(y_N) dy_N = 1$.

Notice that $\mathbb{1}[y \in A_Y]$ does not depend on S_N , and, given the continuity of f/g in y_N and the \mathcal{G}_Y -a.s. continuity of Y , the ratio $\frac{f}{g}(y_N)$ is \mathcal{G}_Y -almost-surely continuous in S_N . This implies the \mathcal{G}_Y -a.s. continuity of $g_{A,3}(y, S_N) := \mathbb{1}[y \in A_Y] \frac{f}{g}(y_N)$ in S_N , and consequently, $g_{A,3}(Y, s_{N,n}) \xrightarrow{\text{a.s.}} g_{A,3}(Y, s_N)$ for any sequence $\{s_{N,n}\}_{n=1}^{\infty}$ with $s_{N,n} \in S^{|N|}$ converging to $s_N \in S^{|N|}$.

By the dominated convergence theorem, it follows that $g_{A,2}(s_{N,n}) := \int_{\mathcal{Y}} g_{A,3}(y, s_N) d\mathcal{G}_Y$ converges to $g_{A,2}(s_N)$. This implies that $g_{A,2}(S_N)$ is a continuous function of S_N and is thus $\mathcal{B}(S^{|N|})$ -measurable.

Finally, since $g_{A,1}(S_N) := \mathbb{1}[S_N \in A_{S_N}]$ is also $\mathcal{B}(S^{|N|})$ -measurable, the product

$$g_A(S_N) := g_{A,1}(S_N) g_{A,2}(S_N)$$

is $\mathcal{B}(S^{|N|})$ -measurable as well, thereby establishing the existence of the POGAMP measure for any fixed $|N| \in \mathbb{N}$.

To complete the proof, we need to show that the joint process (Y, N) exists when $|N|$ is not fixed. Using Lemma 1, it is sufficient to prove that, for any $A = A_Y \times A_N \in \sigma(\mathcal{B}(\mathcal{Y}) \times \mathcal{B}(\mathcal{N}))$, the following integral is $\mathcal{B}(\mathbb{N})$ -measurable:

$$g_A(|N|) = \int_{S^{|N|} \times \mathcal{Y}} \mathbb{1}[(|N|, s_N) \in A_N] \mathbb{1}[y \in A_Y] \left(\prod_{j=1}^{|N|} \frac{\lambda(s_{N,j})}{\Lambda_S} \right) d\mathcal{P}_Y ds_N,$$

where $\Lambda_S = \int_S \lambda(s) ds$ and $s_N = (s_{N,1}, \dots, s_{N,|N|})$. Since N has a discrete marginal measure, it suffices to show that $g_A(|N|)$ is a real-valued function of $|N|$.

Then,

$$\begin{aligned} g_A(|N|) &= \int_{S^{|N|}} \mathbb{1}[(|N|, s_N) \in A_N] \left(\prod_{j=1}^{|N|} \frac{\lambda(s_{N,j})}{\Lambda_S} \right) \left(\int_{\mathcal{Y}} \mathbb{1}[y \in A_Y] d\mathcal{P}_Y \right) ds_N \\ &\leq \int_{S^{|N|}} \left(\prod_{j=1}^{|N|} \frac{\lambda(s_{N,j})}{\Lambda_S} \right) \left(\int_{\mathcal{Y}} d\mathcal{P}_Y \right) ds_N = 1. \end{aligned}$$

□

Proof of Proposition 1. The result follows directly from part (a) of the proof of Theorem 1. Specifically, we have

$$\frac{d\mathcal{P}}{d\mathcal{G}}(N, Y) = \frac{d\mathcal{P}}{d\mathcal{G}}(N) \cdot \frac{d\mathcal{P}}{d\mathcal{G}}(Y | N) = 1 \cdot \frac{f}{g}(Y_N) = \frac{f}{g}(Y_N).$$

□

Proof of Proposition 2. By the definition of the Kullback-Leibler divergence, we have

$$\begin{aligned} D_{\text{KL}}(\mathcal{P} \parallel \mathcal{G}) &= \int \log \left(\frac{d\mathcal{P}}{d\mathcal{G}} \right) d\mathcal{P} \\ &= E_N \left[E_{S_N} \left[E_{Y_N} \left[\log \left(\frac{f}{g}(Y_N) \right) \mid S_N \right] \mid N \right] \right] \\ &= \sum_{N=0}^{\infty} \frac{e^{-\Lambda_S} \Lambda_S^N}{N!} \int_{S^{|N|}} \left[\int_{\mathcal{X}^{|N|}} \log \left(\frac{f}{g}(y_N) \right) f(y_N) dy_N \right] \prod_{j=1}^{|N|} \frac{\lambda(s_{N,j})}{\Lambda_S} ds_N. \end{aligned}$$

□

Proof of Theorem 2. For each $n \in \mathbb{N}$, let \dot{S}_n denote the r -dimensional vector where the j -th entry, $\dot{s}_{n,j}$, is the location in the vector S_N of the n -th POGAMP that is closest to the j -th entry $s_{R,j}$ in S_R . Define Y_n as the component Y of the n -th POGAMP, with Y_{n,\dot{S}_n} , Y_{n,S_N} , and $Y_{n,R}$ representing Y_n at \dot{S}_n , S_N , and S_R , respectively.

Now, let $\|\cdot\|$ denote the L_2 -norm and define the event

$$A_n = (\|\dot{s}_{n,1} - s_{R,1}\| > \epsilon \cap \dots \cap \|\dot{s}_{n,r} - s_{R,r}\| > \epsilon).$$

For all $\epsilon > 0$ such that the r balls of radius ϵ around the points in S_R are disjoint, we obtain

$$P(A_n) \leq \exp(-r\pi\epsilon^2\lambda_n),$$

which implies that

$$\sum_{n=1}^{\infty} P(A_n) < \infty.$$

Therefore, $\dot{S}_n \xrightarrow{a.s.} S_R$ (see [Shao, 2003](#), Theorem 1.8 (v)).

Moreover, by the almost sure continuity of the mapping $s \mapsto Y(s)$ under the POGAMP measure (see [Proposition 1](#)), the convergence $\dot{S}_n \xrightarrow{a.s.} S_R$ implies that $(Y_{n,R} - Y_{n,\dot{S}_n}) \xrightarrow{a.s.} 0$.

Define F_{n,\dot{S}_n} as the c.d.f. of Y_{n,\dot{S}_n} , and let $F_{\dot{S}_n}$ and F_R denote the c.d.f. of the distribution f at \dot{S}_n and S_R , respectively. Then we have

$$F_{n,\dot{S}_n}(y) = E_{\dot{S}_n} [F_{\dot{S}_n}(y)].$$

Since $f_{\dot{S}_n}(y)$ is continuous in (\dot{S}_n, y) , it follows that $F_{\dot{S}_n}(y)$ is also continuous (by the uniform integrability of f and Theorem 16.6 in [Schilling \(2005\)](#)). The convergence $\dot{S}_n \xrightarrow{a.s.} S_R$ implies that $F_{\dot{S}_n}(y) \xrightarrow{a.s.} F_R(y)$ for all $y \in \mathcal{X}^r$. By the dominated convergence theorem, we conclude

$$\lim_{n \rightarrow \infty} F_{n,\dot{S}_n}(y) = E_{\dot{S}_n} \left[\lim_{n \rightarrow \infty} F_{\dot{S}_n}(y) \right] = F_R(y), \quad \forall y \in \mathcal{X}^r,$$

which shows that Y_{n,\dot{S}_n} converges in distribution to F_R .

Finally, since $(Y_{n,R} - Y_{n,\dot{S}_n}) \xrightarrow{a.s.} 0$ and $Y_{n,\dot{S}_n} \xrightarrow{d} F_R$, Slutsky's theorem (see [Resnick, 2013](#), Theorem 8.6.1 (a)) implies that $Y_{n,R} \xrightarrow{d} F_R$. \square

Proof of Proposition 4.

$$\begin{aligned} \text{Cov}(Y_1, Y_2) &= E[\text{Cov}(Y_1, Y_2 | Y_N)] + \text{Cov}[E(Y_1 | Y_N), E(Y_2 | Y_N)] \\ &= E[\text{Cov}(Y_1, Y_2 | Y_N)] \\ &\quad + \text{Cov}[\boldsymbol{\mu}_1 + \Sigma_1 \Sigma_N^{-1} (Y_N - \boldsymbol{\mu}_N), \boldsymbol{\mu}_2 + \Sigma_2 \Sigma_N^{-1} (Y_N - \boldsymbol{\mu}_N)] \\ &= E[\text{Cov}(Y_1, Y_2 | Y_N)] + \text{Cov}[\Sigma_1 \Sigma_N^{-1} (Y_N - \boldsymbol{\mu}_N), \Sigma_2 \Sigma_N^{-1} (Y_N - \boldsymbol{\mu}_N)] \\ &= E[\text{Cov}(Y_1, Y_2 | Y_N)] + E[\Sigma_1 \Sigma_N^{-1} \text{Cov}(Y_N, Y_N | N) (\Sigma_2 \Sigma_N^{-1})^\top] \\ &\quad + \text{Cov}[E(\Sigma_1 \Sigma_N^{-1} (Y_N - \boldsymbol{\mu}_N) | N), E(\Sigma_2 \Sigma_N^{-1} (Y_N - \boldsymbol{\mu}_N) | N)] \\ &= E[\text{Cov}(Y_1, Y_2 | Y_N)] + E[\Sigma_1 \Sigma_N^{-1} \Sigma_{N,f} (\Sigma_2 \Sigma_N^{-1})^\top]. \end{aligned}$$

If the covariance function is identical under the base GP and f , then

$$\begin{aligned} \text{Cov}(Y_1, Y_2) &= E[\text{Cov}(Y_1, Y_2 | Y_N)] + E[\Sigma_1 \Sigma_N^{-1} \Sigma_2^\top] \\ &= E \left[\rho(s_1, s_2) - \sum_{j=1}^N \sum_{i=1}^N \rho(s_1, s_{N,i}) \rho(s_{N,i}, s_{N,j})^{-1} \rho(s_2, s_{N,j}) \right] \\ &\quad + E \left[\sum_{j=1}^N \sum_{i=1}^N \rho(s_1, s_{N,i}) \rho(s_{N,i}, s_{N,j})^{-1} \rho(s_2, s_{N,j}) \right] \\ &= \rho(s_1, s_2), \end{aligned}$$

where $\rho(s_1, s_2)$ represents the covariance of $(Y(s_1), Y(s_2))$, as required. \square

Proof of Proposition 5. For a symmetric pair $(\mathbf{s}, \mathbf{s}')$ such that $\mathbf{s}' = g(\mathbf{s})$ for some rotation g , we have

$$\begin{aligned}\pi(Y_{\mathbf{s}} | \theta) &= \int \pi_{\mathcal{G}}(Y_{\mathbf{s}} | y_n, n, \theta) f_N(y_n | n, \theta) \pi(n | \theta) d\mathcal{P}(y_n, n) \\ &= \int \pi_{\mathcal{G}}(Y_{g(\mathbf{s})} | y_{g(n)}, g(n), \theta) f_N(y_{g(n)} | g(n), \theta) \pi(g(n) | \theta) d\mathcal{P}(y_{g(n)}, g(n)) \\ &= \pi(Y_{g(\mathbf{s})} | \theta) = \pi(Y_{\mathbf{s}'} | \theta).\end{aligned}$$

This establishes the required symmetry property. \square

B Examples of f distributions

Consider the base GP with constant mean μ , variance σ^2 , and an isotropic covariance function Σ . Define Σ_{oo} and Σ_{NN} as the respective covariance matrices of Y_o , Y_N , and Σ_{oN} as the cross-covariance matrix between Y_o and Y_N .

1. The Multivariate t Distribution

Let Z be a random field of i.i.d. $\text{Gamma}(\nu/2, \nu/2)$ random variables for $\nu > 0$. For parameters $(\xi, \tau^2) \in \mathbb{R} \times \mathbb{R}^+$ and a correlation matrix Υ of size $N \times N$, define

$$Y_N | Z_N \sim N\left(\xi_N, \tau^2 \text{diag}\{Z_N^{-1/2}\} \Upsilon \text{diag}\{Z_N^{-1/2}\}\right), \quad (10)$$

where ξ_N is the $|N|$ -vector with all entries equal to ξ . The marginal distribution of Y_N is a multivariate Student- t distribution with mean ξ , scale matrix $\tau^2 \Upsilon$, and degrees of freedom ν .

The full conditional distribution of Y_N is multivariate normal, with mean vector μ^* and covariance matrix Σ^* given by:

$$\Sigma^* = (\Sigma_{NN}^{-1} \Sigma_{No} \Sigma_2^{-1} \Sigma_{oN} \Sigma_{NN}^{-1} + \Lambda^{-1})^{-1}, \quad \mu^* = \Sigma^* (\Sigma_{NN}^{-1} \Sigma_{No} \Sigma_2^{-1} \tilde{\mu} + \Lambda^{-1} \xi_N),$$

where $\Sigma_2 = \Sigma_{oo} - \Sigma_{oN} \Sigma_{NN}^{-1} \Sigma_{No}$, $\Lambda = \tau^2 \text{diag}\{Z_N^{-1/2}\} \Upsilon \text{diag}\{Z_N^{-1/2}\}$, and $\tilde{\mu} = Y_o - \mu + \Sigma_{oN} \Sigma_{NN}^{-1} \mu_N$, with μ_N as the $|N|$ -vector of entries μ .

The Z_N block is sampled using a Δ -guided mixed pCN kernel. The proposal distribution, denoted $q(\ddot{Z}_{\ddot{N}_k, j} | Y_{\ddot{N}_k, j}, \ddot{N}_k, \theta_f)$, is a

$$\text{Gamma}\left(c \frac{\nu + 1}{2}, c \frac{\left(\frac{Y_{\ddot{N}_k, j} - \xi}{\tau}\right)^2 + \nu}{2}\right).$$

To align the base GP and the distribution f have matching means and variances, we set $\xi = \mu$ and $\tau^2 = \varsigma^{-1} \sigma^2$, where $\varsigma = \frac{\nu}{\nu - 2}$. The distribution of $X_N | Z_N$ is obtained by making $\xi = 0$ and $\tau^2 = \varsigma^{-1}$ in (1).

2. The Multivariate Skew-Normal Distribution

Let Z be a random field of i.i.d. standard half-normal random variables. For $(\xi, \tau^2) \in \mathbb{R} \times \mathbb{R}^+$, $\delta \in (-1, 1)$, and a correlation matrix Υ of size $N \times N$, define:

$$Y_N | Z_N \sim N(\xi_N + \tau\delta Z_N, \tau^2(1 - \delta^2)^{-1}\Upsilon), \quad (11)$$

resulting in a marginal distribution of Y_N as a multivariate skew-normal with location parameter ξ , scale matrix $\tau^2\Upsilon$, and skewness parameter δ .

The full conditional distribution of Y_N is multivariate normal, with:

$$\Sigma^* = (\Sigma_{NN}^{-1}\Sigma_{No}\Sigma_2^{-1}\Sigma_{oN}\Sigma_{NN}^{-1} + \Lambda^{-1})^{-1}, \quad \mu^* = \Sigma^* \left(\Sigma_{NN}^{-1}\Sigma_{No}\Sigma_2^{-1}\tilde{\mu} + \Lambda^{-1}\tilde{\xi}_N \right),$$

where $\Sigma_2 = \Sigma_{oo} - \Sigma_{oN}\Sigma_{NN}^{-1}\Sigma_{No}$, $\Lambda = \tau^2(1 - \delta^2)^{-1}\Upsilon$, $\tilde{\xi}_N = \xi_N + \tau\delta Z_N$, and $\tilde{\mu} = Y_o - \mu + \Sigma_{oN}\Sigma_{NN}^{-1}\mu_N$.

The full conditional distribution of Z_N is a truncated multivariate normal, restricted to $(\mathbb{R}^+)^{|N|}$, with mean vector μ^* and covariance matrix Σ^* defined as

$$\Sigma^* = (\delta^2(1 - \delta^2)\Upsilon^{-1} + I_N)^{-1}, \quad \mu^* = \frac{\delta(1 - \delta^2)}{\tau}\Sigma^*\Upsilon^{-1}(Y_N - \xi_N).$$

To sample from this distribution, we employ an embedded Gibbs sampler with blocks defined by the coordinates of $Z_N^* \sim N(0, I_N)$, where $Z_N = \mu^* + (\Sigma^*)^{1/2}Z_N^*$, and $(\Sigma^*)^{1/2}$ denotes the lower triangular Cholesky decomposition of Σ^* (see [Rodríguez-Yam et al., 2004](#)). The constraints on Z_N translate into linear constraints on Z_N^* , namely $(\Sigma^*)^{1/2}Z_N^* > -\mu^*$. Consequently, each block $Z_{N,j}^*$ follows a truncated standard normal distribution. The triangular structure of $(\Sigma^*)^{1/2}$ enhances the efficiency of the embedded Gibbs sampler, as it allows the chain to start within the truncation region, leading to rapid convergence (approximately 20 iterations based on numerical experiments). The final sampled value is retained as a realization from the target full conditional distribution.

The proposal distribution $q(\ddot{Z}_{\ddot{N}_k,j} | Y_{\ddot{N}_k,j}, \ddot{N}_k, \theta_f)$ is a normal distribution

$$N \left(\frac{\delta(1 - \delta^2) \left(\frac{Y_{\ddot{N}_k,j} - \xi}{\tau} \right)}{1 + \delta^2(1 - \delta^2)}, c \frac{1}{1 + \delta^2(1 - \delta^2)} \right)$$

truncated to the positive domain.

To ensure that the base GP and the distribution f have matching means and variances, we set $\tau^2 = \varsigma^{-1}\sigma^2$ and $\xi = \mu - \eta$, with $\varsigma = (\delta^2(1 - 2/\pi) + (1 - \delta^2)^{-1})$ and $\eta = \tau\delta\sqrt{2/\pi}$. The distribution of $X_N | Z_N$ is obtained by making $\xi = -\eta$ and $\tau^2 = \varsigma^{-1}$ in (2).

3. The Multivariate Skew- t Distribution

Let Z_1 be a random field of i.i.d. Gamma($\nu/2, \nu/2$) random variables and Z_2 a random field of i.i.d. standard half-normal random variables, with $\nu > 0$. For $(\xi, \tau^2) \in \mathbb{R} \times \mathbb{R}^+$, $\delta \in (-1, 1)$, and a correlation matrix Υ of size $N \times N$, define

$$Y_N | Z_{N,1}, Z_{N,2} \sim N \left(\xi_N + \tau\delta \text{diag}\{Z_{N,1}^{-1/2}\}Z_{N,2}, \tau^2(1 - \delta^2)^{-1} \text{diag}\{Z_{N,1}^{-1/2}\}\Upsilon \text{diag}\{Z_{N,1}^{-1/2}\} \right). \quad (12)$$

Then, the marginal distribution of Y_N is a multivariate skew- t distribution with location parameter ξ , scale matrix $\tau^2\Upsilon$, skewness parameter δ , and degrees of freedom ν .

The full conditional distribution of Y_N is a multivariate normal with mean vector μ^* and covariance matrix Σ^* , given by

$$\Sigma^* = \left(\Sigma_{NN}^{-1} \Sigma_{No} \Sigma_2^{-1} \Sigma_{oN} \Sigma_{NN}^{-1} + \Lambda^{-1} \right)^{-1}, \quad \mu^* = \Sigma^* \left(\Sigma_{NN}^{-1} \Sigma_{No} \Sigma_2^{-1} \tilde{\mu} + \Lambda^{-1} \tilde{\xi}_N \right),$$

where $\Sigma_2 = \Sigma_{oo} - \Sigma_{oN} \Sigma_{NN}^{-1} \Sigma_{No}$, $\Lambda = \tau^2(1 - \delta^2)^{-1} \text{diag}\{Z_{N,1}^{-1/2}\} \Upsilon \text{diag}\{Z_{N,1}^{-1/2}\}$, $\tilde{\xi}_N = \xi + \tau\delta \text{diag}\{Z_{N,1}^{-1/2}\} Z_{N,2}$, and $\tilde{\mu} = Y_o - \mu + \Sigma_{oN} \Sigma_{NN}^{-1} \mu_N$.

The full conditional distribution of $Z_{N,2}$ is a truncated multivariate normal, restricted to $(\mathbb{R}^+)^{|N|}$, with mean vector μ^* and covariance matrix Σ^* given by

$$\Sigma^* = \left(\delta^2(1 - \delta^2) \text{diag}\{Z_{N,1}^{-1/2}\} \Upsilon^{-1} \text{diag}\{Z_{N,1}^{-1/2}\} + I_N \right)^{-1},$$

$$\mu^* = \frac{\delta(1 - \delta^2)}{\tau} \Sigma^* \text{diag}\{Z_{N,1}^{-1/2}\} \Upsilon^{-1} (Y_N - \xi_N).$$

The block $Z_{N,1}$ is sampled using a Δ -guided mixed pCN kernel.

The proposal distribution $q(\ddot{Z}_{N_k,j} | Y_{N_k,j}, N_k, \theta_f)$ is a Normal-Gamma distribution, factorized as $q(\ddot{Z}_{N_k,2,j} | \ddot{Z}_{N_k,1,j}, Y_{N_k,j}, N_k, \theta_f) q(\ddot{Z}_{N_k,1,j} | Y_{N_k,j}, N_k, \theta_f)$, where

$$\left(\ddot{Z}_{\ddot{N}_k,2,j} | \ddot{Z}_{\ddot{N}_k,1,j}, Y_{\ddot{N}_k,j}, \ddot{N}_k, \theta_f \right) \sim N \left(\frac{\delta(1 - \delta^2) \ddot{Z}_{\ddot{N}_k,1,j}^{1/2} \left(\frac{Y_{\ddot{N}_k,j} - \xi}{\sigma} \right)}{1 + \delta^2(1 - \delta^2)}, c_1 \frac{1}{1 + \delta^2(1 - \delta^2)} \right),$$

$$\left(\ddot{Z}_{\ddot{N}_k,1,j} | Y_{\ddot{N}_k,j}, \ddot{N}_k, \theta_f \right) \sim G \left(c_2 \frac{\nu + 1}{2}, c_2 \left(\frac{\nu}{2} + \frac{(1 - \delta^2)}{2} \left(1 - \frac{\delta^2}{1 + \delta^2(1 - \delta^2)} \right) \left(\frac{Y_{\ddot{N}_k,j} - \xi}{\sigma} \right)^2 \right) \right).$$

To ensure that the base GP and the distribution f have matching means and variances, we set $\tau^2 = \varsigma^{-1} \sigma^2$ and $\xi = \mu - \eta$, where $\varsigma = \left(\frac{\nu}{\nu-2} (\delta^2 + (1 - \delta^2)^{-1}) - \frac{\delta^2 \nu}{\pi} \left(\frac{\Gamma((\nu-1)/2)}{\Gamma(\nu/2)} \right)^2 \right)$ and $\eta = \tau\delta \sqrt{\nu/\pi} \frac{\Gamma((\nu-1)/2)}{\Gamma(\nu/2)}$. The distribution of $X_N | Z_N$ is obtained by making $\xi = -\eta$ and $\tau^2 = \varsigma^{-1}$ in (3).

4. Copula distributions

Suppose we want each coordinate of Y_N to have a marginal density $\frac{1}{\tau} h \left(\frac{Y_{N,j} - \xi}{\tau} \right)$, where h is a density function with mean 0, variance 1, and corresponding c.d.f. H . To define a correlation structure on Y_N through a Gaussian copula, define $X_N \sim N_d(0, \Upsilon)$, where Υ is an $N \times N$ correlation matrix. Then, the j -th coordinate of Y_N is given by

$$Y_{N,j} = g^{-1}(X_{N,j}) = \xi + \tau H^{-1}(\Phi(X_{N,j})),$$

where Φ denotes the standard normal c.d.f.

The j -th coordinate of $g(Y_N)$ can be expressed as

$$X_{N,j} = g(Y_{N,j}) = \Phi^{-1} \left(H \left(\frac{Y_{N,j} - \xi}{\sigma} \right) \right).$$

We sample the block $g(Y_N)$ via pCN Metropolis-Hastings.

To ensure that the base GP and the distribution f have matching means and variances, we set $\tau^2 = \sigma^2$ and $\xi = \mu$.

C Non-Gaussian processes from Genton and Zhang (2012a)

Genton and Zhang (2012a) propose the following processes with skew-normal, Student-t, and skew-t finite-dimensional distributions, respectively:

$$\begin{aligned} Y_s &= \mu + \sigma (\delta Z_{2,s} + (1 - \delta^2)^{-1/2} X_s), \\ Y_s &= \mu + \sigma Z_{1,s}^{-1/2} X_s, \\ Y_s &= \mu + \sigma Z_{1,s}^{-1/2} (\delta Z_{2,s} + (1 - \delta^2)^{-1/2} X_s), \end{aligned}$$

where $Z_2 = \{Z_{2,s}; s \in S\}$ are i.i.d. half-normal random variables, $Z_1 = \{Z_{1,s}; s \in S\}$ are i.i.d. Gamma($\nu/2, \nu/2$) random variables, and X is a Gaussian process.

Defining these processes with i.i.d. random fields resolves identifiability issues for parameters δ and ν . However, these random fields also introduce the measurability and rough path problems discussed in Section 2.2.1.

Figure 4 shows one realization from each of the three processes, with parameters $\mu = 0$, $\sigma^2 = 1$, $\nu = 5$, and $\delta = 0.95$, evaluated on a grid with 160,000 points. The Gaussian process X is simulated using Vecchia approximation, with a power exponential correlation function, allowing for simulation over such a large grid.

For the Student-t and skew-t processes, the plots are truncated to emphasize the rough paths. The actual minimum and maximum values across the mesh are -5.3 and 7.1 for the Student-t process, and -18.5 and 25.2 for the skew-t process. Values outside the displayed range are shown in white.

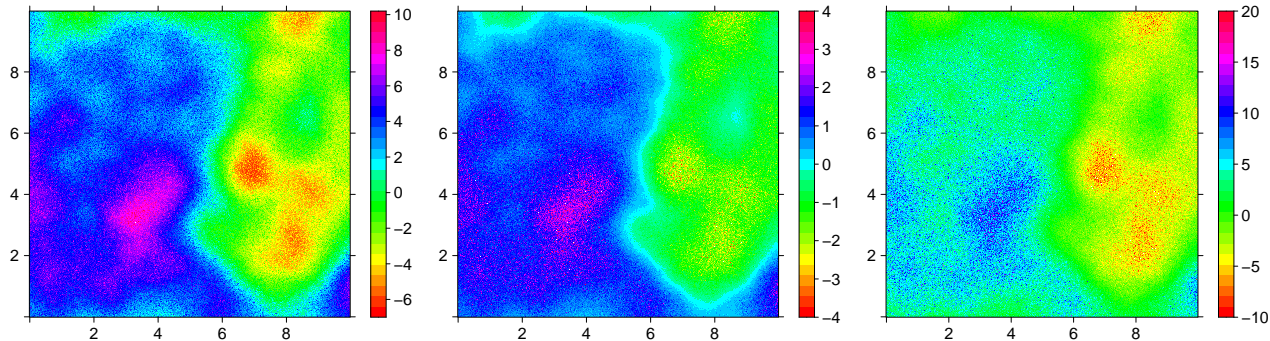


Figure 4: Heat maps of a single realization from the skew-normal (left), Student-t (center), and skew-t (right) processes, evaluated on a grid of 160,000 locations.

D Updating the inverse of a positive-definite matrix

Suppose we have an $n \times n$ covariance matrix Σ_n and its inverse Σ_n^{-1} .

If k new locations are added as the last entries in the vector of locations, the inverse of the resulting $(n+k) \times (n+k)$ covariance matrix can be updated using the Schur complement. Specifically, let

$$\Sigma_{n+k} = \begin{bmatrix} \Sigma_n & B \\ B^\top & D \end{bmatrix},$$

where B is the $n \times k$ cross-covariance matrix between the existing n locations and the new k locations. Then, by the Schur complement, we have

$$\Sigma_{n+k}^{-1} = \begin{bmatrix} \Sigma_n^{-1} + \Sigma_n^{-1} B \Upsilon B^\top \Sigma_n^{-1} & -\Sigma_n^{-1} B \Upsilon \\ -\Upsilon B^\top \Sigma_n^{-1} & \Upsilon \end{bmatrix},$$

where $\Upsilon = (D - B^\top \Sigma_n^{-1} B)^{-1}$ is a $k \times k$ matrix.

In the case where k locations are removed, we first move those k locations to the last k positions in the vector of locations. This requires reordering the inverse covariance matrix so that the rows and columns corresponding to the removed locations are the last k rows and columns. Let the reordered inverse matrix be

$$\Sigma_n^{-1} = \begin{bmatrix} A & B \\ C & D \end{bmatrix},$$

where D is $k \times k$. Then, the inverse of the reduced $(n-k) \times (n-k)$ covariance matrix is given by

$$\Sigma_{n-k}^{-1} = A - B D^{-1} C.$$

The following proposition establishes this result.

Proposition 1. Consider an $n \times n$ positive-definite matrix $M = \begin{bmatrix} A & B \\ C & D \end{bmatrix}$, where D is $k \times k$, and its inverse $M^{-1} = \begin{bmatrix} a & b \\ c & d \end{bmatrix}$. Then,

$$A^{-1} = a - b d^{-1} c.$$

Proof. By the Schur complement, we have $A = (a - b d^{-1} c)^{-1}$. □