

Beyond Gaussian processes: Flexible Bayesian modeling and inference for geostatistical processes

F. B. Gonçalves, M. O. Prates, G. A. S. Aguilár

Universidade Federal de Minas Gerais, Brazil

Abstract

This paper proposes a novel family of geostatistical models to account for features that cannot be properly accommodated by traditional Gaussian processes. The family is specified hierarchically and combines the infinite-dimensional dynamics of Gaussian processes with that of any multivariate continuous distribution. This combination is stochastically defined through a latent Poisson process and the new family is called the Poisson-Gaussian Mixture Process - POGAMP. Whilst the attempt of defining geostatistical processes by assigning some arbitrary continuous distribution to be the finite-dimension distributions usually leads to non-valid processes, the finite-dimensional distributions of the POGAMP can be arbitrarily close to any continuous distribution and still define a valid process. Formal results to establish the existence and some important properties of the POGAMP, such as absolute continuity with respect to a Gaussian process measure, are provided. Also, an MCMC algorithm is carefully devised to perform Bayesian inference when the POGAMP is discretely observed in some space domain. Simulations are performed to empirically investigate the modelling properties of the POGAMP and the efficiency of the MCMC algorithm.

Key Words: Heavy tails; MCMC; Skewness; Poisson process.

1 Introduction

Continuous spatial statistical modelling, referred to as geostatistics, is an appealing approach to explain the probabilistic dynamics of some response variable observed on some continuous domain. Spatial prediction is an important problem in fields such as petroleum engineering, civil engineering, mining, geography, geology, environmental, hydrology and climate studies (Dubrule, 1989; Hohn, 1998; Cressie, 2015; Bevilacqua et al., 2021). Geostatistical problems consider a partial realization of an underlying random field indexed by locations that vary continuously on a fixed domain in space and focus on understanding the stochastic dynamics of the generating process to predict values at unobserved locations or regions. The underlying random field is often assumed to be a Gaussian processes (GP). This assumption facilitates prediction and provides some justification for the use of the spatial prediction. A GP is completely characterized by its mean and covariance functions and the GP measure implies that the joint distribution of the process at any finite collection of locations is a multivariate normal. The stability of the multivariate normal distribution under summation and conditioning offers tractability and simplicity, besides having closure under marginal and conditional distributions.

The GP inherits appealing properties of the normal distribution, making it a strong and convenient candidate to solve numerous problems and case studies in real life. Nevertheless, in practice, the normality assumption might not be appropriate to fit some observed phenomena, especially in the presence of heavy tailed or skewness behaviors. This motivates the development of more general classes of geostatistical models that allow for non-Gaussian features whilst preserving some desirable properties of GPs.

The problem of modeling skewed data in a geostatistics context has been a subject of interest in recent years. In particular, the question whether multivariate skewed distributions can be consistently extended to random fields is of great interest in many spatial and spatiotemporal applications. The skew-normal class of distributions extends the widely employed normal distributions by introducing a skewing function and shares many statistical properties of the latter. Several classes of multivariate skew distributions have been proposed in the literature, such as the skew-normal (Azzalini and Valle, 1996) and skew-t Azzalini and Capitanio (2003) distributions.

Basically, previously proposed non-Gaussian geostatistical processes are based on one of two general strategies. The first one attempts to define the process by setting its finite-dimensional distributions (FDD), typically some class of parametric distributions, for example, skew-normal or skew-t. This approach, however, may lead to a non-valid process, in the sense of not defining a probability measure. Mahmoudian (2018) provides the necessary conditions for a skew-normal distribution to define a valid process and points out a few ill-defined processes in the literature, such as the ones in Kim and Mallick (2004), Allard and Naveau (2007), Hosseini et al. (2011) and Zareifard and Khaledi (2013). The authors also present some examples of valid processes by basically considering process that can be written as a (non-linear) measurable function of one or more Gaussian processes (and possibly some finite-dimensional random variables). In particular, the SUN family (Arellano-Valle and Azzalini, 2006) that unifies all extension of the SN family requires considerable restriction to its parametric space in order to define a valid process.

The second general strategy to define non-Gaussian processes is by considering (measurable) non-linear transformations of one or more independent Gaussian processes. The validity of the GPs guarantees the validity of the resulting process. De Oliveira et al. (1997), for example, used non-linear monotone parametric transformations to define non-Gaussian random fields. Palacios and Steel (2006) proposed the Gaussian-log-Gaussian model, which is based on a log-Gaussian scale mixture of a Gaussian process. The resulting process is able to accommodate heavy tail behavior and is a function of two independent Gaussian processes. Alodat and Al-Rawwash (2009) proposes a skew-Gaussian process by taking a function of a Gaussian process and a univariate standard normal random variable. Later on, Alodat and AL-Rawwash (2014) allows the second component to have a non-zero mean to define the extended skew Gaussian process. Bevilacqua et al. (2021) also proposed a process with heavy tail behavior by considering a scale mixture of a GP where the mixture process is a function of ν independent GPs, where ν is the degrees of freedom parameter of the resulting student-t marginal FDD. The multivariate FDDs though are unknown. The authors obtain the density for the bivariate case but this depends on an intractable (infinite sum) term. The authors also propose a process to account for skewness and heavy tails by replacing the GP in the aforementioned process by the skew Gaussian process of Zhang and El-Shaarawi (2010), which itself is a function of two independent GPs. The resulting process is has skew-t marginals but, naturally, shares the same intractability problems as the previous process. The authors even mention that “it is apparent that likelihood-based methods for the skew-Gaussian process are impractical from computational point of view

even for a relatively small dataset”. Tagle et al. (2020) proposed a spatial Skew- t model that relies on a partition of the spatial domain and is a function of a GP and a finite collection of random variables with distributions gamma, half-normal and multivariate normal. Their model has discontinuities at the boundaries and assumes conditional independence among points for different regions.

A general framework to define transformations of GPs is through Gaussian copulas. It has the advantage of allowing the choice of any arbitrary marginal distribution whilst the dependence structure is defined by the chosen copula. Other than Gaussian copulas may also be considered in order to desire to have more complex dependence structures but these usually lead to intractable densities and moments. Examples of geostatistical processes defined through copulas can be found in Bárdossy (2006); Bárdossy and Li (2008); Kazianka and Pilz (2010, 2011); Prates et al. (2015); Hughes (2015); Gräler et al. (2010); Gräler and Pebesma (2011).

Whilst considering transformations of GPs allows for the definition of valid non-Gaussian processes, it has some considerable drawbacks. First of all, relying on multiple copies of Gaussian process have a considerable impact on the derivation and computational cost of inference methodologies (including prediction). Second, important features such as densities and moments (uni and bivariate) are typically complicated and sometimes even intractable/unavailable. Third, achieving tractability may come at a cost of compromising model flexibility. Finally, some models may have serious identifiability issues (see Genton and Zhang, 2012).

Recently, Zheng et al. (2021) proposed a new direction to define scalable non-Gaussian processes by considering a nearest neighbor formulation and setting the respective conditional finite-dimensional distributions to be a mixture of conditional distributions induced by bivariate joint ones. The formulation is quite general but features like FDDs and moments are only available for a few simpler cases. Furthermore, defining a process with the desired flexible properties using the proposed structure is not straightforward.

Motivated by the limitations and complexity of the existing literature on non-Gaussian geostatistical processes, this paper aims at proposing a flexible family of processes that can properly accommodate non-Gaussian features such as skewness and heavy tails, in a parsimonious and interpretable way. The conceptualization of the process is based on the choice of a family of multivariate continuous distribution that has the desirable features for the resulting process. The proposed process is constructed in a way that any continuous multivariate distribution can be considered and its impact on the resulting process is clear and intuitive. The process is specified hierarchically, through an augmented Poisson process (PP), such that the FDD at the locations of the PP are given by the initially chosen multivariate distribution. Furthermore, conditional on the value of the process at those locations, the probability measure of the infinite-dimensional remainder is a Gaussian measure. This feature implies appealing properties of the resulting process and, ultimately, facilitates the computation in simulation and inference contexts.

Inspired by its particular hierarchical structure, the proposed family is called the Poisson-Gaussian Mixture Process - POGAMP. The main advantages of the POGAMP are: 1) its existence is guaranteed, despite the multivariate distribution initially chosen; 2) it is highly flexible in terms of modelling since its finite-dimensional distributions are some sort of mixture between normal and the chosen multivariate distribution and can get arbitrarily close to the latter when the rate of the augmented PP increases. Other important features of the POGAMP are its absolute continuity w.r.t. the Gaussian measure, which basically means that all the almost sure (a.s.) properties of the latter are inherited by the POGAMP, such as continuity and differentiability, and the possibility to use conditionally independence-based structures

in a straightforward way to apply the POGAMP to large datasets. Typical choices for the multivariate distribution used as basis for the POGAMP include skew-normal, student-t, skew-t, copulas.

From an inference perspective, we propose an MCMC algorithm to perform Bayesian inference based on the observation of a POGAMP in a finite collection of locations in a compact domain S . The algorithm consists of an infinite-dimensional Markov chain that converges to the posterior distribution of all the unknown quantities of the model. The infinite-dimensionality of the chain is due to the same property of the POGAMP and requires the use of non-standard simulation techniques and MCMC updates to devise a valid, exact and efficient MCMC algorithm. The term “exact” refers to the property that the limiting distribution of the MCMC chain is the exact (infinite-dimensional) target posterior distribution. The exactness property is achieved by employing a simulation technique called retrospective sampling.

The contributions of methodology proposed in this paper can be generally described to be twofold. First, it allows for the definition of flexible valid processes with FDDs arbitrarily close to any multivariate distribution and also with the level of proximity to that distribution varying across the considered domain. Second, even in the cases where the chosen multivariate distribution defines a valid process, the POGAMP construction may facilitate the derivation of more efficient inference methodologies.

This paper is organized as follows. Section 2 presents the POGAMP, establishes its existence and provides results related to its main properties. Section 3 presents the MCMC algorithm to perform Bayesian inference for discretely observed POGAMPs. Section 4 presents a nearest neighbor GP approach to deal with large datasets.

2 A novel family of geostatistical models

2.1 The Poisson-Gaussian Mixture Process

The Poisson-Gaussian Mixture Process is hierarchically defined through conditional and marginal measures. This not only allows for a tractable way to define the model, but also gives good intuition about its dynamics and a clear interpretation of its components. The definition of a joint probability measure using a decomposition into conditional and marginal measures, however, does not guarantee the existence of the former. The existence of the joint measure needs to be established in order to yield the existence of the marginal geostatistical process of interest. The formal definition of the POGAMP is provided in Definition 2 below and its existence is established in Theorem 1. Before defining the POGAMP, we present the definition of a Gaussian process.

Definition 1. *A Gaussian process Y is a stochastic process in some space domain $S \in \mathbb{R}^d$, $d \in \mathbb{N}$, such that, for all $n \geq 1$ and $(s_1, \dots, s_n) \in S^n$,*

$$(Y(s_1), \dots, Y(s_n)) \sim N_n(\mu(s_1, \dots, s_n), \Sigma(s_1, \dots, s_n)),$$

where $\mu(s_1, \dots, s_n) \in \mathbb{R}^d$ and $\Sigma(s_1, \dots, s_n)$ is a $n \times n$ positive-definite covariance matrix. If $\mu(s_1, \dots, s_n)$ is a constant vector, $\text{cov}(Y(s_i), Y(s_i)) = \sigma^2 \in \mathbb{R}^+$, $\forall i$, and $\text{cov}(Y(s_i), Y(s_j)) = \sigma^2 \rho(|s_i - s_j|)$, $\forall i \neq j$ and some correlation function ρ , the Gaussian process is said to be stationary and isotropic.

Definition 2. The Poisson-Gaussian Mixture Process - POGAMP. Let (Y, N) , for $Y = \{Y(s), s \in S \subset \mathbb{R}^2\}$, for a compact domain S , be a coordinate process on $(\mathcal{Y} \times \mathcal{N}, \sigma(\mathcal{B}(\mathcal{Y}) \times \mathcal{B}(\mathcal{N})))$, where \mathcal{Y} is the Banach space of continuous functions on $S \in \mathbb{R}^d$ and $\mathcal{B}(\mathcal{Y})$ is the Borel σ -algebra generated by the open sets of \mathcal{Y} in the strong topology. \mathcal{N} is the locally compact separable metric space of point patterns in S , such that no two points are in the same location and the number of points in any compact subset of S is finite, with σ -algebra $\mathcal{B}(\mathcal{N})$. Now define \mathcal{P} as the probability measure on $(\mathcal{Y} \times \mathcal{N}, \sigma(\mathcal{B}(\mathcal{Y}) \times \mathcal{B}(\mathcal{N})))$ under which

- i) N is a Poisson process on S with non-negative intensity function $\lambda := \{\lambda(s), s \in S\}$ and events $S_N := \{\dot{s}_1, \dots, \dot{s}_{|N|}\}$;
- ii) conditional on N , $Y_N := (Y(S_{N,1}), \dots, Y(S_{N,|N|}))$ has Lebesgue probability density function f_N , such that f_N is continuous on $(S_N, Y_N) \in (S^{|N|} \times \mathcal{X}^{|N|})$ and uniformly integrable w.r.t. the N -dimensional Lebesgue measure, where $\mathcal{X} \subset \mathbb{R}$ is the support of each coordinate of f_N ;
- iii) conditional on (N, Y_N) , Y is a Gaussian Process with mean μ and covariance function Σ on $S \setminus S_N$.

We shall refer to the Gaussian process that defines the conditional process in *iii*) as the base GP. The spatial process Y from the POGAMP is considerably general and flexible, given the flexibility to specify the density f_N and the intensity function λ . Specific POGAMP models are defined in terms of the class of distributions f , that defines f_N for each possible value of N , and the intensity function (IF) λ . For example, one may consider f to be a multivariate Skew-t distribution with an isotropic covariance function.

The components f and λ have clear purposes in the definition of the POGAMP. The former ought to have the features desired for the finite-dimensional distributions of the Y , for example, skewness and heavy tails. The intensity function λ stochastically defines how close the FDDs of Y should be to f and how this similarity should vary across the space. Intuitively, the FDDs of Y are some sort of mixture between f and a normal distribution and the IF λ determines the (possibly continuously varying) “weight” of each of the two distributions in the mixture. For smaller values of λ , Y approaches the GP characteristics whilst, for larger values, Y approaches f (in the sense of its FDDs approaching f). We shall consider either the homogeneous case, i.e., $\lambda(s) = \lambda \in \mathbb{R}^+$, $\forall s$, or the non-homogeneous case with a parametric IF $\lambda(s) = \lambda(s; \theta_\lambda)$, for some parameter vector θ_λ . More general (non-parametric) IFs may be used by incorporating existing methodologies for exact inference for non-parametric and non-homogeneous Poisson processes such as [Gonçalves and Gamerman \(2018\)](#) and [Gonçalves and Dias \(2022\)](#).

The uniform integrability condition for f is used to establish the limiting result in Theorem 2, from Section 2.2, regarding the weak convergence of the finite-dimensional distributions of the POGAMP to f . This is a quite mild condition which is typically satisfied (for example, by the skew-t distribution). A generally easy to check condition is that $f^{1+\delta}$, for a $\delta > 0$, is Lebesgue integrable.

We will focus on the case where $S \subset \mathbb{R}^2$ as it is considered in most of the geostatistical applications. The following theorem establishes the existence of the POGAMP.

Theorem 1. Existence of the POGAMP. \mathcal{P} , as defined in Definition 2, is a probability measure on $(\mathcal{Y} \times \mathcal{N}, \sigma(\mathcal{B}(\mathcal{Y}) \times \mathcal{B}(\mathcal{N})))$, which implies that Y (under \mathcal{P}) is a valid stochastic process.

The proof of Theorem 1 relies on the following Lemma.

Lemma 1. Let $(\Omega_1, \mathcal{F}_1, \mu_1)$ be a probability space such that, for each $\omega_1 \in \Omega_1$, there exists a probability measure μ_{2,ω_1} on $(\Omega_2, \mathcal{F}_2)$. Consider the joint measurable space $(\Omega, \sigma(\mathcal{F}))$, where

$\Omega = \Omega_1 \times \Omega_2$ and $\mathcal{F} = \mathcal{F}_1 \times \mathcal{F}_2$, and suppose that

$$g_A(\omega_1) = \int_{\Omega_2} \mathbb{1}[(\omega_1, \omega_2) \in A] d\mu_{2,\omega_1}(\omega_2), \text{ is } \mathcal{F}_1\text{-measurable, } \forall A \in \mathcal{F}.$$

Then, there exists a probability measure μ on $(\Omega, \sigma(\mathcal{F}))$ that satisfies

$$\mu(A) = \int_{\Omega_1} \int_{\Omega_2} \mathbb{1}[(\omega_1, \omega_2) \in A] d\mu_{2,\omega_1}(\omega_2) d\mu_1(\omega_1), \quad \forall A \in \mathcal{F}, \quad \omega_1 \in \Omega_1 \quad \text{and} \quad \omega_2 \in \Omega_2,$$

and μ is called the joint measure.

Lemma 1 provides the conditions required for the pair composed of a marginal and a conditional probability measures to define a valid joint probability measure. The Lemma considers a general framework, unlike the versions found in the literature which only consider finite-dimensional real measurable spaces. The proofs of Lemma 1 and Theorem 1 are presented in Appendix A.

2.2 Properties of the POGAMP

We now explore some important properties of the POGAMP which have direct impact on its use in a statistical context. First, let \mathcal{G} be the probability measure on $(\mathcal{Y} \times \mathcal{N}, \sigma(\mathcal{B}(\mathcal{Y}) \times \mathcal{B}(\mathcal{N})))$ that differs from \mathcal{P} only on the distribution of N and $(Y_N|N)$ such that, under \mathcal{G} , N is a unit rate homogeneous PP on S and $(Y_N|N)$ has the normal distribution induced by base GP of the POGAMP. We shall refer to the process (Y, N) under \mathcal{G} as the augmented GP, since the induced marginal measure of Y is the base GP. Note that its existence is established by Theorem 1.

Proposition 1. \mathcal{P} is absolutely continuous w.r.t. \mathcal{G} with Radon-Nikodym derivative given by $\frac{f}{g}(Y_N)$, where g is the Lebesgue density of Y_N under \mathcal{G} .

An equivalent statement to that in Proposition 1 is that \mathcal{G} -a.s. implies \mathcal{P} -a.s. As a consequence, interesting features of GPs, such as a.s. continuity and a.s. differentiability of the generated surfaces, are inherited by the POGAMP. The result in the proposition also has relevant implications in the derivation and validity of an MCMC algorithm to perform inference for discretely-observed POGAMPs.

Another interesting consequence of Proposition 1 is that the Kullback Lieber divergence between \mathcal{P} and \mathcal{G} depends on Y only through Y_N .

Proposition 2. The Kullback Lieber divergence between the POGAMP and the augmented GP measures is given by

$$D_{KL}(\mathcal{P} \parallel \mathcal{G}) = \sum_{n=0}^{\infty} \frac{e^{-\Lambda_S} (\Lambda_S)^n}{n!} \int_{S^n} \int_{\mathbb{R}^n} \prod_{j=1}^n \frac{\lambda(s_j)}{\Lambda_S} \log \left(\frac{f_N}{g_N}(y) \right) f_N(y) dy ds,$$

where $\Lambda_S = \int_S \lambda(s) ds$, $s = (s_1, \dots, s_{|N|})$, $y = (y_1, \dots, y_{|N|})$ and f_N and g_N are the conditional density of Y at s , under \mathcal{P} and \mathcal{G} , respectively, given N . If N is a homogeneous PP with rate λ ,

$$D_{KL}(\mathcal{P} \parallel \mathcal{G}) = \sum_{n=0}^{\infty} \frac{e^{-\lambda \mu(S)} \lambda^n}{n!} \int_{S^n} \int_{\mathbb{R}^n} \log \left(\frac{f_N}{g_N}(y) \right) f_N(y) dy ds$$

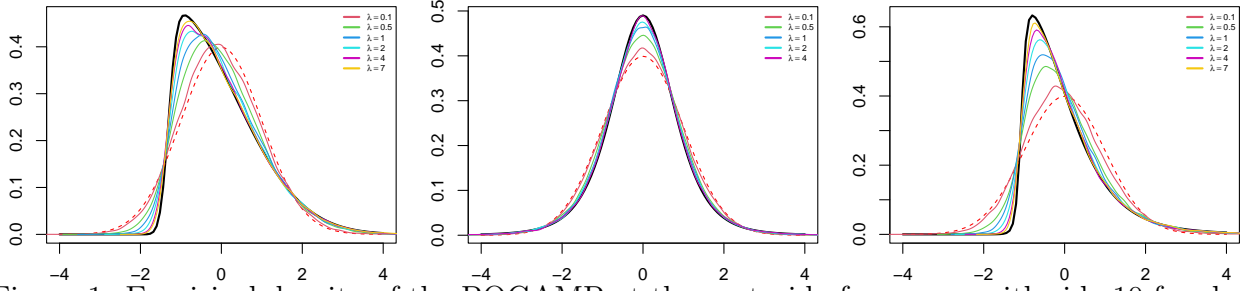


Figure 1: Empirical density of the POGAMP at the centroid of a square with side 10 for skew-normal, student-t and skew-t f distributions, for different values of λ . Black line if the marginal f density and dashed red line is the marginal density of the base GP.

The proofs of the propositions 1 and 2 are given in Appendix A.

As it was mentioned before, one of the main advantages of the POGAMP is that its finite-dimensional distributions inherit the characteristics of some chosen class of multivariate distribution f and it is a valid process under some very mild conditions. In fact, as the IF of N increases, the FDDs get arbitrarily close to f , as it is stated in the following theorem.

Theorem 2. *Consider a monotonic sequence of positive real numbers $\{\lambda_n\}_{n=1}^{\infty}$ such that $\lambda_n \uparrow \infty$ and $(\lambda_{n+1} - \lambda_n) > \epsilon > 0, \forall n \in \mathbb{N}$. Let S_R be a set of any r distinct locations in S , for $r \in \mathbb{N}$ and define an infinite sequence of POGAMPs with common f distribution, such that the component N of the n -th POGAMP is a Poisson process with intensity function $\lambda_n(s) \geq \lambda_n, \forall s \in S$. Define $Y_{n,R}$ as the component Y of the n -th POGAMP at locations S_R and $Y_{f,R}$ as the r -dimensional random variable with distribution f at S_R . Then, $Y_{n,R} \xrightarrow{d} Y_{f,R}$.*

The proof of Theorem 2 is given in Appendix A.

Note that, in the cases that f defines a valid process, the POGAMP can get arbitrarily close to this (at least in terms of the FDDs) by increasing the rate λ , with the advantage of having the tractability of the Gaussian process measure. Furthermore, even if f does not define a valid process, the POGAMP can still have FDD arbitrarily close to f . Finally, the existence of the POGAMP allows us to perform likelihood-based inference for discretely-observed spatial phenomena, under that model. Figure 2.2 illustrates the result in Theorem 2 by showing the empirical marginal density of the POGAMP at the centroid of a square of size 10, for different values of λ , when the f distribution is skew-normal, student-t and skew-t.

Standard calculations based on the hierarchical structure of the POGAMP are used to obtain the density of its finite-dimensional distributions. We shall use π as a general notation for densities. If this refers to a discrete or a continuous finite-dimensional random variable, the implicit dominating measure is the counting or the Lebesgue measure, respectively.

Proposition 3. Density of the finite-dimensional distributions. *For any finite collection of locations S_R , the density π_R of Y_R (Y at S_R), under the POGAMP measure, is given by*

$$\pi_R(y) = \sum_{n=0}^{\infty} w_n g(y; n), \quad (1)$$

$$\text{where } w_n = \frac{[\Lambda_S]^n}{n!} c_n, \quad g(y; n) = \frac{g^*(y; n)}{c_n},$$

$$c_n = \int_{\mathbb{R}^n} g^*(y; n) dy, \quad g^*(y; n) = \int_{S^n} \pi(s|n) \int_{\mathbb{R}^n} f_N(x | s, n) \pi_{\mathcal{G}}(y | x, s, n) dx ds,$$

with s and x being n -dimensional vectors, $\pi(s|n) = \prod_{j=1}^n \frac{\lambda(s_j)}{\Lambda_S}$, $f_N(x | s, n)$ being the density of the f distribution at locations s and $\pi_{\mathcal{G}}(y | x, s, n)$ being the density of Y at locations S_R , conditional on $(Y_N, S_N, |N|) = (y, s, n)$, under the base GP measure.

Note that the marginal density of Y_R is a discrete mixture of the conditional (on $|N|$) densities g .

Now we express the covariance function of Y , under the POGAMP measure.

Proposition 4. *Let s_1 and s_2 be any two locations in S , Σ_i be the row vector of the covariances between $Y(s_i)$ and $Y(S_N)$ under the base GP, for $i = 1, 2$, and Σ_N and $\Sigma_{N,f}$ be the covariance matrix of Y_N under the the base GP and the f distribution, respectively. Then,*

$$\text{Cov}(Y_1, Y_2) = \mathbb{E}[\text{Cov}(Y_1, Y_2 | Y_N)] + \mathbb{E}[\Sigma_1 \Sigma_N^{-1} \Sigma_{N,f} (\Sigma_2 \Sigma_N^{-1})^T]. \quad (2)$$

If, additionally, the covariance function is the same under the base GP and f , we have that

$$\text{Cov}(Y_1, Y_2) = \rho(s_1, s_2) \quad (3)$$

where $\rho(s_1, s_2)$ is the covariance of $(Y(s_1), Y(s_2))$, under the base GP.

The proof of Proposition 4 is presented in Appendix A.

The second result in Proposition 4 has important practical implications as it provides an analytical representation of the covariance function of the POGAMP, allowing for a clear interpretation of this.

Finally, we state an interesting property regarding symmetry of the POGAMP. First, consider the following definitions.

Definition 3. Symmetry of a compact region. *We say that a compact region $S \in \mathbb{R}^2$ is symmetric if there exists at least one rotation of \mathbb{R}^2 , that is not a multiple of 2π , for which S remains the same.*

Definition 4. Symmetry of a Poisson process. *We say that a Poisson process N on a symmetric region $S \in \mathbb{R}^2$ is symmetric if all the rotations of \mathbb{R}^2 that preserve S , also preserve the intensity function of N .*

Definition 5. Symmetry of locations. *Suppose that S and N are symmetric and let \mathbf{s} and \mathbf{s}' be two sets of r locations in S , for any $k \in \mathbb{N}$. We say that \mathbf{s} and \mathbf{s}' are symmetric w.r.t. (S, N) if, for at least one of the rotations defined in Definition 3, \mathbf{s} in the rotated space is equal to \mathbf{s}' in the non-rotated one.*

Proposition 1. *Suppose that f is stationary and S and N is symmetric. Then, for any two sets \mathbf{s} and \mathbf{s}' in S that are symmetric w.r.t. (S, N) , we have that $Y(\mathbf{s}) \stackrel{d}{=} Y(\mathbf{s}')$, under the POGAMP measure.*

The proof of the Proposition 1 is presented in Appendix A.

We present three examples of the symmetry property of the POGAMP. In Figure 2-(a), N is a homogeneous PP and the four sets of points defined by the different colours are symmetric between themselves. In Figure 2-(b), the intensity function of N is piecewise constant, and the blue and red sets are symmetric and the black and green ones also are. In Figure 2-(c), the intensity function of N is proportional to a bivariate normal density function with symmetry at the centroid. In this case, the four sets of points defined by the different colours are symmetric between themselves.

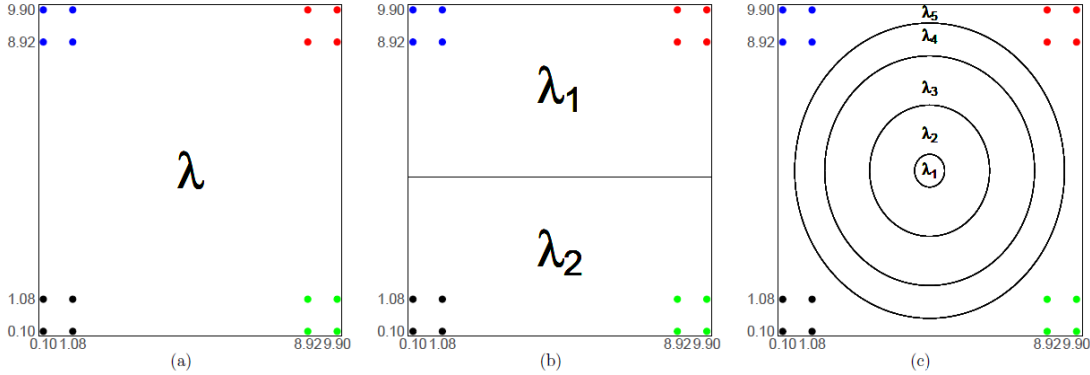


Figure 2: Examples of the symmetry property of the POGAMP.

2.3 Model specification and identifiability

The wide range of possibilities to choose the f distribution and the intensity function λ defines the POGAMP as a very general and flexible class of geostatistical models. As a consequence, issues such as model specification and identifiability become an important aspect when considering the POGAMP for statistical analysis. As in every statistical modelling problem, model parsimony is to be considered to specify the model to be fit. A reasonable balance between flexibility and predictive capability ought to be pursued.

Naturally, the main step when specifying a POGAMP is the choice of f . This distribution ought to possess all the non-Gaussian features one wants the final model to have, such as skewness and heavy tails. The FDDs of the POGAMP are some sort of mixture of f and the FDDs of the base GP, therefore, knowing features of f such as densities and moments is crucial to understand the dynamics of the resulting process.

An important issue to be explored is whether moments (marginal and joint) of the f distribution and the base GP should be matched, in particular, mean, variance and covariance function. This has a direct impact on the number of parameters in the model and, consequently, on model parsimony. Matching those moments should typically be a reasonable strategy, specially if a stationary behavior is expected from the fitted model. On the other hand, non-stationary behaviors can be considered in terms of similarity with f across the space domain, by considering a non-constant IF λ , and in terms of moments/covariance structure, by not matching those properties between f and the base GP, with non-constant λ . One can also consider a non-stationary f distribution.

Well-known classes of skew and heavy tail distributions ought to be a typical choice for f . For example, skew-Normal, student-t, skew-t and copula-based distributions. We call the attention to more general classes of distributions for which the process with FDDs given by f

is ill-defined. For example, general classes of skew-normal and skew-t distributions and non-Gaussian copula-based distributions. Finite mixtures of distributions are also an attractive possibility. In particular, mixtures of distributions with fixed levels of skewness and heavy tails may be a good alternative to avoid the estimation of parameters that define those features, whereas the level of skewness and heavy tails can be still estimated through the estimation of the mixture weights (see [Bispo et al., 2020](#)).

Model identifiability is of particular concern in terms of the trade-off between level of departure from normality by f and closeness between the POGAMP Fdds and f (magnitude of λ). For example, a non-Gaussian feature such as heavy tails or skewness may be increasingly incorporated to the POGAMP by enhancing those features in f or by increasing λ . In particular, suppose that f is a t distribution and so the heavy tail behavior of the POGAMP can be adjusted by changing the degrees of freedom parameter of f or the value of λ for a fixed f with considerably heavy tails (see Figure 3). This does not necessarily mean that the same distribution can be obtained for different settings of those two characteristics, but very similar ones certainly can. Therefore, in a limited data size scenario, the amount of information may not be enough to avoid practical identifiability problems.

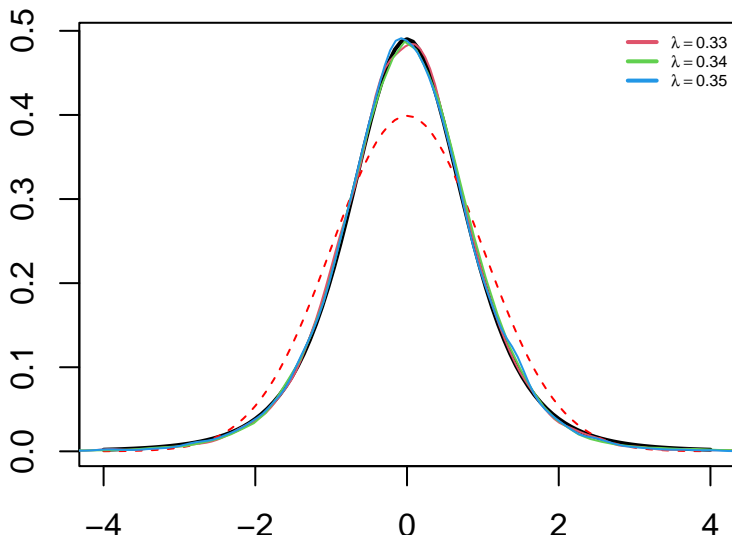


Figure 3: Empirical marginal density of the POGAMP with a student-t f with degrees of freedom 3 for different combinations of λ . Black line is the density of a student-t with degrees of freedom 5.

A reasonable way to tackle the identifiability issue under the Bayesian approach is by considering robust penalising priors. In the context described in the previous paragraph, we ought to favor scenarios with the lowest λ , motivated by the consequent gains in computational cost. Nevertheless, devising a penalizing prior for λ that is robust in terms of model specification and data size is not trivial, even if considering sophisticated classes of penalising priors such as the penalise complex priors (PC priors) of [Simpson et al. \(2017\)](#). That is because we cannot specify a base distribution in closed form in terms of λ - not even for the marginal densities of the POGAMP. Instead, we consider a penalizing prior for the complexity parameters of the f distribution, i.e., the parameters that define the departure from Gaussianity. For example, degrees of freedom and skewness parameters.

For a given complexity parameter ξ indexing the f distribution, we define a base value ξ_0

that defines the most complex accepted distribution f . The PC prior on ξ is given by

$$\pi(\xi) = \zeta e^{-\zeta d(\xi, \xi_0)} \left| \frac{\partial d(\xi, \xi_0)}{\partial \xi} \right|, \quad (4)$$

where $d(\xi, \xi_0) = \sqrt{2KLD(\xi, \xi_0)}$, with $KLD(\xi, \xi_0)$ being the Kullback-Leibler divergence between the marginal f under ξ and under ξ_0 , i.e.,

$$KLD(\xi, \xi_0) = \int_{\mathbb{R}} f(x|\xi) \log \left(\frac{f(x|\xi)}{f(x|\xi_0)} \right) dx. \quad (5)$$

We typically need to resort to numerical approximations to compute (5).

3 MCMC

Performing statistical inference for infinite-dimensional models - when the dimension of the unknown quantities of the model (parameters and latent variables) is infinitely uncountable, is a highly complex problem. For many years, solutions had to rely on discrete (finite-dimensional) approximations of those quantities. This naturally represents a significant source of error in the analysis and this error is typically hard to be measured and/or controlled. The advances in computational methods, specially Monte Carlo under a Bayesian approach, have brought a new perspective to deal with infinite-dimensional problems by allowing for an analysis where no discretisation error is involved, only Monte Carlo one. The latter is much simpler to quantify and control, resulting in more precise and computationally efficient analyses.

Exact (free of discretisation error) inference solutions for infinite-dimensional problems are possible mainly due to a neat simulation technique called retrospective sampling. It basically allows to deal with infinite-dimensional random variables by unveiling only a finite-dimensional representation of this, which has two main properties: i) it is enough to know its value in order to execute the steps of the algorithm in context, for example, MCMC; ii) any finite-dimensional part of the infinite-dimensional remainder of that r.v. can be simulated conditional on it. The idea of retrospective sampling in the context of simulation of infinite-dimensional r.v.'s was introduced in [Beskos and Roberts \(2005\)](#) to perform exact simulation of diffusion paths. It was later used in a statistical context in several works (see, for example, [Beskos et al. \(2006\)](#) and [Gonçalves and Gamerman \(2018\)](#)).

We propose an infinite-dimensional MCMC algorithm that relies on retrospective sampling to perform exact Bayesian inference for discretely-observed POGAMPs. The algorithm consists of a Gibbs sampling with Metropolis-Hastings steps and is exact in the sense of having the exact posterior of all the unknown quantities in the model as its invariant distribution. Each step of the algorithm is carefully designed to be computationally efficient and provide feasible and reasonable solutions to the inference problem at hand. The infinite dimensionality of the algorithm is due to the same property of the component Y_u .

Suppose that a POGAMP Y is observed at some finite collection of locations s_1, \dots, s_n in S . The vector of unknown quantities to be estimated is given by $\psi = (N, Y_N, Y_u, \theta_G, \theta_f, \lambda)$, where $Y_u = Y \setminus (Y_N, Y_o)$ and $Y_o = (Y_{s_1}, \dots, Y_{s_n})$. Vectors θ_G and θ_f are the sets of parameters indexing the base GP and f distribution, respectively.

Under the Bayesian paradigm, inference about ψ is based on the posterior distribution of $(\psi | Y_o)$, which has a density, w.r.t. a suitable dominating measure, proportional to

$$\pi(Y_o, \psi) = \pi_G(Y_u | Y_N, Y_o, \theta_G) \pi_G(Y_o | Y_N, \theta_G) f_N(Y_N | \theta_f, N) \pi(N | \lambda) \pi(\lambda, \theta_f, \theta_G), \quad (6)$$

where $\pi_{\mathcal{G}}$ refers to the respective densities w.r.t. to the base GP measure.

Our Gibbs sampling algorithm considers the following blocking scheme:

$$N, \quad Y_N, \quad \lambda, \quad \theta_G, \quad \theta_f, \quad Y_u.$$

Retrospective sampling is employed so that the Markov chain can be simulated by unveiling Y_u only at a finite (though random) collection of locations at each iteration of the Gibbs sampler. Furthermore, blocks Y_N and θ_G are sampled via collapsed Gibbs sampling (see [Liu, 1994](#)), by integrating out Y_u .

3.1 Sampling Y_N

By integrating out Y_u , we have that

$$\pi(Y_N \mid \cdot) \propto \pi_{\mathcal{G}}(Y_o \mid Y_N, N, \theta_G) f_N(Y_N \mid N, \theta_f). \quad (7)$$

We are unable to sample directly from the density above, so we resort to a Metropolis-Hastings step. The proposal distribution is a Gaussian random walk, properly tuned to have an acceptance rate of approximately 0.234 (see [Roberts et al., 1997](#)), assuming that its dimension is greater than 5. The acceptance probability of a move $Y_N \rightarrow Y_N^*$ is given by

$$\alpha(Y_N, Y_N^*) = 1 \wedge \frac{f_N(Y_N^* \mid N, \theta_f) \pi_{\mathcal{G}}(Y_o \mid Y_N^*, N, \theta_G)}{f_N(Y_N \mid N, \theta_f) \pi_{\mathcal{G}}(Y_o \mid Y_N, N, \theta_G)}. \quad (8)$$

Since the locations of N change along the MCMC chain, it is not possible to use an empirical covariance matrix of the chain in the random walk proposal. Instead, we define the covariance matrix of the proposal to be proportional to the corresponding matrix under the f distribution, for parameter values given by the average of those parameters over last M iterations of the chain. This is done a couple of times for some suitable value of M (around 500) at every M iterations of the chain. The multiplication factor of the covariance matrix of the proposal is tuned so to reach the desired acceptance rate.

3.2 Sampling N

The full conditional density of N is proportional to

$$\pi(N \mid \cdot) \propto \pi_{\mathcal{G}}(Y_u, Y_o \mid Y_N, \theta_G) f_N(Y_N \mid \theta_f, N) \pi(N \mid \lambda). \quad (9)$$

We update N via MH with proposal distribution given by the Poisson process prior $PP(\lambda)$. This, however, may lead to poor mixing as the mean value of $|N|$ gets higher. In order to mitigate this problem, we divide S into K regular squares and use that same proposal in each of those squares. The value of K is chosen empirically in terms of the mixing properties and computational cost of the algorithm.

The acceptance probability of a move $N_k \rightarrow N_k^*$, for N in the k -th sub-region, is given by

$$\alpha(N_k, N_k^*) = 1 \wedge \frac{\pi_{\mathcal{G}}(Y_{N_k} \mid Y_{N^*}, \theta_G) f_N(Y_{N_k^*} \mid Y_{N_{\setminus k}}, \theta_f)}{\pi_{\mathcal{G}}(Y_{N_k^*} \mid Y_{N_k}, \theta_G) f_N(Y_{N_k} \mid Y_{N_{\setminus k}}, \theta_f)}, \quad (10)$$

where Y_{N_k} is Y at the locations from N_k and $Y_{N_{\setminus k}}$ is Y at the locations from all the N_j 's, for $j \neq k$.

Whenever a N_k is updated, a few specific steps need to be performed. First, it is required to simulate Y at the proposed locations N_k^* , from the base GP conditional distribution of $(Y_{N_k^*} | Y_N, Y_o)$, for which the inverse of the covariance matrix of (Y_N, Y_o) , under the base GP, is required. Second, the inverse covariance matrix of Y_{N_k} , under the f distribution, is computed in order to obtain the values of the two f densities in (10). Third, the inverse covariance matrix of Y_{N^*} , under the base GP, is computed in order to obtain the value of the π_G density in the numerator of (10). Finally, the inverse covariance matrix of Y_N , under the base GP, is computed in order to obtain the value of the π_G density in the denominator of (10). This last matrix has already been computed as it is used on the update step of Y_N . The same matrix, under the f distribution, has also been computed from the update step of θ_f . In order to optimise the computational cost in the computation of the other three matrices, we note that they all consist of the respective inverse covariance of vectors of locations that are either a subset or contain the locations for which the inverse covariances have already been computed. This allows us to use the latter ones to obtain the former ones at a (typically) much lower cost. The two matrix operations required to do so are explained in Appendix B.

Furthermore, we perform a virtual step after updating each N_k . In theory, this consists in updating Y_u from its full conditional distribution, which is defined by base GP conditional on (Y_o, Y_N) . In practice, due to the retrospective sampling approach, this simply means that any finite set of Y_u currently sampled is discarded. Those sets basically consist of Y at the previous N_k when an acceptance occurred or at a rejected proposal. Finally, note the infinite dimensionality of the MCMC chain together with the retrospective sampling of Y_u avoids the use of a (complicated) reversible jump step to update N .

3.3 Sampling λ , θ_G and θ_f

For the case in which N is a homogeneous PP with rate λ , standard conjugate Bayesian analysis calculations imply that, for a prior distribution $\text{Gamma}(\alpha_\lambda, \beta_\lambda)$, the full conditional distribution of λ is a $\text{Gamma}(\alpha_\lambda + |N|, \beta_\lambda + \mu(S))$.

If N is non-homogeneous with a parametric IF $\lambda(s; \theta_\lambda)$, the full conditional density of θ_λ is proportional to

$$\exp \left\{ - \int_S \lambda(s; \theta_\lambda) ds \right\} \prod_{j=1}^{|N|} \lambda(s_{N,j}; \theta_\lambda) \pi(\theta_\lambda), \quad (11)$$

for some prior $\pi(\theta_\lambda)$. If a conjugate analysis is not feasible, θ_λ is updated via ordinary Gaussian random walk MH.

Both θ_G and θ_f are sampled via MH steps with properly tuned Gaussian random walk proposals (see Roberts and Rosenthal, 2009). The respective acceptance probabilities are given by

$$\alpha(\theta_G, \theta_G^*) = 1 \wedge \frac{\pi(Y_o | Y_N, N, \theta_G^*) \pi(\theta_G^*)}{\pi(Y_o | Y_N, N, \theta_G) \pi(\theta_G)}, \quad (12)$$

$$\alpha(\theta_f, \theta_f^*) = 1 \wedge \frac{f_N(Y_N | \theta_f^*, N) \pi(\theta_f^*)}{f_N(Y_N | \theta_f, N) \pi(\theta_f)}, \quad (13)$$

for suitably chosen priors $\pi(\theta_G)$ and $\pi(\theta_f)$.

When the parameters θ_G and θ_f have the same interpretation and are chosen to be the same, i.e. $\theta_G = \theta_f := \theta$, the acceptance probability is given by

$$\alpha(\theta, \theta^*) = 1 \wedge \frac{\pi(Y_o | Y_N, N, \theta^*) f_N(Y_N | \theta^*, N) \pi(\theta^*)}{\pi(Y_o | Y_N, N, \theta) f_N(Y_N | \theta, N) \pi(\theta)}. \quad (14)$$

3.4 Prediction

Under the MCMC approach presented above, it is straightforward to perform prediction for functions of the unobserved (infinite-dimensional) part Y_u of the process Y .

Let $h(Y_u)$ be some finite-dimensional real and tractable function of Y_u . This includes, for example, the process Y at a finite collection of locations. Under the Bayesian approach, prediction ought to be performed through the posterior predictive distribution of h , i.e., $\pi(h(Y_u)|Y_o)$. An approximate sample from this distribution can be obtained within the proposed MCMC algorithm by sampling from the respective full conditional distribution of $h(Y_u)$ at each iteration of the Gibbs sampler. From a theoretical point of view, this consist of performing the following marginalization via Monte Carlo.

$$\pi(h(Y_u)|Y_o) = \int \pi_{\mathcal{G}}(Y_u|Y_N, Y_o, \theta_G) \pi(Y_N, \theta_G|Y_o) dY_N d\theta_G. \quad (15)$$

Function $h(Y_u)$ is simulated from its full conditional distribution by sampling Y_u , from the base GP, at the finite collection of locations required to compute $h(Y_u)$ and then computing this function.

More sophisticated, yet simple, simulation techniques allow for Monte Carlo estimation of some intractable functions $h(Y_u)$, for example, $h(Y_u) = \int_S g(Y_u) ds$, for tractable functions g . We define a random variable $U \sim \text{Uniform}(S)$ and an i.i.d. sample $U^{(1)}, \dots, U^{(M)}$ of this and consider the following Monte Carlo estimator of $h(Y_u)$.

$$\hat{h}(Y_u) = \frac{1}{M} \sum_{j=1}^M \mu(S) g(Y(U^{(j)})), \quad (16)$$

where the superscript (j) refers to the j -th values from the MCMC sample of size M . The estimator in (16) is justified by the fact that

$$E_U[\mu(S) g(Y(U))] = h(Y_u). \quad (17)$$

and can be improved, in terms of variance reduction, by dividing S into m equal squares and applying the same idea to each of those. The final estimator is obtained by summing the m estimators.

4 An NNGP approach to deal with large datasets

The computational bottleneck of proposed methodology is the cost related to the Gaussian process, in particular, the computation of inverses and Choleski decompositions of covariance matrices. This is a practical limitation of the methodology that prevents its use with large datasets ($\mathcal{O}(10^3)$).

One possible solution is to replace the base Gaussian process in the definition of Y by a Nearest Neighbor Gaussian Process (NNGP) approximation. Although the NNGP is an

approximation to the original GP, it does define a valid Gaussian process measure. This means that the resulting process is a valid process, but for which the base GP is of the NNGP type. Moreover, since the finite-dimensional distributions of the resulting process aim at resembling the f distribution, it is reasonable to interpret this process not as an approximation for the originally proposed one but simply as an alternative to fulfill the same modelling properties.

An NNGP Z is a valid Gaussian process, devised from a parent $GP(\mu, \Sigma(\sigma^2, \tau^2))$ by imposing some conditional independence structure that leads to a sparse covariance structure. For a reference set $\mathcal{S} = \{\mathbf{s}_1, \dots, \mathbf{s}_r\}$ and a maximum number m of neighbors, the NNGP factorises the distribution of Z (conditional on parameters) as follows:

$$\pi(Z) = \pi(Z_{\mathcal{S}})\pi(Z_{S \setminus \mathcal{S}}|Z_{\mathcal{S}}), \quad (18)$$

$$\pi(Z_{\mathcal{S}}) = \pi_{PG}(Z_{\mathbf{s}_1})\pi_{PG}(Z_{\mathbf{s}_2}|Z_{\mathbf{s}_1})\pi_{PG}(Z_{\mathbf{s}_3}|Z_{\mathbf{s}_1}, Z_{\mathbf{s}_2}) \dots \pi_{PG}(Z_{\mathbf{s}_{m+1}}|Z_{\mathbf{s}_1}, \dots, Z_{\mathbf{s}_m}) \quad (19)$$

$$\pi_{PG}(Z_{\mathbf{s}_{m+2}}|Z_{\mathcal{N}(\mathbf{s}_{m+2})}) \dots \pi_{PG}(Z_{\mathbf{s}_r}|Z_{\mathcal{N}(\mathbf{s}_r)}), \quad (20)$$

$$\pi_{PG}(Z_{S_0}|Z_{\mathcal{S}}) = \prod_{i=1}^I \pi_{PG}(Z_{s_i}|Z_{\mathcal{N}(s_i)}), \text{ for any finite set } S_0 = \{s_1, \dots, s_I\} \subset S \setminus \mathcal{S}, \quad (21)$$

where π_{PG} is the respective density under the parent GP measure, $\mathcal{N}(\mathbf{s}_i)$ is the set of the m closest neighbors of \mathbf{s}_i in $\{\mathbf{s}_1, \dots, \mathbf{s}_{i-1}$, for $i \geq m+2$, and $\mathcal{N}(s_i)$ is the set of the m closest neighbors of s_i in \mathcal{S} .

In our case, the parent process is the GP on $S \setminus S_N$ defined by the conditional measure of $Y_{S \setminus S_N}$ given Y_N , under the GP measure with mean μ and covariance function $\Sigma(\sigma^2, \tau^2)$. This implies that

$$\pi(Y_{S \setminus S_N}|Y_N) = \pi_{PG}(Y_{\mathbf{s}_1}|Y_N)\pi_{PG}(Y_{\mathbf{s}_2}|Y_{\mathbf{s}_1}, Y_N)\pi_{PG} \dots \pi_{PG}(Y_{\mathbf{s}_{m+1}}|Y_{\mathbf{s}_1}, \dots, Y_{\mathbf{s}_m}, Y_N) \quad (22)$$

$$\pi_{PG}(Y_{\mathbf{s}_{m+2}}|Y_{\mathcal{N}(\mathbf{s}_{m+2})}, Y_N) \dots \pi_{PG}(Y_{\mathbf{s}_r}|Y_{\mathcal{N}(\mathbf{s}_r)}, Y_N), \quad (23)$$

$$\pi(Y_{S_0}|Y_{\mathcal{S}}) = \prod_{i=1}^I \pi_{PG}(Y_{s_i}|Y_{\mathcal{N}(s_i)}, Y_N), \text{ for any } S_0 = \{s_1, \dots, s_I\} \subset S \setminus (\mathcal{S} \cup S_N). \quad (24)$$

It is common to set \mathcal{S} to be the set of observed locations. In our case, because we want to have always the same set \mathcal{S} , we set this to be a regular mesh in S , and this allows us to use computational strategies to optimise the sampling steps of Y in $S \setminus (\mathcal{S} \cup S_N)$.

The computational gains from using the NNGP are quite significant and allow the use of our methodology with large datasets. Whilst the computational cost to generate Y at a given location conditional on (Y_N, Y_0) is $\mathcal{O}((N+n)^3)$, the same task has a cost $\mathcal{O}((N+m)^3)$ under the NNGP approach, with $n = \mathcal{O}(\geq 10^3)$ and $m \approx 15$.

References

- Allard, D. and Naveau, P. (2007). A new spatial skew-normal random field model. *Communications in Statistics: Theory and Methods*, 36(9):1821–1834.
- Alodat, M. and Al-Rawwash, M. (2009). Skew-gaussian random field. *Journal of computational and applied mathematics*, 232(2):496–504.
- Alodat, M. and AL-Rawwash, M. (2014). The extended skew gaussian process for regression. *Metron*, 72(3):317–330.

- Arellano-Valle, R. B. and Azzalini, A. (2006). On the unification of families of skew-normal distributions. *Scandinavian Journal of Statistics*, 33(3):561–574.
- Azzalini, A. and Capitanio, A. (2003). Distributions generated by perturbation of symmetry with emphasis on a multivariate skew t-distribution. *Journal of the Royal Statistical Society: Series B (Statistical Methodology)*, 65:367–389.
- Azzalini, A. and Valle, A. D. (1996). The multivariate skew-normal distribution. *Biometrika*, 83(4):715–726.
- Bárdossy, A. (2006). Copula-based geostatistical models for groundwater quality parameters. *Water Resources Research*, 42(11).
- Bárdossy, A. and Li, J. (2008). Geostatistical interpolation using copulas. *Water resources research*, 44(7).
- Beskos, A., Papaspiliopoulos, O., Roberts, G. O., and Fearnhead, P. (2006). Exact and computationally efficient likelihood-based estimation for discretely observed diffusion processes (with discussion). *Journal of the Royal Statistical Society: Series B (Statistical Methodology)*, 68(3):333–382.
- Beskos, A. and Roberts, G. O. (2005). Exact simulation of diffusions. *The Annals of Applied Probability*, 15(4):2422–2444.
- Bevilacqua, M., Caamaño-Carrillo, C., Arellano-Valle, R. B., and Morales-Oñate, V. (2021). Non-gaussian geostatistical modeling using (skew) t processes. *Scandinavian Journal of Statistics*, 48(1):212–245.
- Bispo, N. S., Prates, M. O., and Gonçalves, F. B. (2020). Bayesian linear regression models with flexible error distributions. *Journal of Statistical Computation and Simulation*, 90:2571–2591.
- Cressie, N. (2015). *Statistics for spatial data*. John Wiley & Sons, Hoboken.
- De Oliveira, V., Kedem, B., and Short, D. A. (1997). Bayesian prediction of transformed gaussian random fields. *Journal of the American Statistical Association*, 92(440):1422–1433.
- Dubrule, O. (1989). A review of stochastic models for petroleum reservoirs. *GeoStatistics*, pages 493–506.
- Genton, M. G. and Zhang, H. (2012). Identifiability problems in some non-gaussian spatial random fields. *Chilean Journal of Statistics*, 3(2):171–179.
- Gonçalves, F. B. and Dias, B. C. C. (2022). Exact bayesian inference for level-set cox processes. *To appear in Journal of Computational and Graphical Statistics*.
- Gonçalves, F. B. and Gamerman, D. (2018). Exact bayesian inference in spatiotemporal cox processes driven by multivariate gaussian processes. *Journal of the Royal Statistical Society: Series B (Statistical Methodology)*, 80(1):157–175.
- Gräler, B., Kazianka, H., and de Espindola, G. M. (2010). Copulas, a novel approach to model spatial and spatio-temporal dependence. In *GIScience for Environmental Change Symposium Proceedings*, volume 40, pages 49–54.

- Gräler, B. and Pebesma, E. (2011). The pair-copula construction for spatial data: a new approach to model spatial dependency. *Procedia Environmental Sciences*, 7:206–211.
- Hohn, M. (1998). *GeoStatistics and petroleum geology*. Springer Science & Business Media.
- Hosseini, F., Eidsvik, J., and Mohammadzadeh, M. (2011). Approximate bayesian inference in spatial glmm with skew normal latent variables. *Computational Statistics & Data Analysis*, 55(4):1791–1806.
- Hughes, J. (2015). copcar: A flexible regression model for areal data. *Journal of Computational and Graphical Statistics*, 24(3):733–755.
- Kazianka, H. and Pilz, J. (2010). Copula-based geostatistical modeling of continuous and discrete data including covariates. *Stochastic environmental research and risk assessment*, 24(5):661–673.
- Kazianka, H. and Pilz, J. (2011). Bayesian spatial modeling and interpolation using copulas. *Computers & Geosciences*, 37(3):310–319.
- Kim, H.-M. and Mallick, B. K. (2004). A bayesian prediction using the skew gaussian distribution. *Journal of Statistical Planning and Inference*, 120(1-2):85–101.
- Liu, J. S. (1994). The collapsed gibbs sampler in bayesian computations with applications to a gene regulation problem. *Journal of the American Statistical Association*, 89(427):958–966.
- Mahmoudian, B. (2018). On the existence of some skew-gaussian random field models. *Statistics & Probability Letters*, 137:331–335.
- Palacios, M. B. and Steel, M. F. J. (2006). Non-gaussian bayesian geostatistical modeling. *Journal of the American Statistical Association*, 101(474):604–618.
- Prates, M. O., Dey, D. K., Willig, M. R., and Yan, J. (2015). Transformed gaussian markov random fields and spatial modeling of species abundance. *Spatial Statistics*, 14:382–399.
- Resnick, S. I. (2013). *A probability path*. Springer Science & Business Media.
- Roberts, G. O., Gelman, A., Gilks, W. R., et al. (1997). Weak convergence and optimal scaling of random walk metropolis algorithms. *The annals of applied probability*, 7(1):110–120.
- Roberts, G. O. and Rosenthal, J. S. (2009). Examples of adaptive mcmc. *Journal of Computational and Graphical Statistics*, 18(2):349–367.
- Schilling, R. L. (2005). *Measures, Integrals and Martingales*. Cambridge University Press, Cambridge.
- Shao, J. (2003). *Mathematical Statistics*. Springer Texts in Statistics. Springer.
- Simpson, D., Rue, H., Riebler, A., Martins, T. G., and Sørbye, S. H. (2017). Penalising model component complexity: A principled, practical approach to constructing priors. *Statistical Science*, 32:1–28.
- Tagle, F., Castruccio, S., and Genton, M. G. (2020). A hierarchical bi-resolution spatial skew-t model. *Spatial Statistics*, 35:100398.

- Zareifard, H. and Khaledi, M. J. (2013). Non-gaussian modeling of spatial data using scale mixing of a unified skew gaussian process. *Journal of Multivariate Analysis*, 114:16–28.
- Zhang, H. and El-Shaarawi, A. (2010). On spatial skew-gaussian processes and applications. *Environmetrics: The official journal of the International Environmetrics Society*, 21(1):33–47.
- Zheng, X., Kottas, A., and Sansó, B. (2021). Nearest-neighbor geostatistical models for non-gaussian data. *arXiv preprint arXiv:2107.07736*.

A Appendix

Proof of Lemma 1. In order to show the existence of the probability measure μ , we prove that it satisfies the Kolmogorov Axioms of probability.

(i) $\mu(A) \in [0, 1], \forall A \in \mathcal{F}$. We have that

$$\mu(A) = \int_{\Omega_1} \int_{\Omega_2} \mathbb{1}[(\omega_1, \omega_2) \in A] d\mu_{2,\omega_1}(\omega_2) d\mu_1(\omega_1).$$

Note that the fact that μ_{2,ω_1} is a probability measure on $(\Omega_2, \mathcal{F}_2)$ implies that $0 \leq g_A(\omega_1) \leq 1$, for all $(\omega_1, A) \in (\Omega_1 \times \mathcal{F})$. Then,

$$0 = \int_{\Omega_1} 0 d\mu_1(\omega_1) \leq \mu(A) \leq \int_{\Omega_1} 1 d\mu_1(\omega_1) = 1.$$

(ii) $\mu(\Omega) = 1$. For each $\omega_1 \in \Omega_1$, we have that

$$\int_{\Omega_2} \mathbb{1}[(\omega_1, \omega_2) \in \Omega] d\mu_{2,\omega_1}(\omega_2) = 1,$$

hence

$$\mu(\Omega) = \int_{\Omega_1} \int_{\Omega_2} \mathbb{1}[(\omega_1, \omega_2) \in \Omega] d\mu_{2,\omega_1}(\omega_2) d\mu_1(\omega_1) = \int_{\Omega_1} 1 d\mu_1(\omega_1) = 1.$$

(iii) (σ -additivity) - $\mu(\bigcup_{i=1}^{\infty} A_i) = \sum_{i=1}^{\infty} \mu(A_i)$, for all countable sequence of disjoint events A_i 's. Define $A = \bigcup_{i=1}^{\infty} A_i$ and note that $\mathbb{1}[(\omega_1, \omega_2) \in A] = \sum_{i=1}^{\infty} \mathbb{1}[(\omega_1, \omega_2) \in A_i]$ and

$$\mu(\bigcup_{i=1}^{\infty} A_i) = \mu(A) = \int_{\Omega_1} \int_{\Omega_2} \sum_{i=1}^{\infty} \mathbb{1}[(\omega_1, \omega_2) \in A_i] d\mu_{2,\omega_1}(\omega_2) d\mu_1(\omega_1).$$

Since $d\mu_{2,\omega_1}(\omega_2)$ is a probability measure, we have that

$$\mu(A) = \int_{\Omega_1} \sum_{i=1}^{\infty} \left[\int_{\Omega_2} \mathbb{1}[(\omega_1, \omega_2) \in A_i] d\mu_{2,\omega_1}(\omega_2) \right] d\mu_1(\omega_1).$$

By hypothesis, we have that $g_{A_i}(\omega_1)$ is \mathcal{F}_1 -measurable, therefore,

$$\mu(A) = \int_{\Omega_1} \sum_{i=1}^{\infty} g_i(\omega_1) d\mu_1(\omega_1) = \sum_{i=1}^{\infty} \int_{\Omega_1} g_i(\omega_1) d\mu_1(\omega_1) = \sum_{i=1}^{\infty} \mu(A_i).$$

Therefore μ is a probability measure. □

Proof of Theorem 1. (a) First, we prove the existence of the POGAMP for a fixed N .

Let us start by defining \mathcal{G}_Y as the probability measure of the Gaussian process that defines the conditional process in *iii*) of Definition 2. Define also \mathcal{G}_N measure of Y_N , for a fixed N , under \mathcal{G} , and \mathcal{P}_N as the probability measure of Y_N , induced by the family f . Finally, define ν as the Lebesgue measure and $g = \frac{d\mathcal{G}_N}{d\nu^{|N|}}$.

Now define functions $h_1: \mathcal{Y} \rightarrow \mathbb{R}^N$, $h_2: \mathcal{X}^{|N|} \rightarrow \mathbb{R}^+$ and $h: \mathcal{Y} \rightarrow \mathbb{R}^+$, such that $h_1(y) = y_N$, $h_2(y_N) = \frac{f}{g}(y_N)$ and $h(y) = h_2 \circ h_1(y)$, for all $y \in \mathcal{Y}$ and all $y_N \in \mathcal{X}^{|N|}$. Since h_1 and h_2 are

$\mathcal{B}(\mathcal{Y})$ -measurable (by definition) and $\mathcal{B}(\mathcal{X}^{[N]})$ -measurable (by continuity of h_2), respectively, function h is $\mathcal{B}(\mathcal{Y})$ -measurable. Therefore, by the Radon-Nikodym Theorem, there exists a measure $\mathcal{P}_Y(A) = \int_A h(y) d\mathcal{G}(y)$, $y \in \mathcal{Y}$ and $\forall A \in \mathcal{B}(\mathcal{Y})$ such that

$$\frac{d\mathcal{P}_Y}{d\mathcal{G}_Y}(y) = h(y).$$

We now show that \mathcal{P}_Y is actually a probability measure.

(i) $0 \leq \mathcal{P}_Y(A) \leq 1$, $\forall A \in \mathcal{B}(\mathcal{Y})$.

$$\begin{aligned} \mathcal{P}_Y(A) &= \int_A h(y) d\mathcal{G}_Y(y) \geq 0, \quad \text{furthermore} \\ \mathcal{P}_Y(A) &\leq \int_{\mathcal{Y}} h(y) d\mathcal{G}_Y(y) = \int_{\mathcal{X}^N} \frac{f}{g}(y_N) g(y_N) d\nu = \int_{\mathcal{X}^N} f(y_N) d\nu = 1. \end{aligned}$$

(ii) $\mathcal{P}_Y(\mathcal{Y}) = 1$. See the 2nd equation in (i).

Once it is established that \mathcal{P} is a probability measure, we proceed to show that is the POGAMP measure defined in Definition 2, for fixed N .

Define Y_{N^c} to be Y at $S \setminus S_N$ and let \mathcal{P}_{N^c} and \mathcal{G}_{N^c} be the conditional (probability) measures of $(Y_{N^c}|Y_N)$, under \mathcal{P}_Y and \mathcal{G}_Y , respectively. Since $\mathcal{P}_N \ll \mathcal{G}_N \ll \nu$, we have that

$$\frac{f}{g}(y_N) = \frac{d\mathcal{P}_Y}{d\mathcal{G}_Y}(y) = \frac{d\mathcal{P}_N}{d\mathcal{G}_N}(y_N) \frac{d\mathcal{P}_{N^c}}{d\mathcal{G}_{N^c}}(y_{N^c}) = \frac{\frac{d\mathcal{P}_N}{d\nu}(y_N)}{\frac{d\mathcal{G}_N}{d\nu}(y_N)} \frac{d\mathcal{P}_{N^c}}{d\mathcal{G}_{N^c}}(y_{N^c}) \quad (25)$$

$$= \frac{\phi}{g}(y_N) \frac{d\mathcal{P}_{N^c}}{d\mathcal{G}_{N^c}}(y_{N^c}) \quad \mathcal{G}_Y\text{-a.s.}, \quad (26)$$

which implies that there exist $c \in \mathbb{R}^+$ such that $\phi = \frac{f}{c}$ \mathcal{G} -a.s and, since $\int_{\mathbb{R}^N} \phi(y_N) d\nu = \int_{\mathbb{R}^N} f(y_N) d\nu = 1$, we have that $\phi = f$ and $\frac{d\mathcal{P}_{N^c}}{d\mathcal{G}_{N^c}}(y_{N^c}) = 1$, \mathcal{G}_Y -a.s. This proves that \mathcal{P}_Y satisfies conditions ii) and iii) in Definition 2 and, therefore, is the POGAMP measure for fixed N .

(b) We now consider the case in which N is not fixed.

First, we decompose N into $(|N|, S_N)$, where $|N|$ is the number of events from N and S_N are the locations, and note that both are $\mathcal{B}(\mathcal{N})$ -measurable. In particular, $|N|$ and S_N define, respectively, the measurable spaces $(\mathbb{N}, \mathcal{B}(\mathbb{N}))$ and $(\mathbb{X}^{[N]}, \mathcal{B}(\mathbb{R}^{[N]}))$. For any fixed value of $|N|$ we have that, if the integral

$$g_A(S_N) = \int_{\mathcal{Y}} \mathbb{1}[(S_N, y) \in A] d\mathcal{P}_Y \quad (27)$$

is $\mathcal{B}(\mathbb{X}^{[N]})$ -measurable, $\forall A \in \sigma(\mathcal{B}(\mathcal{X}^{[N]}) \times \mathcal{B}(\mathcal{Y}))$, Lemma 1 implies the existence of the POGAMP joint measure of (Y, S_N) for all fixed $|N|$.

Now note that, for any $A = (A_{S_N} \times A_Y) \in \sigma(\mathcal{B}(\mathcal{X}^{[N]}) \times \mathcal{B}(\mathcal{Y}))$, we have that

$$\begin{aligned} \int_{\mathcal{Y}} \mathbb{1}[(S_N, y) \in A] d\mathcal{P}_Y &= \mathbb{1}[S_N \in A_{S_N}] \int_{\mathcal{Y}} \mathbb{1}[y \in A_Y] \frac{f}{g}(y_N) d\mathcal{G}_Y \\ &= \mathbb{1}[S_N \in A_{S_N}] \int_{\mathcal{Y}} \mathbb{1}[y \in A_Y] \frac{f}{g}(y_N) d\mathcal{G}_Y, \end{aligned} \quad (28)$$

$\mathbb{1}[y \in A_Y] \frac{f}{g}(y_N) \leq \frac{f}{g}(y_N)$ and $\frac{f}{g}(y_N)$ is \mathcal{G}_Y -integrable, for all S_N - simply note that $\int_{\mathcal{Y}} \frac{f}{g}(y_N) d\mathcal{G}_Y = \int_{\mathcal{X}^{|N|}} \frac{f}{g}(y_N) g(y_N) dy_N = 1$.

Notice that $\mathbb{1}[y \in A_Y]$ does not depend on S_N and, given the continuity of f/g in y_N and the a.s. \mathcal{G}_Y continuity of Y_N , $\frac{f}{g}(y_N)$ is a.s. \mathcal{G}_Y continuous in S_N . This implies the a.s. \mathcal{G}_Y continuity of $g_{A,3}(y, S_N) := \mathbb{1}[y \in A_Y] \frac{f}{g}(y_N)$ in S_N and, as a consequence, $g_{A,3}(Y, s_{N,n}) \xrightarrow{a.s.} g_{A,3}(Y, s_N)$, for any sequence $\{s_{N,n}\}_{n=1}^\infty$, for $s_{N,n} \in S^{|N|}$, converging to $s_N \in S^{|N|}$. Then, by the dominated convergence theorem, we have that $g_{A,2}(s_{N,n}) := \int_{\mathcal{Y}} g_{A,3}(y, s_N) d\mathcal{G}_Y$ converges to $g_{A,2}(s_N)$. This implies that $g_{A,2}(S_N)$ is a continuous function of S_N and, therefore, $\mathcal{B}(\mathbb{X}^{|N|})$ -measurable.

Finally, since $g_{A,1}(S_N) = \mathbb{1}[S_N \in A_{S_N}]$ is also $\mathcal{B}(\mathbb{X}^{|N|})$ -measurable, so is $g_A(S_N) = g_{A,1}(S_N)g_{A,2}(S_N)$, which establishes the existence of the POGAMP measure for any fixed $|N| \in \mathbb{N}$.

It remains to show that the joint process (Y, N) exists when $|N|$ is not fixed. Again, using Lemma 1, it suffices to show that, for any $A_{|N|} \subset \mathbb{N}$, the following integral is $\mathcal{B}(\mathbb{N})$ -measurable, for any $A = A_N \times A_Y$.

$$g_A(|N|) = \int_{S^{|N|} \times \mathcal{Y}} \mathbb{1}[(|N|, S_N) \in A_N] \mathbb{1}[y \in A_Y] \left[\prod_{j=1}^{|N|} \frac{\lambda(s_{N,j})}{\Lambda_S} \right] d\mathcal{P}_Y dS_N, \quad (29)$$

where $\Lambda_S = \int_S \lambda(s) ds$ and $s_N = (s_{N,1}, \dots, s_{N,|N|})$. Since N has a discrete marginal measure, it is enough to show that $g_A(|N|)$ is a real function of $|N|$.

$$\begin{aligned} g_A(|N|) &= \int_{S^{|N|}} \mathbb{1}[(|N|, S_N) \in A_N] \left[\prod_{j=1}^{|N|} \frac{\lambda(s_{N,j})}{\Lambda_S} \right] \left(\int_{\mathcal{Y}} \mathbb{1}[y \in A_Y] \frac{f}{g}(y_N) d\mathcal{G}_Y \right) dS_N \\ &\quad \int_{S^{|N|}} \left[\prod_{j=1}^{|N|} \frac{\lambda(s_{N,j})}{\Lambda_S} \right] \left(\int_{\mathcal{Y}} \frac{f}{g}(y_N) d\mathcal{G}_Y \right) dS_N \leq 1. \end{aligned}$$

□

Proof of Proposition 1. The result follows from part (a) in the proof of Theorem 1.

$$\frac{d\mathcal{P}}{d\mathcal{G}}(N, Y) = \frac{d\mathcal{P}}{d\mathcal{G}}(N) \frac{d\mathcal{P}}{d\mathcal{G}}(Y|N) = 1 \frac{f}{g}(Y_N) = \frac{f}{g}(Y_N).$$

□

Proof of Proposition 2.

$$\begin{aligned} D_{\text{KL}}(\mathcal{P} \parallel \mathcal{G}) &= \int \log \left(\frac{d\mathcal{P}}{d\mathcal{G}} \right) d\mathcal{P} = \mathbb{E}_N \left\{ \mathbb{E}_{S_N} \left[\mathbb{E}_{Y_N} \left(\log \left(\frac{f}{g}(Y_N) \right) \right) \right] \middle| N \right\} \\ &= \sum_{N=0}^{\infty} \frac{e^{-\Lambda_S} \Lambda_S^N}{N!} \int_{S_N} \left[\int_{Y_N} \log \left(\frac{f}{g}(Y_N) \right) f(Y_N) dY_N \right] \prod_{j=1}^{|N|} \frac{\lambda(s_{N,j})}{\Lambda_S} dS_N \end{aligned}$$

□

Proof of Theorem 2. For each $n \in \mathbb{N}$, define \dot{S}_n as the r -vector in which the j -th entry ($\dot{s}_{n,j}$) is the location from the S_N vector of the n -th POGAMP that is the closest to the j -th entry ($s_{R,j}$) in S_R . Define also Y_n as the component Y of the n -th POGAMP and Y_{n,\dot{S}_n} , Y_{n,S_N} and $Y_{n,R}$ as Y_n at \dot{S}_n , S_N and S_R , respectively.

Now let $\|\cdot\|$ be the L_2 -distance between 0 and \cdot and define the event $A_n = \left(\|\dot{s}_{n,1} - s_{R,1}\| > \epsilon \bigcap \dots \bigcap \|\dot{s}_{n,r} - s_{R,r}\| > \epsilon \right)$. Then, for all $\epsilon > 0$ such that the r balls of radius ϵ around the locations of S_R are disjoint, we have that

$$P(A_n) \geq \exp(-r\pi\epsilon^2\lambda_n) \quad (30)$$

implying that

$$\sum_{n=1}^{\infty} P(A_n) < \infty \quad (31)$$

and, therefore, $\dot{S}_n \xrightarrow{a.s.} S_R$ (see [Shao, 2003](#), Theorem 1.8 (v)).

Note that, by the almost sure continuity of the mappings $s \rightarrow Y(s)$ under the POGAMP measure (see Proposition 1), the fact that $\dot{S}_n \xrightarrow{a.s.} S_R$ implies that $(Y_{n,R} - Y_{n,\dot{S}_n}) \xrightarrow{a.s.} 0$.

Now define F_{n,\dot{S}_n} to be the c.d.f. of Y_{n,\dot{S}_n} , and $F_{\dot{S}_n}$ and F_R be the c.d.f of the f distribution at \dot{S}_n and S_R , respectively. We have that

$$F_{n,\dot{S}_n}(y) = E_{\dot{S}_n} [F_{\dot{S}_n}(y)]. \quad (32)$$

Since $f_{\dot{S}_n}(y)$ is continuous in (\dot{S}_n, y) , so is $F_{\dot{S}_n}(y)$ (by the uniform integrability of f and Theorem 16.6 of [Schilling \(2005\)](#)). Now, the fact that $\dot{S}_n \xrightarrow{a.s.} S_R$ implies that $F_{\dot{S}_n}(y) \xrightarrow{a.s.} F_R(y)$, for all $y \in \mathcal{X}^r$. Then, by the dominated convergence theorem, we have that

$$\lim_{n \rightarrow \infty} F_{n,\dot{S}_n}(y) = E_{\dot{S}_n} \left[\lim_{n \rightarrow \infty} F_{\dot{S}_n}(y) \right] = F_R(y), \forall y \in \mathcal{X}^r, \quad (33)$$

which means that Y_{n,\dot{S}_n} converges in distribution to F_R .

Finally, since $(Y_{n,R} - Y_{n,\dot{S}_n}) \xrightarrow{a.s.} 0$ and $Y_{n,\dot{S}_n} \xrightarrow{d} F_R$, Slutsky's theorem (see [Resnick, 2013](#), Theorem 8.6.1 (a)) implies that $Y_{n,R} \xrightarrow{d} F_R$. □

Proof of Proposition 4.

$$\begin{aligned} \text{Cov}(Y_1, Y_2) &= E[\text{Cov}(Y_1, Y_2|Y_N)] + \text{Cov}[E(Y_1|Y_N), E(Y_2|Y_N)] \\ &= E[\text{Cov}(Y_1, Y_2|Y_N)] \\ &\quad + \text{Cov}[\boldsymbol{\mu}_1 + \Sigma_1 \Sigma_N^{-1}(Y_N - \boldsymbol{\mu}_N), \boldsymbol{\mu}_2 + \Sigma_2 \Sigma_N^{-1}(Y_N - \boldsymbol{\mu}_N)] \\ &= E[\text{Cov}(Y_1, Y_2|Y_N)] + \text{Cov}[\Sigma_1 \Sigma_N^{-1}(Y_N - \boldsymbol{\mu}_N), \Sigma_2 \Sigma_N^{-1}(Y_N - \boldsymbol{\mu}_N)] \\ &= E[\text{Cov}(Y_1, Y_2|Y_N)] + E[\Sigma_1 \Sigma_N^{-1} \text{Cov}(Y_N, Y_N|N) (\Sigma_2 \Sigma_N^{-1})^T] \\ &\quad + \text{Cov}[E(\Sigma_1 \Sigma_N^{-1}(Y_N - \boldsymbol{\mu}_N)|N), E(\Sigma_2 \Sigma_N^{-1}(Y_N - \boldsymbol{\mu}_N)|N)] \\ &= E[\text{Cov}(Y_1, Y_2|Y_N)] + E[\Sigma_1 \Sigma_N^{-1} \Sigma_{N,f} (\Sigma_2 \Sigma_N^{-1})^T]. \end{aligned}$$

If the covariance function is the same under the base GP and f , we have that

$$\begin{aligned}
\text{Cov}(Y_1, Y_2) &= \mathbb{E}[\text{Cov}(Y_1, Y_2 | Y_N)] + \mathbb{E}[\Sigma_1 \Sigma_N^{-1} \Sigma_2^T] \\
&= \mathbb{E} \left[\rho(s_1, s_2) - \sum_{j=1}^N \sum_{i=1}^N \rho(s_1, s_{N,i}) \rho(s_{N,i}, s_{N,j})^{-1} \rho(s_2, s_{N,j}) \right] \\
&\quad + \mathbb{E} \left[\sum_{j=1}^N \sum_{i=1}^N \rho(s_1, s_{N,i}) \rho(s_{N,i}, s_{N,j})^{-1} \rho(s_2, s_{N,j}) \right] \\
&= \rho(s_1, s_2),
\end{aligned}$$

where $\rho(s_1, s_2)$ is the covariance of $(Y(s_1), Y(s_2))$. □

Proof of Proposition 1. For a symmetric pair $(\mathbf{s}, \mathbf{s}')$ such that $\mathbf{s}' = g(\mathbf{s})$, for some rotation g , we have that

$$\begin{aligned}
\pi(Y_{\mathbf{s}} | \theta) &= \int \pi_{\mathcal{G}}(Y_{\mathbf{s}} | y_n, n, \theta) f_N(y_n | n, \theta) \pi(n | \theta) d\mathcal{P}(y_n, n) \\
&= \int \pi_{\mathcal{G}}(Y_{g(\mathbf{s})} | y_{g(n)}, g(n), \theta) f_N(y_{g(n)} | g(n), \theta) \pi(g(n) | \theta) d\mathcal{P}(y_{g(n)}, g(n)) \\
&= \pi(Y_{g(\mathbf{s})} | \theta) = \pi(Y_{\mathbf{s}'} | \theta).
\end{aligned}$$
□

B Updating the inverse of a positive-definite matrix

Suppose we have a $n \times n$ covariance matrix Σ_n and its inverse Σ_n^{-1} .

If k locations are added (as the last entries of vector of locations), the inverse of the respective $(n+k) \times (n+k)$ covariance matrix is updated using the Schur complement. We have that

$$\Sigma_{n+k} = \begin{bmatrix} \Sigma_n & B \\ B^T & D \end{bmatrix}, \text{ where } B \text{ is the } (n \times k) \text{ cross covariance matrix between the current } n \text{ locations and the new } k \text{ ones. Then, by Schur complement, we have that}$$

$$\Sigma_{n+k}^{-1} = \begin{bmatrix} \Sigma_n^{-1} + \Sigma_n^{-1} B \Upsilon B^T \Sigma_n^{-1} & -\Sigma_n^{-1} B \Upsilon \\ -\Upsilon B^T \Sigma_n^{-1} & \Upsilon \end{bmatrix}, \text{ where } \Upsilon = (D - B^T \Sigma_n^{-1} B)^{-1}, \text{ a } k \times k \text{ matrix.}$$

For the case in which k points are removed, we start by “moving” those k locations to the last k positions of the vector of locations, meaning that we obtain the covariance matrix and its inverse corresponding to this new ordering of the current locations. This is done by moving one-by-one of the k locations. Suppose that the i -th location is to be moved to the last position and define Σ_n^* and Σ_n^{*-1} as the current matrices and Σ_n and Σ_n^{-1} as the ones for the new ordering. We have that $\Sigma_n = P^{i,n} \Sigma_n^* P^{i,n}$ and $\Sigma_n^{-1} = P^{i,n} \Sigma_n^{*-1} P^{i,n}$, where the (j_1, j_2) entry of the $n \times n$ matrix $P^{i,n}$ is given by

$$\mathbb{P}_{j_1, j_2}^{i,n} = \begin{cases} 1, & j_1 = j_2 \text{ and } j_1 \notin \{i, n\} \\ 1, & \{j_1, j_2\} = \{i, n\} \\ 0 & \text{otherwise.} \end{cases}$$

Once the k moving operations are performed, the updated matrix Σ_{n-1} is obtained by simply removing the last k rows and columns and, defining $\Sigma_n^{-1} = \begin{bmatrix} A & B \\ C & D \end{bmatrix}$, we have that

$$\Sigma_{n-1}^{-1} = A - BD^{-1}C. \quad (34)$$

This result is established in the following proposition.

Proposition 2. *Consider a $n \times n$ positive-definite matrix $M = \begin{bmatrix} A & B \\ C & D \end{bmatrix}$ and its inverse $M^{-1} = \begin{bmatrix} a & b \\ c & d \end{bmatrix}$. Then*

$$A^{-1} = a - bd^{-1}c.$$

Proof.

$$\begin{bmatrix} \mathbb{I}_{n-1} & 0 \\ 0 & 1 \end{bmatrix} = \mathbb{I}_n = \mathbb{A} \mathbb{A}^{-1} = \begin{bmatrix} Aa + Bc & Ab + Bd \\ Ca + Dc & Cb + Dd \end{bmatrix},$$

implying that $0 = Ab + Bd$ and $Bc = (Bd)(d^{-1}c) = ((Ab + Bd) - Ab)(d^{-1}c) = (0 - Ab)(d^{-1}c) = -Abd^{-1}c$. Therefore, $\mathbb{I}_{n-1} = Aa + Bc = Aa - Abd^{-1}c = A(a - bd^{-1}c)$. \square