

Particle Swarm Optimization based on Novelty Search

Rajesh Misra and Dr. Kumar S Ray

Abstract—In this paper we propose a Particle Swarm Optimization algorithm combined with Novelty Search. Novelty Search finds novel place to search in the search domain and then Particle Swarm Optimization rigorously searches that area for global optimum solution. This method is never blocked in local optima because it is controlled by Novelty Search which is objective free. For those functions where there are many more local optima and second global optimum is far from true optimum, the present method works successfully. The present algorithm never stops until it searches entire search area. A series of experimental trials prove the robustness and effectiveness of the present algorithm on complex optimization test functions.

Index Terms—Novelty Search, Bare-Bones PSO, Gaussian distribution.

I. INTRODUCTION

PARTICLE Swarm Optimization has a long history of approximately more than two decades[1]. A ton of variants surrounded in Swarm Optimization domain with various improvements and applications which often confuse researchers what algorithm to use and when. Maurice Clerc proposed a variant of PSO in 2011 which provides a standard for the class of particle swarm optimization[2] known as SPSO11. That SPSO11[2] helps other researchers to compare their PSO variants in terms of performance. In 2013 when Liang et.al formalize a strong benchmark function on Real-Parameter Optimization at CEC -2013 [3]. Swarm intelligence researchers dive into those benchmark suite to test the strength of their PSO variants . Clerc et .al also test SPSO11 with that benchmark suite and provide a baseline for future PSO improvements [4].

Though SPSO11 performs very well on most of the objective test functions but eventually it performs poor in non-separable and asymmetrical functions. The guideline for future PSO improvements is that new PSO algorithms must hold the *ability to solve non-separable and asymmetrical functions, with a large number of local minim and a second global minimum located far from the true optimum.*

Lehman and Stanley propose the concept of *Novelty Search* in 2008, where they formulate an idea of objective-free search [5]. The search operation is based on behavioral novelty. They keep on showing the effectiveness of Novelty search on various other research works[6][7]. They show how open-endedness and objective free based search is quite effective and open a new way of thinking about unknown domain search[8]. Doncieux et. al show theoretical explanation of Novelty search in [9].

In this paper,we combine Novelty search with Particles Swarm Optimization. As per our knowledge we find two such works in this area; one is proposed by Simon et.al

[10] where they categories PSO into two classes and apply different velocity rules in both of them. One of them is controlled by Novelty search for exploration purpose. Another one is proposed by D.F. Galvao et al. [11] in which they extend Grammatical Swarm method with Novelty Search. They change the velocity equation with Novelty equation and instead of P_{Best} , G_{Best} they call those P_{novel} , G_{novel} .

The present approach is significantly different from above mentioned methods. The major problem of PSO and its other variants is that they *stuck in local optima* which leads to premature convergence. Once a promising solution found by one particle of a swarm others gradually jump towards that location and create stagnation. It does not search the entire area of the search region finding nearby solution of local or global optimum. This is the major concern of Particle Swarm Optimization algorithms and this is one of the reasons that PSO fails on those problems where diversity in searching is required. Using Novelty Search we can easily avoid this problem. Once a novel area of searching is found we apply PSO on that region to find the global optimum solution. Then again we search another novel area of searching and apply PSO there. The search will not stop until there are no novel spaces are left. In this way the present algorithm never stuck to any local optima because the algorithm is never driven by best solution so far; rather it is driven by objective free Novelty search.

In the present algorithm, Novelty Search controls PSO. First novelty search algorithm finds novel area for searching and then calls PSO to search that area for global optimum solution. We keep on continuously this procedure until no further novel area is left. This is where the present algorithm differs with other PSO algorithms. Other PSO algorithms are driven by objective; but the present algorithm is driven by novelty search which is objective free.

The paper is organized as follows: Section II discusses the basic concepts and general framework, novelty computation of a search region and novelty score calculation. Section III provides the algorithmic summary and pseudocode of the proposed Novelty Search based PSO algorithm. Section IV provides detail experimental studies on benchmark datasets CEC-13. Section V provides Conclusion.

II. NOVELTY SEARCH BASED PSO

A. Basic concepts

The proposed method has two parts. First part is Novelty Search and second part is PSO algorithm. We do not change anything on PSO algorithm. We design appropriate Novelty Search algorithm and augment it with existing PSO algorithm.

B. General framework

Our novelty search algorithm decides in which region PSO search will be applied based on novelty of that region. After that decision, PSO search will initiate. Even if PSO finds optimum results search will not stop until no novel area is left.

Let’s explain our approach step by step:

First, we decide how many particle will be deployed initially on the application search area. suppose, we deployed 5 particles on the application search region e.g. P_1, P_2, P_3, P_4, P_5 . We call them **Leader Particles** from now on. These five Leader particles will initiate PSO search once they find novel area for searching.

After randomly distributed over search area, each Leader particle P_i will check novelty of their *search region* with other particle’s *search region*. By *search region*, we mean to say that a circular area whose center is the Leader particle’s position and radius r is pre-determined by the application. The concept of P_i ’s *search region* is better explained with a diagram shown in figure-1.

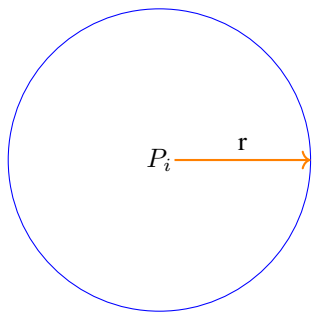


Fig. 1. Circular region defined by Leader particle P_i with radius r .

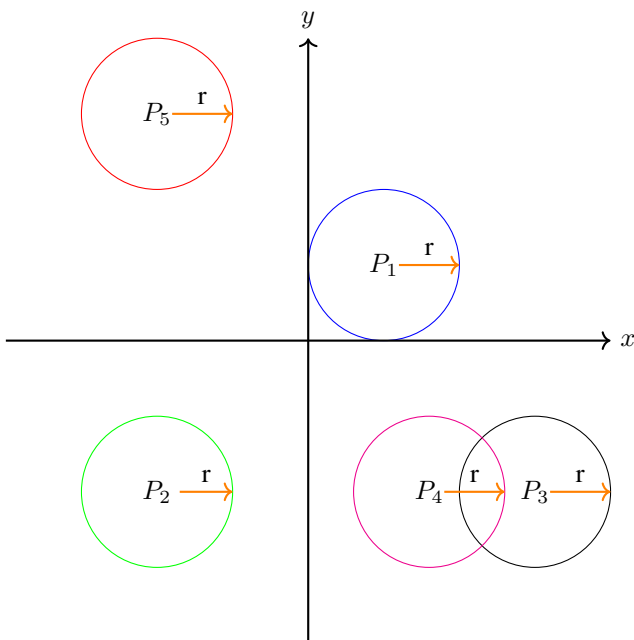


Fig. 2. Randomly defined five Leader particles P_1, P_2, P_3, P_4, P_5 with radius r in search domain.

In Figure-2, We randomly distribute five Leader particles P_1 to P_5 in the application search domain. Each P_i defines its region based on radius r and control its region. Each P_i initiates PSO search based on their *novelty score*. We discuss *Novelty of a Search Region* in a section C in more detail.

Once a Leader particle P_i finds that, its search region is novel in comparison with other P_j ’s (Where, $j \neq i$ and $j = 1$ to n) search region, that leader P_i will initiate Particle Swarm Optimization algorithm to find better solution of the given optimization problem.

What PSO algorithm is used and how they perform, are discussed in section C.4 in detail.

But, if any Leader particle P_i finds that, its search region is not enough novel with any other P_j ’s (Where, $j \neq i$ and $j = 1$ to n) search region, it will not perform any PSO search; rather it will re-compute its position.

The major difference here is that, if any leader particle finds optimal solution the search will not stop there; rather it will continue until there are no novel search regions is left. By this approach we can explore more and more unknown territory and will never be stuck in any local optimum valley. In PSO, stuck into local optimum is the major concern over the long period of time, especially for those optimization function where there are many more local valleys and global solution is far from local solution. As PSO is objective based search methods, once any particle finds any so-far-best solution other particles will automatically jump towards that location without exploring other areas. Novelty search overcomes this problem as “*objective-free*” searching is its inherent nature. No matter what PSO search will result, Novelty search forces leader particles to keep on searching for any better results. In this way the present approach becomes better explorative algorithm than the existing PSO methods.

In summary the present algorithm works in following simple steps-

- Step 1:** Deployment of “Leader particles” P_i into the application search area.
- Step 2:** Based on application based radius value (r) a circular region is defined by leader particle P_i , and P_i is positioned at the center of the search region.
- Step 3:** Each leader particle P_i will compute its novelty score in comparison with other leader particles.
- Step 4:** if P_i ’s search region is novel compare to other particle’s search region it will perform PSO search on that search region.
- Step 5:** if P_i ’s search region is NOT novel compare to other particle’s search region, P_i will re-compute new position without initiating any PSO search.
- Step 6:** This process will continue until no “Novel” search area is left in the application search region.

C. Novelty of a Search Region

In this section we will discuss how novelty of a region which is identified and controlled by leader particle P_i is computed.

1) *Novelty Computation Procedure:* First let us clarify why we compute novelty of any region. In simple word Novel

region means that region which is still not searched by any PSO team. Here by PSO team means , a group of particles whose leader is “Leader Particle P_i ”. Once P_i finds that its current region is not previously searched by any leader particle and none of the other leader particles currently holding that region , P_i will initiates PSO searching. We augment novelty search with pso search because novelty search gives PSO more explorative power. To search unknown territory we need an algorithm which is not governed by any objective based method. Novelty search is perfectly fit for that. It is objective free and its simplistic approach helps PSO to search more diverse area.

Let’s discuss in detail how we compute novelty. After leader particles are distributed over the application search area, they first compute its region. Here region means the circular area whose center is leader particle’s (P_i)’s coordinate position and whose radius (r) is the circular area. Radius r is obtained from the need of the application.

By referring figure-(1), we see that the center of the circular area, hold by particle P_1 , is P_1 ’s coordinate position and r is its radius. Region is the area - πr^2 . We calculate this area for the purpose that when leader particle initiates PSO search , it randomly distributes particles inside that area. We need to check that no particle is outside of that area. When every leader particle knows its region it computes its novelty with respect to other leader particle. Novelty of a leader particle is judged by its novelty score as stated in section C.2.

Novelty computation has two parts. We explain this by taking the example of 5 leader particles of figure-(2). In the first part(step 3), suppose first leader particle P_1 calculate its novelty. For that, P_1 first decides whether P_1 has already searched that area or any other leader particle searched that area earlier by calculating novelty score with each of them. We call novelty calculation between two particles position as “**novelty score(ns)**”. P_1 compares novelty score with its previous position and also with those of the other particles previous positions one by one. If the novelty score is below “**novelty threshold**” value, it indicates that P_1 ’s region is already searched. Therefore there is no point in searching the same region again. So P_1 stops calculating novelty score any further and sends *recompute* message to itself as shown in the figure-(3). Otherwise no action is taken and P_1 moves to next step. The *novelty_threshold* is discussed in section C.3.

In figure-(3), all dashed circles are leader particle’s previous position. We renamed them as $P'_1, P'_2, P'_3, P'_4, P'_5$. Current position of P_1 is same as P_1 . Consider that ns_1, ns_2, ns_3, ns_4 and ns_5 are novelty score of P_1 with the leader particles P_1, P_2, P_3, P_4 and P_5 ’s previous position respectively. Suppose ns_1 is below novelty threshold value Th_N then P_1 sends *recompute* message to itself as shown in the figure-(3). This is indicated by a violet colored self loop marked in P_1 . *recompute(P'_1)* indicates that P_1 sends a *recompute* message to itself because P_1 searched this place previously.

In the second part(step 5), if P_1 knows that no particle, not even itself search that area previously, then it checks whether anyone among P_2, P_3, P_4 and P_5 are currently holding the same region. To check that, P_1 computes novelty score with

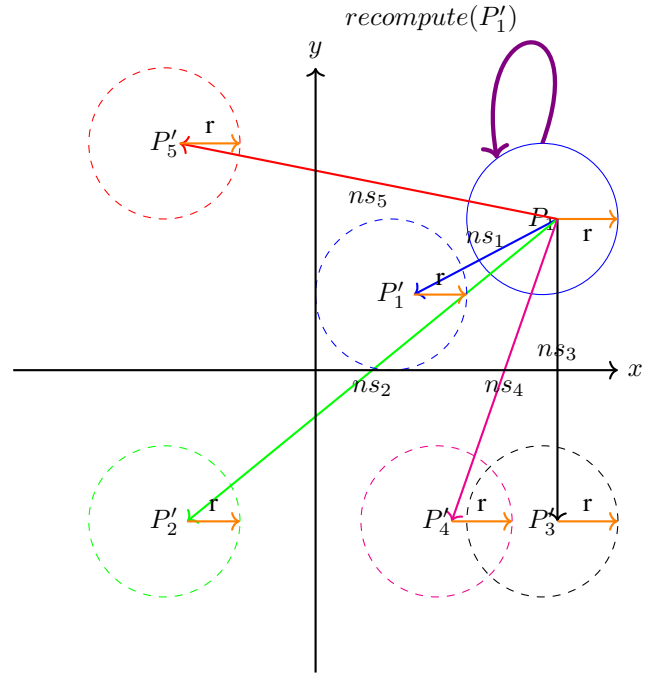


Fig. 3. Novelty Score checking with the leader particle’s previous positions.

P_2, P_3, P_4 and P_5 one by one. If any novelty score is below “*novelty_threshold*” value then P_1 sends a “*recompute*” message to that leader particle as shown in figure-(4).

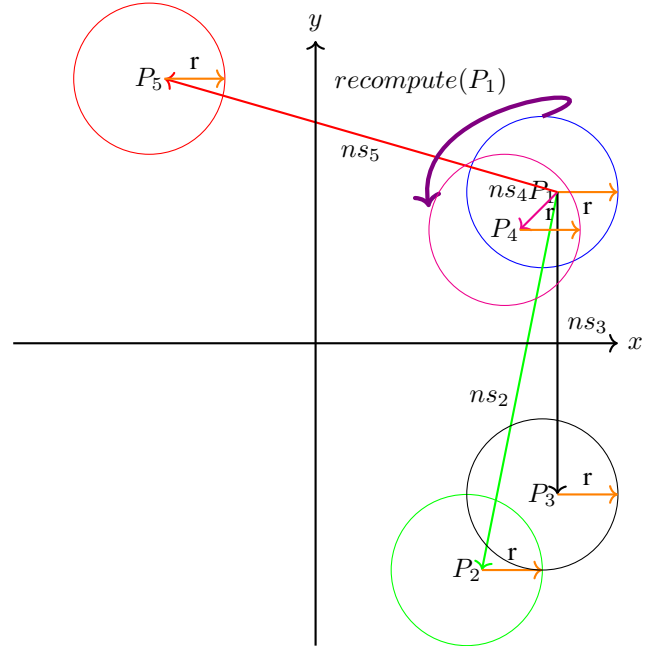


Fig. 4. Novelty Score checking with the leader particles current positions. *recompute* message is sent to P_1 to P_4 .

In the figure -(4), P_1 to P_5 all leader particles position is updated. Now they are in different position than figure-(2). P_1 computes novelty score with all the leader particles one by one, as we can see ns_1, ns_2, ns_3, ns_4 and ns_5 . But ns_4 shows that particle P_4 is too close to particle P_1 . Their searching region is largely overlapping. As searching the almost same region by

two leader particle is not meaningful, P_1 sends a *recompute* message to leader particle P_4 . Upon receiving *recompute* message P_4 stops computing novelty and recalculates its new position. we can see a violet colored arrow from P_1 to P_4 indicating the re-computation of position.

Once all the novelty score is calculated, leader particle calculates average of all the novelty score. As per our above figure particle P_1 calculates average of ns_2, ns_3, ns_4 and ns_5 as follows.

$$N_i = \sum_{j=1}^n \frac{ns_j}{n-1} \quad (1)$$

where $j \neq i$ and n is the number of leader particles.

Now this average of novelty score (N_i) is called **novelty of P_i** .

By calculating average of all novelty score gives us the indication weather P_i will search that region or not. After calculating the novelty value, P_i will check whether this N_i is above the “*novelty_threshold*” (Th_N) boundary. If $N_i \geq Th_N$ then the region hold by leader particle P_i is novel enough to initiate PSO search else P_i will again recompute its position.

2) *Novelty score calculation*: Novelty score, calculated between two particles, indicates how close two regions are. Basically it is the Euclidean distance between two leader particles. If two leader particles are too close that means two regions are mostly overlap. Two highly overlapped region means two PSO teams performing their search operation on that region where most of the area is common. Searching the same area by two PSO teams wasted the searching capability of swarm particles of both of the teams. If leader particles P_i are in enough distance it means they are enough novel and searching the unsearched area is quite justified. The formula for Euclidean distance between two leader particles in a multidimensional environment is as follows -

$$d_i^2 = \sum_{v=1}^{dim} (X_{vi} - X_{vj})^2 \quad (2)$$

where, d_i is the distance between particle P_i and P_j . $v = 1$ to dim is the dimension which depends on application. X_{vi} and X_{vj} is the coordinate positions of particle P_i and P_j .

In figure-(5), d_1 is the distance between P_1 and P_2 . Distance is calculated based on two dimensional search space.

As distance clearly influence novelty, so how much closeness is novel and how much is not is a matter of discussion. There are several stages of novelty.

Let us discuss novelty score scenario one by one.

- **Case 1:** [$d \geq 2*r$] : When distance(d) between two regions is grater than or equal to twice of radius(r) of the region than this two region is perfectly distinct, highly novel and good candidates for PSO searching. So both P_1 and P_2 will initiate PSO searching. Figure -(6) depicts this Case 1.
- **Case 2:** [$r \leq d \leq 2*r$] : If the distance d is higher than the radius(r) but lower than the $2*r$ then though there is some common area for searching but still a lot of area is different and needs searching. The exact scenario is shown in figure-(7).

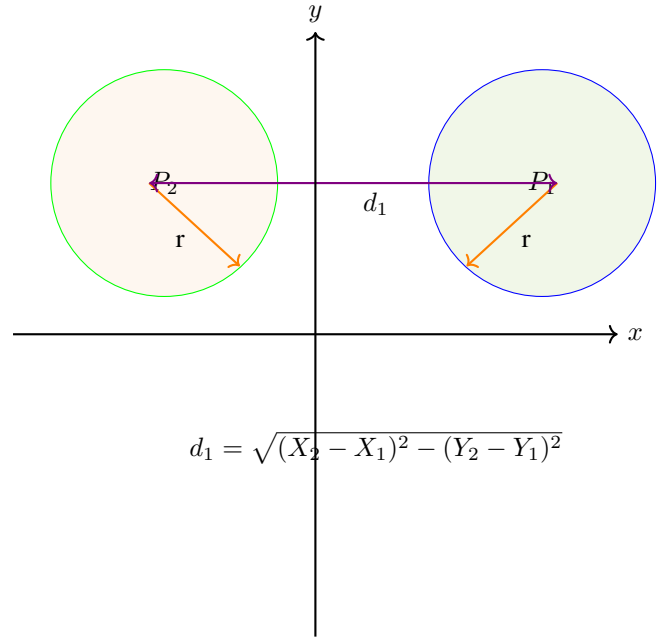


Fig. 5. Distance between two regions P_1 and P_2 in a 2 dimensional search space. $d_1 = \sqrt{(X_2 - X_1)^2 + (Y_2 - Y_1)^2}$

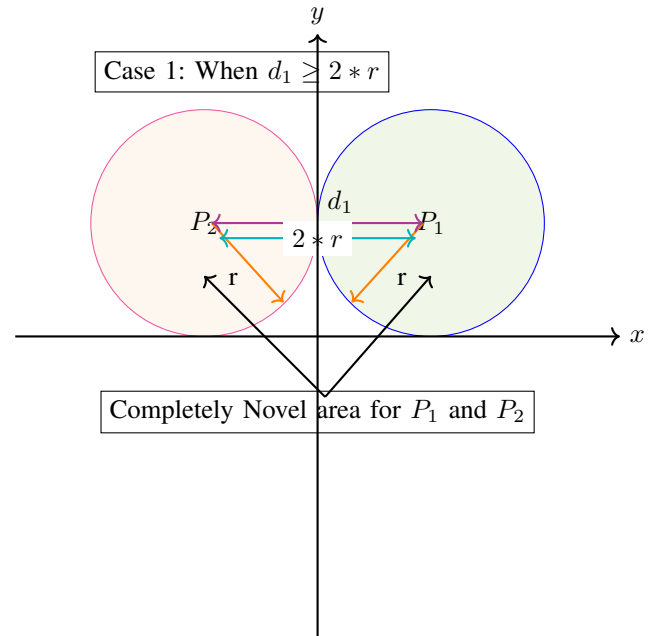


Fig. 6. Two regions at $2*r$ distance apart are perfect candidates for PSO searching.

- **Case 3:** [$d = r$] : If the distance d is exactly same as radius(r) of the region, that means 50% search region is matched. So we are left with other 50% which is unique and need to be searched. Now it is upto the application whether we will continue to search that area or not. In general thinking, it will be good if we initiate PSO search on that 50% search region. This is 50% novelty condition which is good condition for PSO search. This scenario is shown in figure-(8).

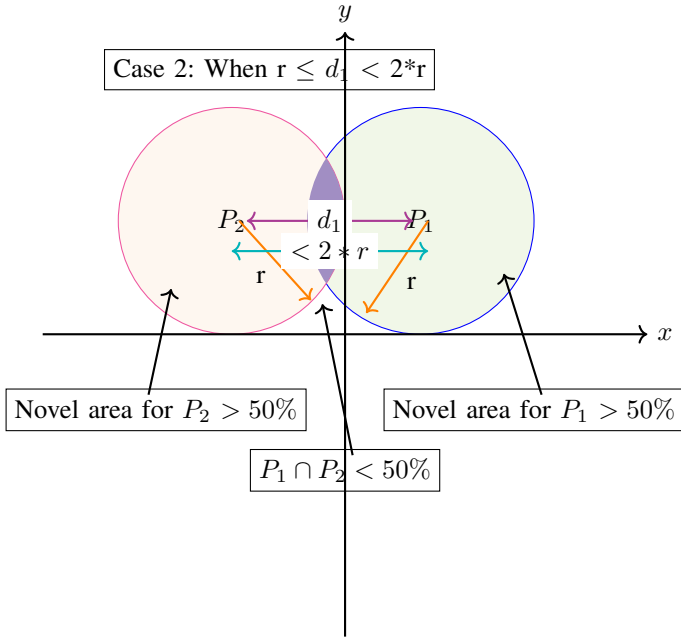


Fig. 7. Two regions are overlapped. This less than 50% Common area is redundant region for searching.

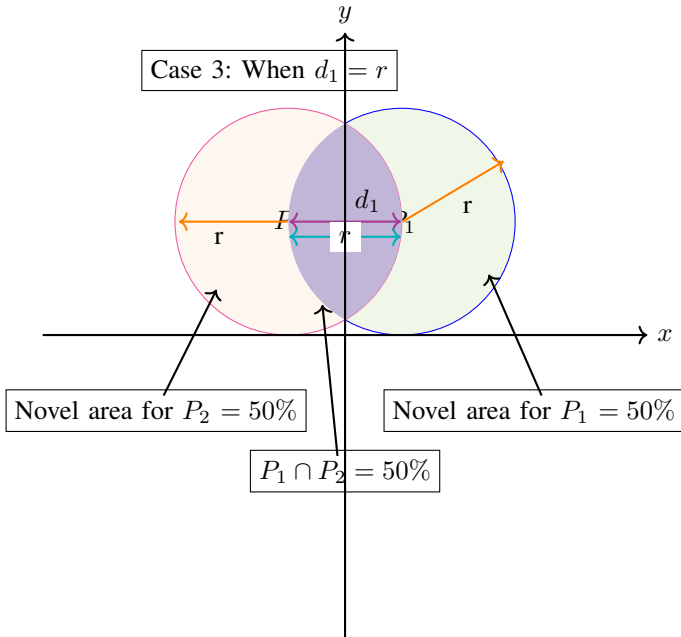


Fig. 8. Two regions of P_1 and P_2 are overlapped exactly 50%. So both P_1 and P_2 left with 50% unsearched unique area.

- **Case 4:** [$0 < d < r$] : If the distance d is less than the radius(r) of the region, that means more than 50% search region is matched between two leader particles. So we are left with very less amount of search region which is unique. As the novel region is very less than earlier one we recompute a new position by leaving this region unsearched or we keep on performing PSO search on this

area. Here $novel_threshold(Th_N)$ is required, and this value will determine what we will do. This case is shown in figure-(9).

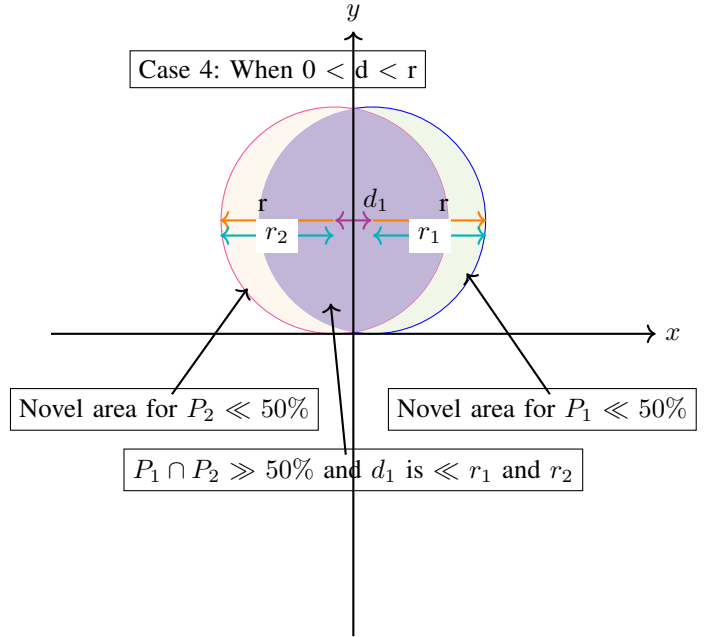


Fig. 9. Two regions of P_1 and P_2 are overlapped more than 50%. So both P_1 and P_2 left with very less unsearched unique area.

- **Case 5:** [$d = 0$] : If the region hold by the leader particles completely overlap with other then there will be no novel region left; so no need of initiating PSO search in that region. Basically one of them will search that area and other leader particle will move to other region by re-computing its position. Complete overlapping is very rare thing to occur, because we need to remember that positions are distributed randomly in the application search area. So it is very much unlikely that two random numbers are same. So this case which is shown in figure-(10) is very uncommon incident.

By observing all possible novelty cases, we can represent them in a tabular form as shown in Table-1.

After careful consideration of all possible novelty cases, we came to a formula for calculating novelty score for particle P_i that is ns_i is as follows -

$$ns_i = \left(\frac{d_i}{2 * r}\right) * 100 \quad (3)$$

Now we came to the point where we need novelty threshold value. It is totally based on application. Clearly from the table -1, if we set very low value of novelty threshold like case -4 (1-49%) that means we allow two PSO team to search closely. If our application demand closeness we can set low novelty threshold value. If two regions are highly novel like case-1(100%) as per table-1, that signify is that these two regions are not overlapping so both the leader particle can initiate searching.

So initially having moderate threshold value is good for exploration, if there is vast area unsearched. And if we

Case Number	Condition	Novelty Percentage	Category	Remark
1	$d \geq 2*r$	100%	Highly Novel	Perfect for PSO search
2	$r < d < 2*r$	51 - 99%	Moderately Novel	Good for PSO search
3	$d = r$	50%	Typically Novel	OK for PSO search
4	$0 < d < 2*r$	1 - 49%	Low Novel	Less Likely for PSO search
5	$d = 0$	0%	Not Novel	Not for PSO search

TABLE I
TABULAR REPRESENTATION OF DIFFERENT NOVELTY CASES AND THEIR CATEGORIES.

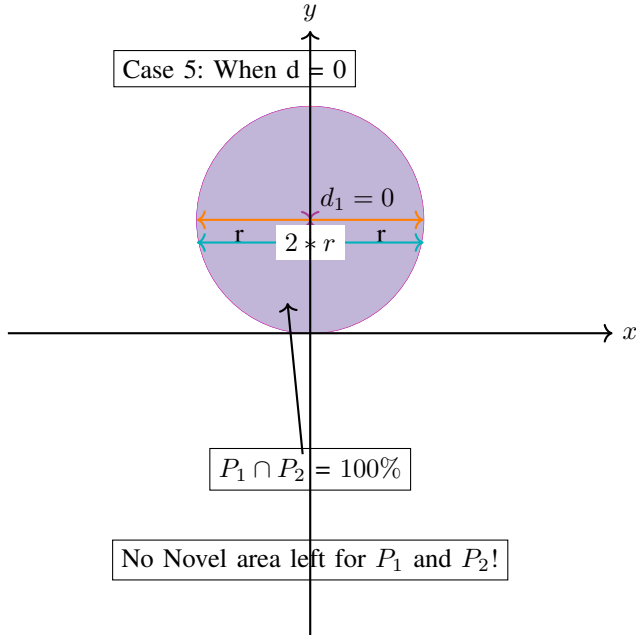


Fig. 10. Two regions of P_1 and P_2 are completely overlapped. So both P_1 and P_2 left with zero unsearched unique area.

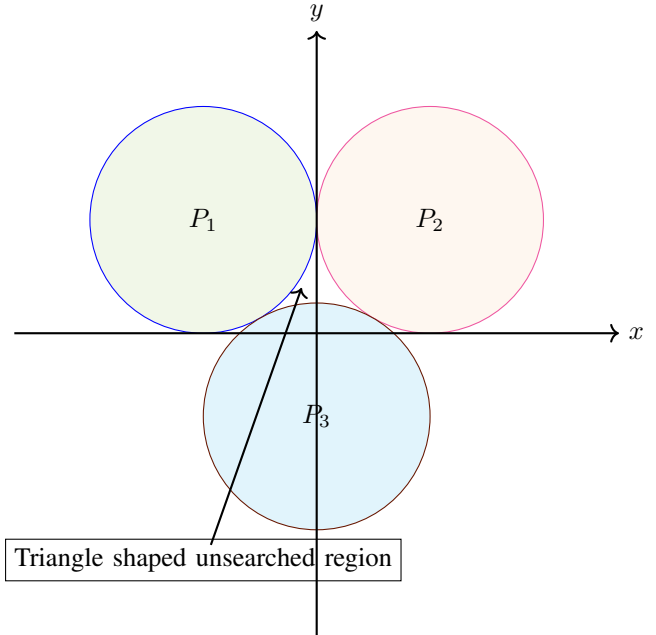


Fig. 11. Two regions of P_1 and P_2 are completely overlapped. So both P_1 and P_2 left with zero unsearched unique area.

keep decreasing novelty threshold value as time passes more rigorous search will happen which include boundary areas of region. If we set Th_N is high(closely 100%) then the following scenario like the figure-(11) will happen. We can see the triangle shaped area is left unsearched. Like this many more fragments will be left unsearched. The problem of setting high Th_N value creates many small unsearched fragments that is why decreasing the threshold improves the situation and left no unsearched area also makes the algorithm more diverse.

3) *Novelty Threshold*: This *novelty_threshold* or Th_N value is pre-determined by the application. A simple idea behind *novelty_threshold* is how much close two PSO teams will search? There is no point of searching the same place by two different PSO teams. So obviously one PSO team will be withdrawn from that region and replaced to some other search area. If Th_N value is very low then two PSO team will search very closely and almost same place, and if the Th_N value is very high then two PSO team will be far away and lots of search area will be unsearched. So we keep this threshold value in a moderate level so that entire area will be searched properly and no area is left unsearched.

4) *Variant of Particle Swarm Optimization used in the algorithm*: We can attach any variant of particle swarm

optimization algorithm to the present method. Every PSO algorithm has two parts one *exploration* and another *exploitation*. Exploration helps pso to search more diverse area where as exploitation helps to go deeper if any promising search areas found. According to the latest benchmark test optimization functions [3] most of the PSO variants suffers when the test function become complex, non-seperable and asymmetrical. The latest standard for PSO algorithm which is known as "SPSO11" [2], also fails to deliver promising performance on those functions where there is huge number of local minima and second global minimum is far from first true optimum [4].

Choosing a variant which is good in terms of "Exploitation" is perfect fit for our method, because novelty search do the "Exploration" part far better than any other algorithm. Once Novelty search finds out a location for performing PSO search, any good exploitive PSO will do the job.

In our case we consider BareBones-PSO variant developed by Kennedy [12]. Only reason behind this is its simplicity. This method is Velocity free, and its particles position is based on Gaussian distribution. Its simplified position equation is as

follows -

$$x_{ij}(t+1) \sim N\left(\frac{pbest_{ij}(t) + gbest_j(t)}{2}, |pbest_{ij}(t) - gbest_j(t)|\right) \quad (4)$$

where let's

$$\rho = |pbest_{ij}(t) - gbest_j(t)| \text{ and}$$

$$\sigma = \frac{pbest_{ij}(t) + gbest_j(t)}{2}$$

then ρ is the mean of $pbest_{ij}(t)$ and $gbest_j(t)$ and σ is standard deviation of $pbest_{ij}(t)$ and $gbest_j(t)$ and $N(\sigma, \rho)$ is the Gaussian Distribution σ and ρ . $pbest_{ij}(t)$ and $gbest_j(t)$ are as usual pso terms of local best position and global best position at time t.

Discussing a lot more things about Bare Bones PSO is not the objective of the paper. Please follow [12], [13], [14] for more information about Bare Bones PSO and its theoretical analysis.

After Novelty Search, when leader particle calls Bare-Bones PSO, it is upto Bare-Bones PSO which will generate a group of random particles on that region controlled by leader particle. As the search region is comparably smaller than other PSO variants then its search become faster and deeper.

After the completion of search if global best position is below fitness threshold value (Th_f) then that position will be kept in record and that leader particle keep continue its search to some other locations.

So, simultaneously all the leader particles will perform their PSO search(if not re-computing its position) and keep track of their best achieved position, and all the leader particles will exchange their best information after every iteration. Eventually they will know global best solution is achieved (or not). Algorithm-(4) clearly explains the workings of Bare-Bones PSO algorithm.

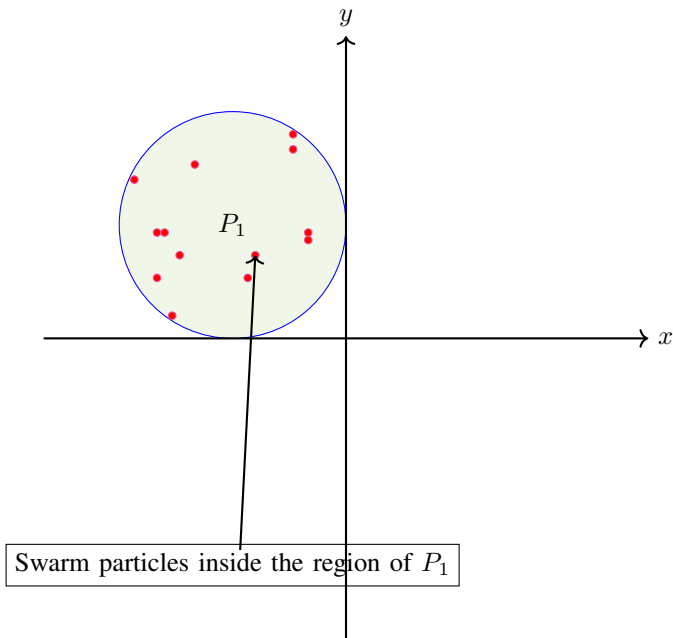


Fig. 12. Inside of a region of leader particle P_1 where a group of particles are searching for global solution.

In the figure-(12), a typical region of leader particle P_1 is shown. Here P_1 calls Bare-Bone PSO and red dots are swarm particles generated randomly inside the region of P_1 . They keep on searching that region until they converge to some solution.

III. ALGORITHMIC SUMMARY

The Novelty Search based Particle Swarm Optimization Algorithm(NSPSO) is represented in pseudocode in page -(9).

There are 4 algorithms. $NSPSO()$, $NC()$, $NS()$ and $BBPSO()$ All of them quite self-explanatory.

$NSPSO()$ algorithm is the main algorithm. $NSPSO()$ algorithm calls Novelty Computation($NC()$) algorithm for every iteration by every leader particles. After $NC()$ returns novelty value(N) to the $NSPSO()$, $NSPSO()$ calls PSO search algorithm $BBPSO()$ if novelty value is greater than threshold value (Th_N). If not then $NSPSO()$ calls $RECOMP()$ function which randomly select positions inside the application search region.

Algorithm $NC()$ calls Novelty Score Calculation algorithm $NS()$ every time it is required for every leader particles current position and their previous positions.

A. Pseudocode

Please see in page 8,9 and 10.

IV. EXPERIMENTAL RESULT AND ANALYSIS.

A. Experimental Setting.

The proposed Novelty Search based Particle Swarm Optimization algorithm approach is tested by MatLab 2015a on a 64 bit PC with Intel i5 processor with 3 GHz speed.

B. Benchmark Setting.

We use 5 benchmark functions taken from *Special Session on Real-Parameter Single Objective Optimisation at CEC-2013* [3]. We choose those functions which are non-separable and asymmetrical, where large number of local minima and a second global minimum located far from the true optimum. According to [4] these functions gives poor result when tested SPSO11. Other major reason for choosing those functions is they allow tested algorithm to search wider region in the search space. So this is a good platform to test the explorative power of our algorithm.

Table 2 lists down those functions.

All these chosen function have the common functionality that each one is Non- Separable and Asymmetrical. Schwefel's Function have a huge number of local optima and second better optimum is far from global optimum. For details information please follow [3].

Experiments were carried out on 10 dimensional version on test functions. Maximum iteration is 10000*D. Search space , error values and other parameters are taken form [3].

Results are shown in Table 3.

A carefull inspection of Table -3 reveals that for all functions, NSPSO perform better than SPSO11. Rotated Schaffers Function, where local optimum are huge NSPSO performs

Algorithm 1 Novelty-Search-PSO Algorithm

```

1: procedure NSPSO()
2: 

---


3: Particle P ← n ▷ [n : Number of particles.]
4: PositionTable PT(n) ← NULL ▷ [PT : Position Table holds the position after performing PSO search.]
5: P(n) ← Random Positions RAND() ▷ [RAND() : Randomly define n number of positions for n particles.]
6: F(n) ← CALL FIT(P(n)) ▷ [FIT(P(n)) : Compute Fitness function for n particles based on applications.]
7: PBEST(n,P) ← NULL ▷ [PBEST(n,P) : It holds best achieved fitness value and position after PSO search.]
8: RT(n) ← NULL ▷ [RT(n) : Re computation Table.]
9: for i ← 1 to n do
10:     N(i) ← CALL NC(P(i),n) ▷ [NC() : Novelty Computation algorithm.]
11:     PBEST(i,P(i)) ← (i,P(i)) ▷ [PBEST(i,P(i)) : It holds initial position of P(i).]
12: end for
13: 

---


14: for itr ← 1 to MaxIterations do ▷ [MaxIterations : Maximum number of iterations.]
15:     for i ← 1 to n do
16:         if N(i) >= Thn then ▷ [Thn : Novelty Threshold value determined by the application.]
17:             bp ← CALL PSO_SEARCH(P(i)) ▷ [PSO_SEARCH() : Calling PSO algorithm with particle P(i).]
18:             if FIT(bp) ≤ FIT(PBEST(P(i))) then
19:                 PBEST(i,P(i)) ← (i,bp) ▷ [Update PBEST if new best position is better than old best position.]
20:             end if
21:             PT(i) ← P(i)
22:             P(i) ← CALL RECOMP(P(i)) ▷ [RECOMP() : Redistribute particle to a new position.]
23:         else
24:             P(i) ← CALL RECOMP(P(i))
25:         end if
26:     end for
27:     for i ← 1 to n do
28:         N(i) ← CALL NC(P(i),P(n)) ▷ [Calculate new novelty value for the new positions.]
29:     end for
30: end for
31: end procedure

```

Functions Number	Test Functions	Formula	Search Range
F_1	Rotated Discus Function	$10^6 z_1^2 + \sum_{i=2}^D z_i^2$	$[-100, 100]^D$
F_2	Rotated Schaffers Function	$\frac{1}{D-1} \sum_{i=1}^{D-1} (\sqrt{z_i} + \sqrt{z_i} \sin^2(50z_i^{0.2}))^2$	$[-100, 100]^D$
F_3	Rotated Ackley's Function	$-20 \exp(-0.2 \sqrt{\frac{1}{D} \sum_{i=1}^D z_i^2}) - \exp(\frac{1}{D} \sum_{i=1}^D \cos(2\pi z_i)) + 20 + e$	$[-100, 100]^D$
F_4	Rotated Rastrigin's Function	$\sum_{i=1}^D (z_i^2 - 10 \cos(2\pi z_i) + 10)$	$[-100, 100]^D$
F_5	Schwefel's Function	$418.9829 * D - \sum_{i=1}^D g(z_i)$	$[-100, 100]^D$

TABLE II
THE FIVE BENCHMARK FUNCTIONS.

very close to SPSO11. The Rotated Discus Function is unimodal function and all others are multimodal. NSPSO is much faster and can quickly reach in objective if the search region is more diverse as we can see in case of Schwefel's Function.

V. CONCLUSION

In this paper we propose a particle swarm optimization algorithm augmented with novelty search. We devise a method where PSO can successfully search entire area of the search region and never stuck in any local optima. The benefit of this algorithm is for more complex functions where multiple

local optimum and global optimum exist and the solutions are highly distributed throughout the search region. Thus present algorithm provides superior results which are shown in Table-3.

The main problem of other PSO variants is, they are objective based. So when any particle of the swarm finds any promising solution other particles tend to move towards that location which creates stagnation in local optima and eventually no better solution is found by any other particles and search stops. In the present approach PSO searching never stops based on what solution any particle find rather it keeps

Algorithm 2 Novelty Computation Algorithm

```

1: procedure NC(P(i),n)
2:   N ← 0 ▷ [N : Novelty value of particle P(i).]
3:   j ← 0
4:   

---

-Novelty Checking for Previously Searched Positions-

---


5:   while PT(j) ≠ 0 do
6:     tmp ← CALL NS(P(i),PT(j)) ▷ [NS() : Novelty Score Calculating function.]
7:     if tmp <  $Th_n$  then
8:       RT(i) ← "true" ▷ [Send "recomputation" message to itself.]
9:       Break ▷ [This position is searched previously so leave immediately and recompute current position.]
10:    end if
11:    j ← j+1
12:  end while
13:  

---

-Novelty Checking for Current Positions-

---


14:  j ← 0 ▷ [Re initializing local variable j.]
15:  if RT(i) == "true" then ▷ [Particle P(i) receive "recomputation" message.]
16:    N ← 0 ▷ [Forcefully making novelty score of P(i) very low.]
17:  else
18:    while j ≤ n do
19:      tmp ← CALL NS(P(i),P(j)) ▷ [Calculate Novelty Score for all other particles.]
20:      if tmp <  $Th_n$  then
21:        RT(j) ← "true" ▷ [Send "recomputation" message to Other particles.]
22:      end if
23:      N ← N+tmp ▷ [Summing Novelty Score for all the particles.]
24:      j ← j+1
25:    end while
26:    N ← N/(n-1) ▷ [Averaging the Novelty Score for the particles P(i).]
27:  end if
28:  Return(N)
29: end procedure

```

TABLE III
COMPARITIVE RESULTS OF SPSO11 WITH NSPSO BASED ON FIVE BENCHMARK FUNCTIONS.

Test functions	Dimension	SPSO2011	NSPSO
		Mean ± Std	Mean ± Std
F_1	10	7.76E+03 ± 4.55E+03	5.78E+03 ± 3.12E+02
F_2	10	-7.78E+02 ± 1.32E+01	-7.81E+02 ± 1.01E+00
F_3	10	-6.79E+02 ± 6.72E-02	-5.13E+02 ± 4.41E-01
F_4	10	-2.86E+02 ± 6.56E+00	-1.93E+02 ± 4.47E+00
F_5	10	8.77E+02 ± 2.48E+02	1.03E+01 ± 6.58E+01

on searching until all the area is completely searched by the particles. This approach is possible because of novelty search and its objective free movements.

The present algorithm is robust and dynamic because it has two parts one novelty search, which searches the novel area for searching and other is PSO algorithm. Now if any one wishes to use PSO variants other than BBPSO the present method will work successfully and provide superior results.

REFERENCES

[1] Kennedy, J. Eberhart, R.(1995).Particle Swarm Optimization.*Proceedings of IEEE International Conference on Neural Networks*.1942–1948.

[2] Maurice Clerc.,(2011).Standard Particle Swarm Optimisation.*hal-00764996*.

[3] Liang, JJ and Qu, BY and Suganthan, PN and Hernández-Díaz, Alfredo G.(2013).Problem definitions and evaluation criteria for the CEC 2013 special session on real-parameter optimization.*Computational Intelligence Laboratory, Zhengzhou University, Zhengzhou, China and Nanyang Technological University, Singapore, Technical Report*.281–295.201212.34.

[4] Zambrano-Bigiarini, Mauricio and Clerc, Maurice and Rojas, Rodrigo.(2013).Standard particle swarm optimisation 2011 at cec-2013: A baseline for future pso improvements.*2013 IEEE Congress on Evolutionary Computation*.2337–2344.IEEE

[5] Lehman, Joel and Stanley, Kenneth O.(2008).Exploiting open-endedness to solve problems through the search for novelty.*ALIFE*.329–336.Citeseer.

[6] Lehman, Joel and Stanley, Kenneth O.(2010).Revising the evolutionary computation abstraction: minimal criteria novelty search.*Proceedings*

Algorithm 3 Novelty Score Calculation Algorithm

```

1: procedure NS(P(i),P(k))
2:   ns  $\leftarrow$  0
3:   d  $\leftarrow$  0
4:   a  $\leftarrow$  P(i)
5:   b  $\leftarrow$  P(k) ▷ [d: distance variable]
6:   d  $\leftarrow$   $\sqrt{\sum_{i=1}^{dimension} (a_i^2 - b_i^2)}$  ▷ [Computing Euclidean Distance for multidimensional points.]
7:   if d  $\geq$  2*r then ▷ [r : radius value of the PSO region determined by applications.]
8:     ns  $\leftarrow$  100 ▷ [P(i) gets 100% novelty.]
9:   else
10:    ns  $\leftarrow$  ( $\frac{d}{2*r}$ ) * 100 ▷ [In all other cases P(i) gets "ns" novelty according to this formula.]
11:   end if
12:   Return (ns)
13: end procedure

```

Algorithm 4 PSO_SEARCH Algorithm

```

1: procedure BBPSO(P(i))
2:   -----We Use Bare Bones Particle Swarm Optimization Algorithm-----
3:    $P_n \leftarrow n$  ▷ [Randomly initialize n particles inside the circular region centered by P(i).]
4:    $f_n \leftarrow \text{NULL}$  ▷ [f_n : Holds fitness values of all the particles.]
5:   for i  $\leftarrow$  1 to n do
6:      $f_i \leftarrow \text{CALL FIT}(P_i)$  ▷ [Every particle P(i) computing its Fitness.]
7:      $P_{Best_i} \leftarrow P_i$  ▷ [In initialization phase Every Particle P_i's position is P_{Best}.]
8:   end for
9:    $G_{Best} \leftarrow \{P_i \mid f_i(P_i) \text{ is minimum}\}$  ▷ [G_{Best} holds best particles position among all P_{Best}.]
10:  while ( $G_{Best} \leq Th_f$ ) or (itr  $\leq$  MaxItr) do ▷ [Th_f : Fitness Threshold value determined by the application.]
11:    for i  $\leftarrow$  1 to n do
12:       $m = \frac{G_{Best} + P_{Best}}{2}$  ▷ [m : Mean of G_{Best} and P_{Best}.]
13:       $sd = |G_{Best} - P_{Best}|$  ▷ [sd : Standard Deviation of G_{Best} and P_{Best}.]
14:       $newP_i \leftarrow N(m, sd)$  ▷ [N(m,sd) : Gaussian Distribution of Mean and Standard Deviation.]
15:       $newf_i \leftarrow \text{CALL FIT}(newP_i)$  ▷ [newf_i : New Fitness is Calculated based on newP_i.]
16:      if  $newf_i < f_i$  then ▷ [Less then symbol(<) used for minimization problems.]
17:         $P_{Best_i} \leftarrow newP_i$ 
18:      end if
19:       $P_i \leftarrow newP_i$  ▷ [New Position is updated.]
20:    end for
21:     $G_{Best} \leftarrow \{P_i \mid f_i(P_i) \text{ is minimum}\}$  ▷ [G_{Best} updated based on new positions.]
22:  end while
23:  if  $f(G_{Best}) < Th_f$  then ▷ [If achieved G_{Best} is better than fitness Threshold value return G_{Best}.]
24:    Return( $G_{Best}$ )
25:  end if
26: end procedure

```

of the 12th annual conference on Genetic and evolutionary computation.103–110.

- [7] Lehman, Joel and Stanley, Kenneth O.(2010).Efficiently evolving programs through the search for novelty.*Proceedings of the 12th annual conference on Genetic and evolutionary computation.*837–844.
- [8] Lehman, Joel and Stanley, Kenneth O.(2011).Novelty search and the problem with objectives.*Genetic programming theory and practice IX.*37–56.Springer.
- [9] Doncieux, Stephane and Laflaquière, Alban and Coninx, Alexandre.(2019).Novelty search: a theoretical perspective.*Proceedings of the Genetic and Evolutionary Computation Conference.*99–106.Springer.
- [10] Burgos-Simón, Clara and Cortés, Juan-Carlos and Hidalgo, José-Ignacio and Martínez-Rodríguez, David and Villanueva, Rafael-J.(2020)Novelty Swarm, the Implementation of Novelty Search in the Particle Swarm Optimization Algorithm.*Proceedings of the Genetic and Evolutionary Computation Conference.*99–106.Springer.
- [11] Galvao, Diana F and Lehman, Joel and Urbano, Paulo.(2015)Novelty-driven particle swarm optimization.*International Conference on Artificial Evolution (Evolution Artificielle).*177–190.Springer.
- [12] Kennedy, James.(2003)Bare bones particle swarms.*Proceedings of the 2003 IEEE Swarm Intelligence Symposium. SIS'03 (Cat. No. 03EX706).*80–87.IEEE.
- [13] Pan, Feng and Hu, Xiaohui and Eberhart, Russ and Chen, Yaobin.(2008)An analysis of bare bones particle swarm.*2008 IEEE Swarm Intelligence Symposium.*1–5.IEEE.
- [14] Blackwell, Tim.(2011)A study of collapse in bare bones particle swarm optimization.*IEEE Transactions on Evolutionary Computation.*16.354–372.IEEE.



Rajesh Misra is a lecturer in Information Technology at an undergraduate college, India. Prior to teaching, he worked in software industry as a Test Engineer in the field of Networking Protocol for 3 years. He received his Master in Technology degree from Calcutta University, India in 2010 after receiving his B.Sc and M.Sc in Computer Science from the same Institute in 2006 and 2008. His research interests include Computer Vision, Particle Swarm Optimization, Swarm Intelligence, Genetic Algorithm, Image Processing.



Kumar S. Ray PhD, is a Professor in the Electronics and Communication Sciences Unit at Indian Statistical Institute, Kolkata, India. He is an alumnus of University of Bradford, UK. Prof. Ray was a member of task force committee of the Government of India, Department of Electronics (DoE/MIT), for the application of AI in power plants. He is the founder member of Indian Society for Fuzzy Mathematics and Information Processing (ISFUMIP) and member of Indian Unit for Pattern Recognition and Artificial Intelligence (IUPRAI). His current research interests include artificial intelligence, computer vision, commonsense reasoning, soft computing, non-monotonic deductive database systems, and DNA computing. He is the author of two research monographs viz, *Soft Computing Approach to Pattern Classification and Object Recognition*, a unified concept, Springer, New York, and *Polygonal Approximation and Scale-Space Analysis of closed digital curves*, Apple Academic Press, Canada, 2013.