

Distributed \mathcal{H}^2 -Matrices for Boundary Element Methods

Steffen Börm

March 14, 2022

Standard discretization techniques for boundary integral equations, e.g., the Galerkin boundary element method, lead to large densely populated matrices that require fast and efficient compression techniques like the fast multipole method or hierarchical matrices. If the underlying mesh is very large, running the corresponding algorithms on a distributed computer is attractive, e.g., since distributed computers frequently are cost-effective and offer a high accumulated memory bandwidth.

Compared to the closely related particle methods, for which distributed algorithms are well-established, the Galerkin discretization poses a challenge, since the supports of the basis functions influence the block structure of the matrix and therefore the flow of data in the corresponding algorithms. This article introduces distributed \mathcal{H}^2 -matrices, a class of hierarchical matrices that is closely related to fast multipole methods and particularly well-suited for distributed computing. While earlier efforts required the global tree structure of the \mathcal{H}^2 -matrix to be stored in every node of the distributed system, the new approach needs only local multilevel information that can be obtained via a simple distributed algorithm, allowing us to scale to significantly larger systems. Experiments show that this approach can handle very large meshes with more than 130 million triangles efficiently.

1 Introduction

Let us consider the boundary integral equation

$$\int_{\partial\Omega} g(x, y) u(y) dy = f(x) \quad \text{for all } x \in \partial\Omega, \quad (1)$$

where $\Omega \subseteq \mathbb{R}^3$ is a Lipschitz domain, g is a kernel function, e.g., the Laplace kernel

$$g(x, y) = \frac{1}{4\pi\|x - y\|} \quad \text{for all } x, y \in \mathbb{R}^3, \ x \neq y,$$

or the Helmholtz kernel

$$g(x, y) = \frac{e^{i\kappa\|x-y\|}}{4\pi\|x-y\|} \quad \text{for all } x, y \in \mathbb{R}^3, \ x \neq y,$$

for the wave number $\kappa \in \mathbb{R}_{\geq 0}$, f is a given function, and u is the solution we want to compute or at least approximate. Integral equations of this kind appear, e.g., when dealing with exterior domain problems in electrostatics or acoustics.

Galerkin's method offers an elegant approach to discretizing the integral equation: we choose a family $(\varphi_i)_{i \in \mathcal{I}}$ of *test functions* and a family $(\psi_j)_{j \in \mathcal{J}}$ of *trial functions* and look for an approximate solution of the form

$$u_h := \sum_{j \in \mathcal{J}} z_j \psi_j \quad (2)$$

with a coefficient vector $z \in \mathbb{R}^{\mathcal{J}}$. Replacing u by u_h in (1), multiplying by the trial functions φ_i , and integrating yields

$$\int_{\partial\Omega} \varphi_i(x) \int_{\partial\Omega} g(x, y) u_h(y) dy dx = \int_{\partial\Omega} \varphi_i(x) f(x) dx \quad \text{for all } i \in \mathcal{I}, \quad (3)$$

and with (2) we obtain

$$\sum_{j \in \mathcal{J}} z_j \underbrace{\int_{\partial\Omega} \varphi_i(x) \int_{\partial\Omega} g(x, y) \psi_j(y) dy dx}_{=: g_{ij}} = \underbrace{\int_{\partial\Omega} \varphi_i(x) f(x) dx}_{=: b_i} \quad \text{for all } i \in \mathcal{I}.$$

If we collect the values g_{ij} in a matrix $G \in \mathbb{R}^{\mathcal{I} \times \mathcal{J}}$ and the values b_i in a vector $b \in \mathbb{R}^{\mathcal{I}}$, we arrive at the linear system $Gz = b$. If we can solve this system, we can use (2) to obtain the approximate solution u_h of the integral equation (1).

Solving the system $Gz = b$ poses a significant challenge, since

- the matrix G is generally not sparse,
- its condition number tends to be large, and
- computing some of its entries involves evaluating singular integrals.

The third issue can be addressed by suitable quadrature techniques [37, 18, 39, 12]. For the second issue, Krylov methods [25, 20, 36] can be combined with suitable preconditioners [43, 40, 31, 19].

The first issue, i.e., handling large non-sparse matrices efficiently, is the topic of this article. If the geometry is locally smooth, wavelet methods [16, 17, 41, 15, 30] can be used to obtain a sparse approximation of the matrix G by taking advantage of local smoothness properties of the kernel function g . In more general settings, it is usually more attractive to either approximate the kernel function g directly, e.g., by fast multipole methods [35, 24, 1, 22], interpolation [21, 9, 11, 13], quadrature [8, 7], or Taylor expansion [29, 38], or the use matrix coefficients to construct local low-rank approximations [42, 2, 4, 3].

Both the approximation of the kernel function and the approximation of matrix entries leads to a decomposition of the matrix G into submatrices that are either small enough to be stored directly or far enough from the singularity at $x = y$ to be approximated by a low-rank matrix that can be stored efficiently in factorized form. This leads to what is known as a *hierarchical matrix* [26, 27], sometimes even to the sub-class of \mathcal{H}^2 -matrices [28, 10, 6].

Although hierarchical matrices, and particularly \mathcal{H}^2 -matrices, tend to be very efficient, handling very large systems still requires a large amount of memory and leads to long run-times. This article addresses this problem by using a distributed computing approach where multiple computers are connected by a communication network allowing them to share data and computational work.

In the context of particle systems, several very efficient parallel algorithms already exist [23, 44, 32, 34], even for the particularly challenging Helmholtz problem [33]. Generalizing these techniques to boundary element matrices is not straightforward, since we have to take the shapes of the supports of the basis functions into account in order to guarantee reliable convergence.

\mathcal{H}^2 -matrices can easily deal with general (localized) basis functions due to their more flexible tree structures [5], but distributing these tree structures among multiple nodes in a distributed system poses a challenge. This article presents a technique that can be used to distribute the trees among all nodes, providing each node with just enough information to carry out the required operations.

Since the geometry and the choice of basis functions heavily influence the matrix structure and since we want each node to be responsible for only part of the domain, the nodes have to communicate in order to determine what data they need to send to and receive from each other. This article presents an efficient algorithm that uses only local information to construct *send trees* and *receive trees* (closely related to the *locally essential trees* used in parallel multipole methods [44]) that describe the communication patterns required to carry out operations like the matrix setup, matrix compression, or matrix-vector multiplication.

Once the send and receive trees are constructed, performing these operations is fairly straightforward. This article contains examples of how fundamental operations can be implemented in a distributed system and provides experimental results showing weak scaling up to surfaces consisting of more than 134 million triangles.

The article is organized as follows: Section 2 gives a brief introduction into the structure and properties of \mathcal{H}^2 -matrices, Section 3 describes a simple approach to handling \mathcal{H}^2 -matrices on a distributed system, and Section 4 outlines how this approach can be improved to obtain better theoretical scaling for very large numbers of nodes.

2 \mathcal{H}^2 -matrices

Before we can discuss how to implement \mathcal{H}^2 -matrices on a distributed system, we have to briefly recall how \mathcal{H}^2 -matrices work. In the context of integral equations, interpolation offers a simple approach: we fix axis-parallel boxes $\tau, \sigma \subseteq \mathbb{R}^3$ and denote interpolation

points in these boxes by $(\xi_{\tau,\nu})_{\nu=1}^k$ and $(\xi_{\sigma,\mu})_{\mu=1}^k$. With the corresponding Lagrange polynomials $(\ell_{\tau,\nu})_{\nu=1}^k$ and $(\ell_{\sigma,\mu})_{\mu=1}^k$, the interpolating polynomial of the kernel function g is given by

$$\tilde{g}_{\tau\sigma}(x, y) = \sum_{\nu=1}^k \sum_{\mu=1}^k g(\xi_{\tau,\nu}, \xi_{\sigma,\mu}) \ell_{\tau,\nu}(x) \ell_{\sigma,\mu}(y) \quad \text{for all } x \in \tau, y \in \sigma. \quad (4)$$

If τ and σ are well-separated, $g|_{\tau \times \sigma}$ is smooth and we have

$$g(x, y) \approx \tilde{g}_{\tau\sigma}(x, y) \quad \text{for all } x \in \tau, y \in \sigma.$$

We can take advantage of this approximation of the kernel function to obtain an approximation of the matrix: we denote by

$$\hat{\tau} := \{i \in \mathcal{I} : \text{supp } \varphi_i \subseteq \tau\}, \quad \hat{\sigma} := \{j \in \mathcal{J} : \text{supp } \psi_j \subseteq \sigma\} \quad (5)$$

the indices of basis functions supported in τ and σ . Since $\tilde{g}_{\tau\sigma}$ approximates g in $\tau \times \sigma$, we find

$$\begin{aligned} g_{ij} &= \int_{\partial\Omega} \varphi_i(x) \int_{\partial\Omega} g(x, y) \psi_j(y) dy dx \approx \int_{\partial\Omega} \varphi_i(x) \int_{\partial\Omega} \tilde{g}_{\tau\sigma}(x, y) \psi_j(y) dy dx \\ &= \sum_{\nu=1}^k \sum_{\mu=1}^k \underbrace{\int_{\partial\Omega} \varphi_i(x) \ell_{\tau,\nu}(x) dx}_{=: v_{\tau,i\nu}} \underbrace{g(\xi_{\tau,\nu}, \xi_{\sigma,\mu})}_{=: s_{\tau\sigma,\nu\mu}} \underbrace{\int_{\partial\Omega} \psi_j(y) \ell_{\sigma,\mu}(y) dy}_{=: w_{\sigma,j\mu}} \quad \text{for all } i \in \hat{\tau}, j \in \hat{\sigma}. \end{aligned}$$

Introducing the matrices $V_\tau \in \mathbb{R}^{\hat{\tau} \times k}$, $W_\sigma \in \mathbb{R}^{\hat{\sigma} \times k}$ (with the shorthand notation $\mathbb{R}^{\hat{\tau} \times k}$ for matrices with k columns and row indices in $\hat{\tau}$), and $S_{\tau\sigma} \in \mathbb{R}^{k \times k}$ with

$$v_{\tau,i\nu} = \int_{\partial\Omega} \varphi_i(x) \ell_{\tau,\nu}(x) dx \quad \text{for all } i \in \hat{\tau}, \nu \in [1 : k], \quad (6a)$$

$$w_{\sigma,j\mu} = \int_{\partial\Omega} \psi_j(y) \ell_{\sigma,\mu}(y) dy \quad \text{for all } j \in \hat{\sigma}, \mu \in [1 : k], \quad (6b)$$

$$s_{\tau\sigma,\nu\mu} = g(\xi_{\tau,\nu}, \xi_{\sigma,\mu}) \quad \text{for all } \nu, \mu \in [1 : k], \quad (6c)$$

we obtain an approximation of the matrix block

$$G|_{\hat{\tau} \times \hat{\sigma}} \approx V_\tau S_{\tau\sigma} W_\sigma^T. \quad (7)$$

Unfortunately, we cannot apply this procedure globally, since τ and σ have to be well-separated. The solution is to cover $\partial\Omega \times \partial\Omega$ with multiple well-separated subdomains and a few small remainders that can be treated directly. In order to make the construction of this covering as efficient as possible, we impose a hierarchical structure.

Definition 1 (Cluster tree) Let $\mathcal{T}_\mathcal{I}$ be a tree with root $\rho = \text{root}(\mathcal{T}_\mathcal{I})$, and assign a set $\hat{\tau} \subseteq \mathcal{I}$ to each of its vertices $\tau \in \mathcal{T}_\mathcal{I}$. We denote the children of a vertex $\tau \in \mathcal{T}_\mathcal{I}$ by $\text{chil}(\tau) \subseteq \mathcal{T}_\mathcal{I}$.

$\mathcal{T}_\mathcal{I}$ is called a cluster tree for the index set \mathcal{I} (and the basis functions $(\varphi_i)_{i \in \mathcal{I}}$) if

- $\hat{\varrho} = \mathcal{I}$,
- for all $\tau \in \mathcal{T}_{\mathcal{I}}$, $i \in \hat{\tau}$, we have $\text{supp } \varphi_i \subseteq \tau$,
- for all $\tau \in \mathcal{T}_{\mathcal{I}}$ and $\tau_1, \tau_2 \in \text{chil}(\tau)$, we have $\tau_1 \neq \tau_2 \Rightarrow \hat{\tau}_1 \cap \hat{\tau}_2 = \emptyset$, and
- for all $\tau \in \mathcal{T}_{\mathcal{I}}$ with $\text{chil}(\tau) \neq \emptyset$, we have $\hat{\tau} = \bigcup \{\hat{\tau}' : \tau' \in \text{chil}(\tau)\}$.

We denote the leaves of a cluster tree $\mathcal{T}_{\mathcal{I}}$ by $\mathcal{L}_{\mathcal{I}}$. The vertices of a cluster tree are called clusters.

A simple construction of cluster trees is based on *characteristic points* $x_i \in \text{supp } \varphi_i$ assigned to represent every basis function: we recursively split the “cloud” of characteristic points, e.g., by bisection along suitable planes, to obtain a tree structure with index sets $\hat{\tau} \subseteq \mathcal{I}$ assigned to each vertex. The clusters τ can then be constructed by finding minimal axis-parallel boxes ensuring (5).

Remark 2 (Cluster geometry) *Our approach requires us to ensure $\text{supp } \varphi_i \subseteq \tau$ for all $i \in \hat{\tau}$, and this means that for the commonly-used unstructured surface meshes the clusters τ will vary in diameter and aspect ratio, even within the same level of the cluster tree.*

This is a marked difference from classical fast multipole methods for particle system that typically use a very regular box tree in order to keep the implementation simple. We do not have this option, since we are working with entire supports of basis functions instead of points.

In a distributed system, this implies that nodes cannot simply predict the clusters in other nodes, since these clusters depend on the local geometry of the mesh that is not available to all nodes.

In the following, we assume that cluster trees $\mathcal{T}_{\mathcal{I}}$ for the basis $(\varphi_i)_{i \in \mathcal{I}}$ and $\mathcal{T}_{\mathcal{J}}$ for the basis $(\psi_j)_{j \in \mathcal{J}}$ are given. Our task is now to cover $\partial\Omega \times \partial\Omega$ by pairs of clusters $\tau \times \sigma$ with $\tau \in \mathcal{T}_{\mathcal{I}}$, $\sigma \in \mathcal{T}_{\mathcal{J}}$. We do this by recursively constructing a *block tree*: the root of the block tree $\mathcal{T}_{\mathcal{I} \times \mathcal{J}}$ is the pair of the roots of $\mathcal{T}_{\mathcal{I}}$ and $\mathcal{T}_{\mathcal{J}}$, i.e., $\text{root}(\mathcal{T}_{\mathcal{I} \times \mathcal{J}}) = (\text{root}(\mathcal{T}_{\mathcal{I}}), \text{root}(\mathcal{T}_{\mathcal{J}}))$.

Given a pair $(\tau, \sigma) \in \mathcal{T}_{\mathcal{I} \times \mathcal{J}}$, we check whether τ and σ are well-separated, e.g., via the *standard admissibility condition*

$$\max\{\text{diam}(\tau), \text{diam}(\sigma)\} \leq 2\eta \text{dist}(\tau, \sigma), \quad (8)$$

where $\eta \in \mathbb{R}_{>0}$ is a parameter that allows us to balance the speed of convergence against the storage requirements: if η is small, we have fast convergence, if η is large, we have a small number of blocks. If τ and σ are well-separated, we make (τ, σ) a leaf of the block tree, i.e., we have $\text{chil}(\tau, \sigma) = \emptyset$.

Otherwise we check whether τ and σ have children. If one of them does, we let

$$\text{chil}(\tau, \sigma) := \begin{cases} \text{chil}(\tau) \times \text{chil}(\sigma) & \text{if } \text{chil}(\tau) \neq \emptyset, \text{chil}(\sigma) \neq \emptyset, \\ \{\tau\} \times \text{chil}(\sigma) & \text{if } \text{chil}(\tau) = \emptyset, \text{chil}(\sigma) \neq \emptyset, \\ \text{chil}(\tau) \times \{\sigma\} & \text{if } \text{chil}(\tau) \neq \emptyset, \text{chil}(\sigma) = \emptyset, \end{cases}$$

and apply our procedure recursively to the children.

If $\text{chil}(\tau) = \emptyset = \text{chil}(\sigma)$, we again make (τ, σ) a leaf of the block tree $\mathcal{T}_{\mathcal{I} \times \mathcal{J}}$, but this time it is a leaf that does not allow us to approximate the corresponding matrix block.

We denote the set of leaves of the block tree $\mathcal{T}_{\mathcal{I} \times \mathcal{J}}$ by $\mathcal{L}_{\mathcal{I} \times \mathcal{J}}$ and split it into the subset of *admissible leaves* $\mathcal{L}_{\mathcal{I} \times \mathcal{J}}^+$ containing well-separated clusters and the remainder $\mathcal{L}_{\mathcal{I} \times \mathcal{J}}^-$ of *inadmissible leaves*. Due to the properties of the cluster trees $\mathcal{T}_{\mathcal{I}}$ and $\mathcal{T}_{\mathcal{J}}$, we have that $\{\hat{\tau} \times \hat{\sigma} : (\tau, \sigma) \in \mathcal{L}_{\mathcal{I} \times \mathcal{J}}\}$ is a partition of $\mathcal{I} \times \mathcal{J}$, corresponding to a decomposition of the matrix G into submatrices $G|_{\hat{\tau} \times \hat{\sigma}}$. For admissible leaves, these submatrices can be approximated in the factorized form (7), while inadmissible leaves require us to store $G|_{\hat{\tau} \times \hat{\sigma}}$ directly.

Under standard assumptions, this approach would already reduce the storage requirements from $\mathcal{O}(n_{\mathcal{I}}n_{\mathcal{J}})$ to $\mathcal{O}((n_{\mathcal{I}} + n_{\mathcal{J}})k \log(n_{\mathcal{I}} + n_{\mathcal{J}}))$, where $n_{\mathcal{I}} := |\mathcal{I}|$ and $n_{\mathcal{J}} := |\mathcal{J}|$ denote the cardinalities of the index sets and k is the number of interpolation points.

If we use the same interpolation order for all clusters, we can reduce the complexity even further: let $\tau \in \mathcal{T}_{\mathcal{I}}$ and $\tau' \in \text{chil}(\tau)$. Since the interpolation orders for τ and τ' are identical, the Lagrange polynomials of τ can be expressed by the Lagrange polynomials of τ' , i.e., we have

$$\ell_{\tau, \nu} = \sum_{\nu'=1}^k \ell_{\tau, \nu}(\xi_{\tau', \nu'}) \ell_{\tau', \nu'} \quad \text{for all } \nu \in [1 : k].$$

Introducing the *transfer matrix* $E_{\tau'} \in \mathbb{R}^{k \times k}$ by

$$e_{\tau', \nu' \nu} := \ell_{\tau, \nu}(\xi_{\tau', \nu'}) \quad \text{for all } \nu, \nu' \in [1 : k], \quad (9)$$

we obtain

$$\ell_{\tau, \nu} = \sum_{\nu'=1}^k e_{\tau', \nu' \nu} \ell_{\tau', \nu'} \quad \text{for all } \nu \in [1 : k],$$

and discretizing this equation yields

$$\begin{aligned} v_{\tau, i \nu} &= \int_{\partial \Omega} \varphi_i(x) \ell_{\tau, \nu}(x) dx \\ &= \sum_{\nu'=1}^k e_{\tau', \nu' \nu} \int_{\partial \Omega} \varphi_i(x) \ell_{\tau', \nu'}(x) dx = \sum_{\nu'=1}^k e_{\tau', \nu' \nu} v_{\tau', i \nu'} \quad \text{for all } i \in \hat{\tau}', \nu \in [1 : k]. \end{aligned}$$

This equation can be written in the compact form

$$V_{\tau}|_{\hat{\tau}' \times [1:k]} = V_{\tau'} E_{\tau'}. \quad (10)$$

Since $\{\hat{\tau}' : \tau' \in \text{chil}(\tau)\}$ is a partition of $\hat{\tau}$, we can use (10) to reconstruct the entire matrix V_{τ} using the matrices $V_{\tau'}$ corresponding to the children τ' of τ and the small $k \times k$ transfer matrices. We can apply this procedure recursively and see that we have to store V_{τ} only for leaves $\tau \in \mathcal{L}_{\mathcal{I}}$, while the transfer matrices can be used for all other

clusters. Treating W_σ in the same way (using the notation F_σ for the transfer matrices) reduces the storage complexity to $\mathcal{O}(n_{\mathcal{I}}k + n_{\mathcal{J}}k)$ [6], i.e., we have the optimal order of complexity if k is constant. In practice, we have to use $k \sim \log(n_{\mathcal{I}} + n_{\mathcal{J}})^3$ to keep the accuracy of the matrix approximation consistent with the discretization error. Further improvements are possible [38, 13, 14], but are not the topic of this brief introduction.

The matrix G is now approximated by the *coupling matrices* $S_{\tau\sigma} \in \mathbb{R}^{k \times k}$ for admissible blocks $(\tau, \sigma) \in \mathcal{L}_{\mathcal{I} \times \mathcal{J}}^+$, the *nearfield matrices* $G|_{\hat{\tau} \times \hat{\sigma}}$ for inadmissible blocks $(\tau, \sigma) \in \mathcal{L}_{\mathcal{I} \times \mathcal{J}}^-$, the *leaf matrices* V_τ and W_σ for $\tau \in \mathcal{L}_{\mathcal{I}}$ and $\sigma \in \mathcal{L}_{\mathcal{J}}$, and the *transfer matrices* $E_\tau, F_\sigma \in \mathbb{R}^{k \times k}$ for all $\tau \in \mathcal{T}_{\mathcal{I}}, \sigma \in \mathcal{T}_{\mathcal{J}}$. In order to perform a matrix-vector multiplication, i.e., to compute $y \leftarrow y + Gx$ with $x \in \mathbb{R}^{\mathcal{J}}$ and $y \in \mathbb{R}^{\mathcal{I}}$, we have to perform updates

$$y|_{\hat{\tau}} \leftarrow y|_{\hat{\tau}} + \begin{cases} V_\tau S_{\tau\sigma} W_\sigma^T x|_{\hat{\sigma}} & \text{if } (\tau, \sigma) \in \mathcal{L}_{\mathcal{I} \times \mathcal{J}}^+, \\ G|_{\hat{\tau} \times \hat{\sigma}} & \text{otherwise} \end{cases} \quad \text{for all } (\tau, \sigma) \in \mathcal{L}_{\mathcal{I} \times \mathcal{J}}.$$

We split the computation into three phases:

1. *Forward transformation:* we compute $\hat{x}_\sigma := W_\sigma^T x|_{\hat{\sigma}}$ for all $\sigma \in \mathcal{T}_{\mathcal{J}}$.
2. *Interaction:* for all admissible blocks $(\tau, \sigma) \in \mathcal{L}_{\mathcal{I} \times \mathcal{J}}^+$, we add $S_{\tau\sigma} \hat{x}_\sigma$ to \hat{y}_τ .
For all inadmissible blocks $(\tau, \sigma) \in \mathcal{L}_{\mathcal{I} \times \mathcal{J}}^-$, we add $G|_{\hat{\tau} \times \hat{\sigma}} \hat{x}_\sigma$ to $y|_{\hat{\tau}}$.
3. *Backward transformation:* we add $V_\tau \hat{y}_\tau$ to $y|_{\hat{\tau}}$ for all $\tau \in \mathcal{T}_{\mathcal{I}}$.

In order to get the correct result, we have to set $\hat{y}_\tau := 0 \in \mathbb{R}^k$ for all $\tau \in \mathcal{T}_{\mathcal{I}}$ before starting the interaction phase of the algorithm.

Using the transfer matrices allows us to obtain a very elegant algorithm for the forward transformation: if $\sigma \in \mathcal{T}_{\mathcal{J}}$ is a leaf, we compute $\hat{x}_\sigma = W_\sigma^T x|_{\hat{\sigma}}$ directly. Otherwise, we ensure that all children $\sigma' \in \text{chil}(\sigma)$ are treated *before* σ , so that $\hat{x}_{\sigma'}$ is available, and then use (10) to get

$$\hat{x}_\sigma = W_\sigma^T x|_{\hat{\sigma}} = \sum_{\sigma' \in \text{chil}(\sigma)} F_{\sigma'}^T W_{\sigma'}^T x|_{\hat{\sigma}'} = \sum_{\sigma' \in \text{chil}(\sigma)} F_{\sigma'}^T \hat{x}_{\sigma'}$$

to compute \hat{x}_σ efficiently, cf. Algorithm 1.

We can use a similar approach for the backward transformation: if $\tau \in \mathcal{T}_{\mathcal{I}}$ is a leaf, we add $V_\tau \hat{y}_\tau$ directly to $y|_{\hat{\tau}}$. Otherwise, we notice that due to (10) the update $y|_{\hat{\tau}} \leftarrow y|_{\hat{\tau}} + V_\tau \hat{y}_\tau$ is equivalent with

$$y|_{\hat{\tau}'} \leftarrow y|_{\hat{\tau}'} + V_{\tau'} E_{\tau'} \hat{y}_\tau \quad \text{for all } \tau' \in \text{chil}(\tau).$$

This means that instead of adding $V_\tau \hat{y}_\tau$ directly to $y|_{\hat{\tau}}$, we can simply add $E_{\tau'} \hat{y}_\tau$ to $\hat{y}_{\tau'}$ instead, as long as we ensure that the children $\tau' \in \text{chil}(\tau)$ are treated *after* τ . This can be ensured by a simple recursion, cf. Algorithm 2.

The interaction phase can also be handled by recursion, cf. Algorithm 3, and combining these algorithms, the matrix-vector multiplication can be performed in $\mathcal{O}(n_{\mathcal{I}}k + n_{\mathcal{J}}k)$ operations [6].

Algorithm 1 Forward transformation

```
1: procedure forward( $\sigma, x, \mathbf{var} \hat{x}$ );
2: if  $\text{chil}(\sigma) = \emptyset$  then
3:    $\hat{x}_\sigma \leftarrow W_\sigma^T x|_{\hat{\sigma}}$ 
4: else
5:    $\hat{x}_\sigma \leftarrow 0$ ;
6:   for  $\sigma' \in \text{chil}(\sigma)$  do
7:     forward( $\sigma', x, \hat{x}$ );
8:      $\hat{x}_\sigma \leftarrow \hat{x}_\sigma + F_{\sigma'}^T \hat{x}_{\sigma'}$ 
9:   end for
10: end if
```

Algorithm 2 Backward transformation

```
1: procedure backward( $\tau, \mathbf{var} \hat{y}, y$ );
2: if  $\text{chil}(\tau) = \emptyset$  then
3:    $y|_{\hat{\tau}} \leftarrow y|_{\hat{\tau}} + V_\tau \hat{y}_\tau$ 
4: else
5:   for  $\tau' \in \text{chil}(\tau)$  do
6:      $\hat{y}_{\tau'} \leftarrow \hat{y}_{\tau'} + E_{\tau'} \hat{y}_\tau$ ;
7:     backward( $\tau', \hat{y}, y$ )
8:   end for
9: end if
```

Algorithm 3 Interaction phase

```
1: procedure interaction( $(\tau, \sigma), \hat{x}, x, \mathbf{var} \hat{y}, y$ );
2: if  $\text{chil}(\tau, \sigma) \neq \emptyset$  then
3:   for  $(\tau', \sigma') \in \text{chil}(\tau, \sigma)$  do
4:     interaction( $(\tau', \sigma'), \hat{x}, x, \hat{y}, y$ )
5:   end for
6: else if  $(\tau, \sigma)$  is admissible then
7:    $\hat{y}_\tau \leftarrow \hat{y}_\tau + S_{\tau\sigma} \hat{x}_\sigma$ 
8: else
9:    $y|_\tau \leftarrow y|_\tau + G|_{\hat{\tau} \times \hat{\sigma}} x|_\sigma$ 
10: end if
```

3 Distributed \mathcal{H}^2 -matrices

In order to be able to treat very large matrices, we aim to use a distributed system of p processing nodes connected by a fast network. The indices \mathcal{I} of the test functions and \mathcal{J} of the trial functions are split among the nodes, preferably according to suitable subdomains, and we denote the subsets of indices for a node $\alpha \in [1 : p]$ by $\mathcal{I}_\alpha \subseteq \mathcal{I}$ and $\mathcal{J}_\alpha \subseteq \mathcal{J}$. These subsets have to form partitions, i.e.,

$$\begin{aligned} \mathcal{I}_\alpha \cap \mathcal{I}_\beta &= \emptyset, & \mathcal{J}_\alpha \cap \mathcal{J}_\beta &= \emptyset & \text{for all } \alpha, \beta \in [1 : p] \text{ with } \alpha \neq \beta, \\ \mathcal{I} &= \bigcup_{\alpha=1}^p \mathcal{I}_\alpha, & \mathcal{J} &= \bigcup_{\alpha=1}^p \mathcal{J}_\alpha. \end{aligned}$$

In order to use each nodes' storage efficiently, the supports

$$\Gamma_\alpha := \bigcup \{ \text{supp } \varphi_i, \text{ supp } \psi_j : i \in \mathcal{I}_\alpha, j \in \mathcal{J}_\alpha \} \quad \text{for all } \alpha \in [1 : p]$$

of all basis functions assigned to a node $\alpha \in [1 : p]$ should intersect as little as possible with the supports of other nodes. The matrix G can now be written in block form as

$$G = \begin{pmatrix} G|_{\mathcal{I}_1 \times \mathcal{J}_1} & \cdots & G|_{\mathcal{I}_1 \times \mathcal{J}_p} \\ \vdots & \ddots & \vdots \\ G|_{\mathcal{I}_p \times \mathcal{J}_1} & \cdots & G|_{\mathcal{I}_p \times \mathcal{J}_p} \end{pmatrix},$$

and we aim to approximate all blocks by \mathcal{H}^2 -matrices. To this end, we can apply standard algorithms [27, Section 5.4] to construct local cluster trees $\mathcal{T}_{\mathcal{I}_\alpha}$ and $\mathcal{T}_{\mathcal{J}_\alpha}$ for the index sets \mathcal{I}_α and \mathcal{J}_α . Considering that we want to implement the matrix-vector multiplication, we decide that a node $\alpha \in [1 : p]$ will be responsible for storing one block row, i.e., the matrix blocks $G|_{\mathcal{I}_\alpha \times \mathcal{J}_1}, \dots, G|_{\mathcal{I}_\alpha \times \mathcal{J}_p}$. In order to treat a block $G|_{\mathcal{I}_\alpha \times \mathcal{J}_\beta}$, the responsible node α needs information stored in node β , i.e., clusters in $\mathcal{T}_{\mathcal{J}_\beta}$ and geometry information. In a departure from previous algorithms that stored *all* of this information in *all* nodes [5], we aim to store the minimum required by our algorithms. With admissibility conditions like (8) in mind, it is reasonable to expect that if Γ_α and Γ_β are sufficiently far from each other, $G|_{\mathcal{I}_\alpha \times \mathcal{J}_\beta}$ can be approximated by very few blocks, possibly even just one, and therefore we do not have to copy the entire cluster tree $\mathcal{T}_{\mathcal{J}_\beta}$ to node α .

3.1 Send and receive trees

A first attempt at an algorithm could look as follows: every node $\alpha \in [1 : p]$ broadcasts the roots of $\mathcal{T}_{\mathcal{I}_\alpha}$ and $\mathcal{T}_{\mathcal{J}_\alpha}$ to all other nodes. Now it checks if $\text{root}(\mathcal{T}_{\mathcal{I}_\alpha})$ and $\text{root}(\mathcal{T}_{\mathcal{J}_\beta})$ satisfy the admissibility condition for all $\beta \in [1 : p]$. If the condition holds, the entire block $G|_{\mathcal{I}_\alpha \times \mathcal{J}_\beta}$ can be approximated in the form (7). Otherwise, the block needs to be split, i.e., node α needs to get the children of $\text{root}(\mathcal{T}_{\mathcal{J}_\beta})$ from node β . If we want to use standard MPI point-to-point communication functions, this poses a problem: node α knows that it wants to receive data on the children from node β , but β does not know that it is supposed to send this data to node α .

A simple solution to this problem is to have node α not only construct block trees $\mathcal{T}_{\mathcal{I}_\alpha \times \mathcal{J}_\beta}$ for the index sets $\mathcal{I}_\alpha \times \mathcal{J}_\beta$, but also block trees $\mathcal{T}_{\mathcal{I}_\beta \times \mathcal{J}_\alpha}$ for the index sets $\mathcal{I}_\beta \times \mathcal{J}_\alpha$ telling us what information has to be sent from node α to node β . If we construct these block trees level-by-level, every node knows not only what information it needs to receive from other nodes, but also what information it needs to send.

To keep track of the communication requirements, we introduce subtrees of cluster trees. Let $\alpha, \beta \in [1 : p]$. A subtree $\mathcal{T}_{\text{col}}^{(\alpha, \beta)} \subseteq \mathcal{T}_{\mathcal{J}_\beta}$ is called a *column transmission tree* for the destination α and the origin β if it is the minimal subtree satisfying

$$\sigma \in \mathcal{T}_{\text{col}}^{(\alpha, \beta)} \iff \exists \tau \in \mathcal{T}_{\mathcal{I}_\alpha} : (\tau, \sigma) \in \mathcal{T}_{\mathcal{I}_\alpha \times \mathcal{J}_\beta} \quad \text{for all } \sigma \in \mathcal{T}_{\mathcal{J}_\beta},$$

i.e., if it contains exactly the column clusters of $\mathcal{T}_{\mathcal{J}_\beta}$ required to construct the block tree $\mathcal{T}_{\mathcal{I}_\alpha \times \mathcal{J}_\beta}$.

A subtree $\mathcal{T}_{\text{row}}^{(\alpha, \beta)} \subseteq \mathcal{T}_{\mathcal{I}_\beta}$ is called a *row transmission tree* for the destination α and the origin β if it is the minimal subtree satisfying

$$\tau \in \mathcal{T}_{\text{row}}^{(\alpha, \beta)} \iff \exists \sigma \in \mathcal{T}_{\mathcal{J}_\alpha} : (\tau, \sigma) \in \mathcal{T}_{\mathcal{I}_\beta \times \mathcal{J}_\alpha} \quad \text{for all } \tau \in \mathcal{T}_{\mathcal{I}_\beta},$$

i.e., if it contains exactly the row clusters of $\mathcal{T}_{\mathcal{I}_\beta}$ required to construct the block tree $\mathcal{T}_{\mathcal{I}_\beta \times \mathcal{J}_\alpha}$.

At the destination α , we call the row and column transmission trees *receive trees*, while we call them *send trees* at the origin β . We have to ensure that the receive trees constructed at node α exactly match the send trees constructed at the node β so that all nodes agree on what data has to be sent and received.

Figure 1 illustrates the connections between the trees for a simple one-dimensional model problem: the clusters are intervals, the admissibility condition (8) leads to small blocks near the diagonal and large blocks far from the diagonal. Row and column transmission trees are identical, since $\mathcal{T}_{\mathcal{I}}$ and $\mathcal{T}_{\mathcal{J}}$ are identical. The transmission trees $\mathcal{T}_{\text{row}}^{(1,2)}$ and $\mathcal{T}_{\text{row}}^{(2,1)}$ contain no more than two clusters per level, since only these two are needed for the off-diagonal block trees $\mathcal{T}_{\mathcal{I}_1 \times \mathcal{J}_2}$ and $\mathcal{T}_{\mathcal{I}_2 \times \mathcal{J}_1}$.

Algorithm 4 is a realization of this approach. If it is run on a node $\alpha \in [1 : p]$, it constructs several trees central to subsequent algorithms:

- block trees $\mathcal{T}_{\mathcal{I}_\alpha \times \mathcal{J}_\beta}$ and $\mathcal{T}_{\mathcal{I}_\beta \times \mathcal{J}_\alpha}$ for all $\beta \in [1 : p]$,
- receive trees $\mathcal{R}_{\text{row}, \beta}^{(\alpha)} = \mathcal{T}_{\text{row}}^{(\alpha, \beta)}$ containing copies of exactly those clusters in $\mathcal{T}_{\mathcal{I}_\beta}$ that are required by node α to build $\mathcal{T}_{\mathcal{I}_\beta \times \mathcal{J}_\alpha}$,
- receive trees $\mathcal{R}_{\text{col}, \beta}^{(\alpha)} = \mathcal{T}_{\text{col}}^{(\alpha, \beta)}$ containing copies of exactly those clusters in $\mathcal{T}_{\mathcal{J}_\beta}$ that are required by node α to build $\mathcal{T}_{\mathcal{I}_\alpha \times \mathcal{J}_\beta}$,
- send trees $\mathcal{S}_{\text{row}, \beta}^{(\alpha)} = \mathcal{T}_{\text{row}}^{(\beta, \alpha)}$ containing copies of exactly those clusters in $\mathcal{T}_{\mathcal{I}_\alpha}$ that are in the receive tree $\mathcal{R}_{\text{row}, \alpha}^{(\beta)}$ in node β , and
- send trees $\mathcal{S}_{\text{col}, \beta}^{(\alpha)} = \mathcal{T}_{\text{col}}^{(\beta, \alpha)}$ containing copies of exactly those clusters in $\mathcal{T}_{\mathcal{J}_\alpha}$ that are in the receive tree $\mathcal{R}_{\text{col}, \alpha}^{(\beta)}$ in node β .

Algorithm 4 Construction of local block trees, send and receive trees

```

1: procedure build_block(var  $\mathcal{T}_{\mathcal{I}_\alpha \times \mathcal{J}}, \mathcal{T}_{\mathcal{I} \times \mathcal{J}_\alpha}, \mathcal{R}_{\text{row}}^{(\alpha)}, \mathcal{R}_{\text{col}}^{(\alpha)}, \mathcal{S}_{\text{row}}^{(\alpha)}, \mathcal{S}_{\text{col}}^{(\alpha)}$ );
2: for  $\beta \in [1 : p]$  do
3:   bcast_cluster( $\beta, \text{root}(\mathcal{T}_{\mathcal{I}_\alpha}), \rho_\beta$ );  $\text{root}(\mathcal{R}_{\text{row},\beta}^{(\alpha)}) \leftarrow \rho_\beta$ ;  $\text{root}(\mathcal{S}_{\text{row},\beta}^{(\alpha)}) \leftarrow \text{root}(\mathcal{T}_{\mathcal{I}_\alpha})$ ;
4:   bcast_cluster( $\beta, \text{root}(\mathcal{T}_{\mathcal{J}_\alpha}), \pi_\beta$ );  $\text{root}(\mathcal{R}_{\text{col},\beta}^{(\alpha)}) \leftarrow \pi_\beta$ ;  $\text{root}(\mathcal{S}_{\text{col},\beta}^{(\alpha)}) \leftarrow \text{root}(\mathcal{T}_{\mathcal{J}_\alpha})$ ;
5:    $\text{root}(\mathcal{T}_{\mathcal{I}_\alpha \times \mathcal{J}_\beta}) \leftarrow (\text{root}(\mathcal{T}_{\mathcal{I}_\alpha}), \pi_\beta)$ ;  $\mathcal{A}_{\text{row},\beta} \leftarrow \{(\text{root}(\mathcal{T}_{\mathcal{I}_\alpha}), \pi_\beta)\}$ ;
6:    $\text{root}(\mathcal{T}_{\mathcal{I}_\beta \times \mathcal{J}_\alpha}) \leftarrow (\rho_\beta, \text{root}(\mathcal{T}_{\mathcal{J}_\alpha}))$ ;  $\mathcal{A}_{\text{col},\beta} \leftarrow \{(\rho_\beta, \text{root}(\mathcal{T}_{\mathcal{J}_\alpha}))\}$ 
7: end for;
8: repeat
9:   for  $\beta \in [1 : p]$  do
10:     $\mathcal{G}_{\text{col},\beta} \leftarrow \emptyset$ ;  $\mathcal{P}_{\text{row},\beta} \leftarrow \emptyset$ ;  $\mathcal{A}_{\text{row},\beta}^{\text{old}} \leftarrow \mathcal{A}_{\text{row},\beta}$ ;  $\mathcal{A}_{\text{row},\beta} \leftarrow \emptyset$ ;
11:    for  $(\tau, \sigma) \in \mathcal{A}_{\text{row},\beta}^{\text{old}}$  do
12:      if  $(\tau, \sigma)$  not admissible and  $\text{chil}(\sigma) \neq \emptyset$  then
13:         $\mathcal{G}_{\text{col},\beta} \leftarrow \mathcal{G}_{\text{col},\beta} \cup \{\sigma\}$ ;  $\mathcal{P}_{\text{row},\beta} \leftarrow \mathcal{P}_{\text{row},\beta} \cup \{\tau\}$ 
14:      end if
15:    end for;
16:     $\mathcal{G}_{\text{row},\beta} \leftarrow \emptyset$ ;  $\mathcal{P}_{\text{col},\beta} \leftarrow \emptyset$ ;  $\mathcal{A}_{\text{col},\beta}^{\text{old}} \leftarrow \mathcal{A}_{\text{col},\beta}$ ;  $\mathcal{A}_{\text{col},\beta} \leftarrow \emptyset$ ;
17:    for  $(\tau, \sigma) \in \mathcal{A}_{\text{col},\beta}^{\text{old}}$  do
18:      if  $(\tau, \sigma)$  not admissible and  $\text{chil}(\tau) \neq \emptyset$  then
19:         $\mathcal{G}_{\text{row},\beta} \leftarrow \mathcal{G}_{\text{row},\beta} \cup \{\tau\}$ ;  $\mathcal{P}_{\text{col},\beta} \leftarrow \mathcal{P}_{\text{col},\beta} \cup \{\sigma\}$ 
20:      end if
21:    end for
22:  end for;
23:  Send children of clusters in  $\mathcal{P}_{\text{row},\beta}$  and  $\mathcal{P}_{\text{col},\beta}$  to  $\beta$ , copy to  $\mathcal{S}_{\text{row},\beta}^{(\alpha)}$  and  $\mathcal{S}_{\text{col},\beta}^{(\alpha)}$ ;
24:  Receive children of clusters in  $\mathcal{G}_{\text{row},\beta}$  and  $\mathcal{G}_{\text{col},\beta}$  from  $\beta$ , update  $\mathcal{R}_{\text{row},\beta}^{(\alpha)}$  and  $\mathcal{R}_{\text{col},\beta}^{(\alpha)}$ ;
25:  for  $\beta \in [1 : p]$  do
26:    for  $(\tau, \sigma) \in \mathcal{A}_{\text{row},\beta}^{\text{old}}$  do
27:      if  $(\tau, \sigma)$  not admissible and ( $\text{chil}(\tau) \neq \emptyset$  or  $\text{chil}(\sigma) \neq \emptyset$ ) then
28:        Split  $(\tau, \sigma)$  and add children to  $\mathcal{A}_{\text{row},\beta}$ 
29:      end if
30:    end for
31:    for  $(\tau, \sigma) \in \mathcal{A}_{\text{col},\beta}^{\text{old}}$  do
32:      if  $(\tau, \sigma)$  not admissible and ( $\text{chil}(\tau) \neq \emptyset$  or  $\text{chil}(\sigma) \neq \emptyset$ ) then
33:        Split  $(\tau, \sigma)$  and add children to  $\mathcal{A}_{\text{col},\beta}$ 
34:      end if
35:    end for
36:  end for;
37:  busy = ( $\exists \beta \in [1 : p] : \mathcal{A}_{\text{row},\beta} \neq \emptyset$  or  $\mathcal{A}_{\text{col},\beta} \neq \emptyset$ );
38:  reduce_or_bool(busy)
39: until busy=false

```

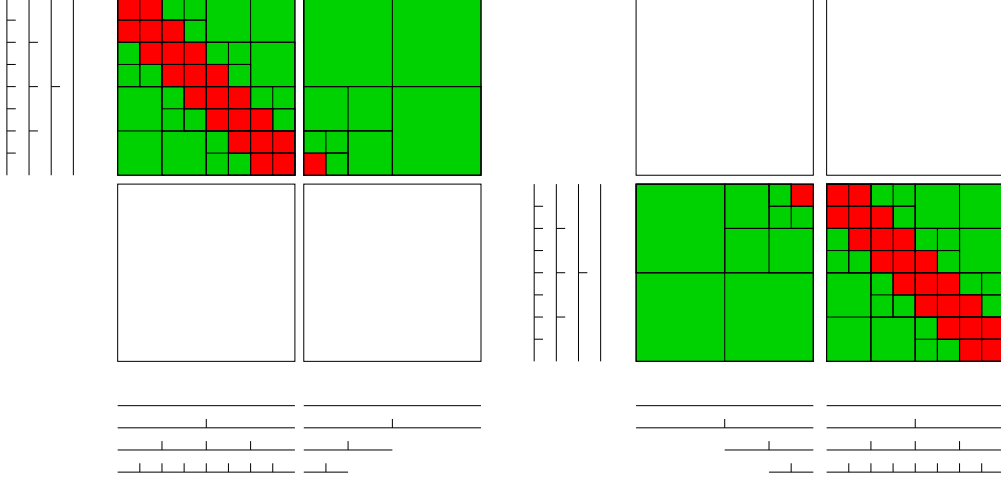


Figure 1: Local block trees and transmission trees for two nodes. Left: Cluster tree $\mathcal{T}_{\mathcal{I}_1}$, block trees $\mathcal{T}_{\mathcal{I}_1 \times \mathcal{I}_1}$ and $\mathcal{T}_{\mathcal{I}_1 \times \mathcal{I}_2}$ with the column receive trees $\mathcal{R}_{\text{col},1}^{(1)}$ and $\mathcal{R}_{\text{col},2}^{(1)}$. Right: Cluster tree $\mathcal{T}_{\mathcal{I}_2}$, block trees $\mathcal{T}_{\mathcal{I}_2 \times \mathcal{I}_1}$ and $\mathcal{T}_{\mathcal{I}_2 \times \mathcal{I}_2}$ with the column receive trees $\mathcal{R}_{\text{col},1}^{(2)}$ and $\mathcal{R}_{\text{col},2}^{(2)}$.

Clusters are transmitted in two ways during the course of this algorithm: in the initialization phase, the root clusters of the local cluster trees are broadcast to all nodes. Sending a cluster τ means sending only the minimal and maximal coordinates of the axis-parallel box τ and the number of its children, but *not* the children themselves.

In the main loop of the algorithm, we decide whether we need the children of a cluster τ . If we do, we again transmit only the coordinates of *all* children $\tau' \in \text{chil}(\tau)$ and the numbers $\#\text{chil}(\tau')$ of their children, i.e., the grandchildren, but again not the grandchildren themselves. Once this data has been received, the children are created and suitable pointers in the parent cluster are initialized.

Lines 2 to 7 serve to initialize the root level of the block trees $\mathcal{T}_{\mathcal{I}_\alpha \times \mathcal{J}_\beta}$ for all $\beta \in [1 : p]$: every node β broadcasts the roots ρ_β and π_β of $\mathcal{T}_{\mathcal{I}_\beta}$ and $\mathcal{T}_{\mathcal{J}_\beta}$, and all nodes use them to construct the roots of $\mathcal{T}_{\mathcal{I}_\alpha \times \mathcal{J}_\beta}$ and $\mathcal{T}_{\mathcal{I}_\beta \times \mathcal{J}_\alpha}$. ρ_β becomes the root of the row receive tree $\mathcal{R}_{\text{row},\beta}^{(\alpha)}$, π_β becomes the root of the column receive tree $\mathcal{R}_{\text{col},\beta}^{(\alpha)}$. The roots of the row and column send trees $\mathcal{S}_{\text{row},\beta}^{(\alpha)}$ and $\mathcal{S}_{\text{col},\beta}^{(\alpha)}$ are set to the roots of the local cluster trees $\mathcal{T}_{\mathcal{I}_\alpha}$ and $\mathcal{T}_{\mathcal{J}_\alpha}$, respectively. Sets $\mathcal{A}_{\text{row},\beta}$ and $\mathcal{A}_{\text{col},\beta}$ are used to keep track of “active” blocks in $\mathcal{T}_{\mathcal{I}_\alpha \times \mathcal{J}_\beta}$ and $\mathcal{T}_{\mathcal{I}_\beta \times \mathcal{J}_\alpha}$ that may need to be split if they happen to not be admissible.

After this initialization phase, we enter the main loop. Lines 11 to 15 check the admissibility of the active blocks in $\mathcal{T}_{\mathcal{I}_\alpha \times \mathcal{J}_\beta}$. If a block has to be split, its column cluster is added to the set $\mathcal{G}_{\text{col},\beta}$ of clusters whose children we have to get from node β , while its row cluster is added to the set $\mathcal{P}_{\text{row},\beta}$ of clusters whose children we have to send to node β .

Lines 16 to 21 perform the same operation for the active blocks in $\mathcal{T}_{\mathcal{I}_\beta \times \mathcal{J}_\alpha}$.

Once these checks have been completed for all active blocks, we know exactly which children have to be sent and received, so we can carry out the required communication operations in the lines 23 and 24. This step can be realized, e.g., by MPI's `Isend` and `Irecv` calls or, maybe more efficiently, by a collective `Alltoallv` call. After the children have been sent, we can update the send trees $\mathcal{S}_{\text{row},\beta}^{(\alpha)}$ and $\mathcal{S}_{\text{col},\beta}^{(\alpha)}$ to keep track of this communication step. After the children have been received, we can update the receive trees $\mathcal{R}_{\text{row},\beta}^{(\alpha)}$ and $\mathcal{R}_{\text{col},\beta}^{(\alpha)}$ so the children can be used when splitting inadmissible active blocks.

Lines 26 to 30 perform this operation for blocks in $\mathcal{T}_{\mathcal{I}_\alpha \times \mathcal{J}_\beta}$: inadmissible blocks are split, as long as they have children, and the newly created blocks are added to the set $\mathcal{A}_{\text{row},\beta}$ of active blocks for the next iteration.

Lines 31 to 35 do the same for blocks in $\mathcal{T}_{\mathcal{I}_\beta \times \mathcal{J}_\alpha}$.

Since we generally cannot guarantee that all nodes will stop splitting blocks at the same time, we have to vote: a node has to keep working as long as it has active blocks, i.e., as long as the sets $\mathcal{A}_{\text{row},\beta}$ and $\mathcal{A}_{\text{col},\beta}$ are not empty. The entire algorithm has to run for as long as at least one node still has active blocks, so we use a reduction operation with the Boolean “or” operator to find out if we have to repeat the loop once more. This voting process takes place in the lines 37 and 38.

3.2 Distributed matrix setup

Once the block, send, and receive trees have been constructed, we can set up the matrix itself. If we base the \mathcal{H}^2 -matrix on interpolation, this is very simple: for all clusters $\tau \in \mathcal{T}_{\mathcal{I}_\alpha}$ and $\sigma \in \mathcal{T}_{\mathcal{J}_\alpha}$, we can construct the transfer matrices E_τ and F_σ directly using (9), while the leaf matrices V_τ and W_σ can be constructed for leaf clusters by using (6a) and (6b).

Setting up the coupling matrices $S_{\tau\sigma}$ for admissible blocks $(\tau, \sigma) \in \mathcal{T}_{\mathcal{I}_\alpha \times \mathcal{J}_\beta}$, $\beta \in [1 : p]$, is also straightforward, since we have already transmitted the bounding boxes of σ during the construction of the block tree and therefore can compute the interpolation points and apply (6c) directly.

The nearfield matrices $G|_{\hat{\tau} \times \hat{\sigma}}$ pose a somewhat greater challenge, since evaluating the matrix entries

$$g_{ij} = \int_{\partial\Omega} \varphi_i(x) \int_{\partial\Omega} g(x, y) \psi_j(y) dy dx \quad \text{for all } i \in \hat{\tau}, j \in \hat{\sigma},$$

requires geometric information on the supports of φ_i and ψ_j , and only information on φ_i is locally available in node α .

This problem can be easily solved by transmitting all information needed for the leaves of the column receive tree $\mathcal{R}_{\text{col},\beta}^{(\alpha)}$, i.e., the indices of the basis functions of a given leaf cluster $\sigma \in \mathcal{R}_{\text{col},\beta}^{(\alpha)}$ and the geometric information required by the nearfield quadrature rule for these basis functions.

A similar problem occurs if more advanced approximation techniques are used. As an example, we consider the GCA- \mathcal{H}^2 method [7] that chooses pivot elements $\hat{\tau}_0 \subseteq \hat{\tau}$

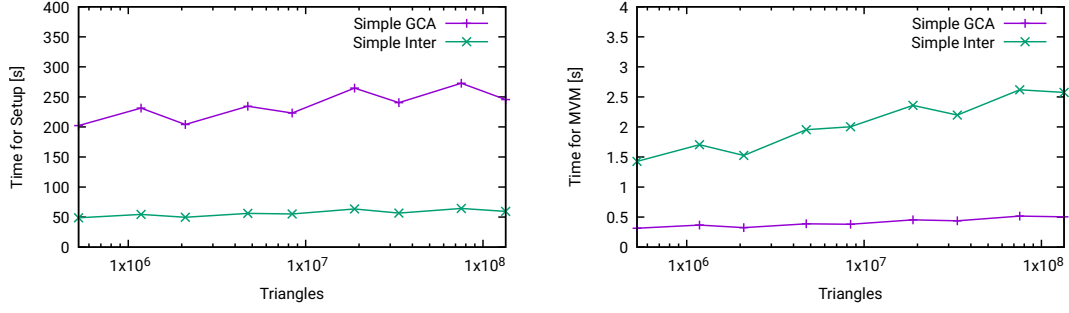


Figure 2: Runtimes for setup and matrix-vector multiplication for \mathcal{H}^2 -matrices constructed by interpolation and GCA- \mathcal{H}^2 on HLRN Berlin’s “Lise” cluster

for every $\tau \in \mathcal{T}_{\mathcal{I}_\alpha}$ and $\hat{\sigma}_0 \subseteq \hat{\sigma}$ for every $\sigma \in \mathcal{T}_{\mathcal{J}_\beta}$ and then uses the submatrix $G|_{\hat{\tau}_0 \times \hat{\sigma}_0}$ to compute the coupling matrix $S_{\tau\sigma}$ for $(\tau, \sigma) \in \mathcal{T}_{\mathcal{I}_\alpha \times \mathcal{J}_\beta}$. In order to use GCA- \mathcal{H}^2 , we therefore have to transmit the geometric information required to evaluate $G|_{\hat{\tau}_0 \times \hat{\sigma}_0}$ from node β to node α . Fortunately the receive tree $\mathcal{R}_{\text{col},\beta}^{(\alpha)}$ is usually quite small for $\beta \neq \alpha$, and fortunately the sets $\hat{\sigma}_0 \subseteq \hat{\sigma}$ chosen by the GCA- \mathcal{H}^2 algorithm for $\sigma \in \mathcal{R}_{\text{col},\beta}^{(\alpha)}$ are also small. The construction of the subsets $\hat{\tau}_0 \subseteq \hat{\tau}$ and $\hat{\sigma}_0 \subseteq \hat{\sigma}$ for $\tau \in \mathcal{T}_{\mathcal{I}_\alpha}$ and $\sigma \in \mathcal{T}_{\mathcal{J}_\alpha}$ can be performed without communication between the nodes.

3.3 Distributed matrix-vector multiplication

The \mathcal{H}^2 -matrix-vector multiplication consists of three phases:

1. The forward transformation, i.e., the computation of $\hat{x}_\sigma = W_\sigma^T x|_{\hat{\sigma}}$ for all $\sigma \in \mathcal{T}_{\mathcal{J}_\alpha}$, can be carried out completely locally for every node $\alpha \in [1 : p]$.
2. The interaction phase, i.e., the updates $\hat{y}_\tau \leftarrow \hat{y}_\tau + S_{\tau\sigma} \hat{x}_\sigma$ for admissible blocks $(\tau, \sigma) \in \mathcal{L}_{\mathcal{I}_\alpha \times \mathcal{J}_\beta}^+$ and $y|_{\hat{\tau}} \leftarrow y|_{\hat{\tau}} + G|_{\hat{\tau} \times \hat{\sigma}} x|_{\hat{\sigma}}$ for inadmissible blocks $(\tau, \sigma) \in \mathcal{L}_{\mathcal{I}_\alpha \times \mathcal{J}_\beta}^-$, require us to transmit the auxiliary vectors \hat{x}_σ for all $\sigma \in \mathcal{R}_{\text{col},\beta}^{(\alpha)}$ and the vectors $x|_{\hat{\sigma}}$ for all leaves of $\sigma \in \mathcal{R}_{\text{col},\beta}^{(\alpha)}$.
3. The backward transformation, i.e., the updates $y|_{\hat{\tau}} \leftarrow y|_{\hat{\tau}} + V_\tau \hat{y}_\tau$ for all $\tau \in \mathcal{T}_{\mathcal{I}_\alpha}$, can again be carried out completely locally for every node $\alpha \in [1 : p]$.

Algorithm 5 shows the complete procedure: we can use Algorithms 1 and 2 for the forward and backward transformation and Algorithm 3 for the interaction phase. The only new part is the communication phase where we sent the coefficients of clusters in the column send trees $\mathcal{S}_{\text{col},\beta}^{(\alpha)}$ and receive the coefficients of clusters in the column receive trees $\mathcal{R}_{\text{col},\beta}^{(\alpha)}$ for all $\beta \in [1 : p]$.

Figure 2 and Table 1 show the runtimes for the matrix setup and the matrix-vector multiplication, using both interpolation and GCA- \mathcal{H}^2 for the approximation. We approximate the single-layer operator of Laplace’s equation on polyhedral approximations

Algorithm 5 Distributed matrix-vector multiplication

```

1: procedure mvm(  $\mathcal{T}_{\mathcal{I}_\alpha \times \mathcal{J}}, \mathcal{R}_{\text{col}}^{(\alpha)}, \mathcal{S}_{\text{col}}^{(\alpha)}, x, \mathbf{var} \ y$ );
2: forward(root( $\mathcal{T}_{\mathcal{J}_\alpha}$ ),  $x, \hat{x}$ );
3: for  $\beta \in [1 : p]$  do
4:   Send  $\hat{x}_\sigma$  to node  $\beta$  for all  $\sigma \in \mathcal{S}_{\text{col},\beta}^{(\alpha)}$ ;
5:   Send  $x|_{\hat{\sigma}}$  to node  $\beta$  for all  $\sigma \in \mathcal{S}_{\text{col},\beta}^{(\alpha)}$  that are leaves in  $\mathcal{T}_{\mathcal{J}_\alpha}$ ;
6:   Receive  $\hat{x}_\sigma$  from node  $\beta$  for all  $\sigma \in \mathcal{R}_{\text{col},\beta}^{(\alpha)}$ ;
7:   Receive  $x|_{\hat{\sigma}}$  from node  $\beta$  for all  $\sigma \in \mathcal{R}_{\text{col},\beta}^{(\alpha)}$  that are leaves in  $\mathcal{T}_{\mathcal{J}_\beta}$ ;
8: end for;
9: for  $\tau \in \mathcal{T}_{\mathcal{I}_\alpha}$  do
10:   $\hat{y}_\tau \leftarrow 0$ 
11: end for;
12: for  $\beta \in [1 : p]$  do
13:  interaction(root( $\mathcal{T}_{\mathcal{I}_\alpha \times \mathcal{J}_\beta}$ ),  $\hat{x}, x, \hat{y}, y$ )
14: end for;
15: backward(root( $\mathcal{T}_{\mathcal{I}_\alpha}$ ),  $\hat{y}, y$ )

```

Table 1: Runtimes for setup and matrix-vector multiplication for \mathcal{H}^2 -matrices constructed by interpolation and GCA- \mathcal{H}^2 on HLRN Berlin’s “Lise” cluster

n	p	Interpolation		GCA- \mathcal{H}^2	
		Setup	MVM	Setup	MVM
524 288	4	48.8	1.43	202.3	0.32
1 179 648	8	54.5	1.70	231.4	0.37
2 097 152	16	49.7	1.53	204.1	0.32
4 718 592	32	56.2	1.95	234.4	0.39
8 388 608	64	55.2	2.00	223.2	0.38
18 874 368	128	63.5	2.36	264.7	0.45
33 554 432	256	56.6	2.20	240.5	0.44
75 497 472	512	64.4	2.62	272.7	0.52
134 217 728	1 024	59.5	2.58	245.6	0.50

of the unit sphere with piecewise constant basis functions using Sauter-Schwab quadrature [37, 39]. The experiments were run on HLRN Berlin’s “Lise” cluster, starting with 4 MPI processes on one node for 524 288 triangles and ending with 1 024 MPI processes on 128 nodes for 134 217 728 triangles. For the interpolation approach, we use a constant order of $m = 4$, i.e., cubic tensor polynomials, and an admissibility parameter of $\eta = 1$. For the GCA- \mathcal{H}^2 approach, we also use a constant quadrature order of $m = 4$, but an admissibility parameter of $\eta = 2$ and an accuracy of 10^{-4} for the cross approximation.

Both methods appear to achieve an $\mathcal{O}(\log n)$ weak scaling behaviour both for the setup and the matrix-vector multiplication, where n is the number of triangles. Due to $n \sim p$, this is better than expected, since every node has to set up $\mathcal{O}(n/p + p)$ submatrices. We can see that interpolation is significantly faster in the setup phase, while GCA- \mathcal{H}^2 is considerably faster at matrix-vector multiplications.

4 Shared trees

By construction, the distributed \mathcal{H}^2 -matrices introduced so far have to store at least p blocks, i.e., the blocks $(\text{root}(\mathcal{T}_{\mathcal{I}_\alpha}), \text{root}(\mathcal{T}_{\mathcal{J}_\beta}))$ for all $\beta \in [1 : p]$, in every node $\alpha \in [1 : p]$, therefore the local complexity can never be below pk^2 . This is an unattractive property if we want to treat very large matrices with very high numbers of nodes.

An elegant approach is to introduce global cluster trees $\mathcal{T}_{\mathcal{I}}$ and $\mathcal{T}_{\mathcal{J}}$ that have $\mathcal{T}_{\mathcal{I}_\alpha}$ and $\mathcal{T}_{\mathcal{J}_\alpha}$, respectively, as subtrees for all $\alpha \in [1 : p]$. To keep the program’s structure close to the original \mathcal{H}^2 -matrix construction, it is a good idea to share the additional clusters among those nodes that own their descendants. We denote the set of nodes storing a given cluster $\tau \in \mathcal{T}_{\mathcal{I}}$ by $\text{shareholders}(\tau) \subseteq [1 : p]$ and require these sets to have the following properties, similar to the properties of cluster trees, cf. Definition 1:

1. For all $\tau \in \mathcal{T}_{\mathcal{I}}$, $\alpha \in [1 : p]$, we have $\text{shareholders}(\tau) = \{\alpha\}$.
2. For all $\tau \in \mathcal{T}_{\mathcal{I}}$ with $\#\text{shareholders}(\tau) > 1$ and all $\tau_1, \tau_2 \in \text{chil}(\tau)$ we have

$$\tau_1 \neq \tau_2 \Rightarrow \text{shareholders}(\tau_1) \cap \text{shareholders}(\tau_2) = \emptyset.$$

3. For all $\tau \in \mathcal{T}_{\mathcal{I}}$ with $\text{chil}(\tau) \neq \emptyset$, we have

$$\text{shareholders}(\tau) = \bigcup \{\text{shareholders}(\tau') : \tau' \in \text{chil}(\tau)\}.$$

The first condition ensures that the majority of clusters will only be stored in one node. The second condition guarantees that of the shared clusters, i.e., the clusters with $\#\text{shareholders}(\tau) > 1$, every node stores exactly one per level. The third condition states that if a node is a shareholder of a cluster, it is also a shareholder of all of its ancestors. This property guarantees that every node can find all clusters it holds a share in by starting from the common root $\text{root}(\mathcal{T}_{\mathcal{I}})$.

One approach to constructing a shared cluster tree is to choose a characteristic point $x_\alpha \in \Gamma_\alpha$ for every $\alpha \in [1 : p]$ and then apply standard clustering techniques, e.g.,

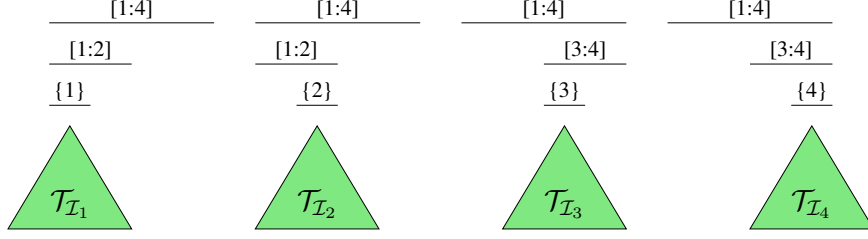


Figure 3: Shared cluster tree: starting with four cluster trees $\mathcal{T}_{\mathcal{I}_1}$, $\mathcal{T}_{\mathcal{I}_2}$, $\mathcal{T}_{\mathcal{I}_3}$, $\mathcal{T}_{\mathcal{I}_4}$, we add a new shared cluster $\tau_{1,2}$ with $\text{chil}(\tau_{1,2}) = \{\text{root}(\mathcal{T}_{\mathcal{I}_1}), \text{root}(\mathcal{T}_{\mathcal{I}_2})\}$ and $\text{shareholders}(\tau_{1,2}) = [1 : 2]$, a new shared cluster $\tau_{3,4}$ with $\text{chil}(\tau_{3,4}) = \{\text{root}(\mathcal{T}_{\mathcal{I}_3}), \text{root}(\mathcal{T}_{\mathcal{I}_4})\}$ and $\text{shareholders}(\tau_{3,4}) = [3 : 4]$, and a new shared root $\tau_{1,4}$ with $\text{chil}(\tau_{1,4}) = \{\tau_{1,2}, \tau_{3,4}\}$ and $\text{shareholders}(\tau_{1,4}) = [1 : 4]$

geometric bisection, to construct a cluster tree for these points. The shareholders for one of the clusters are then simply the nodes $\alpha \in [1 : p]$ corresponding to the characteristic points contained in a cluster. Once a cluster contains only one point x_α , we can attach the tree $\mathcal{T}_{\mathcal{I}_\alpha}$. An example for $p = 4$ nodes can be found in Figure 3.

We can use the same approach to construct a shared cluster tree $\mathcal{T}_{\mathcal{J}}$ from $\mathcal{T}_{\mathcal{J}_\alpha}$ for $\alpha \in [1 : p]$, and starting with the shared trees $\mathcal{T}_{\mathcal{I}}$ and $\mathcal{T}_{\mathcal{J}}$, we can obtain a shared block tree $\mathcal{T}_{\mathcal{I} \times \mathcal{J}}$ by using Algorithm 4 with a few modifications. The most important change is that we make communication more efficient by appointing a “manager” to each cluster, i.e., we choose

$$\begin{aligned} \text{manager}(\tau) &\in \text{shareholders}(\tau) && \text{for all } \tau \in \mathcal{T}_{\mathcal{I}}, \\ \text{manager}(\sigma) &\in \text{shareholders}(\sigma) && \text{for all } \sigma \in \mathcal{T}_{\mathcal{J}}, \end{aligned}$$

and follow the convention that only the manager of a cluster is allowed to send and receive information regarding this cluster. If the other shareholders need the information received by the manager, it can be provided efficiently by a broadcast operation.

The second change follows from the fact that in the shared cluster tree, the children of a cluster may have different shareholders than the parent. Assume that we have a block (τ, σ) that is not admissible with $\#\text{chil}(\tau) > 1$ and $\#\text{chil}(\sigma) > 1$.

If $\#\text{shareholders}(\tau) > 1$ holds, the manager $\beta := \text{manager}(\sigma)$ of σ has to send information on the children of σ to the *different* managers $\alpha' := \text{manager}(\tau')$ of the children $\tau' \in \text{chil}(\tau)$ of τ .

If $\#\text{shareholders}(\sigma) > 1$ holds, the manager $\alpha := \text{manager}(\tau)$ of τ has to send information on the children of τ to the *different* managers $\beta' := \text{manager}(\sigma')$ of the children $\sigma' \in \text{chil}(\sigma)$ of σ .

We can solve this issue by modifying the structure of the send trees: shared send trees are no longer subtrees of the corresponding cluster trees, but consist of pairs of a cluster and the manager receiving this cluster.

Definition 3 (Shared send tree) Let $\mathcal{T}_{\mathcal{I}}$ and $\mathcal{T}_{\mathcal{J}}$ be shared cluster trees, and let $\mathcal{T}_{\mathcal{I} \times \mathcal{J}}$

be the resulting block tree. The corresponding shared send trees $\mathcal{S}_{row}^{(\alpha)}$ and $\mathcal{S}_{col}^{(\beta)}$, $\alpha, \beta \in [1 : p]$, are defined as follows:

- For every $\alpha \in [1 : p]$, every vertex $t \in \mathcal{S}_{row}^{(\alpha)}$ is of the form $t = (\tau, \beta)$ with a row cluster $\tau \in \mathcal{T}_{\mathcal{I}}$ and a column manager $\beta \in [1 : p]$.
For every $\beta \in [1 : p]$, every vertex $s \in \mathcal{S}_{col}^{(\beta)}$ is of the form $s = (\sigma, \alpha)$ with a column cluster $\sigma \in \mathcal{T}_{\mathcal{J}}$ and a row manager $\alpha \in [1 : p]$.
- For every $\alpha \in [1 : p]$, the root of $\mathcal{S}_{row}^{(\alpha)}$ is $(\text{root}(\mathcal{T}_{\mathcal{I}}), \text{manager}(\text{root}(\mathcal{T}_{\mathcal{J}})))$.
For every $\beta \in [1 : p]$, the root of $\mathcal{S}_{col}^{(\beta)}$ is $(\text{root}(\mathcal{T}_{\mathcal{J}}), \text{manager}(\text{root}(\mathcal{T}_{\mathcal{I}})))$.
- A vertex $t = (\tau, \beta) \in \mathcal{S}_{row}^{(\alpha)}$, $\alpha \in [1 : p]$, has children if and only if $\text{chil}(\tau) \neq \emptyset$ and there is a $\sigma \in \mathcal{T}_{\mathcal{J}}$ such that $(\tau, \sigma) \in \mathcal{T}_{\mathcal{I} \times \mathcal{J}}$ is inadmissible and $\beta = \text{manager}(\sigma)$. Then the children are

$$\text{chil}(t, \beta) = \{(\tau', \beta') : \tau' \in \text{chil}(\tau), \beta' = \text{manager}(\sigma'), \sigma' \in \text{chil}(\sigma)\}$$

if $\text{chil}(\sigma) \neq \emptyset$ and otherwise

$$\text{chil}(t, \beta) = \{(\tau', \beta) : \tau' \in \text{chil}(\tau)\}.$$

- A vertex $s = (\sigma, \alpha) \in \mathcal{S}_{col}^{(\beta)}$, $\beta \in [1 : p]$, has children if and only if $\text{chil}(\sigma) \neq \emptyset$ and there is a $\tau \in \mathcal{T}_{\mathcal{I}}$ such that $(\tau, \sigma) \in \mathcal{T}_{\mathcal{I} \times \mathcal{J}}$ is inadmissible and $\alpha = \text{manager}(\tau)$. Then the children are

$$\text{chil}(s, \alpha) = \{(\sigma', \alpha') : \sigma' \in \text{chil}(\sigma), \alpha' = \text{manager}(\tau'), \tau' \in \text{chil}(\tau)\}$$

if $\text{chil}(\tau) \neq \emptyset$ and otherwise

$$\text{chil}(s, \alpha) = \{(\sigma', \alpha) : \sigma' \in \text{chil}(\sigma)\}.$$

In short, an entry $s = (\sigma, \alpha) \in \mathcal{S}_{col}^{(\beta)}$ means that the node β has to send information on the cluster σ to the node α , while an entry $t = (\tau, \beta) \in \mathcal{S}_{row}^{(\alpha)}$ means that the node α has to send information on the cluster τ to the node β .

Algorithm 4 can be adjusted to handle shared cluster trees, this results in Algorithm 6, where some intermediate steps have been abbreviated: “Expect to receive” and “expect to send” means adding the corresponding clusters to suitable sets similar to $\mathcal{G}_{row, \beta}$ and $\mathcal{P}_{row, \beta}$ in Algorithm 4, with the purpose of concentrating communication operations at the “Send and receive expected children” point, where they can be carried out, e.g., by MPI collective communication functions.

Algorithm 5 for the matrix-vector multiplication also has to be adjusted in order to handle shared cluster trees: in the forward and backward transformation, only the manager of a cluster is allowed to perform arithmetic operations, therefore if one of the

Algorithm 6 Construction of shared block trees, send and receive trees

```

1: procedure build_shared(  $\mathcal{T}_{\mathcal{I}}, \mathcal{T}_{\mathcal{J}}, \text{var } \mathcal{T}_{\mathcal{I} \times \mathcal{J}}, \mathcal{R}_{\text{row}}^{(\alpha)}, \mathcal{R}_{\text{col}}^{(\alpha)}, \mathcal{S}_{\text{row}}^{(\alpha)}, \mathcal{S}_{\text{col}}^{(\alpha)}$ );
2:  $\text{root}(\mathcal{T}_{\mathcal{I} \times \mathcal{J}}) \leftarrow (\text{root}(\mathcal{T}_{\mathcal{I}}), \text{root}(\mathcal{T}_{\mathcal{J}})); \mathcal{A}_{\text{row}} \leftarrow \{\text{root}(\mathcal{T}_{\mathcal{I} \times \mathcal{J}})\}; \mathcal{A}_{\text{col}} \leftarrow \{\text{root}(\mathcal{T}_{\mathcal{I} \times \mathcal{J}})\};$ 
3:  $\text{root}(\mathcal{R}_{\text{row}}^{(\alpha)}) \leftarrow \text{root}(\mathcal{T}_{\mathcal{I}}); \text{root}(\mathcal{R}_{\text{col}}^{(\alpha)}) \leftarrow \text{root}(\mathcal{T}_{\mathcal{J}});$ 
4:  $\text{root}(\mathcal{S}_{\text{row}}^{(\alpha)}) \leftarrow (\text{root}(\mathcal{T}_{\mathcal{I}}), \text{manager}(\text{root}(\mathcal{T}_{\mathcal{J}})));$ 
5:  $\text{root}(\mathcal{S}_{\text{col}}^{(\alpha)}) \leftarrow (\text{root}(\mathcal{T}_{\mathcal{J}}), \text{manager}(\text{root}(\mathcal{T}_{\mathcal{I}})));$ 
6: repeat
7:   for  $(\tau, \sigma) \in \mathcal{A}_{\text{row}}$  do
8:     if  $(\tau, \sigma)$  not admissible,  $\text{chil}(\sigma) \neq \emptyset$  and  $\alpha = \text{manager}(\tau)$  then
9:       Expect to receive the children of  $\sigma$  from  $\text{manager}(\sigma)$ ;
10:      Expect to send the children of  $\tau$  to  $\text{manager}(\sigma)$ 
11:    end if
12:  end for
13:  for  $(\tau, \sigma) \in \mathcal{A}_{\text{col}}$  do
14:    if  $(\tau, \sigma)$  not admissible,  $\text{chil}(\tau) \neq \emptyset$  and  $\alpha = \text{manager}(\sigma)$  then
15:      Expect to receive the children of  $\tau$  from  $\text{manager}(\tau)$ ;
16:      Expect to send the children of  $\sigma$  to  $\text{manager}(\tau)$ 
17:    end if
18:  end for;
19:  Send and receive expected children;
20:   $\mathcal{A}_{\text{row}}^{\text{old}} \leftarrow \mathcal{A}_{\text{row}}; \mathcal{A}_{\text{row}} \leftarrow \emptyset;$ 
21:  for  $(\tau, \sigma) \in \mathcal{A}_{\text{row}}^{\text{old}}$  do
22:    if  $(\tau, \sigma)$  not admissible,  $\text{chil}(\sigma) \neq \emptyset$  then
23:       $\text{manager}(\tau)$  sends the children of  $\sigma$  to all nodes in  $\text{shareholders}(\tau)$ ;
24:      Create the children of the block  $(\tau, \sigma)$ ;
25:      Add  $(\tau', \text{manager}(\sigma'))$  to  $\text{chil}(\tau, \text{manager}(\sigma))$  in  $\mathcal{S}_{\text{row}}^{(\alpha)}$  for  $(\tau', \sigma') \in \text{chil}(\tau, \sigma)$ ;
26:      Add  $\sigma'$  to  $\text{chil}(\sigma)$  in  $\mathcal{R}_{\text{col}}^{(\alpha)}$  for  $(\tau', \sigma') \in \text{chil}(\tau, \sigma)$ ;
27:      Add  $(\tau', \sigma')$  to  $\mathcal{A}_{\text{row}}$  for all  $(\tau', \sigma') \in \text{chil}(\tau, \sigma)$  with  $\alpha \in \text{shareholders}(\tau')$ 
28:    end if
29:  end for
30:   $\mathcal{A}_{\text{col}}^{\text{old}} \leftarrow \mathcal{A}_{\text{col}}; \mathcal{A}_{\text{col}} \leftarrow \emptyset;$ 
31:  for  $(\tau, \sigma) \in \mathcal{A}_{\text{col}}^{\text{old}}$  do
32:    if  $(\tau, \sigma)$  not admissible,  $\text{chil}(\tau) \neq \emptyset$  then
33:       $\text{manager}(\sigma)$  sends the children of  $\tau$  to all nodes in  $\text{shareholders}(\sigma)$ ;
34:      Create the children of the block  $(\tau, \sigma)$ ;
35:      Add  $(\sigma', \text{manager}(\tau'))$  to  $\text{chil}(\sigma, \text{manager}(\tau))$  in  $\mathcal{S}_{\text{col}}^{(\alpha)}$  for  $(\tau', \sigma') \in \text{chil}(\tau, \sigma)$ ;
36:      Add  $\tau'$  to  $\text{chil}(\tau)$  in  $\mathcal{R}_{\text{row}}^{(\alpha)}$  for  $(\tau', \sigma') \in \text{chil}(\tau, \sigma)$ ;
37:      Add  $(\tau', \sigma')$  to  $\mathcal{A}_{\text{col}}$  for all  $(\tau', \sigma') \in \text{chil}(\tau, \sigma)$  with  $\alpha \in \text{shareholders}(\sigma')$ 
38:    end if
39:  end for
40:   $\text{busy} = (\mathcal{A}_{\text{row}} \neq \emptyset \text{ or } \mathcal{A}_{\text{col}} \neq \emptyset); \text{reduce\_or\_bool}(\text{busy})$ 
41: until  $\text{busy} = \text{false}$ 

```

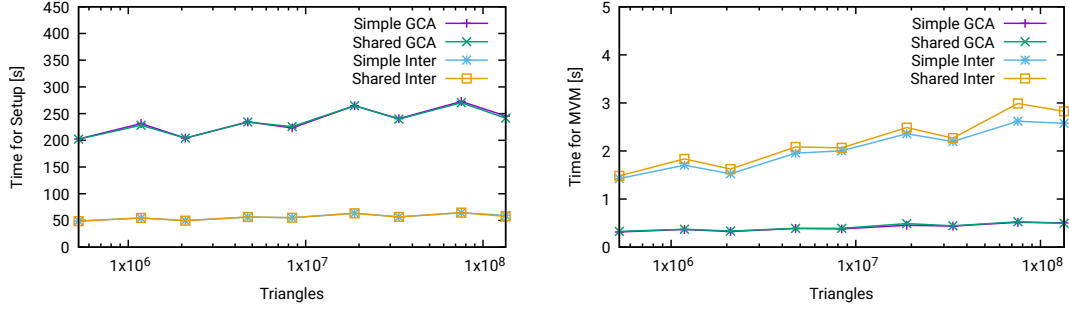


Figure 4: Runtimes for simple and shared setup and matrix-vector multiplication for \mathcal{H}^2 -matrices constructed by interpolation and GCA- \mathcal{H}^2 on HLRN Berlin’s “Lise” cluster

children of a cluster has a different manager than the parent, an additional communication operation is required. The resulting shared forward and backward transformations are given in Algorithms 7 and 8. In the interaction phase, only the manager of the row cluster of a block is allowed to perform arithmetic operations. Algorithm 9 uses the shared send and receive trees to ensure that the coefficients \hat{x}_σ are properly transmitted from the node managing σ to all nodes that need these coefficients.

Algorithm 7 Shared forward transformation

```

1: procedure forward_shared( $\sigma, x, \text{var } \hat{x}$ );
2: if chil( $\sigma$ ) =  $\emptyset$  then
3:    $\hat{x}_\sigma \leftarrow W_\sigma^T x|_{\hat{\sigma}}$ 
4: else
5:    $\hat{x}_\sigma \leftarrow 0$ ;
6:   for  $\sigma' \in \text{chil}(\sigma)$  do
7:     if  $\alpha \in \text{shareholders}(\sigma')$  then
8:       forward( $\sigma', x, \hat{x}$ )
9:     end if;
10:    if  $\alpha = \text{manager}(\sigma)$  and  $\alpha \neq \text{manager}(\sigma')$  then
11:      Receive  $\hat{x}_{\sigma'}$  from node  $\alpha' = \text{manager}(\sigma')$ 
12:    else if  $\alpha \neq \text{manager}(\sigma)$  and  $\alpha = \text{manager}(\sigma')$  then
13:      Send  $\hat{x}_{\sigma'}$  to node  $\alpha' = \text{manager}(\sigma)$ 
14:    end if;
15:     $\hat{x}_\sigma \leftarrow \hat{x}_\sigma + F_{\sigma'}^T \hat{x}_{\sigma'}$ 
16:  end for
17: end if

```

Figure 4 and Table 2 show that the shared approach does not lead to significant changes in the runtimes for the setup phase, while it is even a little slower for the matrix-vector multiplication in case interpolation is used. This may be due to the implementation:

Algorithm 8 Shared backward transformation

```
1: procedure backward_shared( $\tau$ , var  $\hat{y}$ ,  $y$ );
2: if  $\text{chil}(\tau) = \emptyset$  then
3:    $y|_{\hat{\tau}} \leftarrow y|_{\hat{\tau}} + V_{\tau}\hat{y}_{\tau}$ 
4: else
5:   for  $\tau' \in \text{chil}(\tau)$  do
6:      $\hat{y}_{\tau'} \leftarrow \hat{y}_{\tau'} + E_{\tau'}\hat{y}_{\tau}$ ;
7:     if  $\alpha = \text{manager}(\tau)$  and  $\alpha \neq \text{manager}(\tau')$  then
8:       Send  $\hat{y}_{\tau'}$  to node  $\alpha' = \text{manager}(\tau')$ 
9:     else if  $\alpha \neq \text{manager}(\tau)$  and  $\alpha = \text{manager}(\tau')$  then
10:      Receive  $\tilde{y}_{\tau'}$  from node  $\alpha' = \text{manager}(\tau)$  and add to  $\hat{y}_{\tau'}$ 
11:     end if;
12:     if  $\alpha \in \text{shareholders}(\tau')$  then
13:       backward( $\tau'$ ,  $\hat{y}$ ,  $y$ )
14:     end if
15:   end for
16: end if
```

Algorithm 9 Shared matrix-vector multiplication

```
1: procedure mvm_shared( $\mathcal{T}_{\mathcal{I} \times \mathcal{J}}$ ,  $\mathcal{R}_{\text{col}}^{(\alpha)}$ ,  $\mathcal{S}_{\text{col}}^{(\alpha)}$ ,  $x$ , var  $y$ );
2: forward_shared(root( $\mathcal{T}_{\mathcal{J}}$ ),  $x$ ,  $\hat{x}$ );
3: for  $(\sigma, \beta) \in \mathcal{S}_{\text{col}}^{(\alpha)}$  do
4:   Send  $\hat{x}_{\sigma}$  to node  $\beta$ ;
5:   Send  $x|_{\hat{\sigma}}$  to node  $\beta$  if  $\text{chil}(\sigma) = \emptyset$ 
6: end for;
7: for  $\sigma \in \mathcal{R}_{\text{col}}^{(\alpha)}$  do
8:   Receive  $\hat{x}_{\sigma}$  from node  $\beta = \text{manager}(\sigma)$ ;
9:   Receive  $x|_{\hat{\sigma}}$  from node  $\beta = \text{manager}(\sigma)$  if  $\text{chil}(\sigma) = \emptyset$ 
10: end for;
11: for  $\tau \in \mathcal{T}_{\mathcal{I}_{\alpha}}$  do
12:    $\hat{y}_{\tau} \leftarrow 0$ 
13: end for;
14: interaction_shared(root( $\mathcal{T}_{\mathcal{I} \times \mathcal{J}}$ ),  $\hat{x}$ ,  $x$ ,  $\hat{y}$ ,  $y$ );
15: backward_shared(root( $\mathcal{T}_{\mathcal{I}}$ ),  $\hat{y}$ ,  $y$ )
```

Table 2: Runtimes for setup and matrix-vector multiplication for \mathcal{H}^2 -matrices constructed by interpolation and GCA- \mathcal{H}^2 on HLRN Berlin’s “Lise” cluster

n	p	Interpolation		GCA- \mathcal{H}^2	
		Setup	MVM	Setup	MVM
524 288	4	48.6	1.48	202.2	0.33
1 179 648	8	54.6	1.84	228.3	0.37
2 097 152	16	49.5	1.62	204.2	0.34
4 718 592	32	56.5	2.08	234.1	0.39
8 388 608	64	55.0	2.07	225.6	0.39
18 874 368	128	63.3	2.49	264.8	0.49
33 554 432	256	56.6	2.27	239.6	0.44
75 497 472	512	64.5	2.99	270.3	0.53
134 217 728	1 024	57.6	2.83	241.4	0.50

currently MPI collective communication operations are used to transmit the coefficients obtained in the forward transformation, and it is to be expected that these operations take at least $\Omega(\log p)$ operations per level, even if the shared algorithms transfer data only between a small number of nodes. Answering the question whether using simple point-to-point communication operations leads to a significant improvement will be the topic future research.

Another topic will be the inclusion of more advanced algorithms, e.g., the different phases of the on-the-fly recompression algorithm [6, Section 6.6] will require us to compute different weight matrices following the patterns of the forward transformation and the interaction phase.

References

- [1] C. R. Anderson. An implementation of the fast multipole method without multipoles. *SIAM J. Sci. Stat. Comp.*, 13:923–947, 1992.
- [2] M. Bebendorf. Approximation of boundary element matrices. *Numer. Math.*, 86(4):565–589, 2000.
- [3] M. Bebendorf. *Hierarchical Matrices: A Means to Efficiently Solve Elliptic Boundary Value Problems*. LNCSE. Springer, 2008.
- [4] M. Bebendorf and S. Rjasanow. Adaptive low-rank approximation of collocation matrices. *Computing*, 70(1):1–24, 2003.
- [5] J. Bendoraityte and S. Börm. Distributed \mathcal{H}^2 -matrices for non-local operators. *Computing and Visualization in Science*, 11:237–249, 2008.

- [6] S. Börm. *Efficient Numerical Methods for Non-local Operators: \mathcal{H}^2 -Matrix Compression, Algorithms and Analysis*, volume 14 of *EMS Tracts in Mathematics*. EMS, 2010.
- [7] S. Börm and S. Christophersen. Approximation of integral operators by Green quadrature and nested cross approximation. *Numer. Math.*, 133(3):409–442, 2016.
- [8] S. Börm and J. Gördes. Low-rank approximation of integral operators by using the Green formula and quadrature. *Numerical Algorithms*, 64(3):567–592, 2013.
- [9] S. Börm and L. Grasedyck. Low-rank approximation of integral operators by interpolation. *Computing*, 72:325–332, 2004.
- [10] S. Börm and W. Hackbusch. Data-sparse approximation by adaptive \mathcal{H}^2 -matrices. *Computing*, 69:1–35, 2002.
- [11] S. Börm and W. Hackbusch. \mathcal{H}^2 -matrix approximation of integral operators by interpolation. *Appl. Numer. Math.*, 43:129–143, 2002.
- [12] S. Börm and W. Hackbusch. Hierarchical quadrature of singular integrals. *Computing*, 74:75–100, 2005.
- [13] S. Börm, M. Löhndorf, and J. M. Melenk. Approximation of integral operators by variable-order interpolation. *Numer. Math.*, 99(4):605–643, 2005.
- [14] S. Börm and S. A. Sauter. BEM with linear complexity for the classical boundary integral operators. *Math. Comp.*, 74:1139–1177, 2005.
- [15] W. Dahmen, H. Harbrecht, and R. Schneider. Compression techniques for boundary integral equations — Asymptotically optimal complexity estimates. *SIAM J. Numer. Anal.*, 43(6):2251–2271, 2006.
- [16] W. Dahmen, S. Prössdorf, and R. Schneider. Wavelet approximation methods for pseudodifferential equations I: Stability and convergence. *Math. Z.*, 215:583–620, 1994.
- [17] W. Dahmen and R. Schneider. Wavelets on manifolds I: Construction and domain decomposition. *SIAM J. Math. Anal.*, 31:184–230, 1999.
- [18] S. Erichsen and S. A. Sauter. Efficient automatic quadrature in 3-d Galerkin BEM. *Comput. Meth. Appl. Mech. Eng.*, 157:215–224, 1998.
- [19] M. Faustmann, J. M. Melenk, and D. Praetorius. Existence of \mathcal{H} -matrix approximants to the inverses of BEM matrices: the simple-layer operator. *Math. Comp.*, 85:119–152, 2016.
- [20] Bernd Fischer. *Polynomial-based Iteration Methods for Symmetric Linear Systems*. Vieweg+Teubner, 1996.

- [21] K. Giebermann. Multilevel approximation of boundary integral operators. *Computing*, 67:183–207, 2001.
- [22] Z. Gimbutas and V. Rokhlin. A generalized fast multipole method for nonoscillatory kernels. *SIAM J. Sci. Comput.*, 24(3):796–817, 2002.
- [23] L. Greengard and W. D. Gropp. A parallel version of the fast multipole method. *Comp. Math. Appl.*, 20(7):63–71, 1990.
- [24] L. Greengard and V. Rokhlin. A fast algorithm for particle simulations. *J. Comp. Phys.*, 73:325–348, 1987.
- [25] W. Hackbusch. *Iterative Solution of Large Sparse Systems*. Springer-Verlag New York, 1994.
- [26] W. Hackbusch. A sparse matrix arithmetic based on \mathcal{H} -matrices. Part I: Introduction to \mathcal{H} -matrices. *Computing*, 62(2):89–108, 1999.
- [27] W. Hackbusch. *Hierarchical Matrices: Algorithms and Analysis*. Springer, 2015.
- [28] W. Hackbusch, B. N. Khoromskij, and S. A. Sauter. On \mathcal{H}^2 -matrices. In H. Bungartz, R. Hoppe, and C. Zenger, editors, *Lectures on Applied Mathematics*, pages 9–29. Springer-Verlag, Berlin, 2000.
- [29] W. Hackbusch and Z. P. Nowak. On the fast matrix multiplication in the boundary element method by panel clustering. *Numer. Math.*, 54(4):463–491, 1989.
- [30] H. Harbrecht and R. Schneider. Wavelet Galerkin schemes for boundary integral equations – Implementation and quadrature. *SIAM J. Sci. Comput.*, 27:1347–1370, 2006.
- [31] U. Langer, D. Pusch, and S. Reitzinger. Efficient preconditioners for boundary element matrices based on grey-box algebraic multigrid methods. *Int. J. Numer. Meth. Eng.*, 58(13):1937–1953, 2003.
- [32] I. Lashuk, A. Chandramowliswaran, H. Langston, T.-H. Nguyen, R. Sampath, A. Shingarpure, R. Vuduc, L. Ying, D. Zorin, and G. Biros. A massively parallel adaptive fast multipole method on heterogeneous architectures. *Comm. ACM*, 55(5):101–109, 2012.
- [33] M. P. Lingg, S. M. Hughey, H. M. Aktulga, and B. Shanker. High performance evaluation of helmholtz potentials using the multi-level fast multipole algorithm. Technical report, arXiv, 2020. 2006.15367.
- [34] Y. Ohno, R. Yokota, H. Koyama, G. Morimoto, A. Hasegawa, G. Masumoto, N. Okimoto, Y. Hirano, H. Ibeid, T. Narumi, and M. Taiji. Petascale molecular dynamics simulation using the fast multipole method on k computer. *Comp. Phys. Comm.*, 185(10):2575–2585, 2014.

- [35] V. Rokhlin. Rapid solution of integral equations of classical potential theory. *J. Comp. Phys.*, 60:187–207, 1985.
- [36] Y. Saad. *Iterative Methods for Sparse Linear Systems*. Society for Industrial Mathematics, 2nd edition, 2003.
- [37] S. A. Sauter. Cubature techniques for 3-d Galerkin BEM. In W. Hackbusch and G. Wittum, editors, *Boundary Elements: Implementation and Analysis of Advanced Algorithms*, pages 29–44. Vieweg-Verlag, 1996.
- [38] S. A. Sauter. Variable order panel clustering. *Computing*, 64:223–261, 2000.
- [39] S. A. Sauter and C. Schwab. *Boundary Element Methods*. Springer, 2011.
- [40] O. Steinbach and W. L. Wendland. The construction of some efficient preconditioners in the boundary element method. *Adv. in Comp. Math.*, 9:191–216, 1998.
- [41] J. Tausch. A variable order wavelet method for the sparse representation of layer potentials in the non-standard form. *J. Numer. Math.*, 12(3):233–254, 2004.
- [42] E. E. Tyrtysnikov. Incomplete cross approximation in the mosaic-skeleton method. *Computing*, 64:367–380, 2000.
- [43] T. von Petersdorff and E. P. Stephan. Multigrid solvers and preconditioners for first kind integral equations. *Numer. Meth. Part. Diff. Eq.*, 8(5):443–450, 1992.
- [44] M. S. Warren and J. Salmon. Astrophysical n -body simulations using hierarchical tree data structures. In R. Werner, editor, *Supercomputing '92: Proceedings of the 1992 ACM/IEEE conference on Supercomputing*, pages 570–576, 1992.