

# Cellular automata can classify data by inducing trajectory phase coexistence

Stephen Whitelam<sup>1\*</sup> and Isaac Tamblyn<sup>2,3†</sup>

<sup>1</sup>*Molecular Foundry, Lawrence Berkeley National Laboratory, 1 Cyclotron Road, Berkeley, CA 94720, USA*

<sup>2</sup>*University of Ottawa, Ottawa, ON K1N 6N5, Canada*

<sup>3</sup>*Vector Institute for Artificial Intelligence, Toronto, ON M5G 1M1, Canada*

We show that cellular automata can classify data by inducing a form of dynamical phase coexistence. We use Monte Carlo methods to search for general two-dimensional deterministic automata that classify images on the basis of activity, the number of state changes that occur in a trajectory initiated from the image. When the depth of the automaton is a trainable parameter, the search scheme identifies automata that generate a population of dynamical trajectories displaying high or low activity, depending on initial conditions. Automata of this nature behave as nonlinear activation functions with an output that is effectively binary, resembling an emergent version of a spiking neuron. Our work connects machine learning and reservoir computing to phenomena conceptually similar to those seen in physical systems such as magnets and glasses.

*Introduction*— Cellular automata are discrete dynamical systems. They are widely studied because they are simple to specify and display considerable complexity, including the ability to do universal computation [1–6]. Cellular automata have been used to do computations such as classification, either directly [7, 8], as a reservoir that enacts a nonlinear transformation prior to additional calculation [9–11], or in combination with a neural network [12]. Cellular automata do not currently perform as well at most machine-learning tasks as deep neural networks, but continue to attract attention because discrete automata specified by integers consume less memory and power than do real-valued neural nets, a property useful for low-power mobile devices [13].

In this paper we search for general two-dimensional cellular automata able to classify images in MNIST [14, 15], a standard data set. While classification of MNIST has been done by automata [11, 12], our focus is how automata learn to do classification, and we describe a mechanism of decision making that resembles the phase transitions undergone by physical systems such as magnets [16, 17] or glasses [18].

This connection is enabled by the introduction of *activity* as an order parameter for classification. We define activity as the number of configuration changes that take place in a dynamical trajectory. Used in the study of glasses [18, 19], it is a natural candidate for computations such as image classification because it is invariant to translations and is not biased toward particular spatial environments. If the depth (the number of timesteps) of the automaton is a trainable parameter, we show that Monte Carlo search of the automaton rule table identifies rules and depths that perform classification by enacting a form of dynamical phase coexistence. The action of these automata on the set of MNIST images produces a set of dynamical trajectories of two distinct types, possessing large or small activity. Automata of this nature are

nonlinear activation functions with considerable expressiveness. They resemble an emergent version of a spiking neuron [20, 21], enacting a temporal calculation before committing to a state of large or small output. We show that the qualitative notion of which dynamical phase an image gives rise to contains sufficient information, given a set of automata, to train a linear classifier to an accuracy comparable to that of simple neural networks that act on the pixels of the original image.

The automata described here perform classification by inducing a form of dynamical phase coexistence. Phase transitions and phase coexistence are seen in cellular automata in a variety of different settings. Probabilistic automata such as the Ising model capture the essence of phase transitions in physical systems such as fluids or magnets [16, 17]. Probabilistic automata modeling traffic flow show coexistence of spatial patterns [22–24], and exhibit dynamical phase transitions as a function of density [25, 26]. There is also evidence of a sharp transition in the space of rules [27, 28] between different classes of deterministic automata [3]. The form of phase coexistence seen here is unconventional. It occurs for deterministic automata of finite spatial extent, for sufficiently long trajectories. The trajectories in question contain a variety of spatial patterns but are defined by their dynamics, which falls into one of two classes and is accompanied by a bimodal distribution of a time-integrated order parameter. This bimodality is similar to that seen in stochastic models of growth [29] or the conditioned (i.e. atypical) trajectories of atomistic glasses [18]. Here the phenomenon occurs in a many-body system in the absence of explicit feedback, and in the typical (indeed deterministic) trajectory ensemble.

*Model and simulation details.*— We consider the MNIST data set, a collection of  $28 \times 28$ -pixel grayscale images of 70,000 handwritten digits of class  $\alpha = 0, 1, \dots, 9$  [14, 15]. We binarized images by setting to 0 or 1 any pixel whose value is less than or greater than  $1/4$  of the maximum possible intensity, respectively. These binary images (see e.g. Fig. 1(a)) serve as the initial conditions for simulations, which take place on a square lattice of size  $N = 28 \times 28$  with periodic boundary condi-

\* swhitelam@lbl.gov

† isaac.tamblyn@uottawa.ca

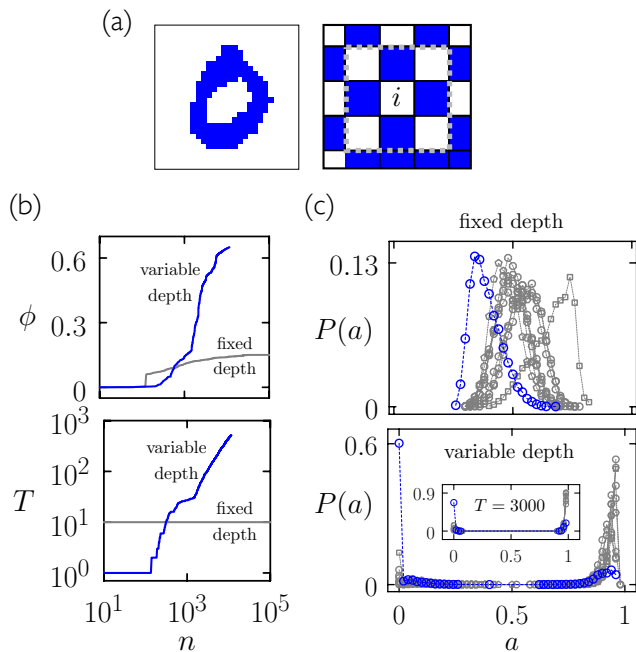


FIG. 1. (a) Example binarized MNIST digit on a  $28 \times 28$  lattice (left), and an example of a  $3 \times 3$  Moore neighborhood of site  $i$ , defining the 512-entry rule table of the cellular automaton (right). (b) Monte Carlo search of the automaton rule table to maximize  $\phi$ , Eq. (1), for digit class  $\alpha = 0$ . The two panels show  $\phi$  and automaton depth  $T$  as a function of Monte Carlo step number  $n$ , for simulations carried out in fixed-depth mode (gray) and variable-depth mode (blue). (c) Histograms of activity for 60,000 MNIST digits, unseen during training, of class 0 (blue) and otherwise (grey). The automaton produced by training in variable-depth mode induces a bimodal distribution of dynamical activities for each digit class.

tions. On each site  $i \in [1, N]$  of the lattice lives a binary cell  $S_i = 0, 1$ , indicated white (0) or blue (1) in images. We evolve the lattice in time using a discrete-time deterministic cellular automaton. The automaton is a table of rules  $S_i(t+1) = \mathcal{R}(\{S_i(t)\})$  that specifies the state of cell  $i$  at time  $t+1$  given the state of its environment  $\{S_i(t)\}$  at time  $t$ . The latter is the nine-neighbor-square (Moore) construction [30] shown in Fig. 1(a). Each cell in this environment is 0 or 1, and so there are  $2^9 = 512$  entries in the table  $\mathcal{R}$ . Each entry in the table is 0 or 1, and so there are  $2^{512} \sim 10^{154}$  possible rules [30]. We start with the identity rule table, for which  $S_i(t+1) = S_i(t)$ . One application of the table to each cell on the lattice constitutes one step of the automaton. The total number of steps  $T$  we call the depth of the automaton.

To search for automata able to classify images we selected a minibatch of  $M = 5000$  images from the MNIST training set, and did zero-temperature Metropolis Monte Carlo search (also known as random-mutation hill climbing [31, 32]) on the rule table. This approach is similar to those that use genetic algorithms to search for automaton rules that perform particular computations [33–36],

except that the present search scheme applies mutations and the Metropolis acceptance criterion to a single individual, rather than applying genetic operations to a population of individuals (for continuous variables and small mutations, the present procedure constitutes noisy clipped gradient descent on the loss surface [37]). Starting from the identity rule table and an automaton of depth  $T$ , we calculate an order parameter  $\phi$  (described shortly) for the minibatch. We then propose a change of the 512-entry rule table  $\mathcal{R}$  in  $k$  positions (we alternate between the choices  $k = 1$  and  $k$  a uniform random number on  $[1, 10]$ ), recalculate  $\phi$ , and accept the change to  $\mathcal{R}$  if  $\phi$  has not decreased. If it has, we return to the previous rule table. We trained automata in fixed-depth mode, with  $T$  fixed to 10, and variable-depth mode. In the latter, we set  $T = 2$  initially, and propose a change  $T \rightarrow T \pm 1$  (with equal likelihood) every 10 Monte Carlo moves. In variable-depth mode, both the automaton rule table  $\mathcal{R}$  and its depth  $T$  are trainable parameters.

To classify images we need a suitable order parameter  $\phi$ . One possibility is to consider the state of a given cell [38] or count types of local environment, but these break translational invariance and are biased toward certain image types, respectively. An alternative, borrowed from studies of glasses, is *activity*, the number of changes of state of a cell in the course of a simulation. Activity is a simple measure that does not affect translational invariance and is not biased toward any particular spatial pattern. Let  $A_j(T)$  be the number of configuration changes under the action of the automaton, starting from image  $j \in [1, M]$  of the training minibatch, and let  $a_j(T) = A_j(T)/(NT)$  be its intensive counterpart. We define

$$\phi \equiv \frac{1}{M_{\bar{\alpha}}} \sum_{C(j) \neq \alpha} a_j(T) - \frac{1}{M_{\alpha}} \sum_{C(j) = \alpha} a_j(T), \quad (1)$$

where the first sum runs over all  $M_{\bar{\alpha}} \equiv M - M_{\alpha}$  images not of class  $\alpha$  in the minibatch, and the second sum runs all  $M_{\alpha}$  images of class  $\alpha$  ( $C(j)$  returns the class of image  $j$ ). The instruction to maximize (1) is the instruction to find an automaton whose dynamics is inactive if initiated from an image of class  $\alpha$ , and as active as possible otherwise.

*Classification by dynamical phase coexistence.*— Results of two instances of the Monte Carlo search scheme for image class  $\alpha = 0$  are shown in Fig. 1(b,c); these are typical of results for other image classes. The fixed-depth automaton learns to classify zeros with modest precision, the value of  $\phi$ , shown in panel (b), increasing with Monte Carlo step number  $n$ . The associated histograms of activity for 60,000 binarized MNIST digits not seen during training are shown in panel (c), top. Symbols indicate nonzero values in windows of width  $1/50$ , while lines are a guide to the eye. The sum of symbol values for each histogram is unity. The distribution of activity for each digit class is unimodal, and class 0 (blue lines and symbols) is on average less active than the others (grey lines and symbols; image class  $\alpha \neq 0$  is denoted by grey poly-

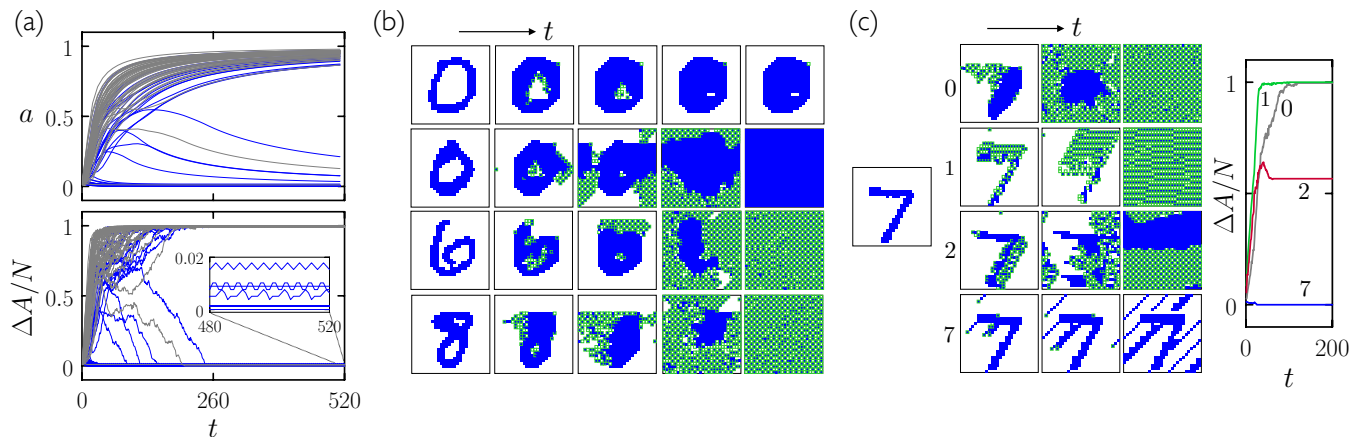


FIG. 2. (a) Time-integrated activity (top) and its instantaneous counterpart (bottom) as a function of time for the automaton discovered by the variable-depth search of Fig. 1. Shown are 100 of the 60,000 trajectories comprising the histogram of the bottom panel of Fig. 1(c). Trajectories begun from digits of class 0 are blue. (b) Time-ordered snapshots generated by the automaton when presented with 4 different images. Cells with green boundaries have changed state from the preceding time step. (c) Time-ordered snapshots (left) and instantaneous activity as a function of time (right) for 4 automata. Each was trained in variable-depth mode to propagate an inactive trajectory when presented with a digit of the indicated class, and an active trajectory otherwise. Each is presented with the same digit, a 7.

gons with  $\alpha + 3$  sides). There is considerable overlap between classes.

Automata trained by the variable-depth search scheme behave differently. About one-third of these adopted a depth of 1, but in a majority of cases we observed behavior of the kind shown in the figure. The order parameter soon exceeds that of the fixed-depth scheme, and the depth of the automaton grows steadily, exceeding 500 timesteps within the period allotted to training (Fig. 1(b)). The activity distributions also differ from those of the fixed-depth scheme, being bimodal for each class (Fig. 1(c)). Zeros are considerably more likely to give rise to inactive trajectories than active ones, while the opposite is true of the other classes, although exceptions are numerous (we will return to the effectiveness of these rules as classifiers). The inset shows histograms generated using the same automaton run for 3000 timesteps, revealing that long trajectories begun from the MNIST digits display either high-activity or low-activity dynamics.

In Fig. 2(a) we show 100 trajectories of the automaton discovered by variable-depth search when presented with 100 images. 50 images are of class 0 (blue lines) and 50 are of other classes (grey lines). The top panel shows the time-integrated activity of each trajectory as a function of time (the number of automaton timesteps). Two distinct populations of trajectories are apparent, with the majority of zeros belonging to the low-activity population. The bottom panel shows, for the same trajectories, the instantaneous activity accrued at each timestep. This format shows that trajectories tend, after about 250 timesteps, to persistently inactive or active solutions. In the inset to the bottom figure we show some of the low-activity trajectories on a larger scale. Some of

the solutions adopted are absorbing states, having zero activity, some have persistent small values of activity, and some solutions are periodic, moving between configurations that generate slightly different values of activity. The low-activity trajectories (and the high-activity ones) show a range of behaviors, and do not all correspond to the same values of activity, but nonetheless divide naturally into two populations or “phases” whose order-parameter values are tightly distributed and well separated from each other. The time-integrated order parameter shown in the top panel of Fig. 2(a) will, in the limit of infinite time, adopt the value consistent with the limiting form of the instantaneous order parameter shown in the bottom panel.

The bimodal dynamical behavior shown in Fig. 2(a) is similar to that seen in systems with explicit feedback or memory [29, 39], and resembles an emergent version of a spiking neuron [20, 21]. Spiking neurons are time-dependent models of biological neurons, often modeled by differential equations, whose outputs can vary sharply with time in response to a stimulus. Here the spiking results from the many-body dynamics of the automaton: it performs a time-dependent computation from an initial condition specified by an image, and (with some error) becomes asymptotically quiescent if it detects a specified image type and spikes otherwise. Cellular automata resemble deep neural networks in the sense that they enact a nonlinear transformation by propagating a dynamics or a computer program as a function of time or depth [40–42]. However, neural-net weights usually vary with depth, making a single automaton rule closer in sense to a recurrent neural network, or to a single activation function that performs a time-dependent computation.

In Fig. 2(b) we show time-ordered snapshots of the automaton dynamics starting from 4 different images. Blue and white pixels denote the two automaton cell states. Cells with a green boundary are active, meaning that their state in the previous timestep was different, while cells not labeled in this way are inactive, having the same state as in the previous timestep. The top panel shows the automaton identifying a zero by propagating a low-activity trajectory. It performs what is in effect a local computation, causing the image to become increasingly compact until it adopts a state in which only one cell on the periphery of the image remains persistently active, changing state every timestep. The second row shows the automaton identifying a different zero by propagating an asymptotically inactive trajectory, but in this case the computation is carried out across the whole lattice, and involves a long transient. One part of the image gives rise to an active pattern and another to an inactive pattern, and these coexist for some time before the inactive pattern consumes the lattice. The bottom two rows show the automaton identifying images that are not zeros, by propagating active trajectories. In both cases parts of the images serve as nucleation sites for active patterns, which, after some time, consume the inactive portions of the lattice.

In Fig. 2(c) we show time-ordered snapshots of four different automata. Each automaton was trained, in variable-depth mode, to generate an inactive trajectory when presented with an image of the indicated class, and an active trajectory otherwise. In each case the depths identified by the training process were several hundred timesteps. All are presented with the same digit, a 7. The plot at right shows the activity accrued at each timestep. The 0- and 1-automata generate active trajectories, while the 7-automaton generates an inactive one. The 2-automaton illustrates a minority behavior seen in some of the automata, which display a bimodal activity distribution peaked at high and low values but with some small fraction of trajectories having intermediate values. This example falls in the latter category. The automaton produces an ambiguous answer in which, at long times, high- and low-activity patterns coexist in a spatial sense, similar to behavior seen in probabilistic automata such as models of traffic [22–24] or the Ising model [16, 17].

*Classification accuracy.*— A single automaton has a modest ability to classify images – for instance, the automaton obtained by variable-depth training in Fig. 1 correctly classifies zeros with about 2/3 accuracy – but acting in concert they are considerably more potent. We used variable-depth Monte Carlo search to train 50 automata, 5 per class, to classify the 10 image types. Each was trained on 5000 digits of the MNIST test set. Any automaton whose depth was unity after a certain number of Monte Carlo steps was reset (to the identity rule table and depth 2), allowing 48 of the 50 to achieve classification via dynamical phase coexistence (one rule set exhibited trimodal behavior, and some possessed a high-activity phase around the value 1/2, while the majority

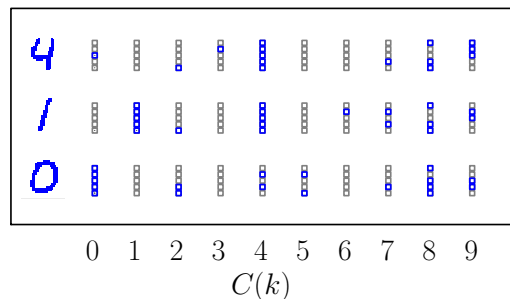


FIG. 3. Binary feature vectors for 3 images produced by 50 automata  $k$  (grey squares) trained to recognize image class  $C(k)$ . The presence of a feature (blue square) indicates that the automaton recognizes the image by propagating a trajectory belonging to its low-activity dynamical phase. The qualitative notion of which dynamical phase an image gives rise to provides sufficient information to train a linear classifier to an accuracy comparable to that achieved by simple neural networks acting on the real-valued pixels of the original images.

displayed bimodal behavior similar to that shown in the previous figures). For each MNIST image we constructed a binary feature vector in which a 1 indicates that the automaton assigns the image to its low-activity phase and a 0 indicates that it does not (we considered activities of less than 1/4 to belong to the low-activity phase, although the results described below are essentially unchanged upon changing this threshold to 1/2).

Three such feature vectors are shown in Fig. 3;  $k$  labels the automaton and  $C(k)$  the class the automaton is trained to identify. Mistakes of classification by individual automata are numerous. For instance, the 1 is recognized by the 4-automata, and the 0 by most 8-automata. However, more information is provided by the transformation of an image under several automata – the 1 is recognized by the 4-automata, but the converse is not true – suggesting that a model be trained on these feature vectors. We trained by gradient descent a linear classifier of  $10 \times 51$  real-valued parameters (the rule sets of the automata are specified by  $50 \times 512$  integers 0 or 1) on the binary activity feature vectors for the MNIST training set. This classifier achieves 96.4% classification accuracy on the MNIST test set, a value smaller than those achieved by state-of-the-art methods ( $\gtrsim 99\%$ ) but comparable to those achieved by simple neural nets with a few thousand real-valued parameters acting on the real-valued pixels of the original images [15]. We obtain the same value, 96.4%, when a threshold of 1/2 rather than 1/4 is used to identify the low-activity phase, and a value of 96.2% on a second set of 50 binary features, for both threshold values. When we use 72 binary features the accuracy increases to 97.0%. The qualitative notion of which dynamical phase an image results in is therefore informative enough to allow classification of a standard data set with reasonable numerical accuracy.

This approach to classification is essentially reservoir

computing, in which a nonlinear reservoir – which can be a neural network, a cellular automaton, or even a physical system such as a bucket of water – enacts a transformation on a set of data, before a final layer, usually a linear model, is trained in order to do computation [9–11, 43]. In reservoir computing the final layer is trained but usually the reservoir is not, obviating the need for doing gradient descent on a complex nonlinear system. Here we have trained the reservoir, the set of cellular automata, using non-gradient methods, and have subsequently trained the final layer.

*Conclusions.*— We have introduced dynamical activity, an order parameter with no bias toward any particular environment or spatial position, as a metric for image classification by cellular automata. Zero-temperature Metropolis Monte Carlo search of the rules and depths of general 2D automata identifies algorithms that classify MNIST images by enacting a form of dynamical phase coexistence, propagating trajectories belonging to high- or low-activity dynamical phases.

Conceptually, the automata described here evoke concepts or display features seen in other studies, but are distinct from automata described previously. For example, several authors have discussed the computational potential of automaton rules close to phase transitions in rule space [27, 28, 44, 45]. We can view the transition between the behaviors shown in the top and bottom panels of Fig. 1(c) as a phase transition in rule space, analogous to the transition shown by the Ising model as its temperature is reduced below the critical value. However, the defining character of the automata described here is that they do computation by enacting a form of dynamical phase coexistence, and so the computation is enabled by a phase transition taking place in trajectory

space, not rule space. In addition, automata of this nature display elements of the 4 Wolfram classes of cellular automata [3], but are not completely described by these rules. For example, Fig. 2 shows that a single automaton, starting from different initial conditions, can generate a trajectory similar to that of a Class 1 automaton (ending in a homogenous state, i.e. a limit point), or a Class 2 automaton (generating structures periodic in time, i.e. limit cycles), or a Class 4 automaton (generating complex patterns with long transients). However, the defining characteristic of the automaton is that its trajectory ensemble contains trajectories of two distinct types, defined by their dynamical activity, a concept separate from those considered in the Wolfram scheme. Indeed, the dynamical phase coexistence seen in these automata provides a conceptual link, between deterministic automata and stochastic systems, of the kind anticipated in Question 10 of Ref. [46].

Applications-wise, the qualitative notion of which phase a trajectory belongs to contains enough information for a linear classifier, trained on a reservoir of such automata, to achieve an accuracy characteristic of neural nets with larger numbers of real-valued parameters. The quantitative threshold used to identify phases is relatively unimportant. This result is significant in the context of reemerging methods, such as analog computing, that operate at low power and low precision and as a result require significant error tolerance [47, 48].

*Acknowledgments.*— This work was performed as part of a user project at the Molecular Foundry, Lawrence Berkeley National Laboratory, supported by the Office of Science, Office of Basic Energy Sciences, of the U.S. Department of Energy under Contract No. DE-AC02-05CH11231. I.T. acknowledges NSERC.

- 
- [1] John Von Neumann, “The general and logical theory of automata,” in *Systems Research for Behavioral Sciences* (Routledge, 1968).
  - [2] John Conway *et al.*, “The game of life,” *Scientific American* **223**, 4 (1970).
  - [3] Stephen Wolfram, “Universality and complexity in cellular automata,” *Physica D: Nonlinear Phenomena* **10**, 1–35 (1984).
  - [4] Stephen Wolfram, “Statistical mechanics of cellular automata,” *Reviews of modern physics* **55**, 601 (1983).
  - [5] B Chopard and M Droz, *Cellular automata*, Vol. 1 (Springer, 1998).
  - [6] Inés Santé, Andrés M García, David Miranda, and Rafael Crecente, “Cellular automata models for the simulation of real-world urban processes: A review and analysis,” *Landscape and urban planning* **96**, 108–122 (2010).
  - [7] Niloy Ganguly, Pradipta Maji, Sandip Dhar, Biplab K Sikdar, and P Pal Chaudhuri, “Evolving cellular automata as pattern classifier,” in *International Conference on Cellular Automata* (Springer, 2002) pp. 56–68.
  - [8] Pradipta Maji, Chandrama Shaw, Niloy Ganguly, Biplab K Sikdar, and P Pal Chaudhuri, “Theory and application of cellular automata for pattern classification,” *Fundamenta Informaticae* **58**, 321–354 (2003).
  - [9] Ozgur Yilmaz, “Machine learning using cellular automata based feature expansion and reservoir computing,” *Journal of Cellular Automata* **10** (2015).
  - [10] Stefano Nichele and Magnus S Gundersen, “Reservoir computing using non-uniform binary cellular automata,” *arXiv preprint arXiv:1702.03812* (2017).
  - [11] Alejandro Morán, Christiam F Frasser, and Josep L Rosselló, “Reservoir computing hardware with cellular automata,” *arXiv preprint arXiv:1806.04932* (2018).
  - [12] Ettore Randazzo, Alexander Mordvintsev, Eyvind Niklasson, Michael Levin, and Sam Greydanus, “Self-classifying mnist digits,” *Distill* **5**, e00027–002 (2020).
  - [13] Alejandro Morán, Christiam F Frasser, Miquel Roca, and Josep L Rosselló, “Energy-efficient pattern recognition hardware with elementary cellular automata,” *IEEE Transactions on Computers* **69**, 392–401 (2019).
  - [14] Yann LeCun, Lawrence D Jackel, Léon Bottou, Corinna Cortes, John S Denker, Harris Drucker, Isabelle Guyon, Urs A Muller, Eduard Sackinger, Patrice Simard, *et al.*, “Learning algorithms for classification: A comparison on

- handwritten digit recognition,” *Neural networks: the statistical mechanics perspective* **261**, 2 (1995).
- [15] <http://yann.lecun.com/exdb/mnist/>.
- [16] W Kinzel, “Phase transitions of cellular automata,” *Zeitschrift für Physik B Condensed Matter* **58**, 229–244 (1985).
- [17] James J Binney, NJ Dowrick, AJ Fisher, and M Newman, *The theory of critical phenomena: an introduction to the renormalization group* (Oxford University Press, Inc., 1992).
- [18] Lester O Hedges, Robert L Jack, Juan P Garrahan, and David Chandler, “Dynamic order-disorder in atomistic models of structural glass formers,” *Science* **323**, 1309–1313 (2009).
- [19] SV Meshkov, “Low-frequency dynamics of lennard-jones glasses,” *Physical Review B* **55**, 12113 (1997).
- [20] Hélène Paugam-Moisy and Sander M Bohte, “Computing with spiking neuron networks.” *Handbook of natural computing* **1**, 1–47 (2012).
- [21] Wulfram Gerstner and Werner M Kistler, *Spiking neuron models: Single neurons, populations, plasticity* (Cambridge University Press, 2002).
- [22] Rui Jiang and Qing-Song Wu, “Cellular automata models for synchronized traffic flow,” *Journal of Physics A: Mathematical and General* **36**, 381 (2002).
- [23] Dietrich E Wolf, “Cellular automata for traffic simulations,” *Physica A: Statistical Mechanics and its Applications* **263**, 438–451 (1999).
- [24] JPL Neto, ML Lyra, and CR Da Silva, “Phase coexistence induced by a defensive reaction in a cellular automaton traffic flow model,” *Physica A: Statistical Mechanics and its Applications* **390**, 3558–3565 (2011).
- [25] A Schadschneider, D Chowdhury, E Brockfeld, K Klauck, L Santen, and J Zittartz, “A new cellular automata model for city traffic,” *arXiv preprint cond-mat/9911312* (1999).
- [26] Satoshi Yukawa, Macoto Kikuchi, and Shin-ichi Tadaki, “Dynamical phase transition in one dimensional traffic flow model with blockage,” *Journal of the Physical Society of Japan* **63**, 3609–3618 (1994).
- [27] Wentian Li, Norman H Packard, and Chris G Langton, “Transition phenomena in cellular automata rule space,” *Physica D: Nonlinear Phenomena* **45**, 77–94 (1990).
- [28] William K Wootters and Chris G Langton, “Is there a sharp phase transition for deterministic cellular automata?” *Physica D: Nonlinear Phenomena* **45**, 95–104 (1990).
- [29] Katherine Klymko, Juan P Garrahan, and Stephen Whitelam, “Similarity of ensembles of trajectories of reversible and irreversible growth processes,” *Physical Review E* **96**, 042126 (2017).
- [30] Norman H Packard and Stephen Wolfram, “Two-dimensional cellular automata,” *Journal of Statistical physics* **38**, 901–946 (1985).
- [31] Melanie Mitchell, John Holland, and Stephanie Forrest, “When will a genetic algorithm outperform hill climbing,” *Advances in neural information processing systems* **6** (1993).
- [32] Melanie Mitchell, *An introduction to genetic algorithms* (MIT press, 1998).
- [33] Tomoaki Suzudo, “Searching for pattern-forming asynchronous cellular automata—an evolutionary approach,” in *International Conference on Cellular Automata* (Springer, 2004) pp. 151–160.
- [34] Melanie Mitchell, James P Crutchfield, Rajarshi Das, et al., “Evolving cellular automata with genetic algorithms: A review of recent work,” in *Proceedings of the First International Conference on Evolutionary Computation and Its Applications (EvCA96)*, Vol. 8 (Moscow, 1996).
- [35] Gina MB Oliveira, Luiz GA Martins, Laura B de Carvalho, and Enrique Fynn, “Some investigations about synchronization and density classification tasks in one-dimensional and two-dimensional cellular automata rule spaces,” *Electronic Notes in Theoretical Computer Science* **252**, 121–142 (2009).
- [36] Arturo Chavoya and Yves Duthen, “Using a genetic algorithm to evolve cellular automata for 2d/3d computational development,” in *Proceedings of the 8th annual conference on Genetic and evolutionary computation* (2006) pp. 231–232.
- [37] Stephen Whitelam, Viktor Selin, Sang-Won Park, and Isaac Tamblyn, “Correspondence between neuroevolution and gradient descent,” *Nature communications* **12**, 1–10 (2021).
- [38] Felix Gers, Hugo de Garis, and Michael Korkin, “Codi-1bit: A simplified cellular automata based neuron model,” in *European Conference on Artificial Evolution* (Springer, 1997) pp. 315–333.
- [39] Stephen Whitelam and Daniel Jacobson, “Varied phenomenology of models displaying dynamical large-deviation singularities,” *Physical Review E* **103**, 032152 (2021).
- [40] Jürgen Schmidhuber, “Discovering neural nets with low kolmogorov complexity and high generalization capability,” *Neural Networks* **10**, 857–873 (1997).
- [41] Jürgen Schmidhuber, “Deep learning in neural networks: An overview,” *Neural networks* **61**, 85–117 (2015).
- [42] Ian Goodfellow, Yoshua Bengio, and Aaron Courville, *Deep learning* (MIT press, 2016).
- [43] Gouhei Tanaka, Toshiyuki Yamane, Jean Benoit Héroux, Ryosho Nakane, Naoki Kanazawa, Seiji Takeda, Hidetoshi Numata, Daiju Nakano, and Akira Hirose, “Recent advances in physical reservoir computing: A review,” *Neural Networks* **115**, 100–123 (2019).
- [44] Melanie Mitchell, James P Crutchfield, and Peter T Hrabér, “Dynamics, computation, and the” edge of chaos”: A re-examination,” in *Santa Fe Institute Studies in the Sciences of Complexity*, Vol. 19 (Addison-Wesley Publishing Co., 1994) pp. 497–497.
- [45] Chris G Langton, “Computation at the edge of chaos: Phase transitions and emergent computation,” *Physica D: nonlinear phenomena* **42**, 12–37 (1990).
- [46] Stephen Wolfram, “Twenty problems in the theory of cellular automata,” *Physica Scripta* **1985**, 170 (1985).
- [47] Bruce J MacLennan, “A review of analog computing,” Department of Electrical Engineering & Computer Science, University of Tennessee, Technical Report UT-CS-07-601 (September) (2007).
- [48] Wilfried Haensch, Tayfun Gokmen, and Ruchir Puri, “The next generation of deep learning hardware: Analog computing,” *Proceedings of the IEEE* **107**, 108–122 (2018).