

# Exoshuffle: Large-Scale Shuffle at the Application Level

Frank Sifei Luan<sup>1</sup>, Stephanie Wang<sup>1,2</sup>, Samyukta Yagati<sup>1</sup>, Sean Kim<sup>1</sup>, Kenneth Lien<sup>1</sup>,  
SangBin Cho<sup>2</sup>, Eric Liang<sup>2</sup>, Ion Stoica<sup>1</sup>

<sup>1</sup>UC Berkeley, <sup>2</sup>Anyscale

## Abstract

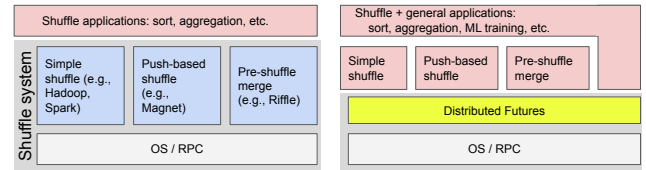
Shuffle is a key primitive in large-scale data processing applications. The difficulty of large-scale shuffle has inspired a myriad of implementations. While these have greatly improved shuffle performance and reliability over time, it comes at a cost: flexibility. First, each shuffle system is essentially built from scratch, which is a significant developer effort. Second, because each shuffle system is monolithic, they are not flexible to supporting other applications, such as online aggregation of shuffle results.

We show that shuffle can be implemented with high performance and reliability on a general-purpose abstraction for distributed computing: *distributed futures*. While previous systems have implemented shuffle on top of distributed futures before, we are the first to identify and build the common components necessary to support a large-scale shuffle. We show that it is possible to: (1) express optimizations from previous shuffle systems in a few hundred lines of purely application-level Python code, and (2) achieve interoperability with other data processing applications without modifying the shuffle system. Thus, we present Exoshuffle, an application-level shuffle system that outperforms Spark and achieves 82% of theoretical performance on a 100 TB sort on 100 nodes.

## 1 Introduction

Shuffle is a key primitive in many data processing applications. It is the foundation of the MapReduce model [6] and large-scale data processing applications such as distributed sort. Large-scale shuffle operations are also difficult to execute efficiently and reliably because it entails *all-to-all* communication to transfer data from the mappers to the reducers [32].

The key challenge in large-scale shuffle is efficiently moving the large number of very small intermediate blocks from each mapper to each reducer. For example, LinkedIn reports that its Spark clusters shuffle billions of blocks daily, with an average block size of only 10s of KBs [24]. Scaling shuffle thus requires both high I/O efficiency to move blocks across memory, disk, and network, as well as reliability in the presence of node or network failures.



(a) Monolithic shuffle systems.

(b) Exoshuffle.

Figure 1: Exoshuffle enables application-level (red boxes) shuffle implementations that are both high-performance and able to tightly integrate with other applications.

The difficulty of this problem has inspired a myriad of shuffle implementations, each of which is essentially built from scratch using low-level primitives like RPC to coordinate and execute block transfers. These have led to breakthroughs in shuffle performance and reliability. However, implementing shuffle as a monolithic system comes with a cost: *flexibility*.

First, designing and implementing a shuffle system is a significant developer effort, often impeding innovation. The push-based shuffle proposed by Magnet, for example, achieves 30% end-to-end performance improvement by having mappers push intermediate blocks directly to reducers [24]. However, Magnet took 14 months between publication and open-source release in the Spark project [7] because it requires a complete rewrite of the shuffle system.

Second, while shuffle systems are of course highly optimized for shuffle operations, they are not flexible in supporting other workloads. The semantics offered by a shuffle system are *synchronous*: the shuffle results can only be used once all reduce tasks complete. This is a problem when shuffle must be pipelined with other operations. For example, supporting streaming results via online aggregation [11] requires extensive modifications to existing MapReduce systems [5, 31]. As another example, distributed model training often requires shuffling the entire dataset between epochs to improve training quality [15]. To reduce latency, training workers must be able to consume shuffled outputs as they become ready, rather than wait for the entire shuffle to complete.

We argue that these flexibility problems stem from the design of shuffle as a monolithic system (Fig. 1a). Current shuffle systems manually implement all aspects of block management. Thus, optimizations such as push-based shuffle also require manual and extensive changes to the shuffle system [24]. Meanwhile, the ability to pipeline shuffle with other jobs would require radical changes in both semantics and implementation of the shuffle system [5].

The popular wisdom is that specialized systems are necessary for shuffle performance because of a fundamental trade-off between performance and flexibility. We show that this is not the case: distributed shuffle can be implemented as an application and with high performance and reliability using a generic distributed computing system (Fig. 1b). In this paper, we show that with a task-based distributed futures abstraction, it is possible to: (1) express past optimizations such as push-based shuffle in a few hundred lines of purely application-level Python code, and (2) achieve fine-grained pipelining with downstream operations, such as for distributed training, without modifying the shuffle system.

What are the common problems encountered by shuffle systems? First, the shuffle system must manage *distributed coordination* between the mappers and reducers, to ensure that each intermediate block is moved to the appropriate reducer. Second, the shuffle system must *manage intermediate blocks* across memory, disk, and network. Finally, the shuffle system must ensure *fault tolerance*, i.e. each record in the input should appear in the output exactly once and failures should impede progress as little as possible.

We propose using the *distributed futures* abstraction to factor out these problems [17, 27, 28]. A distributed future is a first-class reference to a globally shared and immutable address space. To create a distributed future, the application invokes a remote function, or *task*. For example, a mapper could be expressed as a task that returns a list of distributed futures, each representing one intermediate block. Before the value is computed, the application may pass the distributed future as an argument to a subsequent task. The system is then responsible for resolving the task arguments to their physical values once computed, and executing the dependent task.

This API makes it simple to express the various shuffle systems in Figure 1a as application-level programs (Fig. 1b). To coordinate transfers between the mappers and reducers, the application passes the distributed futures returned by map tasks to the appropriate reduce tasks. Block management is handled entirely by the distributed futures system: the application can refer to a block without seeing its physical value or location. Exactly-once semantics is straightforward to achieve because blocks are immutable and task dependencies are fixed. Thus, as in previous DAG-based systems, the application only needs to guarantee that each task’s outputs are computed deterministically from its inputs [6, 12, 30].

However, while distributed futures make it simple to *express* shuffle, it is not yet clear whether these implementations

can achieve state-of-the-art *performance*. Unlike a monolithic shuffle system, which has a notion of a map and a reduce stage and can optimize communication of intermediate blocks accordingly, a distributed futures system is generic and must execute work at the unit of a function call. Indeed, while the system Dask currently uses distributed futures to implement sort, the authors recently prototyped a shuffle implementation that in effect bypasses the Dask distributed futures backend because of performance limitations [13].

We identify the components of a distributed futures implementation that are necessary for shuffle performance and reliability. First, for coordination, we use a *shared-memory object store* that acts as an intermediary between the map and reduce tasks: map tasks store their outputs in the object store and reduce tasks retrieve their arguments from the object store. Second, for block management, the system orchestrates transparent data movement between the object store and local disk and across the network, to fulfill the task dependencies specified by the application. The system also implements timely garbage collection to ensure object store availability. Finally, for fault tolerance, the system uses lineage reconstruction to ensure that each object is reachable.

Thus, we present Exoshuffle, a flexible shuffle system that recasts past work in shuffle systems as distributed futures applications. We built Exoshuffle on Ray, a distributed futures system for Python [16, 28]. To meet the demands of large-scale shuffle, we extended Ray with automatic memory management of the object store and high-throughput spilling to disk (§4). We show that the Exoshuffle implementations of previous shuffle strategies match the performance characteristics of their monolithic counterparts. We also ran a 100 TB TeraSort benchmark on a cluster of 100 nodes and found that Exoshuffle outperformed Spark and reached 82% of theoretical performance. Finally, we show that Exoshuffle can easily integrate with applications such as distributed model training using distributed futures as a common interface, improving latency to the first result by 30%.

In summary, our contributions are:

- Identifying the common components of shuffle systems that can be factored out into distributed futures (§2).
- Showing how optimizations from previous monolithic shuffle systems can be expressed as applications (§3).
- Designing and building a distributed futures system that can execute a large-scale application-level shuffle of 100TB, on 100 nodes (§4, §5).

## 2 Background

Why is large-scale shuffle a challenging operation? In a MapReduce operation with  $M$  map tasks and  $R$  reduce tasks, shuffle creates  $M \times R$  intermediate blocks (Fig. 2a). For example, a 100 TB dataset with 2 GB partitions would result in 250 million blocks of 40 KB each. Each of these must be moved across memory, disk, and network at least once. This creates two challenges: (1) I/O efficiency as the scale grows larger

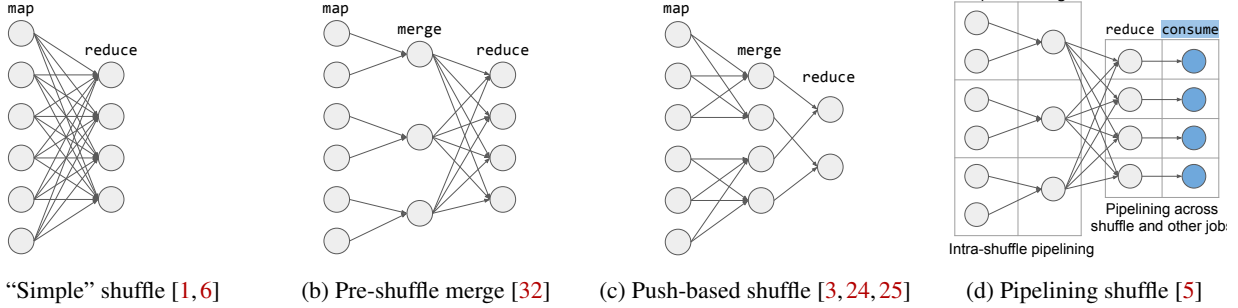


Figure 2: Shuffle algorithms in previous monolithic systems. Exoshuffle uses distributed futures to execute these as DAGs.

and the block size grows smaller, and (2) fault tolerance as the size of the cluster and therefore the chance of a node failure increases. We discuss these common challenges in previous shuffle systems to identify the common solution requirements. These will motivate our use of distributed futures in Section 3.

We first consider I/O efficiency. When the total data size exceeds total memory, data must be spilled to persistent storage. Current data warehouses primarily use hard disk drives (HDD), due to cost-effectiveness and longevity compared to SSDs [14]. HDDs can provide at most hundreds of I/O operations per second (IOPS), and have much lower random I/O throughput than sequential I/O. In a naively executed large-scale shuffle (Fig. 2a), the small intermediate blocks create a disk bottleneck. Previous optimizations on reducing I/O overhead fall under two general categories: (1) reducing the number of small and random I/O accesses by adding *coordination* between mappers and reducers to merge intermediate blocks into larger ones [3, 32], and (2) optimizing *block management* to overlap I/O with execution, i.e. pipelining [10, 24].

**Distributed coordination.** First, many shuffle systems merge shuffle blocks into larger ones to increase disk I/O efficiency [3, 10, 24, 32]. For example, Riffle [32] merges map outputs that reside on the same mapper node, reducing the total number of blocks by a constant factor (Fig. 2b). Magnet [24] and Cosco [3] merge map outputs from different mapper nodes before the final reduce stage (Fig. 2c). All of these systems require additional *external shuffle services* and protocols to coordinate between the mappers, intermediate mergers, and reducers [3, 24, 29, 32].

Meanwhile, with distributed futures, we can offload coordination between executors to the underlying system. The shuffle application uses distributed futures to express the optimizations studied in previous shuffle systems as task DAGs. For example, it can express Figures 2b and 2c by passing the distributed futures returned by a map task to an intermediate merge task, then passing those outputs to a final reduce task (§3). The system is then responsible for fulfilling the dependencies in the resulting DAG.

**Pipelining execution.** Achieving high performance in shuffle also requires overlapping network I/O, disk I/O, and execu-

tion. Traditional shuffle is pull-based (Fig. 2a): reduce tasks only pull the shuffle blocks from the map tasks once the map stage is complete, which limits pipelining [5].

A common solution for pipelining execution and disk I/O is to increase task parallelism, allowing one task to write to disk while another executes [24]. To pipeline network I/O, some systems use push-based shuffle [3, 9, 24, 25]. In this scheme, mappers push their outputs immediately to the reducers, where they can be partially merged on disk before the final reduce stage (Fig. 2c). Such pipelining is also valuable for overlapping shuffle tasks with other workloads [5], as shown in Figure 2d.

All of these solutions can be considered different optimizations within block management. Thus, rather than reimplement them manually with each new shuffle system, we propose using distributed futures as a common interface for block management. Each distributed future represents a block, whose value may be pending computation, stored in memory, stored on disk, in the network, or any combination of the above. These decisions are left to the system, allowing it to pipeline block movement across resources within a shuffle job (Fig. 2d). Furthermore, the use of distributed futures as a common interface enables interoperability with any other job that can consume a distributed future (Fig. 2d).

**Handling executor and network failures.** Shuffle is an all-to-all communication, making connection and transfer failures between mappers and reducers inevitable as the cluster size grows. Moreover, if a map executor process dies, e.g., due to memory pressure, the reduce tasks will not be able to fetch their inputs, even if the results are still on the mapper’s disk. In addition to minimizing interruptions from failure, the shuffle system must also guarantee consistency, i.e., that each record in the input appears exactly once in the output.

Current state-of-the-art shuffle systems run an external shuffle service to minimize interruptions upon map executor failures [24, 29]. The external service manages on-disk block metadata, decoupling the lifetime of executor processes from the lifetime of shuffle blocks. Shuffle systems additionally use custom techniques to ensure exactly-once semantics. Magnet, for example, uses best-effort semantics to merge intermediate

outputs, then falls back to reducing map outputs directly upon failure [24]. Cosco uses a combination of replication and deduplication [3].

We show how these properties can be provided by a distributed futures system. First, similar to an external shuffle service, a distributed object store decouples the lifetimes of intermediate blocks and individual executors. Second, in the case of an object store failure, the system can minimize interruptions by using *lineage reconstruction*, i.e. re-executing the DAG that created the lost object. These techniques are well-studied in previous work on DAG-based execution frameworks [6, 12, 28, 30]. Lineage reconstruction makes it simple to guarantee exactly-once semantics because objects are immutable and task dependencies are fixed. As long as the application can make each task deterministic and side effect-free, each input record will appear in the output exactly once. Thus, we show that with generic per-block fault tolerance, we can achieve the same degree of fault tolerance as previous systems with manual recovery techniques.

### 3 Shuffle With Distributed Futures

#### 3.1 Distributed Futures

We show that shuffle coordination, block management, and fault tolerance can be factored out into a common generic system for distributed memory management, much like RPC factors out remote task execution. For this purpose, we use the *distributed futures* API [17, 27, 28], an extension of RPC that provides automatic memory management for a shared and immutable address space.

In this API, a program can invoke methods, known as *tasks*, that execute and return data on a remote node. When calling a remote function, instead of receiving the function’s return value directly, the caller receives a distributed future that represents the *eventual* return value. In addition, the future is “distributed” because the return value may be stored anywhere in the cluster, e.g., at the node where the function executed. This allows us to avoid copying RPC return values back to the caller, which can become a bottleneck for large data.

The caller can then resolve the value of the distributed future in two ways. It can get the value of the distributed future using a `get` call, which fetches the value to the caller’s local memory. It can also pass the distributed future as an argument to another remote function. In this case, the system ensures that the dependent task does not run until all of its arguments are computed and local to the executor. Note that the caller can specify such dependencies before the value has been computed and that the caller never sees the physical values. This gives the system control over parallelism and data movement, e.g., pipelining task execution with dependency fetching for other tasks, and allows the caller to manipulate data larger than local memory.

In the following sections, we show how these semantics can be used to express many of the optimizations explored by

previous shuffle systems in just a few lines of code. For illustration purposes, we use the distributed futures API adopted by Ray [16], a popular distributed futures system for Python. Remote functions are distinguished by a `@ray.remote` annotation, and tasks are invoked using the `.remote()` operator. `ray.get` is used to fetch the return value of a function locally. We also use `ray.wait` to wait for tasks to complete without having to fetch the return values locally. Finally, we use the `del` operation in Python to delete distributed futures that we no longer need, indicating to the system that it is safe to garbage-collect the values.

#### 3.2 Shuffle at the Application Level

We discuss the shuffle strategies used in previous monolithic systems (Fig. 2) and demonstrate how they can be implemented as application-level programs using Ray’s distributed futures API.

##### 3.2.1 Simple Shuffle

Listing 1 shows a straightforward implementation of the MapReduce paradigm illustrated in Figure 2a.

---

```
@ray.remote(num_returns=R)
def map(m):
    data = load_partition(m)
    return [data[s:e] for s, e in sort_and_partition(data, R)]

@ray.remote
def reduce(blocks):
    return merge_sorted(blocks)

def shuffle(M, R):
    map_out = [map.remote(m) for m in range(M)]
    return [reduce.remote(map_out[:,r]) for r in range(R)]
```

---

Listing 1: “Simple” shuffle.

The code in Listing 1 assumes a few pre-defined constants and functions:

- `M`, denoting the number of map tasks;
- `R`, denoting the number of reduce tasks;
- `load_partition`, a function that takes a partition ID and loads a data partition from a data source such as AWS S3. Locality constraints can be specified using resource requirements of the task.
- `sort_and_partition`, a function that sorts the data and returns a list of indices  $\{(s_i, e_i)\}_1^R$  such that `datasi:ei` should be sent to reducer `i`;
- `merge_sorted`, a function that merges many sorted blocks in the same data range into one output partition.

The two highlighted lines produce the task graph shown in Figure 2a. Note that the `.remote()` calls are non-blocking, so the entire task graph can be submitted to the system without waiting for any one task to complete.

This is effectively *pull-based shuffle*, in which shuffle blocks are *pulled* from the map workers as reduce tasks progress. Assuming a fixed partition size, the total number



of shuffle blocks will grow quadratically with the total data size (Fig. 2a). Thus, this strategy is well known to suffer from the problem of I/O efficiency and per-block metadata overhead. Section 5.2 shows empirical evidence of this problem: as the number of shuffle blocks increases, the performance of the naive shuffle implementation drops due to decreased I/O efficiency. Previous work [3, 24, 32] have proposed solutions to this problem, which we will study and compare next.

### 3.2.2 Pre-shuffle Merge

Riffle [32] is a specialized shuffle system built for Spark. Its key optimization is merging small map output blocks into larger blocks, thereby converting small, random disk I/O into large, sequential I/O before shuffling over the network to the reducers. The merging factor  $F$  is either pre-configured, or dynamically decided based on a block size threshold. During execution, as soon as  $F$  map tasks finish on an executor node, their output blocks ( $F \times R$ ) are merged into  $R$  blocks, each consisting of  $F$  blocks of data from the map tasks. This strategy, illustrated in Figure 2b, is shown as a distributed futures program in Listing 2 (shuffle\_riffle). The code additionally assumes  $F$  to be the pre-defined merge factor.

---

```
@ray.remote(num_returns=R)
def merge(blocks):
    return [merge_sorted(blocks[:, i]) for i in range(R)]

def shuffle_riffle(M, R, F):
    map_out = [map.remote(m) for m in range(M)]
    merge_out = [merge.remote(map_out[i:F:(i+1)*F, :])
                  for i in range(M / F)]
    # Shuffle happens here.
    return [reduce.remote(merge_out[:, r]) for r in range(R)]

def shuffle_magnet(M, R, F):
    map_out = [map.remote(m) for m in range(M)]
    # Shuffle happens here.
    merge_out = [[merge.remote(map_out[i:F:(i+1)*F, r])
                  for i in range(M / F)] for r in range(R)]
    return [reduce.remote(merge_out[:, r]) for r in range(R)]
```

---

Listing 2: Riffle- and Magnet-style shuffle implementations.

The key design of Riffle is merging map blocks locally first before they are pulled by the reducers. This is implemented in the highlighted lines. The merge function reduces a  $F \times R$  array of blocks into a  $F$  merged blocks. For simplicity, the code assumes that the first  $F$  map tasks are scheduled on node 1, the next  $F$  map tasks on node 2, etc. In reality, the locality can be determined using scheduling placement hints and/or runtime introspection (§4.1.1). Section 5.2 shows that this implementation of Riffle-style shuffle improves the job completion time over simple shuffle.

### 3.2.3 Push-based Shuffle

Push-based shuffle (Fig. 2c) is an optimization in shuffle blocks are pushed to the reducer nodes as soon as they are computed, rather than pulled to the reducer when they are

required. Magnet [24] is a specialized shuffle service for Spark that performs this optimization by merging intermediate blocks on the reducer node before the final reduce stage. This improves I/O efficiency and locality for the final reduce tasks. shuffle\_magnet in Listing 2 implements this design.

### 3.3 Pipelining

The key aspect to achieving high performance shuffle is ensuring high utilization of all system components: CPU, memory, disk and network. This can be done by pipelining the tasks such that when one part of the system is busy (e.g. CPU is sorting and data is in memory), another part of the system could do work for another round of tasks (e.g. writing output to disk). While the distributed futures system implements some pipelining (§4.2), the application can also give hints to the system by limiting which tasks are allowed to execute concurrently.

In Exoshuffle, the intra-shuffle pipelining shown in Figure 2d can be expressed at the application level by scheduling tasks in rounds, as shown in Listing 3.

---

```
merge_out = []
out = [] # output from one round of merge tasks
for round in range(M / P):
    map_out = [map.remote(m) for m in range(P)]
    ray.wait(out)
    out = ... # can be either Riffle- or Magnet-style merge
    merge_out.extend(out)
del map_out
```

---

Listing 3: Pipelined scheduling of map and merge tasks.

The code skeleton in Listing 3 works for both the Riffle- and Magnet-style shuffle algorithms in Listing 2. Map and merge tasks are scheduled in *rounds* according to the task parallelism  $P$ . At round  $i$ , the application will:

1. Submit the  $i$ -th round of map tasks.
2. Block until the last round of merge tasks finish.
3. Submit  $i$ -th round of merge tasks to consume the  $i$ -th round of map tasks' outputs.
4. Delete the  $i$ -th round of map tasks' outputs.

The first three steps ensure that there is at most one round of merge tasks and one round of map tasks that can execute concurrently. Because merge tasks consume the outputs of map tasks, this ensures that the producers will not outpace the consumers.

The fourth step acts as a hint to the system that the map outputs can be garbage-collected as soon as their consumers (the merge tasks) complete. This also shows how Exoshuffle can be used to reduce *write amplification*, similar to the system Cosco. Cosco [3] is a shuffle service designed for disaggregated storage architecture that uses an intermediate merge similar to Figure 2c. Besides the difference in block storage, Cosco also features the reduction of write amplification—in Riffle and Magnet, each map output block is written to disk once when it is created, then once more when it is merged,

and one more time in the reducer output, causing a  $3\times$  write amplification [3]. Cosco reduces the write amplification factor to  $2\times$  by creating the shuffle blocks in memory and only spilling the merge outputs to disk.

In Exoshuffle, the application achieves this by choosing  $P$  such that the outputs produced by  $P$  concurrent map tasks will not exceed in-memory object store capacity. In combination with timely garbage collection (§4.1.1), this avoids the initial write to disk when a map output block is created. The tradeoff is that since the system deletes all copies of the intermediate map outputs, we will also need to re-execute all previous map tasks in case of a failure. In contrast, the Riffle- and Magnet-style (Listing 2) programs both keep all distributed futures in scope, meaning that the system will keep copies of all the intermediate blocks. This can be expressed at the application level by replacing step 4 with a line that keeps all map outputs in scope, e.g., `all_map_outs.append(map_out)`.

### 3.4 Fault Tolerance

Failures in distributed systems happen for a multitude of reasons, including network failures, machine failures and process restarts. In shuffle systems, network failures can (1) prevent workers from sending or fetching shuffle blocks. Machine failures and process restarts can further (2) result in data loss and (3) require in-progress tasks to be re-executed.

In Section 4.3, we discuss how the distributed futures system can tolerate and transparently recover from these failures on behalf of the application. The main requirement from the application is that each remote function defined by the application is idempotent and side effect-free. Also, note that while the task graph is generated dynamically, the arguments to each individual task are immutable, as the distributed futures that the task depends on must be specified at invocation time. This prevents consistency problems in cases where the system must retry a task or object transfer.

### 3.5 Straggler Mitigation

Stragglers are tasks that take longer to finish than most other tasks. If not properly handled, they significantly delay the job completion time. Data skew is a related problem, where data is unevenly distributed, causing some reduce tasks to receive more work than others and become stragglers.

One way to handle stragglers is through *speculative execution*. Tasks that are suspected to be stragglers can be duplicated, and the system chooses whichever result is available first. This can be accomplished with distributed futures using the `ray.wait` primitive (Listing 4).

Shuffle services including Riffle and Magnet also implement “best-effort merge”, where a timeout can be set on the shuffle and merge phase [24, 32]. If some merge tasks are cancelled due to timeout, the original map output blocks will be fetched instead. This ensures straggler merge tasks will not block the progress of the entire system.

Best-effort merge can be implemented in Exoshuffle as

---

```
map_out = ...
_, timeout_tasks = ray.wait(map_out, timeout=TIMEOUT)
duplicates = []
for task in timeout_tasks:
    duplicates.append(map.remote(task.args))
for t1, t2 in zip(timeout_tasks, duplicates):
    t, _ = ray.wait([t1, t2], num_returns=1)
    map_out[t1.id] = t
```

---

Listing 4: Mitigating stragglers with speculative execution.

shown in Listing 5 using an additional `ray.cancel()` API which cancels the execution of a task. The cancelled task’s input, which are the original map output blocks, will then be directly passed to the reducers. This way, the task graph is dynamically constructed as the program runs, adapting to run-time conditions while still enjoying the benefits of transparent fault tolerance provided by the system.

---

```
map_out = ...
merge_out = ...
_, timeout_tasks = ray.wait(merge_out, timeout=TIMEOUT)
for task in timeout_tasks:
    ray.cancel(task)
    merge_out[task.id] = task.args
out = [reduce.remote(merge_out[:, r]) for r in range(R)]
ray.wait(out)
```

---

Listing 5: Mitigating stragglers via task cancellation.

## 3.6 Application Interoperability

A major benefit of Exoshuffle is that since shuffle is implemented at the application level, it can easily interoperate with other non-shuffle applications. In this section, we demonstrate two example applications in which pipelining shuffle with other applications (Fig. 2d) can improve end-to-end job performance.

### 3.6.1 Online Aggregation: Streaming Shuffle

Online aggregation [11] is an interactive query processing mode where partial results are returned to the user as soon as some data is processed, and are refined as progress continues. While a useful interaction mode, it is non-trivial to implement in MapReduce systems due to their batch processing nature. Past work made in-depth modifications to Hadoop MapReduce and Spark to support online aggregation [5, 31].

Online aggregation is straightforward to implement in Exoshuffle because it does not require modifying the underlying distributed futures system. Listing 6 shows an example of a word count program modified for online aggregation. The driver fetches reduce results as they become available, enabling the program to produce a top-K estimate as soon as the first reduce tasks finish.

```

out = shuffle(...)
results = []
while len(out) > 0:
    ready, out = ray.wait(out, num_returns=10)
    results = ray.get(ready)
    for word, cnt in results:
        heappush(results, (cnt, word))
    print(f"Top_{K}:", results[-K])

```

Listing 6: Shuffle pipelined with online aggregation.

### 3.6.2 Shuffling Data Loader for Distributed Machine Learning Training

In distributed machine learning training, training data is partitioned and stored on each training node. At every epoch, training data is randomly shuffled across all nodes before it is loaded into distributed GPUs. Shuffling the training data is important for de-correlating training samples, preventing overfitting, and improving convergence [15]. This is straightforward to implement using distributed futures, as shown in Listing 7. Note that we use Ray *actors*, or stateful workers, to hold the state for each model replica.

```

trainers = [Trainer.remote() for _ in range(W)]
for i in range(num_iterations):
    shuffle_out = shuffle(...)
    for j, data in enumerate(shuffle_out):
        trainers[j % W].train.remote(data)

```

Listing 7: Implementation of a shuffling data loader for distributed machine learning training.

By pipelining reducer outputs from the shuffle routines shown in Listings 1 and 2 directly into the ML trainers, model training can start as soon as the first batch of data arrives, and data can be transferred entirely in-memory. Furthermore, tasks in the shuffle routine can be pipelined with the `Trainer.train` tasks. This is again non-trivial to achieve in traditional batch processing systems such as Spark, which only provides *synchronous* semantics for shuffle and high-level APIs for dataset manipulation (Fig. 3). We evaluate the benefits of this fine-grained pipelining in Section 5.5 and show that the latency to the first batch of results can be reduced by 30%.

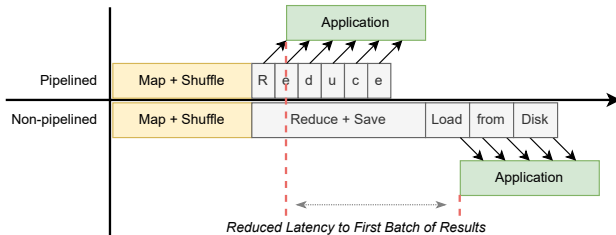


Figure 3: Shuffle pipelined with distributed ML training.

## 4 System Architecture

In this section, we identify important facilities provided by the underlying distributed futures implementation that contribute to efficient shuffle performance. We emphasize that none of these features are specific to shuffle. Compared to previous versions of Ray, we discuss the additions of object spilling and pipelining, both critical to shuffle performance. Section 5 further studies the impact of these features.

### 4.1 Coordination: The Distributed Object Store

Previous shuffle systems implement distributed coordination via an *external shuffle service* (ESS), a specialized process deployed to each node that orchestrates block transfers (Fig. 4a). This process is external to the executors, decoupling block transfers from map and reduce task execution. In Exoshuffle, we replace this service with a generic per-node manager (NodeManager) that is responsible for local resources, including memory management of the local object store, and resolving any distributed future arguments of locally queued tasks (Fig. 4b).

Here, we explain the API and system-level components necessary for application-level distributed coordination.

#### 4.1.1 First-class Object References

Distributed futures act as first-class references to objects returned by map and reduce tasks. Exoshuffle uses these references to coordinate data movement between nodes without having to explicitly manage it themselves. The API includes the following features:

- **Multiple Returns:** The ability to pass only a portion of a task’s output to a child task, analogous to a function returning a vector of values. This is needed to efficiently express the 1:n dependency between shuffle map and reduce tasks, even in the most naive implementation.
- **Runtime Introspection:** The ability to dynamically inspect the status and data location(s) of object references. To implement early-merge optimizations as proposed by Riffle, Exoshuffle must get the locations of the output references produced by the map tasks. Merge tasks are then created and assigned input block references dynamically based on the runtime locality information of the map task outputs. Straggler mitigation requires knowing which objects are still pending computation.

#### 4.1.2 Shared-memory Object Store

Each NodeManager hosts a shared-memory object store that is shared by all executors on that node. This decouples executors from blocks: once a task’s outputs are stored in its local object store, the NodeManager becomes responsible for the block. This keeps executors stateless and allows them to execute other tasks or exit safely while the NodeManager coordinates block movement.

Using a shared-memory object store has several implications for memory usage. First, by using shared memory, Ray

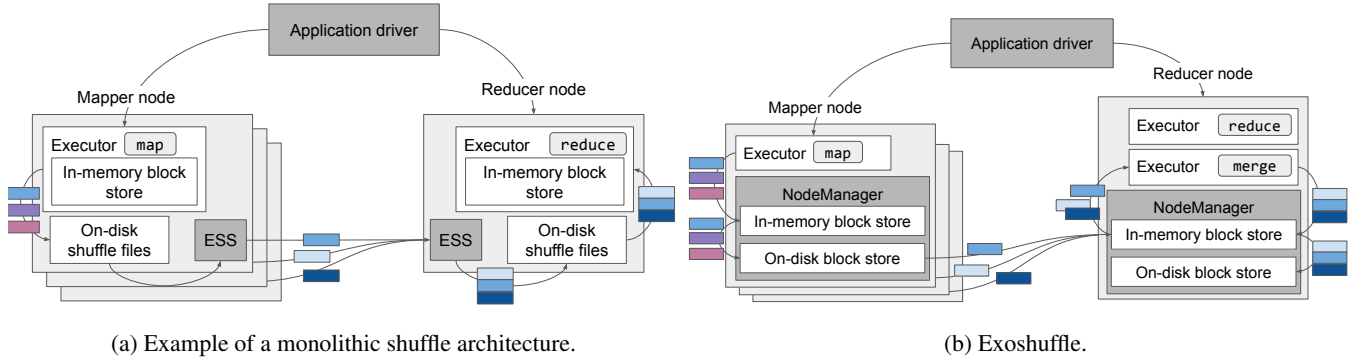


Figure 4: Comparing a monolithic vs. application-level shuffle architecture. (a) implements all coordination and block management through an external shuffle service (ESS) on each node, in this case implementing the Magnet shuffle strategy [24]. (b) shows the same shuffle strategy but implemented as an application on a generic distributed futures system.

enables *zero-copy* reads of object data on the same node [16], minimizing the added memory pressure and CPU time spent copying data between merge executors. Second, since blocks are immutable, they cannot be read until they are fully created. Thus, when the mapper node copies the blocks from its local object store to local disk in Figure 4b, the spilled objects must fit in memory. This is a current limitation in Ray that we plan to address in future work (§7).

#### 4.1.3 Task Scheduling

Achieving high throughput in shuffle requires a high level of task parallelism and the ability to load-balance evenly across the cluster, to mitigate the possibility of stragglers. In addition, some shuffle strategies, such as push-based shuffle and pre-shuffle merge (§3.6), require data locality to ensure that only local map outputs are merged together.

Due to limitations in the current Ray scheduler, we currently implement load-balancing at the application level, by using a round-robin policy to place tasks. Ray supports this by deploying each NodeManager with a unique node ID, which can be specified at task invocation time to pin a task to that node. We implement data locality within Ray by having the driver compute the best NodeManager for a task, based on the sizes and locations of its distributed future arguments. If the task has no arguments, then the driver picks a NodeManager that has enough resources available to run the task.

## 4.2 Block Management

Monolithic shuffle systems tend to use an external shuffle service or the map and reduce executors to transfer blocks (Fig. 4a). In Exoshuffle, the distributed futures NodeManager (Fig. 4b) is wholly responsible for block management, including object creation, transfer, and movement between memory and disk. Here we describe the memory management subsystem of Ray, including extensions that we made as a part of this work (§§4.2.2 and 4.2.3).

### 4.2.1 Reference Counting

We reuse the design described in [28]. Any distributed future in reference is guaranteed to be pending creation, i.e. its creating task is scheduled, or to have at least one copy available in the cluster. If the distributed future is passed to another task that is scheduled on a remote node, the remote NodeManager copies the dependencies to its local object store (Fig. 4b). Once the distributed future goes out of scope, the system garbage-collects all copies of the object, including any copies created during spilling or during task dependency fetching. Automatic reference counting of objects enables intermediate shuffle outputs to be freed as soon as the dependent merge or reduce task is finished, reducing the amount of data that needs to be spilled to disk (§3.3).

### 4.2.2 Object Allocation and Pipelining

There are two categories of object memory allocations in Exoshuffle: new objects created for task returns (e.g., map task outputs), and copies of objects fetched as task arguments (e.g., shuffle task inputs). The memory subsystem queues and prioritizes object allocations to ensure forward progress while keeping memory usage bounded.

All memory allocations in a Ray node go into an allocation queue for fulfillment. If there is spare memory, the allocation is fulfilled immediately. If insufficient memory is available, requests are queued until the spilling or garbage-collection subsystems can free up enough memory. Requests for task returns are prioritized, since finishing a task can free up the memory of its inputs. In rare scenarios where insufficient memory is available to make any forward progress, Ray will fallback to allocating task output objects on the filesystem rather than deadlocking.

Ray also leverages its object allocation queue to enable pipelined fetches of task arguments over the network (e.g., prefetching reduce task inputs). This is done by the NodeManager simply fetching the arguments of all locally queued



tasks when memory is available. Since task arguments have the lowest allocation priority of all objects, only spare node memory is used to prefetch objects.

### 4.2.3 Object Spilling

Object spilling is transparent. Whenever the memory allocation subsystem has queued allocation requests, the spilling subsystem of Ray will try to migrate referenced objects to disk to free up memory. Only objects that are not actively in use by a local executor are considered for spilling. When a spilled object’s data is required locally for a task, it will be moved back into memory using the same process as normal object allocation. When requested by a remote node, the spilled object is streamed directly from disk across the network to the remote NodeManager.

As optimizations, small objects are coalesced into larger files (minimum 100 MB by default) prior to writing to the filesystem. Objects that have multiple copies in the cluster may be evicted from memory immediately without first writing their data to disk. Finally, we allow a configurable threshold for object store utilization (80% by default) before triggering spilling, even if there are no queued allocation requests. This improves pipelining disk I/O and task execution by minimizing pauses due to object spilling.

### 4.3 Fault Tolerance

Previous monolithic shuffle systems often use lineage reconstruction to recover from failures [6, 30]. Similarly, we rely on previous work in lineage reconstruction for distributed futures to recover objects lost due to node failure [28]. In Ray, the application driver stores the object lineage and resubmits tasks as needed upon failure. Since Exoshuffle implements shuffle at the application level, this process is transparent to Exoshuffle.

Executor process failures are much more common than node failures. If these failures occur often enough, and reconstruction is required each time an executor fails, it can impede progress [24, 29]. Thus, many previous shuffle systems use an external shuffle service to ensure map output availability in the case of executor failures or GC pauses. Similarly, in Exoshuffle, executor process failures don’t result in the loss of created objects because each object store is run inside the NodeManager as a separate process. Again, because Exoshuffle implements shuffle at the application level, executor failures are transparent, as Ray automatically retries failed tasks.

Previous shuffle systems that extend the simple shuffle described in Section 3.6 with additional protocols must also implement additional mechanisms to ensure fault tolerance. For example, if an intermediate merge fails in Magnet, rather than risk a potential inconsistency due to duplicate data being merged, the external shuffle service falls back to pull-based shuffle of the map outputs (Fig. 4a). On the other hand, Cosco automatically retries merges and then deduplicates the final

data [3]. Distributed futures prevent such inconsistencies from occurring by requiring objects to be immutable and task dependencies to be fixed.

Finally, certain optimizations can reduce the chance of a data loss. For example, the shuffle system can use in-memory [3] or on-disk [24] replication of intermediate blocks to guard against single node failures. As described in Section 4.2, Ray spills objects to disk and copies arguments to remote nodes where they are needed, which also results in multiple copies as long as the object is in scope. The application can also disable this optimization by deleting its references to the object (§3.3). In the future, we could allow the application to more finely tune the number of replicas kept, e.g., by passing this as a parameter during task invocation.

## 5 Evaluation

We evaluate Exoshuffle and show that:

- Exoshuffle implementations of Riffle-, Magnet- and Cosco-style shuffle (§3.2) on Ray match the characteristics of the corresponding specialized shuffle systems. Specifically,
  - They improve performance over a simple shuffle as the number of partitions increases.
  - They can tolerate and quickly recover from network and node failures.
- Exoshuffle outperforms Spark and reaches 82% theoretical performance on a 100 TB sort benchmark on a cluster of 100 nodes.
- Exoshuffle can easily interoperate with other applications through fine-grained pipelining, reducing the latency to first results by 30%.

### 5.1 Evaluation Setup

**System setup.** We use AWS Elastic Compute Cloud (EC2) for all benchmarks. We use r6i.2xlarge Ubuntu Linux VMs, each with 8 vCPUs and 64 GiB memory. Each node is attached with a 1 TB gp3 “General Purpose SSD” volume with 3000 IOPS and 315 MB/s throughput. The baseline network bandwidth is 3.125 Gbps between nodes, burstable to 12.5 Gbps.

**Workload.** We use the Sort Benchmark (also known as TeraSort, CloudSort [23]). This benchmark requires sorting a synthetic dataset of configurable size, consisting of 100-byte records with 10-byte keys. We choose this workload because it is designed to test raw shuffle system performance.

### Compared systems

- Exoshuffle. We run Exoshuffle on Ray 1.10.0. We compare the following application-level variants:
  - Ray-simple, a pull-based shuffle (§3.2.1).
  - Ray-Riffle, a pull-based shuffle with pre-shuffle merge, similar to that in Riffle (§3.2.2).
  - Ray-Magnet, a push-based shuffle similar to that in Magnet (§3.2.3).
  - Ray-Cosco, a push-based shuffle based on Ray-Magnet optimized to reduce write amplification (§3.3).

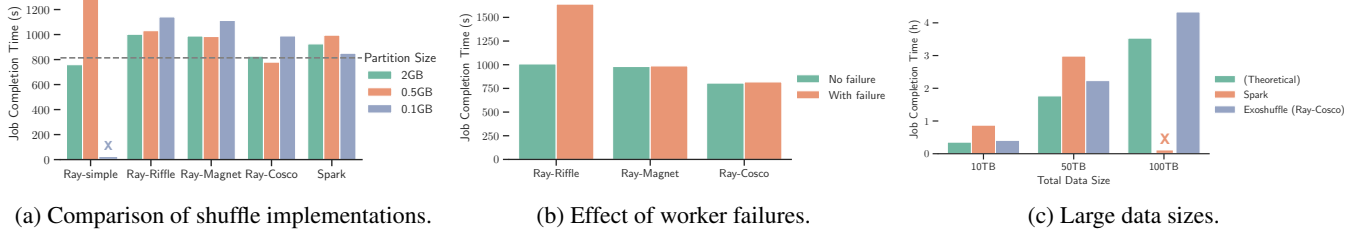


Figure 5: Comparing job completion times (lower is better). The dashed line in (a) indicates the theoretical baseline. In (b), with failures, a worker node, including its local object store and executors, is failed and restarted 45s after the start.

- Spark. We run the latest version Spark 3.2.0 on Hadoop 3.3 and use the default pull-based shuffle as a baseline. We also test Spark’s push-based shuffle (“Spark-Magnet”). We disable compression of map output files according to the rules of TeraSort. This also allows for apples-to-apples comparison in terms of total bytes of disk I/O.
- Theoretical baseline. We can calculate the theoretical optimal job completion time assuming disk I/O is the system bottleneck:  $T = 4D/B$ , where  $D$  is the total data size and  $B$  is the aggregate disk bandwidth of the cluster.  $D$  is multiplied by 4 because each datum needs to be read twice and written twice, a theoretical minimum for external sort [21].

## 5.2 Comparing Shuffle Implementations

We compare the performance of different shuffle implementations on a 512 GB TeraSort benchmark with varying partition sizes and a cluster of 8 nodes. The results are in Figure 5a. The dashed line shows the theoretical fastest runtime for a disk I/O-bound shuffle. Ray-Simple cannot run at a partition size of 0.1 GB because the combined metadata for the shuffle blocks (26M) exceeds the driver memory limit. Ray-Riffle and Ray-Magnet, both of which write intermediate results to disk, are slightly slower than the theoretical bound because of write amplification. Ray-Cosco avoids write amplification and is sometimes faster than the theoretical bound; this is because the AWS EBS disk throughput sometimes goes slightly over the allocated 315 MB/s (this happened across all implementations). In all cases, the application-level shuffle implementation on Ray matched or slightly outperformed Spark’s native shuffle, except for the 0.1 GB partitions.

**Performance on HDD.** We also ran an HDD cluster setup using sc1 “Cold HDD” volumes, which give better cost-per-byte than SSDs. Each volume supports up to 250 IOPS and 100–200 MB/s throughput depending on AWS “burst throughput credits”. Our results on HDD confirm the previous results from Magnet: push-based shuffle variants outperform pull-based shuffle by  $2\times$  in both Exoshuffle and Spark. We were also able to show that Spark-Magnet outperforms default Spark by 70% thanks to push-based shuffle saving disk I/O.

System	LoC (Java/Scala)	Exoshuffle LoC (Python)
Riffle <sup>1</sup>	4000	<b>356</b>
Magnet <sup>2</sup>	6715	<b>348</b>
Spark <sup>3</sup>	2646	<b>307</b>

Table 1: Approximate lines of code (LoC) for shuffle systems.

**Performance on NVMe SSD.** To test a high-performance scenario, we ran a cluster of  $8 \times$  i3.2xlarge VMs, each with 8 vCPU cores and 61 GiB memory, and directly attached with a 1.9 TB NVMe SSD supporting 720 MB/s throughput and 180,000 write IOPS. In this cluster we observed similar performance trends as in Figure 5a, except that all variants were at least 15% slower than the theoretical baseline, since disk IOPS was likely no longer a bottleneck compared to CPU time and network I/O.

**Implementation complexity.** Table 1 compares the approximate numbers of lines of code needed to implement different shuffle systems, as well as their corresponding variants in Exoshuffle. Compared with specialized shuffle systems which are implemented in thousands of lines of low-level code, Exoshuffle can implement the corresponding shuffle algorithms in only hundreds of lines of Python code, by leveraging features in a distributed futures system.

## 5.3 Fault Tolerance

Figure 5b shows the runtime for Ray-Riffle, Ray-Magnet, and Ray-Cosco with failure recovery. We ran these experiments on 8 nodes with a data size of 512 GB, with 2 GB partitions. For each with-failure run, we failed and restarted a random worker node (a NodeManager, §4) 45s after the start. Note that this shows both executor failure and data loss, as the worker’s local object store is also failed. In all cases, we rely on the distributed futures system to re-execute any lost tasks and to reconstruct any lost objects. Currently, our distributed futures implementation does not reload objects that were spilled to disk upon NodeManager restart, so these also require reconstruction.

<sup>1</sup>Reported by Zhang et al. [32]

<sup>2</sup>Total added lines in <https://github.com/apache/spark/pull/29808/files>

<sup>3</sup>Total lines of code in <https://github.com/apache/spark/blob/master/core/src/main/scala/org/apache/spark/shuffle/>

Lineage reconstruction minimizes interruption time during worker failures. Ray-Magnet and Ray-Cosco have small overheads for failure recovery (about 1% longer runtime). Ray-Riffle has to re-execute more tasks because the map-side merge means that more task outputs are lost upon worker failure. In theory, Ray-Riffle’s failure overhead should be no higher than 45s; we believe that the unexpectedly high recovery overhead (about 62%) is due to a performance bug in Ray’s underlying lineage reconstruction system.

## 5.4 Large-Scale Shuffle

To test performance at large scale, we also ran the Sort Benchmark at 10 TB, 50 TB and 100 TB with 2 GB input partitions (5K, 25K and 50K partitions, respectively). We used a cluster of 100 nodes with the same node configurations as in Section 5.2.

For Exoshuffle, we used the Ray-Cosco variant since it performed best on 512 GB. For Spark, we ran the native shuffle. We ran Spark with compression on because disabling it caused Spark to crash on this scale. We also ran Spark-Magnet, the push-based shuffle implementation introduced in version 3.2.0, but did not find it to be faster than the native shuffle on our SSD cluster configuration.

Figure 5c shows the results. Spark could not finish the 100TB run due to repeated task failures. On smaller data sizes, Exoshuffle outperforms Spark’s native shuffle, despite the fact that Spark’s compression reduces total disk I/O by 60%. Across data sizes, Exoshuffle reaches at least 82% of the theoretical maximum performance. We believe this gap is due to write amplification, which Ray-Cosco reduces but does not eliminate. Thus, Exoshuffle is able to achieve high performance at large scale with an application-level shuffle.

## 5.5 Pipelining Shuffle with Other Applications

Section 3.6 describes two examples of applications that benefit from fine-grained pipelining of shuffle results. We evaluated this benefit by plotting the timestamps at which the reducers produce output (256 GB dataset with 100 byte records). Because each reducer’s output is referenced by a distinct distributed future, this represents the earliest time that the driver or another task could consume each value. As shown in Figure 6, the first batch of reduce results arrive with a 30% lower latency than the non-pipelined version, where all results are returned at the same time. After the first result, the average throughput is ~30M records/s. Note that with distributed futures, these results can also be passed through shared memory, via the distributed object store, whereas most monolithic shuffle systems must first write their output to persistent storage.

## 5.6 Microbenchmarks

We motivate the design and implementation of Ray as a distributed futures system for application-level shuffle.

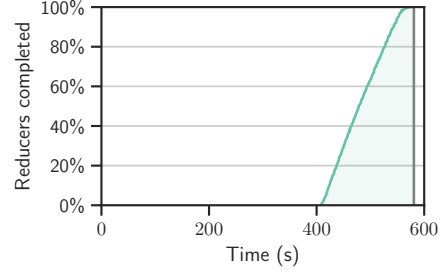


Figure 6: Percentage of reducers output versus time. The first reduce result is available 30% earlier than job completion.

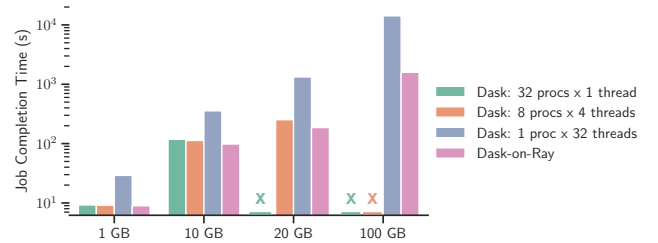


Figure 7: Comparing Dask and Ray: Job completion time (log-scale) for shuffling various dataset sizes. Adapted from [26].

### 5.6.1 Shuffle on Distributed Futures Systems

We examine the use of a distributed shared-memory object store that decouples objects from executors by comparing Dask and Ray. Dask and Ray are both distributed futures systems that use a task graph abstraction to implement shuffle, but they differ in architecture. Ray uses a shared-memory object store that is shared by multiple executor processes on the same node (§4.1). Dask, on the other hand, requires the user to choose between multiprocessing and multithreading. Multithreaded Dask runs multiple threads in one worker process which share data in a heap-memory object store. Parallelism is severely limited by the Python Global Interpreter Lock. Dask in multiprocessing mode uses one object store per worker process, so objects must be copied between workers on the same node. Thus, a per-process object store results in either reduced parallelism (multithreading) or high overhead for sharing objects (multiprocessing). It is also less robust as objects are vulnerable to executor failures.

We study these differences here using Dask-on-Ray [26], a plugin that enables users to run Dask task graphs on a Ray backend rather than using the Dask scheduler. Figure 7 shows sort performance (`Dask.dataframe.set_index`) on a single node (32 vCPUs, 244 GB RAM, 100 partitions). For Dask, we vary the number of executor processes and threads to show the tradeoff between memory usage and parallelism. Dask-on-Ray requires no configuration and transparently picks 32 executor processes, 1 per vCPU.

On small data sizes, Dask with multiprocessing achieves about the same performance as Dask-on-Ray, but it is 3×

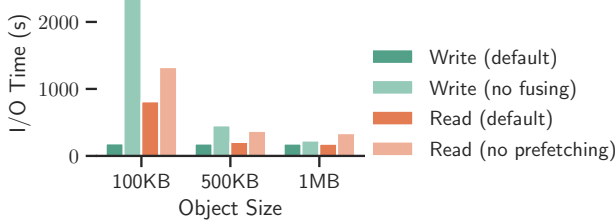


Figure 8: Effect of I/O Optimizations in Ray.

slower with multithreading due to reduced parallelism. On larger data sizes, Dask with multiprocessing fails to complete because of high memory pressure from extra object copies. Meanwhile, Dask-on-Ray achieves consistently lower runtime than Dask with multithreading and completes on all data sizes.

### 5.6.2 I/O Optimizations

Small block sizes and their impact on disk I/O are a common problem in shuffle. Ray implements two system-level optimizations for mitigating the small I/O problem: prefetching task arguments to hide network and disk latency, and fusing writes of spilled objects to avoid small disk I/O. To show the impact of these optimizations, we use a single-node microbenchmark that creates 16 GB total objects into a 1 GB object store, forcing these to spill to disk, then retrieves the objects from disk via consumer tasks. We use object sizes ranging from 100 KB to 1 MB as these are comparable to the shuffle block sizes. We use a sc1 HDD disk since the disk I/O bottleneck is more pronounced on slower storage.

**Fusing writes.** During object spilling, Ray fuses multiple objects and writes them to the same file to reduce small random disk I/O. Objects are fused to meet a minimum size of 100 MB. The total run time stays constant across object sizes with default fusing (Fig. 8). When fusing is off, the run time is 25% slower for 1 MB objects, and up to 12× slower when spilling 100 KB objects.

**Prefetching task arguments.** Ray prefetches task arguments in a pipelined fashion so that arguments are local to a worker by the time the task is assigned (§4.2.2). Figure 8 shows that pipelined fetching of task arguments reduces the run time by 60% to 80% when compared with fetching objects once the task is assigned.

## 6 Related Work

**General-purpose execution frameworks.** Since the introduction of the MapReduce paradigm [6], shuffle has become a crucial primitive in large-scale data processing. Spark [30] improves upon Hadoop’s MapReduce [1] through in-memory computation, and introduces external shuffle services (§2) to make large-scale shuffle more reliable. Apache Flink [4], another streaming and batch processing engine, also relies on external services for shuffle. While they achieve high performance in large-scale shuffle, their monolithic shuffle design is not flexible to new optimizations or applications.

Other systems have proposed using a distributed futures-like abstraction to express shuffle at the application level, much as we do here. Ciel [17] first proposed using distributed futures to express iterative distributed dataflow programs, including MapReduce. However, its implementation does not include features critical to large-scale shuffle performance, including intra-node parallelism, in-memory object storage, and automatic garbage collection [18]. Dask, a distributed futures system for Python, does offer these features, but its use of a per-executor object store leads to fundamental issues in memory management, forcing the application to choose between high memory usage vs. reduced task parallelism (evaluated in §5.6.1). This, in combination with scheduler bottlenecks, motivated Dask to prototype a shuffle that “bypasses a lot of Dask” [13]. Finally, while we build on Ray’s previous design decisions, such as a shared-memory object store [16] and lineage reconstruction [28], these previous versions are not sufficient to support large-scale shuffle as they do not include spilling to disk or pipelining between execution and I/O. Thus, while others have implemented shuffle on distributed futures before, ours is the first that we know of to reach the scale, performance, and reliability of monolithic shuffle systems.

An alternative to distributed futures is serverless functions. Locus [19] uses these to implement shuffle, matching Spark’s run time on 100 TB sort. However, serverless functions only abstract remote execution, while a distributed future also abstracts the location of a function’s return value. Thus, while Locus can leverage an existing serverless cache and persistent storage, it must still manage block movement between these and between workers manually. Furthermore, because CPU (AWS Lambdas), memory (elastic Redis), and disk (AWS S3) are disaggregated, it is impossible to implement optimizations related to locality. In contrast, distributed futures abstract block management in full and manage execution, memory, and disk collectively on each node.

**Shuffle algorithms.** As discussed in Section 2, previous work has explored many different shuffle algorithms [2, 3, 9, 20–22, 24, 29, 32]. Most of these are aimed at improving the I/O efficiency and scalability of shuffle. Our approach allows these different strategies to be implemented at the application level, allowing for faster development and better interoperability with other applications (§5.5).

**Shuffle interoperability.** Several shuffle systems aim to improve application interoperability. MapReduce Online [5] rewrites Hadoop in a streaming fashion in order to support online aggregation. Uber’s Petastorm [8] uses pipelining to shuffle data specifically for distributed machine learning. Both of these shuffle systems follow a monolithic approach. In contrast, we propose to solve the fundamental problem of interoperability by building on distributed futures as a common interface (§3.6).

**Hardware environments.** Hardware typically poses significant constraints on shuffle design. For example, compute



and memory may be either disaggregated [3, 19, 32] or co-located [24, 29]. Disk constraints also affect system design, e.g., SSDs provide better random IOPS than HDDs but wear out more quickly. Many existing shuffle variants have been motivated by such hardware differences. Because the distributed futures API abstracts block management, a developer can plug in different storage backends and optimize shuffle at the application level. In the future, we plan to further explore the effects of different hardware environments.

## 7 Discussion

**Distributed futures.** Distributed futures are rising in popularity due to their ease of use and flexibility [16, 17, 27]. Compared to monolithic shuffle systems, the Exoshuffle architecture allows the system and shuffle algorithms to evolve individually: the distributed futures system implements generic optimizations, e.g. compressing spilled objects, while changes to the shuffle algorithm can be implemented at application level, e.g. fully streaming shuffle.

However, in general, the question of flexibility vs. performance remains. Large-scale shuffle is one of the most challenging problems in big data processing, inspiring years of work. By showing that large-scale shuffle is possible on a generic and flexible distributed futures system, we hope to show that it is possible for other applications too.

**Limitations.** In the future, we believe that the primary obstacle to performance with distributed futures is the overhead of fine-grained computation. For example, because distributed futures systems prioritize generality, they assume that each task is independent and often store metadata separately for each task and object. In contrast, many monolithic shuffle systems have more semantic knowledge about the application and can share metadata for tasks and objects in the same stage. Currently metadata overhead is the main limitation to executing Exoshuffle at larger scales. We plan to address this in the future by “collapsing” shared metadata, e.g., keeping one metadata entry for all  $N$  outputs of a task.

Architecturally, the primary limitation in our distributed futures implementation is the fact that an object must be loaded in its entirety into the local object store before it can be read. This simplifies the distributed futures implementation but also means higher metadata overhead and application burden for large logical objects that must be split into smaller physical objects. This can be mitigated through the metadata optimizations described above and/or introducing APIs to stream objects larger than the object store, similar to Ciel [17].

Another limitation is in scheduling. Currently the distributed futures system requires hints from the application to determine which tasks should be executed concurrently (§3.3) and where to place tasks (§4.1.3). To implement the latter, Exoshuffle specifies node-specific resource labels provided by Ray for each task. This compromises fault tolerance if that node dies. We plan to address in the future by extending Ray with soft task constraints and/or higher-level scheduling hints.

## 8 Conclusion

In designing abstractions for general-purpose distributed computing, there is a longstanding tension between performance and flexibility. Previous shuffle systems have chosen to build shuffle from scratch in the name of performance. Unfortunately, this has resulted in duplicated effort and time to rebuild and re-optimize the same components of shuffle: coordination, block management, and fault tolerance. In this work, we show that this need not be the case. We show that distributed futures are a viable abstraction for achieving both performance and flexibility for large-scale shuffle. Finally, we believe that the benefits in interoperability will multiply in the future as the space of distributed futures applications grows.

## References

- [1] Apache Software Foundation. Hadoop. <https://hadoop.apache.org>, June 2021.
- [2] Mayank Bansal and Bo Yang. Zeus: Uber’s highly scalable and distributed shuffle as a service - databricks. [https://databricks.com/session\\_na20/zeus-ubers-highly-scalable-and-distributed-shuffle-as-a-service](https://databricks.com/session_na20/zeus-ubers-highly-scalable-and-distributed-shuffle-as-a-service), July 2020. (Accessed on 02/01/2022).
- [3] Dmitry Borovsky and Brian Cho. Cosco: An efficient facebook-scale shuffle service - databricks. <https://databricks.com/session/cosco-an-efficient-facebook-scale-shuffle-service>, May 2019. (Accessed on 01/19/2022).
- [4] Paris Carbone, Asterios Katsifodimos, Stephan Ewen, Volker Markl, Seif Haridi, and Kostas Tzoumas. Apache flink: Stream and batch processing in a single engine. *Bulletin of the IEEE Computer Society Technical Committee on Data Engineering*, 36(4):28–38, 2015.
- [5] Tyson Condie, Neil Conway, Peter Alvaro, Joseph M. Hellerstein, Khaled Elmeleegy, and Russell Sears. Mapreduce online. In *Proceedings of the 7th USENIX Conference on Networked Systems Design and Implementation*, NSDI ’10, page 21, USA, 2010. USENIX Association.
- [6] Jeffrey Dean and Sanjay Ghemawat. Mapreduce: Simplified data processing on large clusters. *Commun. ACM*, 51(1):107–113, jan 2008.
- [7] Spark developers. Spark release 3.2.0. <https://spark.apache.org/releases/spark-release-3-2-0.html>, October 2021. (Accessed on 01/26/2022).
- [8] Robbie Gruener, Owen Cheng, and Yevgeni Litvin. Introducing petastorm: Uber atg’s data access library for deep learning. <https://eng.uber.com/petastorm/>, September 2018. (Accessed on 01/19/2022).

- [9] Yanfei Guo, Jia Rao, and Xiaobo Zhou. iShuffle: Improving hadoop performance with Shuffle-on-Write. In *10th International Conference on Autonomic Computing (ICAC 13)*, pages 107–117, San Jose, CA, June 2013. USENIX Association.
- [10] Ajay Gupta. Revealing apache spark shuffling magic. <https://medium.com/swlh/revealing-apache-spark-shuffling-magic-b2c304306142>, may 2020. (Accessed on 02/01/2022).
- [11] Joseph M. Hellerstein, Peter J. Haas, and Helen J. Wang. Online aggregation. *SIGMOD Rec.*, 26(2):171–182, jun 1997.
- [12] Michael Isard, Mihai Budiu, Yuan Yu, Andrew Birrell, and Dennis Fetterly. Dryad: Distributed data-parallel programs from sequential building blocks. In *ACM SIGOPS Operating Systems Review*, volume 41, page 59–72, New York, NY, USA, mar 2007. Association for Computing Machinery.
- [13] Gabe Joseph. Better shuffling in dask: a proof-of-concept : Coiled. <https://coiled.io/blog/better-shuffling-in-dask-a-proof-of-concept/>, October 2021. (Accessed on 01/26/2022).
- [14] Bryan S. Kim, Jongmoo Choi, and Sang Lyul Min. Design tradeoffs for ssd reliability. In *Proceedings of the 17th USENIX Conference on File and Storage Technologies*, FAST’19, page 281–294, USA, 2019. USENIX Association.
- [15] Konstantin Mishchenko, Ahmed Khaled, and Peter Richtarik. Random reshuffling: Simple analysis with vast improvements. In H. Larochelle, M. Ranzato, R. Hadsell, M. F. Balcan, and H. Lin, editors, *Advances in Neural Information Processing Systems*, volume 33, pages 17309–17320, Virtual, 2020. Curran Associates, Inc.
- [16] Philipp Moritz, Robert Nishihara, Stephanie Wang, Alexey Tumanov, Richard Liaw, Eric Liang, Melih Elibol, Zongheng Yang, William Paul, Michael I. Jordan, and Ion Stoica. Ray: A distributed framework for emerging AI applications. In *13th USENIX Symposium on Operating Systems Design and Implementation (OSDI 18)*, pages 561–577, Carlsbad, CA, October 2018. USENIX Association.
- [17] Derek G. Murray, Malte Schwarzkopf, Christopher Snowton, Steven Smith, Anil Madhavapeddy, and Steven Hand. Ciel: A universal execution engine for distributed data-flow computing. In *Proceedings of the 8th USENIX Conference on Networked Systems Design and Implementation*, NSDI’11, page 113–126, USA, 2011. USENIX Association.
- [18] Derek Gordon Murray. *A distributed execution engine supporting data-dependent control flow*. PhD thesis, University of Cambridge, 2012.
- [19] Qifan Pu, Shivaram Venkataraman, and Ion Stoica. Shuffling, fast and slow: Scalable analytics on serverless infrastructure. In *16th USENIX Symposium on Networked Systems Design and Implementation (NSDI 19)*, pages 193–206, Boston, MA, February 2019. USENIX Association.
- [20] Sriram Rao, Raghu Ramakrishnan, Adam Silberstein, Mike Ovsiannikov, and Damian Reeves. Sailfish: A framework for large scale data processing. In *Proceedings of the Third ACM Symposium on Cloud Computing*, SoCC ’12, New York, NY, USA, 2012. Association for Computing Machinery.
- [21] Alexander Rasmussen, Vinh The Lam, Michael Conley, George Porter, Rishi Kapoor, and Amin Vahdat. Themis: An i/o-efficient mapreduce. In *Proceedings of the Third ACM Symposium on Cloud Computing*, SoCC ’12, New York, NY, USA, 2012. Association for Computing Machinery.
- [22] Alexander Rasmussen, George Porter, Michael Conley, Harsha V. Madhyastha, Radhika Niranjan Mysore, Alexander Pucher, and Amin Vahdat. Tritonsort: A balanced large-scale sorting system. In *Proceedings of the 8th USENIX Conference on Networked Systems Design and Implementation*, NSDI’11, page 29–42, USA, 2011. USENIX Association.
- [23] Mehul A. Shah, Amiato, and Chris Nyberg. Cloudsort: A tco sort benchmark. [http://sortbenchmark.org/2014\\_06\\_CloudSort\\_v\\_0\\_4.pdf](http://sortbenchmark.org/2014_06_CloudSort_v_0_4.pdf), June 2014. (Accessed on 01/24/2022).
- [24] Min Shen, Ye Zhou, and Chandni Singh. Magnet: Push-based shuffle service for large-scale data processing. *Proc. VLDB Endow.*, 13(12):3382–3395, aug 2020.
- [25] Qian Wang, Rong Gu, Yihua Huang, Reynold Xin, Wei Wu, Jun Song, and Junluan Xia. Nadsort. <http://sortbenchmark.org/NADSort2016.pdf>, 2016. (Accessed on 01/26/2022).
- [26] Stephanie Wang. Analyzing memory management and performance in dask-on-ray. <https://medium.com/distributed-computing-with-ray/analyzing-memory-management-and-performance-in-dask-on>, June 2021. (Accessed on 01/26/2022).
- [27] Stephanie Wang, Benjamin Hindman, and Ion Stoica. In reference to rpc: It’s time to add distributed memory. In *Proceedings of the Workshop on Hot Topics in Operating Systems*, HotOS ’21, page 191–198, New York, NY, USA, 2021. Association for Computing Machinery.

- [28] Stephanie Wang, Eric Liang, Edward Oakes, Ben Hindman, Frank Sifei Luan, Audrey Cheng, and Ion Stoica. Ownership: A distributed futures system for Fine-Grained tasks. In *18th USENIX Symposium on Networked Systems Design and Implementation (NSDI 21)*, pages 671–686, Virtual, April 2021. USENIX Association.
- [29] Reynold Xin. Apache spark the fastest open source engine for sorting a petabyte. <https://databricks.com/blog/2014/10/10/spark-petabyte-sort.html>, October 2014. (Accessed on 01/19/2022).
- [30] Matei Zaharia, Mosharaf Chowdhury, Tathagata Das, Ankur Dave, Justin Ma, Murphy McCauly, Michael J. Franklin, Scott Shenker, and Ion Stoica. Resilient distributed datasets: A Fault-Tolerant abstraction for In-Memory cluster computing. In *9th USENIX Symposium on Networked Systems Design and Implementation (NSDI 12)*, pages 15–28, San Jose, CA, April 2012. USENIX Association.
- [31] Kai Zeng, Sameer Agarwal, Ankur Dave, Michael Armbrust, and Ion Stoica. G-ola: Generalized on-line aggregation for interactive analysis on big data. In *Proceedings of the 2015 ACM SIGMOD International Conference on Management of Data, SIGMOD ’15*, page 913–918, New York, NY, USA, 2015. Association for Computing Machinery.
- [32] Haoyu Zhang, Brian Cho, Ergin Seyfe, Avery Ching, and Michael J. Freedman. Riffle: Optimized shuffle service for large-scale data analytics. In *Proceedings of the Thirteenth EuroSys Conference, EuroSys ’18*, New York, NY, USA, 2018. Association for Computing Machinery.