

CMX: Cross-Modal Fusion for RGB-X Semantic Segmentation with Transformers

Huayao Liu*, Jiaming Zhang*, Kailun Yang*[†], Xinxin Hu, and Rainer Stiefelhagen

Abstract—The performance of semantic segmentation of RGB images can be advanced by exploiting informative features from supplementary modalities. In this work, we propose *CMX*, a vision-transformer-based cross-modal fusion framework for RGB-X semantic segmentation. To generalize to different sensing modalities encompassing various uncertainties, we consider that comprehensive cross-modal interactions should be provided. *CMX* is built with two streams to extract features from RGB images and the complementary modality (X-modality). In each feature extraction stage, we design a Cross-Modal Feature Rectification Module (*CM-FRM*) to calibrate the feature of the current modality by combining the feature from the other modality, in spatial- and channel-wise dimensions. With rectified feature pairs, we deploy a Feature Fusion Module (*FFM*) to mix them for the final semantic prediction. *FFM* is constructed with a cross-attention mechanism, which enables exchange of long-range contexts, enhancing both modalities' features at a global level. Extensive experiments show that *CMX* generalizes to diverse multi-modal combinations, achieving state-of-the-art performances on four RGB-Depth benchmarks, as well as RGB-Thermal and RGB-Polarization datasets. Besides, to investigate the generalizability to dense-sparse data fusion, we establish a RGB-Event semantic segmentation benchmark based on the EventScape dataset, on which *CMX* sets the new state-of-the-art. Code is available at https://github.com/huayaoaliu/RGBX_Semantic_Segmentation

Index Terms—Semantic Segmentation, Scene Parsing, Cross-Modal Fusion, Vision Transformers, Scene Understanding.

1 INTRODUCTION

SEMANtic segmentation is an essential task in computer vision, which aims to transform an image input into its underlying semantically meaningful regions and enables a pixel-wise dense scene understanding for many real-world applications such as automated vehicles, robotics navigation, and augmented reality [1], [2], [3]. Over the last years, pixel-wise semantic segmentation of RGB images has gained an increasing amount of attention and made significant progress on segmentation accuracy [4], [5], [6]. Yet, due to the characteristics of RGB images, current deep semantic segmentation models cannot always extract high-quality features under some certain circumstances, *e.g.*, when two objects have similar colors or textures, it is difficult to distinguish them through pure RGB images [7].

However, different types of sensors can supply RGB images with rich complementary information (see Fig. 1). For example, depth measurement can help identify the boundaries of objects and offer geometric information of dense scene elements [7], [8]. Thermal images facilitate to discern different objects through their specific infrared imaging [9], [10]. Besides, polarimetric- and event information are advantageous for perception in specular- and dynamic real-world scenes [11], [12]. Therefore, multi-modal semantic segmentation models, that can effectively exploit such supplementary information, are usually promising to yield better performances than single-modal RGB-based segmentation [13].

Existing multi-modal semantic segmentation methods can be divided into two categories. The first category employs a single

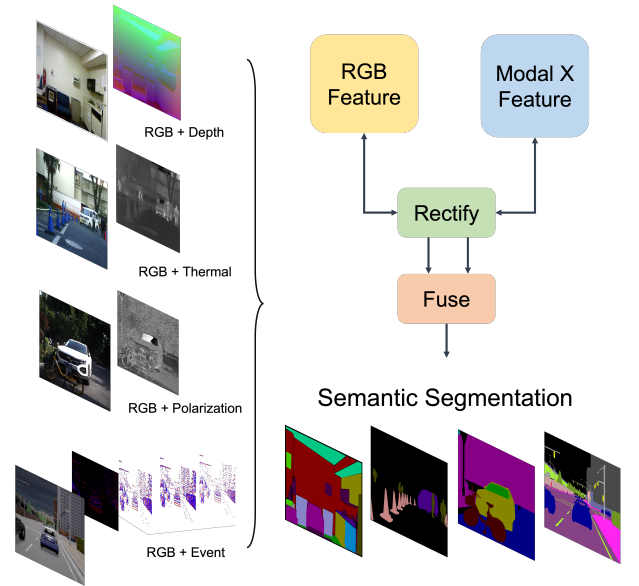


Fig. 1: RGB-X semantic segmentation across diverse sensing modality combinations: RGB-D, -T, -P, and -E segmentation.

network to extract features from RGB images, meanwhile information derived from another specific modality assist the extraction of RGB features (Fig. 2(a)). This is a typical strategy in RGB-D semantic segmentation with depth-guided operators [14], [15], [16], which are usually elaborately tailored for specific modalities (*e.g.*, depth), yet hard to be extended to operate with other modality combinations. The second type of approaches [7], [8], [10], [17] deploys two backbones to perform feature extraction from RGB- and another modality separately, then fuses the extracted two features into one feature for semantic prediction (Fig. 2(b)).

- H. Liu, J. Zhang, K. Yang, and R. Stiefelhagen are with Institute for Anthropomatics and Robotics, Karlsruhe Institute of Technology, 76131 Karlsruhe, Germany. (E-Mail: huayao.liu@outlook.com, jiaming.zhang@kit.edu, kailun.yang@kit.edu, rainer.stiefelhagen@kit.edu.)
- X. Hu is with Huawei Technologies Company Ltd., Hangzhou 310000, China. (E-Mail: anheidelonghu@gmail.com.)
- * indicates equal contribution.
- [†] corresponding author.

This structure offers the extensibility to replace the other modal-stream with alternative complementary modalities. However, most previous methods are predominantly crafted for specific modalities, *e.g.*, they only focus on tackling RGB-D scene parsing [7], [8], [18] or RGB-T segmentation [10], [17], [19]. While inspiring, they fail to work well on different multi-modal scenarios. For example, according to [10], [19], ACNet [7] and SA-Gate [8], designed for RGB-D data, perform less satisfactorily in RGB-T tasks. To enable robust real-world scene understanding, a general and flexible architecture suitable for a diverse mix of sensor data combinations enhancing RGB segmentation (Fig. 1), *i.e.* *RGB-X semantic segmentation*, is desirable and advantageous. It not only saves research and engineering efforts on optimizing architectures for a specific modality combination scenario, but also makes it possible that a system equipped with multi-modal sensors can readily leverage new sensors when they become available [20], [21], which is conducive to robust scene perception. However, such universal modality-agnostic RGB-X semantic segmentation architectures are rarely investigated in the state of the art.

Recently, with the emergence of powerful non-local feature extraction backbones like vision transformers [22], [23], [24], the performances of different dense prediction tasks, *e.g.*, semantic segmentation, have been significantly advanced. Multi-modal data contain patterns that require modeling dependencies across modalities. Transformers handle inputs as sequences and have the ability to acquire long-range correlations [22], [25], offering the possibility for a universal framework for diverse multi-modal tasks. However, existing multi-modal fusion modules [7], [11], [17] are mostly crafted for Convolutional Neural Networks (CNNs) that fail in establishing long-range contextual dependencies in pixel-rich image data, which prove essential for accurate semantic segmentation [26], [27]. Moreover, multi-modal data often encompass a great deal of noisy measurements in different sensing modalities, *e.g.*, low-quality distance estimation regions caused by limited effective depth ranges [8] and uncertainties resulted from various event representations [12]. Therefore, it remains unclear whether potential improvements on RGB-X semantic segmentation can be materialized via vision transformers. Besides, while some previous works [7], [8] use a simple global multi-modal interaction strategy, it does not generalize well across different sensing data combinations [10]. We hypothesize that for RGB-X semantic segmentation with various noises and uncertainties, comprehensive cross-modal interactions should be provided, to fully exploit the potential of cross-modal complementary features.

In light of these challenges, we propose *CMX*, a cross-modal fusion framework for RGB-X semantic segmentation. *CMX* uses RGB image and another modal image as inputs, with the aim of achieving better segmentation than using only RGB image. To extract bi-modal features, our vision-transformer-based model is built as a two-stream architecture (RGB- and X-modal stream). Two specific modules are designed for feature interaction and feature fusion in between. The first module, Cross-Modal Feature Rectification Module (*CM-FRM*), is put forward to calibrate the bi-modal features by considering their spatial- and channel-wise correlations, which enables both streams to focus more on the complementary informative cues from each other and mitigates the effects of uncertainties and noisy measurements from different modalities. Such a feature rectification tackles various noises and uncertainties in diverse modalities. It enables better multi-modal feature extraction and interaction. The second module, Feature Fusion Module (*FFM*), is constructed in two stages, which merges

both rectified features from RGB- and X-modality into a single feature for the semantic prediction. Motivated by the large receptive fields obtained via self-attention [25] of vision transformers, a cross-attention mechanism is devised in the first stage of *FFM* for realizing a cross-modal global reasoning. In the second stage, a mixed channel embedding is applied to produce enhanced output features. Thereby, our introduced comprehensive interactions lie in multiple levels (see Fig. 2(c)), including channel- and spatial-wise rectification from the feature map perspective, as well as cross-attention from the sequence-to-sequence perspective, which are crucial for generalization across modality combinations.

For the first time, we consider and assess the proposed model in four multi-modal semantic segmentation tasks. Our proposed method achieves state-of-the-art performances on multiple RGB-Depth datasets [28], [29], [30], [31], as well as RGB-Thermal [9] and RGB-Polarization [11] benchmarks. In particular, *CMX* achieves top mIoU scores of 56.9% on NYU Depth V2 (RGB-D) [28], 59.7% on MFNet (RGB-T) [9], and 92.6% on ZJU-RGB-P [11] datasets. On popular challenging benchmarks [9], [28], our *CMX* leads to more than 4.9%~5.3% mIoU improvements compared to RGB-only segmentation. Aside from these combinations of dense image data, we study dense-sparse fusion using dense RGB- and sparse event-based data (see Fig. 1), which encodes changes of intensity of each pixel asynchronously and thereby is constructive to capturing motion information [12]. However, a RGB-Event parsing benchmark is not available in the community. Tackling this shortage, we establish a RGB-Event semantic segmentation benchmark based on the EventScape dataset [32], where our RGB-X model further shines, setting the new state-of-the-art among >10 benchmarked models. Meanwhile, the proposed *CMX* solution is verified to be effective for different CNN- and transformer backbone architectures. Moreover, our comprehensive set of investigations on representations of polarization- and event-based data indicates the path to follow and the sweet spot for reaching robust multi-modal semantic segmentation, trumping original representation methods [11], [32].

On a glance, we deliver the following contributions:

- For the first time, explore *RGB-X semantic segmentation* in four multi-modal sensing data combinations.
- Rethink cross-modal fusion from a generalization perspective and consider that comprehensive cross-modal interactions should be provided to generalize across diverse modalities.
- Propose a RGB-X semantic segmentation framework *CMX* with *cross-modal feature rectification* and *feature fusion* modules, intertwining cross-attention and mixed channel embedding for enhanced global reasoning with transformers.
- Investigate representations of polarimetric- and event data, indicating the optimal path to follow for reaching robust multi-modal semantic segmentation.
- Establish a RGB-Event semantic segmentation benchmark to assess dense-sparse data fusion. Our general method achieves state-of-the-art performances on seven datasets, covering four RGB-D semantic segmentation benchmarks, as well as RGB-T, RGB-P, and RGB-E sensing data combinations.

2 RELATED WORK

2.1 Transformer-driven Semantic Segmentation

Since Fully Convolutional Networks (FCNs) [33] address dense semantic segmentation in an end-to-end per-pixel classification fashion, this field has progressed exponentially. A main cluster of

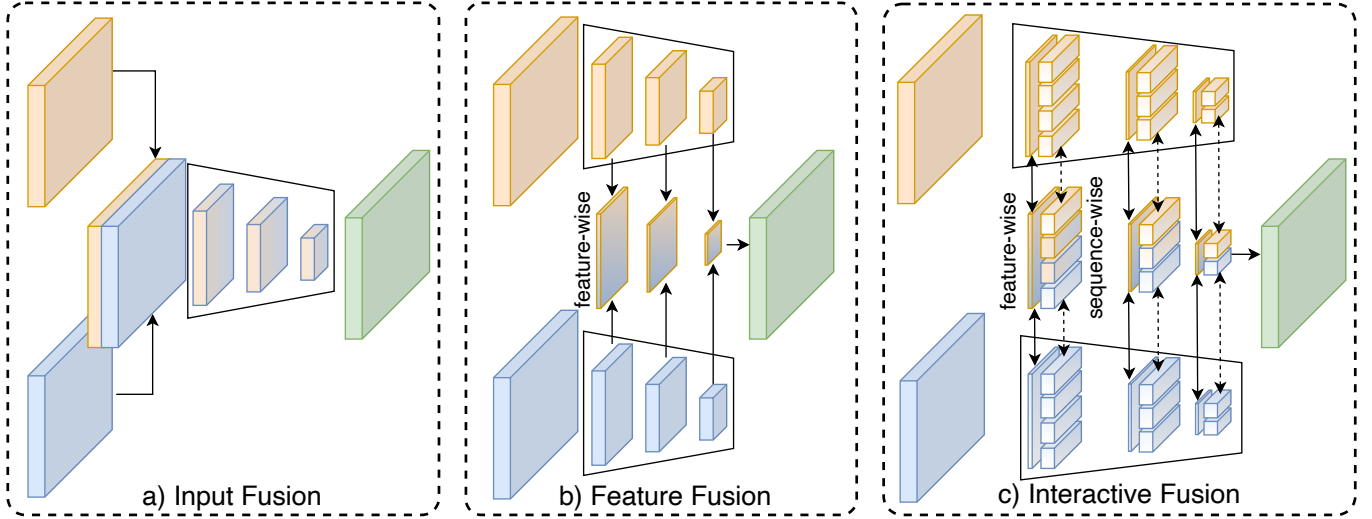


Fig. 2: Comparison of different fusion methods. (a) Input fusion merges the input with modality-specific operations [15], [16]. (b) Feature fusion uses a global feature-wise strategy via channel attention [7], [8]. (c) In our cross-modal fusion framework for RGB-X semantic segmentation with transformers, comprehensive interactions are considered and provided, including channel- and spatial-wise cross-modal feature rectification from the feature map perspective, as well as cross-attention from the sequence-to-sequence perspective.

subsequent approaches augments the FCN structure by enlarging receptive fields which are critical for accurate segmentation [34], [35]. Pyramid-, strip-, and atrous spatial pyramid pooling are designed to harvest multi-scale feature representations [4], [36], [37]. Inspired by the non-local block [38], self-attention in transformers [25] has been used to establish long-range dependencies by DANet [26] and OCNet [39]. Attaching importance to efficiency, CCNet [40] puts forward criss-cross attention, whereas CANet [41] exploits a covariance matrix when encoding the dependencies. CTNet [42] jointly explores spatial- and semantic dependency with mutual communications. Additional FCN-based methods improve dense semantic segmentation by refining context priors [43], [44], [45], [46], [47], [48], [49], enhancing boundary cues [50], [51], [52], and appending various attention modules [53], [54], [55], [56], [57] to boost the performance.

Recently, SETR [27] and Segmenter [58] directly adopt vision transformers [22], [23] as the backbone, which capture global context from very early layers. SegFormer [59], PVT [60], Swin [24], and UniFormer [61] create hierarchical structures to make use of multi-resolution features. Leveraging the advance of DETR [62], MaX-DeepLab [63] and MaskFormer [64] view image segmentation from the perspective of mask classification. Following this trend, various architectures of dense prediction transformers [65], [66], [67], [68] and semantic segmentation transformers [69], [70], [71], [72] emerge in the field. While these approaches have achieved high segmentation performance, most of them focus on using RGB images and suffer when RGB images cannot provide sufficient information in real-world scenes, *e.g.*, under low-illumination conditions or in high-dynamic areas. In this work, we tackle multi-modal semantic segmentation to take advantage of complementary information offered by other modalities such as depth, thermal, polarization, and event-based data for boosting RGB segmentation.

2.2 Multi-modal Semantic Segmentation

While previous works reach high performance on standard RGB-based semantic segmentation benchmarks, in challenging real-

world conditions, it is desirable to involve multi-modality sensing for a reliable and comprehensive scene understanding [13]. RGB-Depth [73], [74], [75], [76], [77] and RGB-Thermal [19], [78], [79], [80], [81] semantic segmentation are broadly investigated. Polarimetric optical cues [11], [82], [83] and event-driven priors [12], [84], [85] are often intertwined for robust perception under adverse conditions. In automated driving, optical flow [86] and LiDAR data [87] are also incorporated for enhanced semantic road scene understanding. However, most of these works only address a single sensing-modality combination scenario. In this work, we aim for a general and flexible approach, which is generalizable to a diverse mix of multi-modal combinations.

For multi-modal semantic segmentation, there are two dominant strategies. The first mainstream paradigm models cross-modal complementary information into layer- or operator designs [14], [15], [16], [88], [89]. For example, a shape-aware convolution layer is introduced in [15] for embedding depth features, while a spatial-guided convolution operator is proposed in [16] to adapt receptive fields according to geometric patterns for RGB-D semantic segmentation. Additional methods dynamically exchange channels and shift pixels to enable implicit cross-modal feature fusion via joint representation learning [90], [91]. While these works verify that multi-modal features can be learned within a shared network, they are carefully designed for some specific modality combinations, in particular RGB-D semantic segmentation, which are hard to be applied into other modalities.

The second paradigm dedicates to developing fusion schemes to bridge two parallel modality streams. ACNet [7] proposes attention complementary modules to exploit high-quality informative features for RGB-D semantic segmentation based on channel attention [92], whereas ABMDRNet [10] suggests to reduce the modality differences between RGB- and thermal features before selectively extracting discriminative cues for RGB-T fusion. For RGB-P segmentation, Xiang *et al.* [11] connect RGB- and polarization branches via efficient channel attention bridges. For RGB-E parsing, Zhang *et al.* [12] explore sparse-to-dense and dense-to-sparse fusion flows, verifying the importance of event-driven

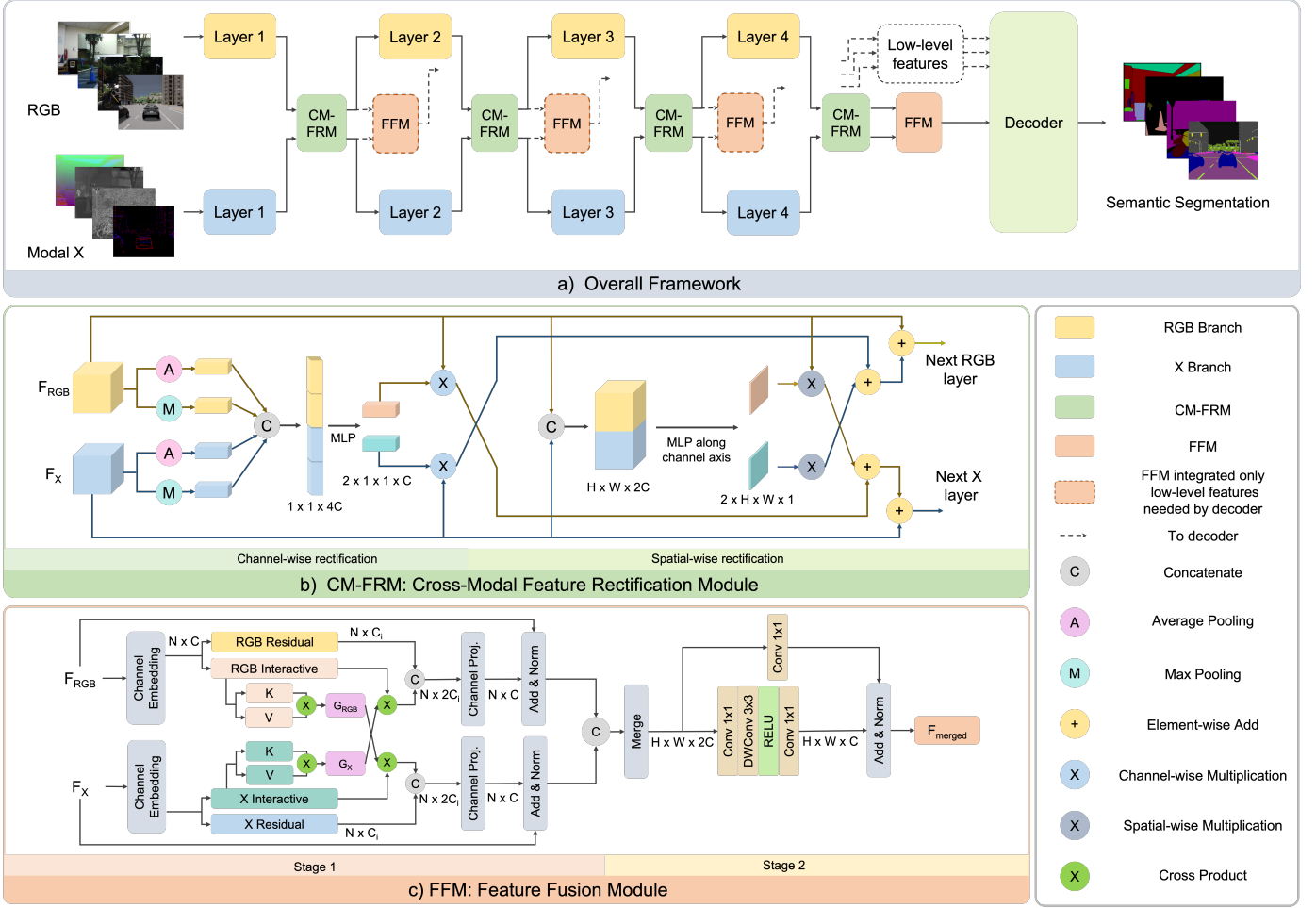


Fig. 3: a) Overview of *CMX* for *RGB-X semantic segmentation*. The inputs are a RGB image and another modality data (e.g., depth, thermal, polarization, or event). b) Detailed architecture of Cross-Modal Feature Rectification Module (*CM-FRM*), with colored arrows to represent information flows of the two modalities. c) Detailed architecture of two-stage Feature Fusion Module (*FFM*).

dynamic context for accident scene segmentation. In this research, we also advocate this paradigm but unlike previous works, we address RGB-X semantic segmentation, for generalizing to diverse sensing modality combinations.

While some previous works use a simple global channel-wise interaction strategy, it does not work well across different sensing data. For example, ACNet [7] and SA-Gate [8], designed for accurate RGB-D segmentation, perform less satisfactorily in RGB-T scene parsing [10]. In contrast, we hypothesize that comprehensive cross-modal interactions should be provided for RGB-X semantic segmentation with various noises and uncertainties, to fully unleash the potential of cross-modal complementary features. Besides, most of the previous works still adopt CNNs as the backbone without considering that long-range dependency information could be informative for cross-modal fusion. We put forward a framework with transformers which considers global dependencies already in its architecture design. Concurrent works also use transformers for multi-modal action recognition [93], object detection [94], [95], [96], and end-to-end self-driving [97]. Differing from existing works, we perform fusion on different levels with cross-modal feature rectification and cross-attentional exchanging for enhanced dense semantic prediction.

3 PROPOSED FRAMEWORK: CMX

We first introduce the overview of our proposed CMX framework for RGB-X semantic segmentation in Sec. 3.1. In Sec. 3.2 and Sec. 3.3, we elaborate the proposed CM-FFM and FFM modules for cross-modal feature rectification and fusion. In Sec. 3.4, we detail the used multi-modal data representations for investigating and reaching robust RGB-X semantic segmentation.

3.1 Framework Overview

We present *CMX*, a cross-modal fusion framework for RGB-X semantic segmentation. The overview of CMX is shown in Fig. 3. We use two parallel backbones to extract features from RGB- and X-modal inputs, which can be RGB-depth, -thermal, -polarization, -event data, etc. Multi-modal data often contain a great amount of noises in different modalities, e.g., low-quality depth regions caused by limited effective distance measuring ranges [8] and uncertainties resulted from various event representations [12]. While features from different modalities have their specific noisy measurements, the feature of another modality has the potential for rectifying and calibrating this noisy information. Therefore, we design a Cross-Modal Feature Rectification Module (*CM-FRM*) to rectify features coming from both modalities. They will be assembled between two adjacent stages of backbones. In this way,

both rectified features will be sent to the next stage to further improve the feature extraction. Furthermore, we design a two-stage Feature Fusion Module (FFM) to fuse features belonging to the same level into a single feature map. Then, a decoder is used to transform the feature maps of different levels into the final semantic map. Our introduced comprehensive interactions lie in multiple levels, including channel- and spatial-wise rectification from the feature map perspective in CM-FRM, and cross-attention from the sequence-to-sequence perspective in FFM, which are crucial for generalizing across sensing data combinations and reaching robust RGB-X semantic segmentation. The backbones and the decoder can be replaced by other common methods. In Sec. 3.2 and Sec. 3.3, we detail the design of CM-FRM and FFM, respectively. In the following descriptions, we use X to refer to the supplementary modality, which can be depth-, thermal-, polarization-, event data, *etc.*

3.2 Cross-Modal Feature Rectification

As analyzed above, the information originating from different sensing modalities are usually complementary [7], [8] but contain noisy measurements. The noisy information can be filtered and calibrated by using features coming from another modality. To this purpose, we propose a novel Cross-Modal Feature Rectification Module (CM-FRM) to perform feature rectification between parallel streams at each stage during feature extraction. For tackling various noises and uncertainties in diverse modalities, CM-FRM processes the input features in two different dimensions, including channel-wise and spatial-wise feature rectification, which together offers a holistic calibration, enabling better multi-modal feature extraction and interaction.

Channel-wise feature rectification. We embed both modalities' features $\mathbf{RGB}_{in} \in \mathbb{R}^{H \times W \times C}$ and $\mathbf{X}_{in} \in \mathbb{R}^{H \times W \times C}$ along the spatial axis into two attention vectors $\mathbf{W}_{RGB}^C \in \mathbb{R}^C$ and $\mathbf{W}_X^C \in \mathbb{R}^C$. Different from previous channel-wise attention methods [8], [17], [98], which use global average pooling to obtain the attention vector, we apply both global max pooling and global average pooling to \mathbf{RGB}_{in} and \mathbf{X}_{in} along the channel dimension to remain more information. We concatenate the four resulted vectors, having $\mathbf{Y} \in \mathbb{R}^{4C}$. Then, a MLP is applied, followed with a sigmoid function to obtain the weights $\mathbf{W}^C \in \mathbb{R}^{2C}$ from \mathbf{Y} , which will be split into \mathbf{W}_{RGB}^C and \mathbf{W}_X^C :

$$\mathbf{W}_{RGB}^C, \mathbf{W}_X^C = \mathcal{F}_{split} \left(\sigma \left(\mathcal{F}_{mlp}(\mathbf{Y}) \right) \right), \quad (1)$$

where σ denotes the sigmoid function. The channel-wise rectification is then operated as:

$$\begin{aligned} \mathbf{RGB}_{rec}^C &= \mathbf{W}_X^C \otimes \mathbf{X}_{in}, \\ \mathbf{X}_{rec}^C &= \mathbf{W}_{RGB}^C \otimes \mathbf{RGB}_{in}, \end{aligned} \quad (2)$$

where \otimes denotes channel-wise multiplication.

Spatial-wise feature rectification. As the aforementioned channel-wise feature rectification module concentrates on learning global weights for a global calibration, we further introduce a spatial-wise feature rectification for calibrating local information. The two modalities' inputs \mathbf{RGB}_{in} and \mathbf{X}_{in} will be concatenated and embedded into two spatial weight maps: $\mathbf{W}_{RGB}^S \in \mathbb{R}^{H \times W}$ and $\mathbf{W}_X^S \in \mathbb{R}^{H \times W}$. The embedding operation has two 1×1 convolution layers assembled with a RELU function. Afterwards, a sigmoid function is applied to obtain the embedded feature map

$\mathbf{F} \in \mathbb{R}^{H \times W \times 2}$, which is further split into two weight maps. The process to obtain the spatial weight maps is formulated as:

$$\mathbf{F} = \text{Conv}_{1 \times 1} \left(\text{RELU} \left(\text{Conv}_{1 \times 1} (\mathbf{RGB}_{in} \parallel \mathbf{X}_{in}) \right) \right), \quad (3)$$

$$\mathbf{W}_{RGB}^S, \mathbf{W}_X^S = \mathcal{F}_{split} \left(\sigma(\mathbf{F}) \right). \quad (4)$$

Similar to the channel-wise rectification, the spatial-wise rectification is formulated as:

$$\begin{aligned} \mathbf{RGB}_{rec}^S &= \mathbf{W}_X^S * \mathbf{X}_{in}, \\ \mathbf{X}_{rec}^S &= \mathbf{W}_{RGB}^S * \mathbf{RGB}_{in}, \end{aligned} \quad (5)$$

where $*$ denotes spatial-wise multiplication.

The whole rectified feature for both modalities \mathbf{RGB}_{out} and \mathbf{X}_{out} is organized as:

$$\begin{aligned} \mathbf{RGB}_{out} &= \mathbf{RGB}_{in} + \lambda_C \mathbf{RGB}_{rec}^C + \lambda_S \mathbf{RGB}_{rec}^S, \\ \mathbf{X}_{out} &= \mathbf{X}_{in} + \lambda_C \mathbf{X}_{rec}^C + \lambda_S \mathbf{X}_{rec}^S. \end{aligned} \quad (6)$$

λ_C and λ_S are two hyperparameters and we set them both as 0.5. \mathbf{RGB}_{out} and \mathbf{X}_{out} are the rectified features after the comprehensive calibration, which will be sent into the next stage for feature fusion.

3.3 Feature Fusion

After obtaining the feature maps at each layer, we build a two-stage Feature Fusion Module (FFM) to enhance the information interaction and merge the features from two modalities into a single feature map. As shown in Fig. 3c), in stage 1, the two branches are still maintained, and a cross-attention mechanism is designed to globally exchange information between the two branches. Then, we concatenate the outputs of these two branches. In stage 2, this concatenated feature is transformed into the original size via a mixed channel embedding.

Information exchange stage. At this stage, the two modalities' features will exchange their information via a symmetric dual-path structure. For brevity, we take the X-modal path for illustration. We first flatten the input feature with size $\mathbb{R}^{H \times W \times C}$ to $\mathbb{R}^{N \times C}$, where $N = H \times W$. Afterwards, a linear embedding is used to generate two vectors with the same size $\mathbb{R}^{N \times C_i}$, which we call residual vector \mathbf{X}^{res} and interactive vector \mathbf{X}^{inter} . We further put forward an efficient cross-attention mechanism applied to these two interactive vectors from different modal paths, which will carry out sufficient information exchange across modalities. This offers complementary interactions from the sequence-to-sequence perspective beyond the rectification-based interactions from the feature map perspective in CM-FRM.

Our cross-attention mechanism for enhancing cross-modal feature fusion is based on the traditional self-attention [25]. The original self-attention operation encodes the input vectors into Query \mathbf{Q} , Key \mathbf{K} , and Value \mathbf{V} . The global attention map is calculated via a matrix multiplication \mathbf{QK}^T , which has a size of $\mathbb{R}^{N \times N}$ and causes a high memory occupation. In contrast, [99] uses a global context vector $\mathbf{G} = \mathbf{K}^T \mathbf{V}$ with a size $\mathbb{R}^{C_{head} \times C_{head}}$ and the attention result is calculated by \mathbf{QG} . We flexibly adopt the formulation and develop our multi-head cross-attention based on this efficient self-attention mechanism. Specifically, the interactive vectors will be embedded into Key \mathbf{K} and Value \mathbf{V} for each head, and both sizes of them are $\mathbb{R}^{N \times C_{head}}$. The output is obtained by multiplying the interactive vector and the context vector from the

other modality path, namely a cross-attention process, and it is depicted in the following equations:

$$\begin{aligned} \mathbf{G}_{\text{RGB}} &= \mathbf{K}_{\text{RGB}}^T \mathbf{V}_{\text{RGB}}, \\ \mathbf{G}_{\text{X}} &= \mathbf{K}_{\text{X}}^T \mathbf{V}_{\text{X}}, \end{aligned} \quad (7)$$

$$\begin{aligned} \mathbf{U}_{\text{RGB}} &= \mathbf{X}_{\text{RGB}}^{\text{inter}} \text{Softmax}(\mathbf{G}_{\text{X}}), \\ \mathbf{U}_{\text{X}} &= \mathbf{X}_{\text{X}}^{\text{inter}} \text{Softmax}(\mathbf{G}_{\text{RGB}}). \end{aligned} \quad (8)$$

Note that \mathbf{G} denotes the global context vector, while \mathbf{U} indicates the attended result. To realize the attention from different representation subspaces, we remain the multi-head mechanism, where the number of heads matches the transformer backbone. Then, the attended result vector \mathbf{U} and the residual vector \mathbf{X}^{res} are concatenated. Finally, we apply a second linear embedding and resize the feature to $\mathbb{R}^{H \times W \times C}$.

Fusion stage. In the second stage of FFM, precisely the fusion stage, we use a simple channel embedding to merge the two paths' features, which is realized via 1×1 convolution layers. Further, we consider that during such a channel-wise fusion, the information of surrounding areas should also be exploited for robust RGB-X segmentation. Thereby, inspired by Mix-FFN in [59] and ConvMLP [100], we add one more depth-wise convolution layer $DWConv_{3 \times 3}$ to realize a skip-connected structure. In this way, the merged features with the size $\mathbb{R}^{H \times W \times 2C}$ are fused into the final output with the size of $\mathbb{R}^{H \times W \times C}$ for feature decoding.

3.4 Multi-modal Data Representations

To investigate and reach robust RGB-X semantic segmentation, the multi-modal data representations are critical. We study with four modality combinations, including RGB-Depth, RGB-Thermal, RGB-Polarization, and RGB-Event semantic segmentation. Now we elaborate the multi-modal data representations we use for inputting to our symmetric dual-path CMX architecture.

RGB-Depth. Depth images naturally offer range, position, and contour information. The fusion of RGB information and depth information is promising to better separate objects with indistinguishable colors and textures at different spatial locations. We encode the raw depth images into HHA images as the depth modality input. This algorithm is proposed by [101], which has been proven to have a better use of depth information. Precisely, HHA offers a representation of geometric properties at each pixel, including horizontal disparity, height above ground, and the angle the pixel's local surface makes with the inferred gravity direction, emphasizing complementary discontinuities of RGB images.

RGB-Thermal. At night or in places with insufficient light, objects and backgrounds have similar color information and are difficult to distinguish. Thermal images provide infrared characteristics of objects, which are potential to improve objects with thermal properties such as *people*. We directly use the infrared thermal image and copy the single-channel thermal image input 3 times to match the backbone input.

RGB-Polarization. High-reflectivity objects such as *glasses* and *cars* have RGB information that are easily confused with surroundings. Polarization cameras record the optical polarimetric information when polarized reflection occurs, which offer complementary information serviceable for better segmenting and understanding scenes with specular surfaces. The polarization sensor equipped with a polarization mask layer with four different polarization directions [11] and thereby each captured image set consists of four pixel-aligned images at different polarization

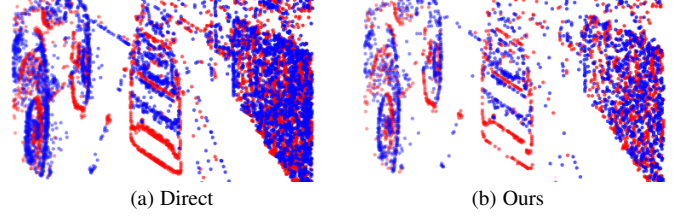


Fig. 4: Comparison between event representations.

angles $[I_{0^\circ}, I_{45^\circ}, I_{90^\circ}, I_{135^\circ}]$, where I_{angle} denotes the image recorded at the corresponding angle.

We investigate representations of polarization data, including the Degree of Linear Polarization (*DoLP*) and the Angle of Linear Polarization (*AoLP*), which are key polarimetric properties characterizing light polarization patterns [11]. They are derived by Stokes vectors $S = [S_0, S_1, S_2, S_3]$ that describe the polarization state of light. Precisely, S_0 represents the total light intensity, S_1 and S_2 denote the ratio of 0° and 45° linear polarization over its perpendicular polarized portion, and S_3 stands for the circular polarization power which is not involved in our work. The Stokes vectors S_0, S_1, S_2 can be calculated from image intensity measurements $[I_{0^\circ}, I_{45^\circ}, I_{90^\circ}, I_{135^\circ}]$ via:

$$\begin{aligned} S_0 &= I_{0^\circ} + I_{90^\circ} = I_{45^\circ} + I_{135^\circ}, \\ S_1 &= I_{0^\circ} - I_{90^\circ}, \\ S_2 &= I_{45^\circ} - I_{135^\circ}. \end{aligned} \quad (9)$$

Then, *DoLP* and *AoLP* are formally computed as:

$$DoLP = \frac{\sqrt{S_1^2 + S_2^2}}{S_0}, \quad (10)$$

$$AoLP = \frac{1}{2} \arctan\left(\frac{S_1}{S_2}\right). \quad (11)$$

In our experiments, we further study with monochromatic and trichromatic polarization cues, coupled with RGB images in multi-modal RGB-P semantic segmentation. For monochromatic representation used in previous works [11], [102], we obtain it from monochromatic intensity measurements and convert it to 3-channel input by copying the single-channel information. For trichromatic polarization representation in either *DoLP* or *AoLP*, we compute separately for their respective RGB channels.

RGB-Event. Event data provide multiple advantages such high dynamic range, high temporal resolution, and not being influenced by motion blur [84], which are critical in dynamic scenes with a great amount of motion information such as road-driving environments [12], [85]. Due to the sparse nature of event data, the raw events require a pre-processing to obtain a representation to achieve multi-modal fusion. Events are typically converted into a tensor with the same spatial dimension as the corresponding RGB image. For example, a set of raw events in a time window $\Delta T = t_N - t_1$ is embedded into a voxel grid with spatial dimensions $H \times W$ and time bins B , where t_1 and t_N are the start and the end time stamp of the raw events. For example, event data in [32] is directly converted to $B=3$. In this work, events are first embedded into a voxel grid with a higher time resolution, which we set the upscale size of the event bin as 6. Then, every 6 adjacent panels are superimposed to obtain a tensor with fine-grained event embedding. A comparison between the direct representation in [32] and our event representation is visualized in Fig. 4, in which our event representation is more fine-grained in

each event panel. Apart from $B=3$, we further investigate different settings of event time bin $B=\{1, 5, 10, 15, 20, 30\}$ in our method for reaching robust RGB-E semantic segmentation.

4 EXPERIMENT DATASETS AND SETUPS

In this section, we describe the multi-modal datasets and implementation details of our model in experiments.

4.1 Datasets

We use multiple RGB-Depth semantic segmentation datasets, as well as datasets of RGB-Thermal, RGB-Polarization, RGB-Event modality combinations for verifying our proposed CMX model.

NYU Depth V2 dataset. NYU Depth V2 dataset [28] contains 1449 RGB-D images with the size 640×480 , divided into 795 training images and 654 testing images with annotations on 40 semantic categories.

SUN-RGBD dataset. SUN-RGBD dataset [29] consists of 10335 RGB-D images, including 5285 for training and 5050 for testing, annotated in 37 classes. Following [8], [103], we randomly crop and resize the input to 480×480 .

Stanford2D3D dataset. Stanford2D3D dataset [30] is comprised of 70496 RGB-D images with 13 object categories. Following [14], [15], areas 1, 2, 3, 4, and 6 are used for training and area 5 is for testing. The input image is resized to 480×480 .

Cityscapes dataset. Cityscapes [31] is an outdoor RGB-D dataset that focuses on semantic understanding of urban road-driving street scenes. It is divided into 2975/500/1525 images in the training/validation/testing splits, both with finely annotated dense labels on 19 classes. The image scenes cover 50 different cities with a full resolution of 2048×1024 .

RGB-T MFNet dataset. MFNet [9] is a multi-spectral RGB-Thermal image dataset, which consists of 1569 images annotated in 8 classes at the resolution of 640×480 . 820 images are captured during the day and the other 749 are collected at night. The training set contains 50% of the daytime- and 50% of the nighttime images, while the validation- and test set respectively contains 25% of the daytime- and 50% of the nighttime images.

RGB-P ZJU dataset. ZJU-RGB-P [11] is a RGB-Polarization dataset collected by an integrated multi-modal vision sensor designed for automated driving [20] on complex campus street scenes. It is composed of 344 images for training and 50 images for evaluation, both labeled with 8 semantic classes at the pixel level. The input image is resized to 612×512 .

RGB-E EventScape dataset. While event-based data offer various benefits for perception in dynamic scenes [12], [85], a large-scale multi-modal RGB-Event semantic segmentation benchmark is not available in the field. Addressing this gap, we create a RGB-E multi-modal semantic segmentation benchmark based on the EventScape dataset [32], which is originally designed for depth estimation. To maintain data diversity from the video sequences of the EventScape dataset generated from the CARLA simulator [104], we select one frame from every 30 frames. Thus, there are total 4077 and 749 images in the training- and evaluation set, respectively. The images have a 512×256 resolution and are annotated with 12 semantic classes.

4.2 Implementation Details

During training on all datasets, data augmentation is performed by random flipping and scaling with random scales $[0.5, 1.75]$.

TABLE 1: Results on NYU Depth V2. * denotes multi-scale test.

Method	mIoU (%)	Pixel Acc. (%)
3DGNN [107]	43.1	-
Kong <i>et al.</i> [108]	44.5	72.1
LS-DeconvNet [109]	45.9	71.9
CFN [110]	47.7	-
ACNet [7]	48.3	-
RDF-101 [111]	49.1	75.6
SGNet [16]	51.1	76.8
ShapeConv [15]	51.3	76.4
NANet [103]	52.3	77.9
SA-Gate [8]	52.4	77.9
Ours (SegFormer-B2)	54.2	78.8
Ours (SegFormer-B2)*	54.4	79.9
Ours (SegFormer-B4)	56.0	79.6
Ours (SegFormer-B4)*	56.3	79.9
Ours (SegFormer-B5)	56.8	79.9
Ours (SegFormer-B5)*	56.9	80.1

We take Mix Transformer encoder (MiT) pretrained on ImageNet [105] as the backbone and MLP-decoder with an embedding dimension of 512 unless specified, both introduced in SegFormer [59]. We select AdamW optimizer [106] with weight decay 0.01. The original learning rate is set as $6e^{-5}$ and we employ a poly learning rate schedule. We use cross-entropy as the loss function. When reporting multi-scale testing results on NYU Depth V2 and SUN RGB-D, we use multiple scales ($\{0.75, 1, 1.25\}$) with horizontal flipping. More specific settings for different datasets are described in detail in the appendix.

5 EXPERIMENT RESULTS AND ANALYSES

In this section, we present experimental results for verifying the effectiveness of our proposed CMX approach for RGB-X semantic segmentation. In Sec. 5.1, we show the performances of our model on multiple indoor and outdoor RGB-Depth benchmarks, compared with state-of-the-art methods. In Sec. 5.2, we analyze the RGB-Thermal segmentation performance for robust daytime- and nighttime semantic perception. In Sec. 5.3 and Sec. 5.4, we study the generalization of CMX to RGB-Polarization and RGB-Event modality combinations and representations of these multi-modal data. We conduct a comprehensive variety of ablation studies in Sec. 5.5 to confirm the effects of different components in our solution. Finally, we perform efficiency- and qualitative analysis in Sec. 5.6 and Sec. 5.7.

5.1 Results on RGB-Depth Datasets

We first assess the performance of our method on different RGB-D semantic segmentation datasets.

NYU Depth V2. The results on the NYU Depth V2 dataset are shown in Table 1. The performances of our model using different sizes of backbones are reported. It can be easily seen that our approach achieves leading scores. The proposed method with SegFormer-B2 already exceeds previous methods, attaining 54.4% in mIoU. Our CMX models based on SegFormer-B4 and -B5 further dramatically improve the mIoU to 56.3% and 56.9%, clearly standing out in front of all state-of-the-art approaches. As the model with SegFormer-B5 comes with much larger computation complexity which will be assessed in Sec. 5.6, in the following experiments we mainly use SegFormer-B2 and -B4 backbones.

SUN-RGBD. The segmentation results of CMX on the SUN-RGBD dataset are shown in Table 2. We experiment by training

TABLE 2: Results on SUN-RGBD. * denotes multi-scale test.

Method	mIoU (%)	Pixel Acc. (%)
3DGNN [107]	45.9	-
RDF-152 [111]	47.7	81.5
CFN [110]	48.1	-
D-CNN [14]	42.0	-
ACNet [7]	48.1	-
TCD [112]	49.5	83.1
SGNet [16]	48.6	82.0
SA-Gate [8]	49.4	82.5
NANet [103]	48.8	82.3
ShapeConv [15]	48.6	82.2
Ours (SegFormer-B2)*	49.7	82.8
Ours (SegFormer-B4)*	51.1	83.3

TABLE 3: Results on the Stanford2D3D dataset [30].

Method	mIoU (%)	Pixel Acc. (%)
Depth-aware CNN [14]	39.5	65.4
MMAF-Net-152 [113]	52.9	76.5
ShapeConv-101 [15]	60.6	82.7
Ours (SegFormer-B2)	61.2	82.3
Ours (SegFormer-B4)	62.1	82.6

and testing backbones of two different sizes and our method achieves leading performances. Our interactive cross-modal fusion approach exceeds previous works that either use input fusion depicted in Fig. 2(a) including SGNet [16] and ShapeConv [15], or build on feature fusion illustrated in Fig. 2(b) including ACNet [7] and SA-Gate [8]. In particular, with SegFormer-B4, our proposed method reaches state-of-the-art mIoU of 51.1%.

Stanford2D3D. As shown in Table 3, on the large-scale Stanford2D3D dataset, our proposed solution also achieves state-of-the-art mIoU scores. CMX based on SegFormer-B2 already surpasses the previous best ShapeConv [15] based on ResNet-101 [114] in mIoU and our model based on SegFormer-B4 further improves the accuracy values, reaching mIoU of 62.1%. The results demonstrate the effectiveness and learning capacity of our approach on such a large RGB-D dataset.

Cityscapes. The previous results are reported on indoor RGB-D datasets. To study the generalizability to outdoor scenes, we assess the effectiveness of CMX on Cityscapes, a well-known semantic segmentation dataset of RGB-D road-driving environments. As shown in Table 4, we compare the performances of our models against state-of-the-art RGB and RGB-D methods. Compared with SegFormer-B2 (RGB), our RGB-D approach elevates the accuracy by 0.6% in mIoU. Our approach based on SegFormer-B4 achieves a state-of-the-art score of 82.6% among the competitive models, outstripping all existing RGB-D methods on Cityscapes by more than 0.4% in absolute mIoU values, verifying that CMX generalizes well to street scene understanding.

5.2 Results on RGB-Thermal Dataset

We then investigate the generalizability of our approach to another modality combination scenario, precisely, RGB-Thermal semantic segmentation on the MFNet dataset [9].

Comparison with the state-of-the-art. In Table 5, we compare our method against RGB-only models and multi-modal methods using RGB-T inputs. As unfolded, ACNet [7] and SA-Gate [8], designed for RGB-D segmentation, perform less satisfactorily

TABLE 4: Results on Cityscapes *val* set in full resolution.

Method	Modal	Backbone	mIoU (%)
GSCNN [50]	RGB	WideResNet-101	80.8
CCNet [40]	RGB	ResNet-101	81.3
DANet [26]	RGB	ResNet-101	81.5
ACFNet [45]	RGB	ResNet-101	81.5
SegFormer [59]	RGB	MiT-B2	81.0
SegFormer [59]	RGB	MiT-B4	82.3
PADNet [115]	RGB-D	ResNet-50	76.1
Kong <i>et al.</i> [108]	RGB-D	ResNet-101	79.1
SA-Gate [8]	RGB-D	ResNet-50	80.7
SA-Gate [8]	RGB-D	ResNet-101	81.7
AsymFusion [91]	RGB-D	Xception65	82.1
SSMA [116]	RGB-D	ResNet-50	82.2
Ours (SegFormer-B2)	RGB-D	MiT-B2	81.6
Ours (SegFormer-B4)	RGB-D	MiT-B4	82.6

on RGB-T data, as they only use a global channel-wise fusion strategy and thereby fail to fully exploit the complementary cues. Depth-aware CNN [14], as an input fusion method with modality-specific operator design, also does not yield very high performance. In contrast, our proposed CMX solution, enabling comprehensive interactions from various perspectives, generalizes smoothly in RGB-T semantic segmentation. It can be seen that our method based on SegFormer-B2 achieves mIoU of 58.2%, clearly outperforming the previous best RGB-T methods ABM-DRNet [10], FEANet [17], and GMNet [19]. Our CMX solution based on SegFormer-B4 further elevates state-of-the-art mIoU to 59.7%, widening the accuracy gap in contrast to existing methods. Moreover, it is worth pointing out that the improvements brought by our RGB-X approach compared with the RGB baselines are compelling, *i.e.*, +5.0% and +4.9% in mIoU for SegFormer-B2 and -B4 backbones, respectively. Our approach overall achieves top scores on *car*, *person*, *bike*, *curve*, *car stop*, and *bump*. For *person* with infrared properties, our approach enjoys more than +11.0% gain in IoU, confirming the effectiveness of CMX in harvesting complementary cross-modal information.

Day and night performances. Following [19], [80], we assess day- and night segmentation results of our models compared against existing methods. For daytime scenes, both RGB- and thermal images provide beneficial meaningful information, and our approach increases IoU by 2.7%~3.1% compared with RGB-only baselines. At the nighttime, RGB segmentation often suffers from poor lighting conditions, and it even carries much noisy information in the RGB data. Yet, our CMX rectifies the noisy images and exploits supplementary features from thermal data, dramatically improving the performances by >7.0% in mIoU at night and enhancing the robustness of semantic scene understanding in unfavorable environments with adverse illuminations.

5.3 Results on RGB-Polarization Dataset

We now extend the study to RGB-P semantic segmentation on the ZJU-RGB-P dataset [11].

Comparison with the state-of-the-art. Table 7 shows per-class accuracy of our approach compared against RGB-only [59], [125] and RGB-Polarization fusion methods [11], [102]. Our approach largely elevates state-of-the-art performance, outperforming the previous best RGB-P method [11] by >6.0% in mIoU. We observe that the accuracy improvement on *pedestrian* is significant thanks to the capacity of the transformer backbone and our cross-modal fusion mechanisms. The IoU improvements compared to

TABLE 5: Per-class results on the MFNet dataset [9] for RGB-Thermal semantic segmentation.

Method	Modal	Unlabeled	Car	Person	Bike	Curve	Car Stop	Guardrail	Color Cone	Bump	mIoU
ERFNet [117]	RGB	96.7	67.1	56.2	34.3	30.6	9.4	0.0	0.1	30.5	36.1
DANet [26]	RGB	96.3	71.3	48.1	51.8	30.2	18.2	0.7	30.3	18.8	41.3
SegNet [5]	RGB	96.7	65.3	55.7	51.1	38.4	10.0	0.0	12.0	51.5	42.3
CCNet [40]	RGB	97.7	79.5	52.7	56.2	32.2	29.0	1.2	41.0	0.2	43.3
UNet [118]	RGB	96.9	66.2	60.5	46.2	41.6	17.9	1.8	30.6	44.2	45.1
PSPNet [36]	RGB	96.8	74.8	61.3	50.2	38.4	15.8	0.0	33.2	44.4	46.1
APCNet [119]	RGB	97.4	83.0	51.6	58.7	27.0	30.3	11.8	35.6	45.6	49.0
DUC [120]	RGB	97.7	82.5	69.4	58.9	40.1	20.9	3.4	42.1	40.9	50.7
HRNet [6]	RGB	98.0	86.9	67.3	59.2	35.3	23.1	1.7	46.6	47.3	51.7
SegFormer-B2 [59]	RGB	97.9	87.4	62.8	63.2	31.7	25.6	9.8	50.9	49.6	53.2
SegFormer-B4 [59]	RGB	98.0	88.9	64.0	62.8	38.1	25.9	6.9	50.8	57.7	54.8
MFNet [9]	RGB-T	96.9	65.9	58.9	42.9	29.9	9.9	0.0	25.2	27.7	39.7
SA-Gate [8]	RGB-T	96.8	73.8	59.2	51.3	38.4	19.3	0.0	24.5	48.8	45.8
Depth-Aware CNN [14]	RGB-T	96.9	77.0	53.4	56.5	30.9	29.3	8.5	30.1	32.3	46.1
ACNet [7]	RGB-T	96.7	79.4	64.7	52.7	32.9	28.4	0.8	16.9	44.4	46.3
PSTNet [121]	RGB-T	97.0	76.8	52.6	55.3	29.6	25.1	15.1	39.4	45.0	48.4
RTFNet [78]	RGB-T	98.5	87.4	70.3	62.7	45.3	29.8	0.0	29.1	55.7	53.2
FuseSeg [80]	RGB-T	97.6	87.9	71.7	64.6	44.8	22.7	6.4	46.9	47.9	54.5
AFNet [81]	RGB-T	98.0	86.0	67.4	62.0	43.0	28.9	4.6	44.9	56.6	54.6
ABMDRNet [10]	RGB-T	98.6	84.8	69.6	60.3	45.1	33.1	5.1	47.4	50.0	54.8
FEANet [17]	RGB-T	98.3	87.8	71.1	61.1	46.5	22.1	6.6	55.3	48.9	55.3
GMNet [19]	RGB-T	97.5	86.5	73.1	61.7	44.0	42.3	14.5	48.7	47.4	57.3
Ours (SegFormer-B2)	RGB-T	98.3	89.4	74.8	64.7	47.3	30.1	8.1	52.4	59.4	58.2
Ours (SegFormer-B4)	RGB-T	98.3	90.1	75.2	64.5	50.2	35.3	8.5	54.2	60.6	59.7

TABLE 6: Segmentation results on daytime- and nighttime images on the MFNet dataset [9].

Method	Modal	Daytime		Nighttime	
		mIoU	mAcc	mIoU	mAcc
FRRN [122]	RGB	40.0	45.1	37.3	41.6
DFN [53]	RGB	38.0	42.4	42.3	46.2
BiSeNet [123]	RGB	44.8	52.9	47.7	53.1
SegFormer-B2 [59]	RGB	48.6	60.9	49.2	64.2
SegFormer-B4 [59]	RGB	49.4	65.0	52.4	61.4
MFNet [9]	RGB-T	36.1	42.6	36.8	41.4
FuseNet [124]	RGB-T	41.0	49.5	43.9	48.9
RTFNet [78]	RGB-T	45.8	60.0	54.8	60.7
FuseSeg [80]	RGB-T	47.8	62.1	54.6	67.3
GMNet [19]	RGB-T	49.0	71.0	57.7	71.3
Ours (SegFormer-B2)	RGB-T	51.3	70.2	57.8	67.4
Ours (SegFormer-B4)	RGB-T	52.5	69.5	59.4	69.6

the results using only RGB modality (SegFormer-B2 [59]) are clear on classes with polarimetric characteristics such as *glass* ($>8.0\%$) and *car* ($>2.5\%$), further evidencing the generalizability of our cross-modal fusion solution in bridging RGB-P streams.

Polarization data representations. We study polarimetric data representations and the results displayed in Table 7 indicate that *AoLP* and *DoLP* representations both carry effective polarization information beneficial for semantic scene understanding, which is consistent with the finding in [11]. Besides, trichromatic representations are consistently better than monochromatic representations used in previous RGB-P segmentation works [11], [102]. This is expected as the trichromatic representation provides more detailed information, which should be leveraged to fully unlock the potential of trichromatic polarization cameras.

5.4 Results on RGB-Event Dataset

We take a step further to assess the generalizability of our proposed approach for dense-sparse data fusion.

Comparison with the state-of-the-art. In Table 8, we benchmark more than 10 semantic segmentation methods. We compare our models against RGB-only methods covering CNN-based SwiftNet [125], Fast-SCNN [126], CGNet [127], and DeepLabV3+ [128], as well as transformer-based Swin [24], SegFormer [59], and Trans4Trans [3]. We also include multi-modal methods, spanning RFNet [1] designed for road-driving scene segmentation and ISSAFE [12], the only known RGB-Event method designed for traffic accident scene segmentation, as well as SA-Gate [8], a state-of-the-art RGB-D segmentation method. While efficiently attaining accuracy improvements over SwiftNet, RFNet and ISSAFE overall only achieve rather unsatisfactory mIoU scores. SA-Gate, crafted for RGB-D data, is also less effective in the RGB-E combination scenario.

Compared with existing methods, our models improve segmentation performance by mixing RGB-Event features, as it can be clearly seen in Table 8 and Fig. 5. Our model using MiT-B4 as the backbone reaches 64.28% in mIoU, towering over all other methods and setting the state-of-the-art on the RGB-E benchmark. This further verifies the versatility of our solution for different multi-modal combinations. Moreover, we experiment with DeepLabV3+ [128] and Swin transformer with UperNet [129] in dual-branch structures by using their multi-stage features with CMX. The results show that our RGB-X solution consistently improves the scores of RGB-only models, confirming that our method is not strictly tied to a concrete backbone architecture, but can be easily deployed with other CNN- and transformer models, which helps to yield effective models for multi-modal semantic segmentation. Fig. 5 depicts per-class accuracy comparison between the RGB baseline and our RGB-Event model with SegFormer-B2. With event data, the foreground objects are more accurately parsed by our RGB-E model, such as *vehicle* (+2.1%), *pedestrian* (+11.7%), and traffic light (+7.0%).

Event data representations. In Table 9, we further study with different settings of event time bin $B=\{1, 3, 5, 10, 15, 20, 30\}$ with our CMX fusion model based on SegFormer B2. Compared

TABLE 7: Per-class results on the ZJU-RGB-P dataset [11] for RGB-Polarization semantic segmentation.

Method	Modal	Building	Glass	Car	Road	Vegetation	Sky	Pedestrian	Bicycle	mIoU
SwiftNet [125]	RGB	83.0	73.4	91.6	96.7	94.5	84.7	36.1	82.5	80.3
EAFNet [11]	RGB-P	87.0	79.3	93.6	97.4	95.3	87.1	60.4	85.6	85.7
NLFNet [102]	RGB-P	85.4	77.1	93.5	97.7	93.2	85.9	56.9	85.5	84.4
SegFormer-B2 [59]	RGB	90.6	79.0	92.8	96.6	96.2	89.6	82.9	89.3	89.6
Ours (SegFormer-B2)	RGB-AoLP (Monochromatic)	91.9	87.0	95.6	98.2	96.7	89.0	84.9	92.0	91.8
Ours (SegFormer-B2)	RGB-AoLP (Trichromatic)	91.5	87.3	95.8	98.2	96.6	89.3	85.6	91.9	92.0
Ours (SegFormer-B4)	RGB-AoLP (Monochromatic)	91.8	88.8	96.3	98.3	96.7	89.1	86.3	92.3	92.4
Ours (SegFormer-B4)	RGB-AoLP (Trichromatic)	91.6	88.8	96.3	98.3	96.8	89.7	86.2	92.8	92.6
Ours (SegFormer-B2)	RGB-DoLP (Monochromatic)	91.4	87.6	96.0	98.2	96.6	89.1	87.1	92.3	92.1
Ours (SegFormer-B2)	RGB-DoLP (Trichromatic)	91.8	87.8	96.1	98.2	96.7	89.4	86.1	91.8	92.2
Ours (SegFormer-B4)	RGB-DoLP (Monochromatic)	91.8	88.6	96.3	98.3	96.7	89.4	86.0	92.1	92.4
Ours (SegFormer-B4)	RGB-DoLP (Trichromatic)	91.6	88.6	96.3	98.3	96.7	89.5	86.4	92.2	92.5

TABLE 8: Results for RGB-Event semantic segmentation.

Method	Modal	Backbone	mIoU (%)	Pixel Acc. (%)
SwiftNet [125]	RGB	ResNet-18	36.67	83.46
Fast-SCNN [126]	RGB	Fast-SCNN	44.27	87.10
CGNet [127]	RGB	M3N21	44.75	87.13
Trans4Trans [3]	RGB	PVT-B2	51.86	89.03
Swin-s [24]	RGB	Swin-s	52.49	88.78
Swin-b [24]	RGB	Swin-b	53.31	89.21
DeepLabV3+ [128]	RGB	ResNet-101	53.65	89.92
SegFormer-B2 [59]	RGB	MiT-B2	58.69	91.21
SegFormer-B4 [59]	RGB	MiT-B4	59.86	91.61
RFNet [1]	RGB-E	ResNet-18	41.34	86.25
ISSAFE [12]	RGB-E	ResNet-18	43.61	86.83
SA-Gate [8]	RGB-E	ResNet-101	53.94	90.03
Ours (DeepLabV3+)	RGB-E	ResNet-101	54.91	89.67
Ours (Swin-s)	RGB-E	Swin-s	60.86	91.25
Ours (Swin-b)	RGB-E	Swin-b	61.21	91.61
Ours (SegFormer-B2)	RGB-E	MiT-B2	61.90	91.88
Ours (SegFormer-B4)	RGB-E	MiT-B4	64.28	92.60

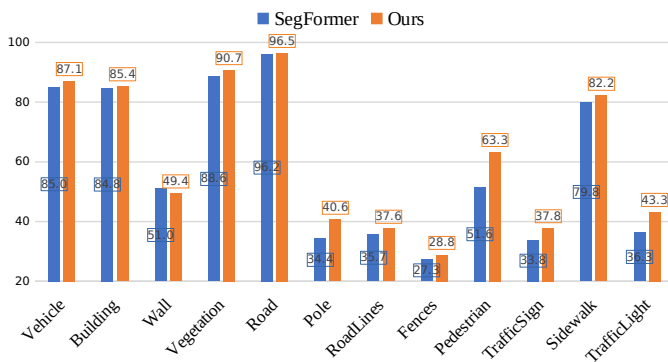


Fig. 5: Per-class accuracy comparison in IoU between RGB and RGB-Event semantic segmentation.

with the original event representation [32], our method achieves consistent improvements (visualized in Fig. 6) on different settings of event time bins, such as +1.63% of mIoU when $B=30$. In particular, it helps our CMX to obtain the highest mIoU of 61.90% in the setting of $B=3$. In $B=1$, embedding all events in a single time bin leads to dragging behind images of moving objects and being sub-optimal for feature fusion. In higher time bins, events produced in a short interval are dispersed to more bins, resulting in insufficient events in a single bin. These corroborate relevant

TABLE 9: Comparison of event representations and time bins.

Time bins	mIoU (%)	Pixel Acc. (%)
Original representation [32]		
B=1	61.30	91.75
B=3	61.28	91.64
B=5	60.32	91.38
B=10	60.48	91.64
B=15	60.04	91.44
B=20	60.93	91.74
B=30	59.60	91.15
Ours		
B=1	61.47	91.92
B=3	61.90	91.86
B=5	61.23	91.92
B=10	61.33	91.78
B=15	60.60	91.76
B=20	61.62	91.93
B=30	61.23	91.71

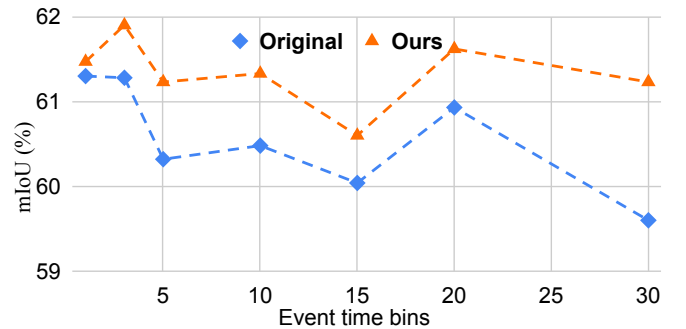


Fig. 6: Effect of event representations and time bins.

observations in [12], [85] and that the event representation $B=3$ is an effective time bin setting for RGB-E semantic segmentation with CMX. We note that the models in Table 9 are trained on an A100 GPU, and CMX produces a slightly different pixel accuracy score compared to that of ours (SegFormer-B2) in Table 8.

5.5 Ablation Study

We perform a series of ablation studies to explore how different parts of our architecture affect the segmentation. We use depth information encoded into HHA as the complementary modality here. We take MiT-B2 as the backbone with the MLP decoder in

TABLE 10: Ablation for CM-FRM/FFM on NYU Depth V2 *test* set.

Feature Rectify	Feature Fusion	mIoU (%)	Pixel Acc. (%)
No	Avg.	50.3	76.8
CM-FRM	Avg.	52.8	78.0
No	FFM	51.5	77.1
CM-FRM	FFM	54.2	78.8

our ablation studies, unless specified. The semantic segmentation performance is evaluated on the NYU Depth V2 dataset.

Effectiveness of CM-FRM and FFM. We design CM-FRM and FFM to rectify and merge features coming from the RGB- and X-modality branches. We take out these two modules from the architecture respectively, where the results are shown in Table 10. If CM-FRM is ablated, the features will be extracted independently in their own branches, and for FFM we simply average the two features for semantic prediction. Compared with the baseline, using only CM-FRM improves mIoU by 2.5%, using only FFM improves mIoU by 1.2%, and together CM-FRM and FFM improve the semantic segmentation performance by 3.9%.

Ablation with CM-FRM and FFM variants. We further experiment with variants of the CM-FRM and FFM modules. As shown in Table 11, *channel only* denotes using channel-wise rectification only ($\lambda_C=0$ and $\lambda_S=1$), and *spatial only* means using spatial-wise rectification only ($\lambda_C=0$ and $\lambda_S=1$). It can be seen that replacing the proposed CM-FRM by either *channel only* or *spatial only* causes a sub-optimal accuracy, further confirming the efficacy of combining the two dimensions’ rectification for holistic feature calibration, which is crucial for robust multi-modal segmentation.

TABLE 11: Ablation with different CM-FRM/FFM variants on NYU Depth V2 *test* set. *channel only* denotes using channel-wise rectification only and *spatial only* denotes using spatial-wise rectification only. *stage 2 only* means there is no information exchange before mixed channel embedding, while *self attn* denotes that the context vectors are not exchanged in stage 1 of FFM.

Feature Rectify	Feature Fusion	mIoU (%)	Pixel Acc. (%)
CM-FRM <i>channel only</i>	FFM	53.6	78.5
CM-FRM <i>spatial only</i>	FFM	53.3	78.3
CM-FRM	FFM <i>stage 2 only</i>	53.7	78.4
CM-FRM	FFM <i>self attn</i>	53.3	78.3
CM-FRM	FFM	54.2	78.8

Previous ablation studies support the design of CM-FRM. To understand the capability of FFM, we here test with two variants. As shown in Table 11, *stage 2 only* means there is no information exchange before the mixed channel embedding, whereas *self attn* denotes that the context vectors will not be exchanged in the stage 1 of FFM. The proposed modules productively rectify and fuse the features in different levels. Specifically, the experiments with the FFM variants illustrate the effectiveness of our cross-attention design for information exchange. The complete FFM has a 0.9% mIoU gain over the variant using only self-attention in FFM, indicating the importance of fusion from the sequence-to-sequence perspective, which is not considered in previous works. Overall, the ablation shows that our interactive strategy, providing comprehensive interactions, is effective for cross-modal fusion.

TABLE 12: Ablation for the second modality on NYU Depth V2 *test* set.

Modalities	mIoU (%)	Pixel Acc. (%)
RGB	46.7	73.8
RGB + RGB	47.2	74.1
RGB + Noise	47.7	74.5
RGB + Raw depth	51.1	75.7
RGB + HHA	52.0	77.0

Ablation of the supplementary modality. Previous works have shown that multi-modal segmentation has a better performance than single-modal RGB segmentation [7]. We carry out experiments to certify and the results are shown in Table 12. Note that here, the MLP decoder is not used, in order to focus on studying the influence of feature extraction from different supplementary modalities. First, we use only a single MiT-B2 backbone which uses only RGB information. Then, due to our approach using two parallel backbones, to facilitate a fair comparison we keep a dual-path architecture with both RGB inputs, which results slightly better than a single backbone. Additionally, we replace the second modality with random noise, which obtains even better results than two RGB inputs. This means that even pure noise information may help the model to identify noisy information in the RGB branch. The model learns to focus on relevant features and thus gains robustness. It may also help prevent over-fitting during the learning process. However, when using depth information, we have observed obvious improvements compared to these three settings, which further proves that the fusion of RGB and depth information brings clearly better predictions. Encoding depth images using the HHA representation further increases the scores. The overall gain of 5.3% in mIoU, compared with the RGB-only baseline, is also compelling, which is similar to that in RGB-T semantic segmentation, demonstrating the effectiveness of our proposed method for rectifying and fusing cross-modal information.

5.6 Efficiency Analysis

In Table 13, we present computational complexity results of our models. Compared with the previous state-of-the-art method SA-Gate [8] on the NYU Depth V2 dataset using ResNet50, our model with SegFormer-B2 has similar #Params but significantly lower FLOPs. Our CMX model with SegFormer-B4 greatly elevates the mIoU score to 56.0%, further widening the accuracy gap with moderate model complexity. With SegFormer-B5, mIoU further increases to 56.8%, but it also comes with larger complexity. For efficiency-critical applications, the CMX solution with SegFormer-B2 or -B4 would be preferred to enable both accurate and efficient multi-modal semantic scene perception.

TABLE 13: Efficiency results. FLOPs are estimated for inputs of RGB ($480 \times 640 \times 3$) and HHA ($480 \times 640 \times 3$).

Method	Params/M	FLOPs/G	mIoU (%)
SA-Gate [8] (ResNet50)	63.4	204.9	50.4
Ours (SegFormer-B2)	66.6	67.6	53.8
Ours (SegFormer-B4)	139.9	134.3	56.0
Ours (SegFormer-B5)	181.1	167.8	56.8

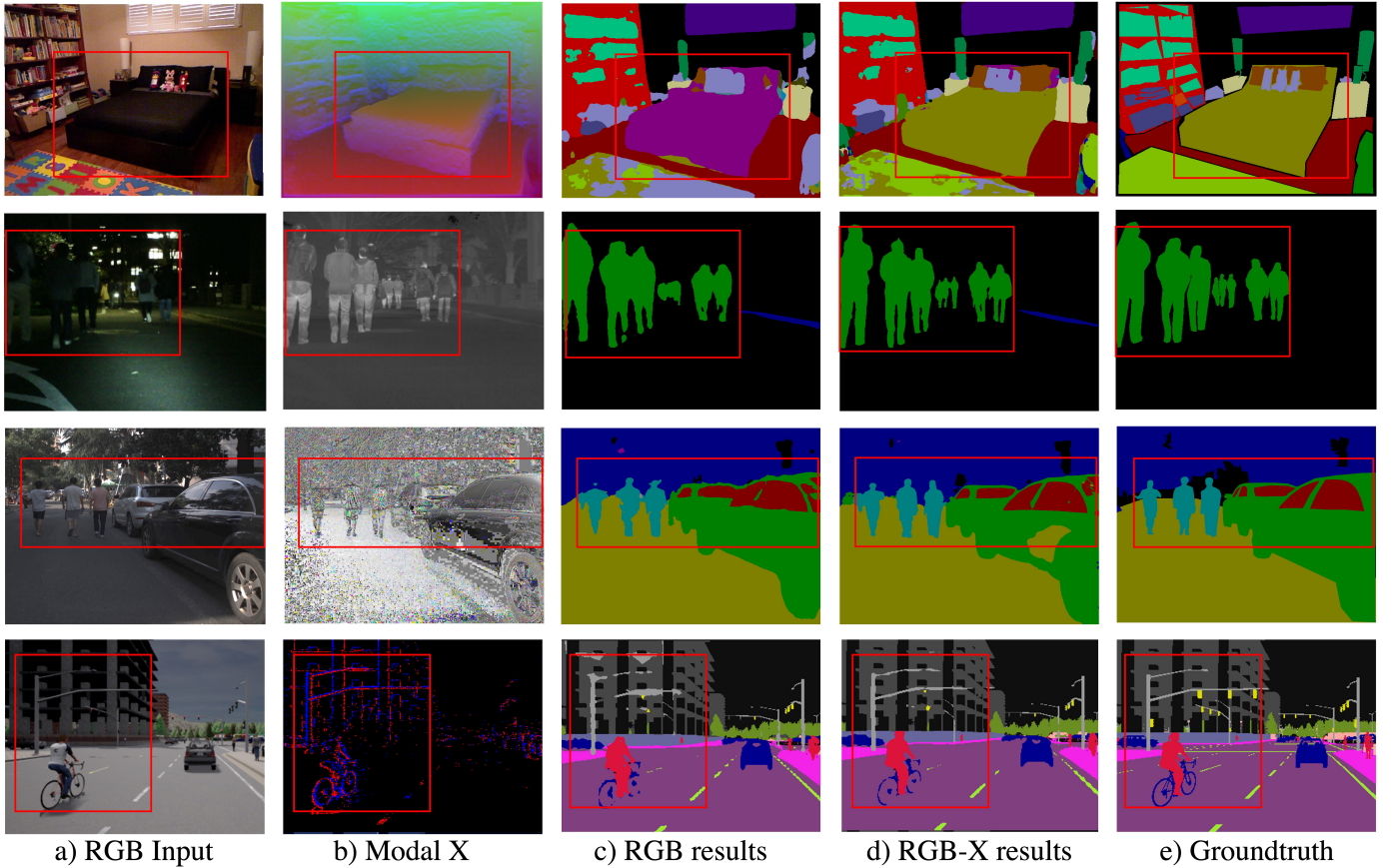


Fig. 7: Visualization of semantic segmentation results for RGB-only and RGB-X approaches. We use SegFormer-B2 for RGB segmentation and the proposed approach with the same backbone MiT-B2 and MLP-Decoder for RGB-X segmentation. From top to bottom: RGB-Depth, RGB-Thermal, RGB-Polarization (AoLP), and RGB-Event semantic segmentation.

5.7 Qualitative Analysis

In our final study, we showcase various examples of representative qualitative results to deepen the analysis.

Segmentation results. We visualize four segmentation results across different modality combinations with the backbone of SegFormer-B2 in Fig. 7. The proposed method can harvest complementary information from the second modality and thereby yields more accuracy segmentation results. For RGB-D semantic segmentation in an indoor scene from the NYU Depth V2 dataset [28], CMX leverages geometric information and correctly identifies the *bed* while the RGB-only model wrongly classifies it as a *sofa*. For RGB-T segmentation, while the baseline yields very coarse segmentation under the low illumination conditions at night, much clearer boundary distinctions are made by our method between the *persons* and *unlabeled* background with infrared information acquired in the thermal modality and fused via our solution. For RGB-P segmentation, specular *glass* areas are more precisely parsed, the *cars* which also contain polarization cues are completely and smoothly segmented with delineated borders, and the *pedestrian* detection also shows beneficial effects. Moreover, for dense-sparse fusion of RGB-Event data, our method generalizes well and enhances the segmentation of moving objects. Overall, the qualitative examination backs up that our general approach is suitable for a diverse mix of multi-modal sensing combinations for robust semantic scene understanding.

We further view the outdoor RGB-D semantic segmentation

results on the Cityscapes dataset [31] based on the backbone of SegFormer-B4. We show the results of the baseline RGB-only model and our RGB-X approach, in particular the difference maps *w.r.t.* the segmentation ground truth. As displayed in Fig. 8, in spite of the noisy depth measurements, the HHA image encoding depth information still benefits the segmentation via our model that is able to rectify and fuse cross-modal complementary features. It can be seen that our approach has better pixel accuracy scores on a wide variety of driving scene elements such as *fence*, *rider*, *sidewalk*, and *road* in the positive group, which are highlighted in green boxes. However, the shadows and weak illumination conditions are still challenging for both models and make the depth cues less effective. For example, depth information in the regions of *sidewalk* in the negative group, may be less informative for fusion, as highlighted in the red boxes.

Feature analysis. To better understand the key module for feature rectification, we visualize the input- and rectified features of CM-FRM in layer 1, and their difference map, as shown in Fig. 9. It can be seen that the feature maps are enhanced in both streams after the cross-modal calibration. The RGB-stream delivers texture information to the supplement modality, while the supplement modality further improves the boundary and emphasizes complementary discontinuities of RGB features. In the RGB-D segmentation scenario, the RGB-feature difference map shows that the ground area is better spotlighted, thanks to the HHA image encoding depth information, which provides geometric cues such as height above




Fig. 8: Visualization of semantic segmentation results for the RGB-only baseline and our RGB-X approach, both of which are based on SegFormer-B4. “Acc” is short for pixel accuracy of the segmentation result. From left to right: RGB image, baseline difference map *w.r.t.* the ground truth, HHA image encoding depth information, our difference map, and segmentation ground truth.

ground, beneficial for higher-level semantic prediction of ground-related classes. In the RGB-T nighttime scene parsing cases, the pedestrians are hard to be seen in the RGB images. But the RGB-feature difference map clearly highlights the pedestrians thanks to the supplementary thermal modality with infrared imaging. These indicate that the complementary features have been infused into the RGB-stream. The RGB features have been rectified to better focus on informative ones and capture such complementary discontinuities towards accurate semantic understanding.

6 CONCLUSION

To revitalize multi-modal pixel-wise semantic scene understanding, we investigate RGB-X semantic segmentation and propose CMX, a universal vision-transformer-based cross-modal fusion architecture, which is generalizable for a diverse mix of sensing data combinations. We put forward a Cross-Modal Feature Rectification Module (CM-FRM) and a Feature Fusion Module (FFM) for facilitating interactions towards accurate RGB-X semantic segmentation. CM-FRM conducts channel- and spatial-wise rectification, rendering comprehensive feature calibration. FFM intertwines cross-attention and mixed channel embedding for enhanced global information exchange. To further assess the generalizability of CMX to dense-sparse data fusion, we establish a RGB-Event semantic segmentation benchmark. We study effective representations of polarimetric- and event data, indicating the optimal path to follow for reaching robust multi-modal semantic

segmentation. The proposed model sets the new state-of-the-art on seven benchmarks, spanning four RGB-D datasets, as well as RGB-Thermal, RGB-Polarization, and RGB-Event combinations.

In the future, we aim to extend CMX to a three-path architecture for combining three or more types of sensor data. Another possible research direction is to investigate multi-modal pretraining for learning complementary synergies between modalities that are beneficial for downstream semantic segmentation tasks.

ACKNOWLEDGMENTS

This work was supported in part by the Federal Ministry of Labor and Social Affairs (BMAS) through the AccessibleMaps project under Grant 01KM151112, in part by the University of Excellence through the “KIT Future Fields” project, in part by the Helmholtz Association Initiative and Networking Fund on the HAICORE@KIT partition, and in part by Hangzhou SurImage Technology Company Ltd.

APPENDIX A MORE IMPLEMENTATION DETAILS

We implement our experiments with PyTorch. We employ a poly learning rate schedule with a factor of 0.9 and an initial learning rate of $6e^{-5}$. The number of warm-up epochs is 10. We now describe specific implementation details for different datasets.

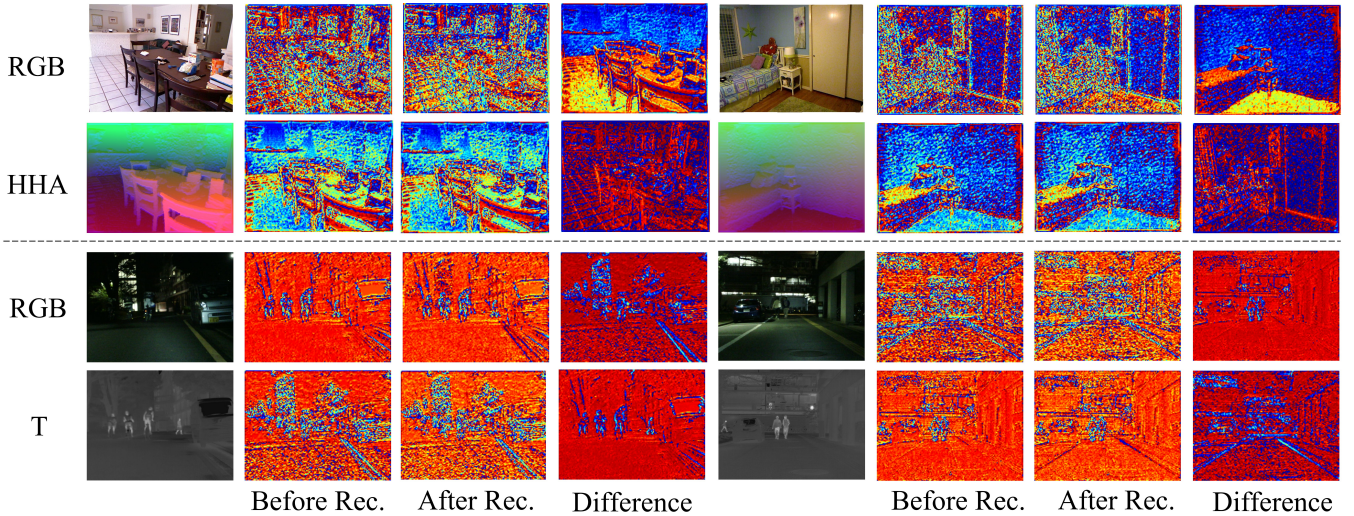


Fig. 9: Visualization of the feature extracted in layer 1 and the rectified feature, and their difference map.

NYU Depth V2 dataset. We train our model with MiT-B2 backbone on four 2080Ti GPUs, model with MiT-B4 and MiT-B5 backbone on three 3090 GPUs. The number of training epochs is set as 500. We take the whole image with the size 640×480 for training and inference. We use a batch size of 8 for the MiT-B2 backbone and 6 for MiT-B4 and MiT-B5.

SUN-RGBD dataset. The model is trained on two V100 GPUs. The number of training epochs here is set as 200. The images are randomly cropped to 480×480 . We use a batch size of 8 for the MiT-B2 backbone and 4 for MiT-B4.

Stanford2D3D dataset. The model is trained on four 2080Ti GPUs. The number of training epochs here is set as 32. We resize the input images to 480×480 . We use a batch size of 12 for the MiT-B2 backbone and 8 for MiT-B4.

Cityscapes dataset. The model is trained on eight A100 GPUs for 500 epochs. The batch size is set as 8. The images are randomly cropped into 1024×1024 for training and inference is performed on the full resolution with a sliding window of 512×512 . The embedding dimension of the MiT-B4 backbone and MLP-decoder is set as 768.

RGB-T MFNet dataset. The model is trained on four 2080Ti GPUs. We use the original image size of 640×480 for training and inference. Batch size is set to 8 for the MiT-B2 backbone and we train for 500 epochs. Consistent with the batch size of 8, the model based on MiT-B4 is trained on four A100 GPUs, which requires a larger memory.

RGB-P ZJU dataset. The model is trained on four 2080Ti GPUs. We resize the image from 1224×1024 to 612×512 . The number of training epochs is set as 400. We use a batch size of 8 for the MiT-B2 backbone and 4 for MiT-B4.

RGB-E EventScape dataset. The proposed model is trained with a batch size of 4 and the original resolution of 512×256 on a single 1080Ti GPU. The number of training epochs is set as 100. The embedding dimension of the MiT-B4 backbone and MLP-decoder is set as 768.

APPENDIX B FAILURE CASE ANALYSES

In addition to the representative qualitative results and analyses that sufficiently show the effectiveness of CMX, we further

present failure case analysis to help gather a more comprehensive understanding of RGB-X semantic segmentation.

In Fig. 10, we show a set of failure cases in different sensing modality combination scenarios. The first rows shows that for the RGB-D semantic segmentation in a highly composite indoor scene with extremely densely arranged objects, the parsing results are still less visually satisfactory. In the second row of a nighttime scene, the *guardrails* are mis-classified by the RGB-X method as *color cone*, despite our model delivering more complete and consistent segmentation than the RGB-only model and having better segmentation of *person* with thermal properties. This illustrates that at night, the perception of some remote objects is still challenging in RGB-T semantic segmentation and it should be noted for safety-critical applications like automated driving. In the third row, the RGB-P model might be misguided by the polarized background area in an occluded situation, and yields less accurate parsing results, indicating that polarization, as a strong prior for segmentation of specular surfaces like *glass* and *car* regions, should be carefully leveraged in unconstrained scenes with a lot of occlusions. In the last row, the *fences* are partially detected as *vehicles* in the RGB-E segmentation result, but our model still yields more correctly identified pixels than the RGB-only model by harvesting complementary cues from event data.

REFERENCES

- [1] L. Sun, K. Yang, X. Hu, W. Hu, and K. Wang, “Real-time fusion network for RGB-D semantic segmentation incorporating unexpected obstacle detection for road-driving images,” *RA-L*, vol. 5, no. 4, pp. 5558–5565, 2020. 1, 9, 10
- [2] D. Seichter, M. Köhler, B. Lewandowski, T. Wengelfeld, and H.-M. Gross, “Efficient RGB-D semantic segmentation for indoor scene analysis,” in *ICRA*, 2021. 1
- [3] J. Zhang, K. Yang, A. Constantinescu, K. Peng, K. Müller, and R. Stiefelhagen, “Trans4Trans: Efficient transformer for transparent object segmentation to help visually impaired people navigate in the real world,” in *ICCVW*, 2021. 1, 9, 10
- [4] L.-C. Chen, G. Papandreou, I. Kokkinos, K. Murphy, and A. L. Yuille, “DeepLab: Semantic image segmentation with deep convolutional nets, atrous convolution, and fully connected CRFs,” *TPAMI*, vol. 40, no. 4, pp. 834–848, 2018. 1, 3
- [5] V. Badrinarayanan, A. Kendall, and R. Cipolla, “SegNet: A deep convolutional encoder-decoder architecture for image segmentation,” *TPAMI*, vol. 39, no. 12, pp. 2481–2495, 2017. 1, 9




Fig. 10: Visualization of failure cases. We use SegFormer-B2 for RGB segmentation and the proposed approach with the same backbone MiT-B2 and MLP-Decoder for RGB-X segmentation. From top to bottom: RGB-Depth, RGB-Thermal, RGB-Polarization (AoLP), and RGB-Event semantic segmentation.

- [6] J. Wang, K. Sun, T. Cheng, B. Jiang, C. Deng, Y. Zhao, D. Liu, Y. Mu, M. Tan, X. Wang, W. Liu, and B. Xiao, "Deep high-resolution representation learning for visual recognition," *TPAMI*, vol. 43, no. 10, pp. 3349–3364, 2021. [1, 9](#)
- [7] X. Hu, K. Yang, L. Fei, and K. Wang, "ACNet: Attention based network to exploit complementary features for RGBD semantic segmentation," in *ICIP*, 2019. [1, 2, 3, 4, 5, 7, 8, 9, 11](#)
- [8] X. Chen, K.-Y. Lin, J. Wang, W. Wu, C. Qian, H. Li, and G. Zeng, "Bi-directional cross-modality feature propagation with separation-and-aggregation gate for RGB-D semantic segmentation," in *ECCV*, 2020. [1, 2, 3, 4, 5, 7, 8, 9, 10, 11](#)
- [9] Q. Ha, K. Watanabe, T. Karasawa, Y. Ushiku, and T. Harada, "MFNet: Towards real-time semantic segmentation for autonomous vehicles with multi-spectral scenes," in *IROS*, 2017. [1, 2, 7, 8, 9](#)
- [10] Q. Zhang, S. Zhao, Y. Luo, D. Zhang, N. Huang, and J. Han, "ABM-DRNet: Adaptive-weighted bi-directional modality difference reduction network for RGB-T semantic segmentation," in *CVPR*, 2021. [1, 2, 3, 4, 8, 9](#)
- [11] K. Xiang, K. Yang, and K. Wang, "Polarization-driven semantic segmentation via efficient attention-bridged fusion," *OE*, vol. 29, no. 4, pp. 4802–4820, 2021. [1, 2, 3, 6, 7, 8, 9, 10](#)
- [12] J. Zhang, K. Yang, and R. Stiefelham, "ISSAFE: Improving semantic segmentation in accidents by fusing event-based data," in *IROS*, 2021. [1, 2, 3, 4, 6, 7, 9, 10](#)
- [13] Y. Zhang, D. Sidibé, O. Morel, and F. Mériaudeau, "Deep multimodal fusion for semantic image segmentation: A survey," *IVC*, vol. 105, p. 104042, 2020. [1, 3](#)
- [14] W. Wang and U. Neumann, "Depth-aware CNN for RGB-D segmentation," in *ECCV*, 2018. [1, 3, 7, 8, 9](#)
- [15] J. Cao, H. Leng, D. Lischinski, D. Cohen-Or, C. Tu, and Y. Li, "ShapeConv: Shape-aware convolutional layer for indoor RGB-D semantic segmentation," in *ICCV*, 2021. [1, 3, 7, 8](#)
- [16] L.-Z. Chen, Z. Lin, Z. Wang, Y.-L. Yang, and M.-M. Cheng, "Spatial information guided convolution for real-time RGBD semantic segmentation," *TIP*, vol. 30, pp. 2313–2324, 2021. [1, 3, 7, 8](#)
- [17] F. Deng, H. Feng, M. Liang, H. Wang, Y. Yang, Y. Gao, J. Chen, J. Hu, X. Guo, and T. L. Lam, "FEANet: Feature-enhanced attention network for RGB-thermal real-time semantic segmentation," in *IROS*, 2021. [1, 2, 5, 8, 9](#)
- [18] D. Lin and H. Huang, "Zig-zag network for semantic segmentation of RGB-D images," *TPAMI*, vol. 42, no. 10, pp. 2642–2655, 2020. [2](#)
- [19] W. Zhou, J. Liu, J. Lei, L. Yu, and J.-N. Hwang, "GMNet: Graded-feature multilabel-learning network for RGB-thermal urban scene semantic segmentation," *TIP*, vol. 30, pp. 7790–7802, 2021. [2, 3, 8, 9](#)
- [20] D. Sun, X. Huang, and K. Yang, "A multimodal vision sensor for autonomous driving," in *SPIE*, 2019. [2, 7](#)
- [21] R. Girdhar, M. Singh, N. Ravi, L. van der Maaten, A. Joulin, and I. Misra, "OMNIVORE: A single model for many visual modalities," *arXiv preprint arXiv:2201.08377*, 2022. [2](#)
- [22] A. Dosovitskiy, L. Beyer, A. Kolesnikov, D. Weissenborn, X. Zhai, T. Unterthiner, M. Dehghani, M. Minderer, G. Heigold, S. Gelly, J. Uszkoreit, and N. Houlsby, "An image is worth 16x16 words: Transformers for image recognition at scale," in *ICLR*, 2021. [2, 3](#)
- [23] H. Touvron, M. Cord, M. Douze, F. Massa, A. Sablayrolles, and H. Jégou, "Training data-efficient image transformers & distillation through attention," in *ICML*, 2021. [2, 3](#)
- [24] Z. Liu, Y. Lin, Y. Cao, H. Hu, Y. Wei, Z. Zhang, S. Lin, and B. Guo, "Swin transformer: Hierarchical vision transformer using shifted windows," in *ICCV*, 2021. [2, 3, 9, 10](#)
- [25] A. Vaswani, N. Shazeer, N. Parmar, J. Uszkoreit, L. Jones, A. N. Gomez, Ł. Kaiser, and I. Polosukhin, "Attention is all you need," in *NeurIPS*, 2017. [2, 3, 5](#)
- [26] J. Fu, J. Liu, H. Tian, Y. Li, Y. Bao, Z. Fang, and H. Lu, "Dual attention network for scene segmentation," in *CVPR*, 2019. [2, 3, 8, 9](#)
- [27] S. Zheng, J. Lu, H. Zhao, X. Zhu, Z. Luo, Y. Wang, Y. Fu, J. Feng, T. Xiang, P. H. S. Torr, and L. Zhang, "Rethinking semantic segmentation from a sequence-to-sequence perspective with transformers," in *CVPR*, 2021. [2, 3](#)

- [28] N. Silberman, D. Hoiem, P. Kohli, and R. Fergus, "Indoor segmentation and support inference from RGBD images," in *ECCV*, 2012. 2, 7, 12
- [29] S. Song, S. P. Lichtenberg, and J. Xiao, "SUN RGB-D: A RGB-D scene understanding benchmark suite," in *CVPR*, 2015. 2, 7
- [30] I. Armeni, S. Sax, A. R. Zamir, and S. Savarese, "Joint 2D-3D-semantic data for indoor scene understanding," *arXiv preprint arXiv:1702.01105*, 2017. 2, 7, 8
- [31] M. Cordts, M. Omran, S. Ramos, T. Rehfeld, M. Enzweiler, R. Benenson, U. Franke, S. Roth, and B. Schiele, "The cityscapes dataset for semantic urban scene understanding," in *CVPR*, 2016. 2, 7, 12
- [32] D. Gehrig, M. Rüegg, M. Gehrig, J. Hidalgo-Carrió, and D. Scaramuzza, "Combining events and frames using recurrent asynchronous multimodal networks for monocular depth prediction," *RA-L*, vol. 6, no. 2, pp. 2822–2829, 2021. 2, 6, 7, 10
- [33] J. Long, E. Shelhamer, and T. Darrell, "Fully convolutional networks for semantic segmentation," in *CVPR*, 2015. 2
- [34] F. Yu and V. Koltun, "Multi-scale context aggregation by dilated convolutions," in *ICLR*, 2016. 3
- [35] M. Yang, K. Yu, C. Zhang, Z. Li, and K. Yang, "DenseASPP for semantic segmentation in street scenes," in *CVPR*, 2018. 3
- [36] H. Zhao, J. Shi, X. Qi, X. Wang, and J. Jia, "Pyramid scene parsing network," in *CVPR*, 2017. 3, 9
- [37] Q. Hou, L. Zhang, M.-M. Cheng, and J. Feng, "Strip pooling: Rethinking spatial pooling for scene parsing," in *CVPR*, 2020. 3
- [38] X. Wang, R. Girshick, A. Gupta, and K. He, "Non-local neural networks," in *CVPR*, 2018. 3
- [39] Y. Yuan, L. Huang, J. Guo, C. Zhang, X. Chen, and J. Wang, "OCNet: Object context for semantic segmentation," *IJCV*, vol. 129, no. 8, pp. 2375–2398, 2021. 3
- [40] Z. Huang, X. Wang, L. Huang, C. Huang, Y. Wei, and W. Liu, "CCNet: Criss-cross attention for semantic segmentation," in *ICCV*, 2019. 3, 8, 9
- [41] Y. Liu, Y. Chen, P. Lasang, and Q. Sun, "Covariance attention for semantic segmentation," *TPAMI*, 2020. 3
- [42] Z. Li, Y. Sun, L. Zhang, and J. Tang, "CTNet: Context-based tandem network for semantic segmentation," *TPAMI*, 2021. 3
- [43] G. Lin, A. Milan, C. Shen, and I. Reid, "RefineNet: Multi-path refinement networks for high-resolution semantic segmentation," in *CVPR*, 2017. 3
- [44] H. Zhang, K. Dana, J. Shi, Z. Zhang, X. Wang, A. Tyagi, and A. Agrawal, "Context encoding for semantic segmentation," in *CVPR*, 2018. 3
- [45] F. Zhang, Y. Chen, Z. Li, Z. Hong, J. Liu, F. Ma, J. Han, and E. Ding, "ACFNet: Attentional class feature network for semantic segmentation," in *ICCV*, 2019. 3, 8
- [46] C. Yu, J. Wang, C. Gao, G. Yu, C. Shen, and N. Sang, "Context prior for scene segmentation," in *CVPR*, 2020. 3
- [47] Y. Yuan, X. Chen, and J. Wang, "Object-contextual representations for semantic segmentation," in *ECCV*, 2020. 3
- [48] Z. Jin, T. Gong, D. Yu, Q. Chu, J. Wang, C. Wang, and J. Shao, "Mining contextual information beyond image for semantic segmentation," in *ICCV*, 2021. 3
- [49] W. Wang, T. Zhou, F. Yu, J. Dai, E. Konukoglu, and L. Van Gool, "Exploring cross-image pixel contrast for semantic segmentation," *ICCV*, 2021. 3
- [50] T. Takikawa, D. Acuna, V. Jampani, and S. Fidler, "Gated-SCNN: Gated shape CNNs for semantic segmentation," in *ICCV*, 2019. 3, 8
- [51] H. Ding, X. Jiang, A. Q. Liu, N. M. Thalmann, and G. Wang, "Boundary-aware feature propagation for scene segmentation," in *ICCV*, 2019. 3
- [52] X. Li, X. Li, L. Zhang, G. Cheng, J. Shi, Z. Lin, S. Tan, and Y. Tong, "Improving semantic segmentation via decoupled body and edge supervision," in *ECCV*, 2020. 3
- [53] C. Yu, J. Wang, C. Peng, C. Gao, G. Yu, and N. Sang, "Learning a discriminative feature network for semantic segmentation," in *CVPR*, 2018. 3, 9
- [54] Z. Zhu, M. Xu, S. Bai, T. Huang, and X. Bai, "Asymmetric non-local neural networks for semantic segmentation," in *ICCV*, 2019. 3
- [55] X. Li, Z. Zhong, J. Wu, Y. Yang, Z. Lin, and H. Liu, "Expectation-maximization attention networks for semantic segmentation," in *ICCV*, 2019. 3
- [56] S. Choi, J. T. Kim, and J. Choo, "Cars can't fly up in the sky: Improving urban-scene segmentation via height-driven attention networks," in *CVPR*, 2020. 3
- [57] M. Yin, Z. Yao, Y. Cao, X. Li, Z. Zhang, S. Lin, and H. Hu, "Disentangled non-local neural networks," in *ECCV*, 2020. 3
- [58] R. Strudel, R. Garcia, I. Laptev, and C. Schmid, "Segmenter: Transformer for semantic segmentation," in *ICCV*, 2021. 3
- [59] E. Xie, W. Wang, Z. Yu, A. Anandkumar, J. M. Alvarez, and P. Luo, "SegFormer: Simple and efficient design for semantic segmentation with transformers," in *NeurIPS*, 2021. 3, 6, 7, 8, 9, 10
- [60] W. Wang, E. Xie, X. Li, D.-P. Fan, K. Song, D. Liang, T. Lu, P. Luo, and L. Shao, "Pyramid vision transformer: A versatile backbone for dense prediction without convolutions," in *ICCV*, 2021. 3
- [61] K. Li, Y. Wang, J. Zhang, P. Gao, G. Song, Y. Liu, H. Li, and Y. Qiao, "UniFormer: Unifying convolution and self-attention for visual recognition," *arXiv preprint arXiv:2201.09450*, 2022. 3
- [62] N. Carion, F. Massa, G. Synnaeve, N. Usunier, A. Kirillov, and S. Zagoruyko, "End-to-end object detection with transformers," in *ECCV*, 2020. 3
- [63] H. Wang, Y. Zhu, H. Adam, A. Yuille, and L.-C. Chen, "MaX-DeepLab: End-to-end panoptic segmentation with mask transformers," in *CVPR*, 2021. 3
- [64] B. Cheng, A. Schwing, and A. Kirillov, "Per-pixel classification is not all you need for semantic segmentation," in *NeurIPS*, 2021. 3
- [65] Y.-H. Wu, Y. Liu, X. Zhan, and M.-M. Cheng, "P2T: Pyramid pooling transformer for scene understanding," *arXiv preprint arXiv:2106.12011*, 2021. 3
- [66] R. Ranftl, A. Bochkovskiy, and V. Koltun, "Vision transformers for dense prediction," in *ICCV*, 2021. 3
- [67] Y. Yuan, R. Fu, L. Huang, W. Lin, C. Zhang, X. Chen, and J. Wang, "HRFormer: High-resolution transformer for dense prediction," in *NeurIPS*, 2021. 3
- [68] Y. Lee, J. Kim, J. Willette, and S. J. Hwang, "MPViT: Multi-path vision transformer for dense prediction," in *CVPR*, 2022. 3
- [69] B. Cheng, I. Misra, A. G. Schwing, A. Kirillov, and R. Girdhar, "Masked-attention mask transformer for universal image segmentation," *arXiv preprint arXiv:2112.01527*, 2021. 3
- [70] J. Jain, A. Singh, N. Orlov, Z. Huang, J. Li, S. Walton, and H. Shi, "SeMask: Semantically masked transformers for semantic segmentation," *arXiv preprint arXiv:2112.12782*, 2021. 3
- [71] H. Yan, C. Zhang, and M. Wu, "Lawin transformer: Improving semantic segmentation transformer with multi-scale representations via large window attention," *arXiv preprint arXiv:2201.01615*, 2022. 3
- [72] Y. Wang, C. Ho, W. Xu, Z. Xuan, X. Liu, and G.-J. Qi, "Dual-flattening transformers through decomposed row and column queries for semantic segmentation," *arXiv preprint arXiv:2201.09139*, 2022. 3
- [73] Z. Xiong, Y. Yuan, N. Guo, and Q. Wang, "Variational context-deformable ConvNets for indoor scene parsing," in *CVPR*, 2020. 3
- [74] Y. Su, Y. Yuan, and Z. Jiang, "Deep feature selection-and-fusion for RGB-D semantic segmentation," in *ICME*, 2021. 3
- [75] Y. Qian, L. Deng, T. Li, C. Wang, and M. Yang, "Gated-residual block for semantic segmentation using RGB-D data," *T-ITS*, 2021. 3
- [76] H. Zhou, L. Qi, H. Huang, X. Yang, Z. Wan, and X. Wen, "CANet: Co-attention network for RGB-D semantic segmentation," *PR*, vol. 124, p. 108468, 2022. 3
- [77] Y. Liu, Q. Fan, S. Zhang, H. Dong, T. Funkhouser, and L. Yi, "Contrastive multimodal fusion with TupleInfoNCE," in *ICCV*, 2021. 3
- [78] Y. Sun, W. Zuo, and M. Liu, "RTFNet: RGB-thermal fusion network for semantic segmentation of urban scenes," *RA-L*, vol. 4, no. 3, pp. 2576–2583, 2019. 3, 9
- [79] C. Li, W. Xia, Y. Yan, B. Luo, and J. Tang, "Segmenting objects in day and night: Edge-conditioned CNN for thermal image semantic segmentation," *TNNLS*, vol. 32, no. 7, pp. 3069–3082, 2020. 3
- [80] Y. Sun, W. Zuo, P. Yun, H. Wang, and M. Liu, "FuseSeg: Semantic segmentation of urban scenes based on RGB and thermal data fusion," *T-ASE*, vol. 18, no. 3, pp. 1000–1011, 2021. 3, 8, 9
- [81] J. Xu, K. Lu, and H. Wang, "Attention fusion network for multi-spectral semantic segmentation," *PRL*, vol. 146, pp. 179–184, 2021. 3, 9
- [82] M. Blanchon, O. Morel, Y. Zhang, R. Seulin, N. Crombez, and D. Sidibé, "Outdoor scenes pixel-wise semantic segmentation using polarimetry and fully convolutional network," in *VISAPP*, 2019. 3
- [83] A. Kalra, V. Taamazyan, S. K. Rao, K. Venkataraman, R. Raskar, and A. Kadambi, "Deep polarization cues for transparent object segmentation," in *CVPR*, 2020. 3
- [84] I. Alonso and A. C. Murillo, "EV-SegNet: Semantic segmentation for event-based cameras," in *CVPRW*, 2019. 3, 6
- [85] J. Zhang, K. Yang, and R. Stiefelhagen, "Exploring event-driven dynamic context for accident scene segmentation," *T-ITS*, 2021. 3, 6, 7, 10
- [86] H. Rashed, S. Yogamani, A. El-Sallab, P. Krizek, and M. El-Helw, "Optical flow augmented semantic segmentation networks for automated driving," in *VISAPP*, 2019. 3

- [87] Z. Zhuang, R. Li, K. Jia, Q. Wang, Y. Li, and M. Tan, "Perception-aware multi-sensor fusion for 3D LiDAR semantic segmentation," in *ICCV*, 2021. 3
- [88] Y. Xing, J. Wang, and G. Zeng, "Malleable 2.5D convolution: Learning receptive fields along the depth-axis for RGB-D scene parsing," in *ECCV*, 2020. 3
- [89] Z. Wu, G. Allibert, C. Stolz, and C. Demonceaux, "Depth-adapted CNN for RGB-D cameras," in *ACCV*, 2020. 3
- [90] Y. Wang, W. Huang, F. Sun, T. Xu, Y. Rong, and J. Huang, "Deep multimodal fusion by channel exchanging," in *NeurIPS*, 2020. 3
- [91] Y. Wang, F. Sun, M. Lu, and A. Yao, "Learning deep multimodal feature representation with asymmetric multi-layer fusion," in *MM*, 2020. 3, 8
- [92] J. Hu, L. Shen, and G. Sun, "Squeeze-and-excitation networks," in *CVPR*, 2018. 3
- [93] X. Li, Y. Hou, P. Wang, Z. Gao, M. Xu, and W. Li, "Trear: Transformer-based RGB-D egocentric action recognition," *TCDs*, 2020. 4
- [94] A. Kamath, M. Singh, Y. LeCun, G. Synnaeve, I. Misra, and N. Carion, "MDETR-modulated detection for end-to-end multi-modal understanding," in *ICCV*, 2021. 4
- [95] Z. Liu, Y. Wang, Z. Tu, Y. Xiao, and B. Tang, "TriTransNet: RGB-D salient object detection with a triplet transformer embedding network," in *MM*, 2021. 4
- [96] Z. Liu, Y. Tan, Q. He, and Y. Xiao, "SwinNet: Swin transformer drives edge-aware RGB-D and RGB-T salient object detection," *TCSVT*, 2021. 4
- [97] A. Prakash, K. Chitta, and A. Geiger, "Multi-modal fusion transformer for end-to-end autonomous driving," in *CVPR*, 2021. 4
- [98] L. Chen, H. Zhang, J. Xiao, L. Nie, J. Shao, W. Liu, and T.-S. Chua, "SCA-CNN: Spatial and channel-wise attention in convolutional networks for image captioning," in *CVPR*, 2017. 5
- [99] Z. Shen, M. Zhang, H. Zhao, S. Yi, and H. Li, "Efficient attention: Attention with linear complexities," in *WACV*, 2021. 5
- [100] J. Li, A. Hassani, S. Walton, and H. Shi, "ConvMLP: hierarchical convolutional MLPs for vision," *arXiv preprint arXiv:2109.04454*, 2021. 6
- [101] S. Gupta, R. Girshick, P. Arbeláez, and J. Malik, "Learning rich features from RGB-D images for object detection and segmentation," in *ECCV*, 2014. 6
- [102] R. Yan, K. Yang, and K. Wang, "NLFNet: Non-local fusion towards generalized multimodal semantic segmentation across RGB-depth, polarization, and thermal images," in *ROBIO*, 2021. 6, 8, 9, 10
- [103] G. Zhang, J.-H. Xue, P. Xie, S. Yang, and G. Wang, "Non-local aggregation for RGB-D semantic segmentation," *SPL*, vol. 28, pp. 658–662, 2021. 7, 8
- [104] A. Dosovitskiy, G. Ros, F. Codevilla, A. Lopez, and V. Koltun, "CARLA: An open urban driving simulator," in *CoRL*, 2017. 7
- [105] O. Russakovsky, J. Deng, H. Su, J. Krause, S. Satheesh, S. Ma, Z. Huang, A. Karpathy, A. Khosla, M. S. Bernstein, A. C. Berg, and L. Fei-Fei, "ImageNet large scale visual recognition challenge," *IJCV*, vol. 115, no. 3, pp. 211–252, 2015. 7
- [106] D. P. Kingma and J. Ba, "Adam: A method for stochastic optimization," in *ICLR*, 2015. 7
- [107] X. Qi, R. Liao, J. Jia, S. Fidler, and R. Urtasun, "3D graph neural networks for RGBD semantic segmentation," in *ICCV*, 2017. 7, 8
- [108] S. Kong and C. C. Fowlkes, "Recurrent scene parsing with perspective understanding in the loop," in *CVPR*, 2018. 7, 8
- [109] Y. Cheng, R. Cai, Z. Li, X. Zhao, and K. Huang, "Locality-sensitive deconvolution networks with gated fusion for RGB-D indoor semantic segmentation," in *CVPR*, 2017. 7
- [110] D. Lin, G. Chen, D. Cohen-Or, P.-A. Heng, and H. Huang, "Cascaded feature network for semantic segmentation of RGB-D images," in *ICCV*, 2017. 7, 8
- [111] S.-J. Park, K.-S. Hong, and S. Lee, "RDFNet: RGB-D multi-level residual feature fusion for indoor semantic segmentation," in *ICCV*, 2017. 7, 8
- [112] Y. Yue, W. Zhou, J. Lei, and L. Yu, "Two-stage cascaded decoder for semantic segmentation of RGB-D images," *SPL*, vol. 28, pp. 1115–1119, 2021. 8
- [113] F. Fooladgar and S. Kasaei, "Multi-modal attention-based fusion model for semantic segmentation of RGB-depth images," *arXiv preprint arXiv:1912.11691*, 2019. 8
- [114] K. He, X. Zhang, S. Ren, and J. Sun, "Deep residual learning for image recognition," in *CVPR*, 2016. 8
- [115] D. Xu, W. Ouyang, X. Wang, and N. Sebe, "PAD-net: Multi-tasks guided prediction-and-distillation network for simultaneous depth estimation and scene parsing," in *CVPR*, 2018. 8
- [116] A. Valada, R. Mohan, and W. Burgard, "Self-supervised model adaptation for multimodal semantic segmentation," *IJCV*, vol. 128, no. 5, pp. 1239–1285, 2019. 8
- [117] E. Romera, J. M. Alvarez, L. M. Bergasa, and R. Arroyo, "ERFNet: Efficient residual factorized ConvNet for real-time semantic segmentation," *T-ITS*, vol. 19, no. 1, pp. 263–272, 2018. 9
- [118] O. Ronneberger, P. Fischer, and T. Brox, "U-net: Convolutional networks for biomedical image segmentation," in *MICCAI*, 2015. 9
- [119] J. He, Z. Deng, L. Zhou, Y. Wang, and Y. Qiao, "Adaptive pyramid context network for semantic segmentation," in *CVPR*, 2019. 9
- [120] P. Wang, P. Chen, Y. Yuan, D. Liu, Z. Huang, X. Hou, and G. Cottrell, "Understanding convolution for semantic segmentation," in *WACV*, 2018. 9
- [121] S. S. Shivakumar, N. Rodrigues, A. Zhou, I. D. Miller, V. Kumar, and C. J. Taylor, "PST900: RGB-thermal calibration, dataset and segmentation network," in *ICRA*, 2020. 9
- [122] T. Pohlen, A. Hermans, M. Mathias, and B. Leibe, "Full-resolution residual networks for semantic segmentation in street scenes," in *CVPR*, 2017. 9
- [123] C. Yu, J. Wang, C. Peng, C. Gao, G. Yu, and N. Sang, "BiSeNet: Bilateral segmentation network for real-time semantic segmentation," in *ECCV*, 2018. 9
- [124] C. Hazirbas, L. Ma, C. Domokos, and D. Cremers, "FuseNet: Incorporating depth into semantic segmentation via fusion-based CNN architecture," in *ACCV*, 2016. 9
- [125] M. Orsic, I. Kreso, P. Bevandic, and S. Segvic, "In defense of pre-trained ImageNet architectures for real-time semantic segmentation of road-driving images," in *CVPR*, 2019. 8, 9, 10
- [126] R. P. K. Poudel, S. Liwicki, and R. Cipolla, "Fast-SCNN: Fast semantic segmentation network," in *BMVC*, 2019. 9, 10
- [127] T. Wu, S. Tang, R. Zhang, and Y. Zhang, "CGNet: A light-weight context guided network for semantic segmentation," *TIP*, vol. 30, pp. 1169–1179, 2021. 9, 10
- [128] L.-C. Chen, Y. Zhu, G. Papandreou, F. Schroff, and H. Adam, "Encoder-decoder with atrous separable convolution for semantic image segmentation," in *ECCV*, 2018. 9, 10
- [129] T. Xiao, Y. Liu, B. Zhou, Y. Jiang, and J. Sun, "Unified perceptual parsing for scene understanding," in *ECCV*, 2018. 9