

Tailored vertex ordering for faster triangle listing in large graphs

Fabrice Lécuyer¹, Louis Jachiet², Clémence Magnien¹, and Lionel Tabourier¹

¹ Sorbonne Université, CNRS, LIP6, F-75005 Paris, France
`firstname.lastname@lip6.fr`

² LTCI, Télécom Paris, Institut Polytechnique de Paris

Abstract. Listing triangles is a fundamental graph problem with many applications, and large graphs require fast algorithms. Vertex ordering allows to orient the edges from lower to higher vertex indices, and state-of-the-art triangle listing algorithms use this to accelerate their execution and to bound their time complexity. Yet, only two basic orderings have been tested. In this paper, we show that studying the precise cost of algorithms instead of their bounded complexity leads to faster solutions. We introduce cost functions that link ordering properties with the running time of a given algorithm. We prove that their minimization is NP-hard and propose heuristics to obtain new orderings with different trade-offs between cost reduction and ordering time. Using datasets with up to two billion edges, we show that our heuristics accelerate the listing of triangles by an average of 30% when the ordering is already given as an input, and 15% when the ordering time is included.

Keywords: graph algorithm · vertex ordering · pattern mining · real-world graphs

1 Introduction

1.1 Context

Small connected subgraphs are key to identify families of real-world networks [19] and are used for descriptive or predictive purposes in various fields such as biology [27,21], sociology [7,5] and engineering [29]. In particular, listing elementary patterns such as triangles is a stepping stone to analyze the structure of networks and their evolution [15,26]. This task may seem simple, but web crawlers and social platforms generate graphs that are so large that scalability becomes a challenge. Thus, a lot of effort has been dedicated to efficient in-memory triangle listing. Note that streaming methods exist for graphs that do not fit in main memory [8,2] and that exact or approximate methods designed for triangle *counting* [1,30,11] can generally not be adapted to triangle *listing*.

An efficient algorithm for triangle listing has been proposed early on in [6]. Based on the observation that real-world graphs generally have a heterogeneous degree distribution, later contributions [25,13] showed how ordering vertices by

degree or core value accelerates the listing. Since then, a unifying description has been proposed [20] and the method has been successfully extended to larger cliques [9,17,28]. However, only degree and core orderings have been exploited, but their properties are not specifically tailored for the triangle listing problem. Other types of orderings benefited other problems such as graph compression [4,10] or cache optimization [31,14]. The main purpose of this work is thus to find a general method to design efficient vertex orderings for triangle listing.

1.2 Contributions

In this work, we show how vertex ordering directly impacts the running time of the two fastest existing triangle listing algorithms. First, we introduce cost functions that relate the vertex ordering and the running time. We prove that finding an optimal ordering to minimize them is NP-hard. Then, we expose a gap in the combinations of algorithm and ordering considered in the literature, and we bridge it with three heuristics to reduce the corresponding costs. Our heuristics reach a compromise between their running time and the quality of the obtained ordering, in order to address two distinct tasks: listing triangles with or without taking into account the ordering time. Finally, we show that our resulting combinations of algorithm and ordering outperform state-of-the-art running times for either task. We release an efficient open-source implementation³ of all considered methods.

Section 2 presents state-of-the-art methods to list triangles. In Section 3, we analyze the cost induced by a given ordering on these algorithms and propose several heuristics to reduce it; the proofs of NP-hardness are in appendix. The experiments of Section 4 show that our methods are efficient in practice and improve the state of the art.

1.3 Notations

We consider an unweighted undirected simple graph $G = (V, E)$ with $n = |V|$ vertices and $m = |E|$ edges. The set of neighbors of a vertex u is denoted $N_u = \{v, \{u, v\} \in E\}$, and its degree is $d_u = |N_u|$. An ordering π is a permutation over the vertices that gives a distinct index $\pi_u \in \llbracket 1, n \rrbracket$ to each vertex u . In the directed acyclic graph (DAG) $G_\pi = (V, E_\pi)$, for $\{u, v\} \in E$, E_π contains (u, v) if $\pi_u < \pi_v$, and (v, u) otherwise. In such a directed graph, the set N_u of neighbors of u is partitioned into its predecessors N_u^- and successors N_u^+ . We define the indegree $d_u^- = |N_u^-|$ and the outdegree $d_u^+ = |N_u^+|$; their sum is $d_u^- + d_u^+ = d_u$. A triangle of G is a set of vertices $\{u, v, w\}$ such that $\{u, v\}, \{v, w\}, \{u, w\} \in E$. A k -clique is a set of k fully-connected vertices. The coreness c_u of vertex u is the highest value k such that u belongs to a subgraph of G where all vertices have degree at least k ; the core value or degeneracy $c(G)$ of G is the maximal c_u for $u \in V$. A core ordering π verifies $\pi_u \leq \pi_v \Leftrightarrow c_u \leq c_v$. Core value and core ordering can be computed in linear time [3].

³ Open-source c++ implementation available at: <https://github.com/lecfab/volt>

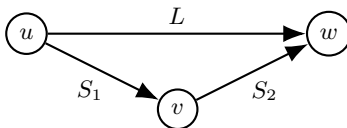


Fig. 1: **Directed triangle** with the unified notations proposed in [20]. The edges are directed according to an ordering π such that $\pi_u < \pi_v < \pi_w$.

2 State of the art

2.1 Triangle listing algorithms

Ortmann and Brandes [20] have identified two families of triangle listing algorithms: *adjacency testing*, and *neighborhood intersection*. The former sequentially considers each vertex u as a seed and processes all pairs (v, w) of its neighbors; if they are themselves adjacent, $\{u, v, w\}$ is a triangle. Algorithms **tree-lister** [12], **node-iterator** [25] and **forward** [25] belong to this category. In contrast, the neighborhood intersection family methods sequentially considers each edge (u, v) as a seed; each common neighbor w of u and v forms a triangle $\{u, v, w\}$. Algorithms **edge-iterator** [25], **compact-forward** [13] and **K3** [6] belong to this category, as well as some algorithms that list larger larger cliques [18,9,17].

In naive versions of both adjacency testing and neighborhood intersection, finding a triangle (u, v, w) does not prevent from finding triangle (v, w, u) at a later step. The above papers avoid this unwanted redundancy by using an ordering, explicitly or not. We use the framework developed in [20]: a total order π is defined over the vertices, and the triple (u, v, w) is only considered a valid triangle if $\pi_u < \pi_v < \pi_w$. This guarantees that each triangle is listed only once: as illustrated in Figure 1, vertices in any triangle of the DAG G_π appear in one and only one of three positions: u is first, v is second, w is third; the same holds for edges: L is the long edge, and S_1 and S_2 are the first and second short edges. It leads to three variants of adjacency testing (seed vertex v or w instead of u) and of neighborhood intersection (seed edge L or S_2 instead of S_1).

Choosing the right data-structure is key to the performance of algorithms. All triangle listing algorithms have to visit the neighborhoods of vertices. Using hash table or binary tree for storing them is very effective: they respectively allow for constant and logarithmic search on average. However, because of high constants they are reportedly slow in terms of actual running time [25]. A faster structure is the boolean array used in **K3** for neighborhood intersection. It registers the elements of N_u^+ in a boolean table B so that, for each neighbor v of u , it is possible to check in constant time if a neighbor w of v is also a neighbor of u . This is the structure used by the fastest methods [20,9].

In the rest of this paper, we therefore only consider triangle listing algorithms that use neighborhood intersection and a boolean array. We present the two

Algorithm 1 – A++ (or L+n)	Algorithm 2 – A+- (or S ₁ +n)
1: for each vertex v do $B[v] \leftarrow \text{False}$ 2: for each vertex w do 3: for $v \in N_w^-$ do $B[v] \leftarrow \text{True}$ 4: for $u \in N_w^-$ do 5: for $v \in N_u^+$ do 6: if $B[v]$ then 7: output triangle $\{u, v, w\}$ 8: for $v \in N_w^-$ do $B[v] \leftarrow \text{False}$	1: for each vertex w do $B[w] \leftarrow \text{False}$ 2: for each vertex u do 3: for $w \in N_u^+$ do $B[w] \leftarrow \text{True}$ 4: for $v \in N_u^+$ do 5: for $w \in N_v^+$ do 6: if $B[w]$ then 7: output triangle $\{u, v, w\}$ 8: for $w \in N_u^+$ do $B[w] \leftarrow \text{False}$
Complexity: $\Theta\left(m + \sum_{(u,w) \in E_\pi} d_u^+\right) = \Theta\left(\sum_{u \in V} d_u^{+2}\right)$	Complexity: $\Theta\left(m + \sum_{(u,v) \in E_\pi} d_v^+\right) = \Theta\left(m + \sum_{v \in V} d_v^+ d_v^-\right)$

that we will study in Algorithms 1 and 2 with the notations of Figure 1 for the vertices⁴. They initialize the boolean array B to false (line 1), consider a first vertex (line 2) and store its neighbors in B (line 3); then, for each of its neighbors (line 4), they check if their neighbors (line 5) are in B (line 6), in which case the three vertices form a triangle (line 7). B is reset (line 8) before continuing with the next vertex. Algorithm 1 corresponds to L+n in [20]; we call it A++. Algorithm 2 corresponds to S₁+n in [20]; we call it A+-. Their complexities are given in Property 1. Since they depend on the indegree and outdegree of vertices, the choice of ordering will impact the running time of the algorithms.

Property 1 (Complexity of A++ and A+-). The complexity of A++ is $\Theta(\sum_{u \in V} d_u^{+2})$. The complexity of A+- is $\Theta(m + \sum_{v \in V} d_v^+ d_v^-)$.

Proof. In both algorithms, the boolean table B requires n initial values, m set and m reset operations, which is $\Theta(m)$ assuming that $n \in \mathcal{O}(m)$. In A++, a given vertex u appears in the loop of Line 4 as many times as it has a successor w ; every time, a loop over each of its successors v is performed. In total, u is involved in $\Theta(d_u^{+2})$ operations. Similarly, in A+-, a given vertex v appears in the loop of Line 4 as many times as it has a predecessor u ; every time, a loop over each of its successors w is performed. In total, v is involved in $\Theta(d_v^+ d_v^-)$ operations. The term m is omitted in the complexity of A++ as $\sum_{u \in V} d_u^{+2} \geq \sum_{u \in V} d_u^+ = m$, but not in A+- as $\sum_{v \in V} d_v^+ d_v^-$ can be lower than m .

2.2 Orderings and complexity bounds

Ortmann and Brandes [20] order the vertices by non-decreasing degree or core value. In their experimental comparison, they test all the above methods with

⁴ Note that a third natural variant exists, which would be A-- (or S₂+n), but we do not consider it here since its complexity is equivalent to the one of A++.

degree ordering, core ordering, and with the original ordering of the dataset. They conclude that the fastest method is **A++** with core or degree ordering: core is faster to list triangles when the ordering is given as an input, and degree is faster when the time to compute the ordering is also included.

Danisch et al. [9] also use core ordering in the more general problem of listing k -cliques. For triangles ($k = 3$), their algorithm is equivalent to **A+-**, and they show that using core ordering outperforms the methods of [6,13,18].

With these two orderings, it is possible to obtain upper-bounds for the time complexity in terms of graph properties. Chiba and Nishizeki [6] show that **K3** with degree ordering has a complexity in $\mathcal{O}(m \cdot \alpha(G))$, where α is the arboricity. With core ordering, **node-iterator-core** [25] and **kClist** [9] have complexity $\mathcal{O}(m \cdot c(G))$, where c is the core value. These bounds are considered equal in [20], following the proof in [32] that $\alpha(G) \leq c(G) \leq 2\alpha(G) - 1$. However, we focus in this work on the complexities expressed in Algorithms 1 and 2 as we will see that they describe the running time more accurately.

3 New orderings to reduce the cost of triangle listing

3.1 Formalizing the cost of triangle listing algorithms

In this section, we discuss how to design vertex orderings to reduce the cost of triangle listing algorithms. For this purpose, we introduce the following costs that appear in the complexity formulas of Algorithms 1 and 2. Recall that the initial graph is undirected and that the orientation of edges is given by the ordering π , which partitions neighbors into successors and predecessors.

Definition 1 (Cost induced by an ordering). *Given an undirected graph G , the costs C^{++} and C^{+-} induced by a vertex ordering π are defined by:*

$$C^{++}(\pi) = \sum_{u \in V} d_u^+ d_u^+ \quad C^{+-}(\pi) = \sum_{u \in V} d_u^+ d_u^-$$

The fastest methods in the state of the art are **A++** with core or degree ordering [20], and **A+-** with core ordering [9]. The intuition of both orderings is that high degree vertices are ranked after most of their neighbors in π so that their outdegree in G_π is lower. This reduces the cost C^{++} , which in turn reduces the number of operations required to list all the triangles as well as the actual running time of **A++**. In [20], it is mentioned that core ordering performs well with **A+-** as a side effect.

To our knowledge, no previous work has designed orderings with a low C^{+-} cost and used them with **A+-**. We will show that such orderings can lower the computational cost further. Yet, optimizing C^{+-} is known to be NP-hard [23]; as far as we know, the proof of this result has not been published. We give a new simpler proof in Appendix A. We prove in appendix B that this is also true for C^{++} , thus leading to Theorem 1:

Theorem 1 (NP-hardness). *Given a graph G , it is NP-hard to find an order π that minimizes $C^{+-}(\pi)$ or that minimizes $C^{++}(\pi)$.*

3.2 Distinguishing two tasks for triangle listing

Triangle listing typically consists of the following steps: load a graph, compute a vertex ordering, and list the triangles. Time measurements in [13,9,17] only take the last step into account, while [25,20] also include the other steps. We therefore address two distinct tasks in our study: we call **mere-listing** the task of listing the triangles of an already loaded graph with a given vertex ordering; we call **full-listing** the task of loading a graph, computing a vertex ordering, and listing its triangles.

In the rest of the paper, we use the notation *task-order-algorithm*: for instance, *mere-Check-A+-* refers to the mere-listing task with ordering *Check* and algorithm *A+-*. Using this notation, the fastest methods identified in the literature are *mere-core-A+-* in [9], *mere-core-A++* and *full-degree-A++* in [20].

With mere-listing, the ordering time is not counted, which allows to spend a long time to find an ordering with low cost. On the other hand, full-listing favors quickly obtained orderings even if their induced cost is not the lowest. For this reason, there is a time-quality trade-off for cost-reducing heuristics.

3.3 Reducing C^{+-} along a time-quality trade-off

The goal here is to design an algorithm that takes a graph as input and produces an ordering π with a low induced cost $C^{+-}(\pi)$. Because of Theorem 1, finding an optimal solution is not realistic for graphs with millions of edges. We therefore present three heuristics aiming at reducing the C^{+-} value, exploring the trade-off between quality in terms of C^{+-} and ordering time.

Neigh heuristic. We define the *neighborhood optimization* method, a greedy reordering where each vertex is placed at the optimal index with respect to its neighbors, as illustrated in Figure 2. First notice that changing an index π_u only affects $C^{+-}(\pi)$ if the position of u with respect to at least one of its neighbors changes; otherwise the in- and outdegrees of all vertices remain unchanged. Starting from any ordering π , Algorithm 3 considers each vertex u one by one (line 3) and, for each $p \in \llbracket 0, d_u + 1 \rrbracket$, it computes $C^{+-}(p)$, the value of C^{+-}

Algorithm 3 Neighborhood optimization (*Neigh* heuristic)

Input: graph G , initial ordering π , threshold $\epsilon \geq 0$

- 1: **repeat**
 - 2: $C_0 = C^{+-}(\pi)$
 - 3: **for** each vertex u of G **do**
 - 4: sort N_u according to π
 - 5: $p_0 =$ position of u in its neighborhood
 - 6: $p_* = \operatorname{argmin}_p \{C^{+-}(p)\}$ ▷ Find best position p_* for u
 - 7: update ordering π to put u in position p_*
 - 8: **while** $C^{+-}(\pi) < (1 - \epsilon) \cdot C_0$
-

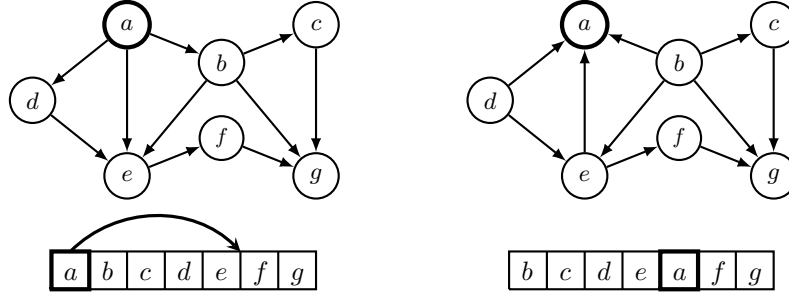


Fig. 2: **Example of update in the *Neigh* heuristic:** vertex a is moved to a position among its neighbors that induces the lowest cost. The tables indicates how the ordering is updated. The edge in the DAG are reoriented accordingly. Here, the ordering on the left has $C^{+-} = 9$ while the ordering on the right has $C^{+-} = 6$. For this graph, the optimal cost is 3 (with ordering b, c, d, a, f, e, g).

when u is just before its p -th neighbor in π . The position p_* that induces the lowest value of C^{+-} is selected (line 6) and the ordering is updated (line 7). The process is repeated until C^{+-} reaches a local minimum, or until the relative improvement is under a threshold ϵ (last line). The resulting π induces a low C^{+-} cost.

For a vertex u , sorting the neighborhood according to π takes $\mathcal{O}(d_u \log d_u)$ operations; finding the best position takes $\Theta(d_u)$ because it only depends on the values d_v^+ and d_v^- of each neighbor v of u . With a linked list, π is updated in constant time. If Δ is the highest degree in the graph, one iteration over all the vertices thus takes $\mathcal{O}(m \log \Delta)$, which leads to a total complexity $\mathcal{O}(Im \log \Delta)$ if the improvement threshold ϵ is reached after I iterations. Notice that on all the tested datasets the process reaches $\epsilon = 10^{-2}$ after less than ten iterations.

This heuristic has several strong points: it can be used for other objective functions, for instance C^{++} ; because it is greedy, the cost keeps improving until the process stops; if the initial ordering already induces a low C^{+-} cost, the heuristic can only improve it; it is stable in practice, which means that starting from several random orderings give similar final costs; and we show in Section 4 that it allows for the fastest mere-listing.

In spite of its log-linear complexity, this heuristic can take longer than the listing of triangles itself in practice, which is an issue for the full-listing task. We therefore propose the following faster heuristics in the case of full-listing.

Check heuristic. This heuristic is inspired by core ordering, where vertices are repeatedly selected according to their current degree [3]. It considers all vertices by decreasing degree and *checks* if it is better to put a vertex at the beginning or at the end of the ordering. More specifically, π is obtained as follows: before placing vertex u , let V_b (resp. V_e) be the vertices that have been placed at

the beginning (resp. at the end) of the ordering, and $V_?$ those that are yet to place. The neighbors of u are partitioned in $N_b = N_u \cap V_b$, $N_e = N_u \cap V_e$ and $N_? = N_u \cap V_?$. We consider two options to place u : either just after the vertices in V_b ($\pi_u = |V_b| + 1$), or just before the vertices in V_e ($\pi_u = n - |V_e|$). In either case, u has all vertices of N_b as predecessors, and all vertices of N_e as successors. In the first case, vertices in $N_?$ become successors, which induces a C^{+-} cost $C_b = |N_b| \cdot (|N_e| + |N_?|)$. In the second, the cost is $C_e = (|N_b| + |N_?|) \cdot |N_e|$. The option with the smaller cost is selected. Sorting the vertices by degree requires $\mathcal{O}(n)$ steps with bucket sort. Maintaining the sizes of N_b , N_e , $N_?$ for each vertex requires one update for each edge. Therefore, the complexity is $\mathcal{O}(m + n)$, or $\mathcal{O}(m)$ assuming that $n \in \mathcal{O}(m)$.

Split heuristic. Finally, we propose a heuristic that is faster but compromises on the quality of the resulting ordering. Degree ordering has been identified as the best solution for mere-listing with algorithm-A++ [20]. We adapt it for C^{+-} by *splitting* vertices alternatively at the beginning and at the end of the ordering π . More precisely, a non-increasing degree ordering δ is computed, then the vertices are split according to their parity: if u has index $\delta_u = 2i + 1$ then $\pi_u = i + 1$; if $\delta_u = 2i$, then $\pi_u = n + 1 - i$. Thus, high degree vertices will have either few predecessors or few successors, which ensures a low C^{+-} cost. The complexity of this method is in $\mathcal{O}(n)$ like the degree ordering.

4 Experiments

4.1 Experimental setup

Datasets. We use the 12 real-world graphs described in Table 1. Loops have been removed and the directed graphs have been transformed into undirected graphs by keeping one edge when it existed in either or both directions.

dataset	type [source]	vertices	edges	triangles
skitter	internet [16]	1,696,415	11,095,298	28,769,868
patents	citations [16]	3,774,768	16,518,947	7,515,023
baidu-baike	web [22]	2,141,301	17,014,946	25,207,196
pokec	social [16]	1,632,804	22,301,964	32,557,458
socfb-a-anon	social [22]	3,097,166	23,667,394	55,606,428
LiveJournal	social [16]	4,036,538	34,681,189	177,820,130
wiki	web [16]	2,070,486	42,336,692	145,707,846
orkut	social [16]	3,072,627	117,185,083	627,584,181
it-2004	web [4]	41,291,318	1,027,474,947	48,374,551,054
twitter-2010	social [4]	41,652,230	1,202,513,046	34,824,916,864
friendster	social [16]	124,836,180	1,806,067,135	4,173,724,142
sk-2005	web [4]	50,636,151	1,810,063,330	84,907,041,475

Table 1: **Datasets used for the experiments**, ranked by number of edges.

Software and hardware. We release a uniform open-source implementation⁵ of A^{++} and A^{+-} algorithms, as well as the different ordering strategies that we discussed. Our implementation allows to run either algorithm in parallel, which is possible because each iteration of the main loop is independent from the others. Among orderings however, only degree and *Split* are easily parallel; to be consistent, we use a single thread to compare the different methods. The code is in `c++` and uses `gnu make 4` and the compiler `g++ 8.2` with optimization flag `Ofast` and `openmp` for parallelisation. We run all the programs on a `sgi ub2000 intel xeon e5-4650L @2.6 GHz, 128Gb ram running linux suse 12.3`.

Regarding the state of the art, the most competitive implementation available is `kClist` in `c` [9], which has already been shown to outperform previous programs [18,13]. It lists k -cliques using a core ordering and a recursive algorithm that is equivalent to A^{+-} for $k = 3$. We compared our implementation to `kClist` with various performance tests and found that ours is 14% faster on average, presumably because it does not use recursion. Therefore, we only use our own implementation in the rest of this paper, to ensure that the results depend on the combination of ordering and algorithm, but not on programming differences.

4.2 Cost and running time are linearly correlated

In order to show that the cost functions C^{++} and C^{+-} are good estimates of the running time, we measure the correlation between the running time of mere-listing and the corresponding cost induced by various orderings (core, degree, our heuristics, but also breadth- and depth-first search, random ordering, etc). In Figure 3, we see that the running time for a given dataset correlates almost linearly to the corresponding cost: the lines represent linear regressions. It only presents some of the datasets for readability, but the correlation is above 0.82 on all of them. In other words, the execution time of a listing algorithm is almost a

⁵ <https://github.com/lecfab/volt>

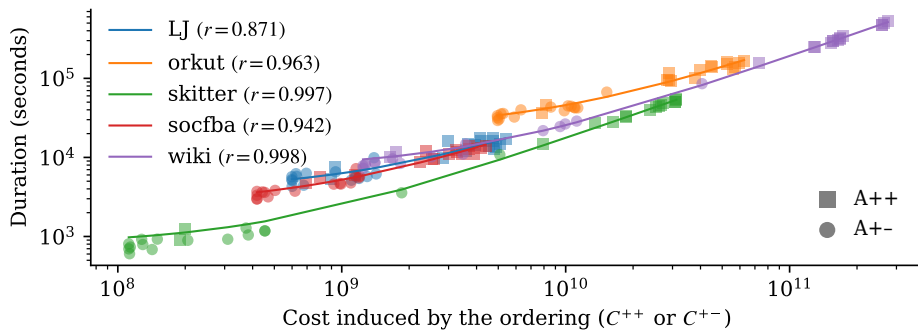


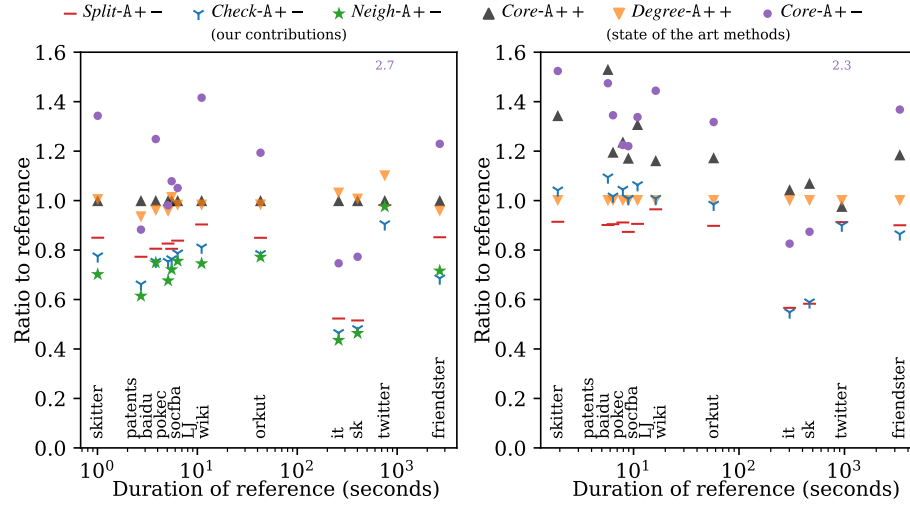
Fig. 3: Running time of algorithms with respect to the cost induced by the ordering. Each mark represents an ordering: circles are for cost C^{+-} and algorithm A^{+-} , squares are for cost C^{++} and algorithm A^{++} . Each color represents a dataset, given with its linear regression and its correlation coefficient r .

linear function of the cost induced by the ordering, which is why reducing this cost actually improves the running time, as we will see.

4.3 *Neigh* outperforms previous mere-listing methods

We compare our methods to the state of the art for mere-listing (core-A+- in [9] and core-A++ in [20]) and for full-listing (degree-A++ in [20]). Our heuristics *Neigh*, *Check* and *Split* manage to produce orderings inducing really low C^{+-} costs. This translates directly into short running times for mere-listing with A+- . To compare our contributions with the state of the art, we take core-A++ as a reference as it is the fastest existing method. Thus, in Figure 4a, the running times of all methods are normalized by that of core-A++: the x -axis indicates the running time of this reference, and the y -axis allows to easily compare the performance of all six methods (which are all tested with our implementation).

The main result is that *Neigh-A+-* is always faster than previous methods. Compared to core-A+-, it is on average 40% faster, with a speedup ranging from 17% on *orkut* to 64% on the *it* dataset. Compared to core-A++, *Neigh-A+-* is up to 56% faster, with an average of 30%. *Check-A+-* is almost as good: 28% faster than core-A++ on average, and faster than *Neigh-A+-* on four of the datasets. *Split-A+-* is a little slower, which is expected because this ordering is designed to be obtained quickly and does not reduce C^{+-} as efficiently as our other heuristics. However it still consistently outperforms all the previous methods.



(a) Reference for **mere-listing**: core-A++. (b) Reference for **full-listing**: degree-A++.

Fig. 4: **Duration of triangle listing with various combinations of ordering and algorithm.** Times are given as a ratio to a state-of-the-art reference. To improve visibility, values above 1.6 are written but not plotted.

4.4 *Split* outperforms previous full-listing methods

For full-listing, the *Neigh* heuristic is not competitive because its ordering time is long compared to other methods. Figure 4b presents the running time for the other five methods. We take degree-A++ as a reference. As above, this means that the running times for all methods are normalized by that of degree-A++, and that the x -axis represents the running time of degree-A++.

The main result is that *Split-A+-* is always faster than previous methods. It is on average 15% faster than degree-A++, with a speedup ranging from 3.5% on *wiki* to 43% on *it*⁶. *Check* also gives very good results: on medium datasets, it is a bit slower than degree-A++, but it outperforms all state-of-the-art methods on large datasets (*it*, *sk*, *twitter*, *friendster*), and it even beats *Split* on three of them. This hints at a transition effect: the *Check* ordering has a lower C^{+-} value but it takes $\mathcal{O}(m)$ steps to compute, while *Split* only needs $\mathcal{O}(n)$; for larger datasets, the listing step prevails, so the extra time spent to compute *Check* becomes profitable.

Conclusion

In this work, we address the issue of in-memory triangle listing in large graphs. We formulate explicitly the computational costs of the most efficient existing algorithms, and investigate how to order vertices to minimize these costs. After proving that the optimization problems are NP-hard, we propose scalable heuristics that are specifically tailored to reduce the costs induced by the orderings. We show experimentally that these methods outperform the current state of the art for both the mere-listing and the full-listing tasks.

Our results also emphasize a limitation in the possible acceleration: while it is certainly possible to keep improving the mere-listing step, a significant part of full-listing is spent on other steps: computing the ordering, but also loading the graph or writing the output. It seems however that the mere-listing step takes more importance as graphs grow larger, which makes our listing methods all the more relevant for future, larger datasets. A natural extension of this work is to use similar vertex ordering heuristics in the more general case of clique listing. Formulating appropriate cost functions for clique listing algorithms is not straightforward and requires to study precisely the different possibilities to detect all the vertices of a clique.

Acknowledgments

We express our heartfelt thanks to Maximilien Danisch who initiated this project. We also thank Alexis Baudin, Esteban Bautista and Matthieu Latapy for their valuable comments. This work is funded by the ANR (French National Agency of Research) partly by the Limass project (under grant ANR-19-CE23-0010) and partly by the ANR FiT LabCom.

⁶ Note that this 15% average improvement adds up with the 14% speedup of the implementation reported in Section 4.1.

References

1. Al Hasan, M., Dave, V.S.: Triangle counting in large networks: a review. *WIREs Data Mining and Knowledge Discovery* (2018)
2. Arifuzzaman, S., Khan, M., Marathe, M.: Fast parallel algorithms for counting and listing triangles in big graphs. *TKDD* (2019)
3. Batagelj, V., Zaversnik, M.: An $O(m)$ algorithm for cores decomposition of networks. *arXiv* (2003)
4. Boldi, P., Vigna, S.: The webgraph framework I: compression techniques. In: *WWW* (2004), <https://law.di.unimi.it/datasets.php>
5. Charbey, R., Prieur, C.: Stars, holes, or paths across your facebook friends: A graphlet-based characterization of many networks. *Network Science* (2019)
6. Chiba, N., Nishizeki, T.: Arboricity and subgraph listing algorithms. *SIAM Journal on Computing* (1985)
7. Choobdar, S., Ribeiro, P., Bugla, S., Silva, F.: Comparison of co-authorship networks across scientific fields using motifs. In: *ASONAM*. IEEE (2012)
8. Chu, S., Cheng, J.: Triangle listing in massive networks and its applications. In: *SIGKDD* (2011)
9. Danisch, M., Balalau, O.D., Sozio, M.: Listing k -cliques in sparse real-world graphs. In: *WWW* (2018)
10. Dhulipala, L., Kabiljo, I., Karrer, B., Ottaviano, G., Pupyrev, S., Shalita, A.: Compressing graphs and indexes with recursive graph bisection. In: *KDD* (2016)
11. Hu, L., Zou, L., Liu, Y.: Accelerating triangle counting on gpu. *SIGMOD/PODS* (2021). <https://doi.org/10.1145/3448016.3452815>
12. Itai, A., Rodeh, M.: Finding a minimum circuit in a graph. *SIAM Journal on Computing* (1978)
13. Latapy, M.: Main-memory triangle computations for very large (sparse (power-law)) graphs. *Theoretical Computer Science* (2008)
14. Lee, E., Kim, J., Lim, K., Noh, S., Seo, J.: Pre-select static caching and neighborhood ordering for bfs-like algorithms on disk-based graph engines (2019)
15. Leskovec, J., Backstrom, L., Kumar, R., Tomkins, A.: Microscopic evolution of social networks. In: *SIGKDD* (2008)
16. Leskovec, J., Krevl, A.: SNAP Datasets: Stanford large network dataset collection (2014), <http://snap.stanford.edu/data>
17. Li, R.H., Gao, S., Qin, L., Wang, G., Yang, W., Yu, J.X.: Ordering heuristics for k -clique listing. *Proc. VLDB Endow.* (2020)
18. Makino, K., Uno, T.: New algorithms for enumerating all maximal cliques. In: *SWAT* (2004). https://doi.org/10.1007/978-3-540-27810-8_23
19. Milo, R., Shen-Orr, S., Itzkovitz, S., Kashtan, N., Chklovskii, D., Alon, U.: Network motifs: simple building blocks of complex networks. *Science* (2002)
20. Ortmann, M., Brandes, U.: Triangle listing algorithms: Back from the diversion. In: *Proc. ALENEX*. SIAM (2014)
21. Pržulj, N.: Biological network comparison using graphlet degree distribution. *Bioinformatics* (2007)
22. Rossi, R.A., Ahmed, N.K.: The network data repository with interactive graph analytics and visualization. In: *AAAI* (2015), <https://networkrepository.com>
23. Rudoy, M.: <https://cstheory.stackexchange.com/q/38274> (2017)
24. Schaefer, T.J.: The complexity of satisfiability problems. *STOC*, ACM (1978). <https://doi.org/10.1145/800133.804350>

25. Schank, T., Wagner, D.: Finding, counting and listing all triangles in large graphs, an experimental study. In: WEA. Springer (2005)
26. Sintos, S., Tsaparas, P.: Using strong triadic closure to characterize ties in social networks. In: SIGKDD (2014)
27. Sporns, O., Kötter, R., Friston, K.J.: Motifs in brain networks. PLoS biology (2004)
28. Uno, T.: Implementation issues of clique enumeration algorithm. Progress in Informatics (2012). <https://doi.org/10.2201/NiiPi.2012.9.5>
29. Valverde, S., Solé, R.V.: Network motifs in computational graphs: A case study in software architecture. Physical Review E (2005)
30. Wang, L., Wang, Y., Yang, C., Owens, J.D.: A comparative study on exact triangle counting algorithms on the gpu. HPGP '16 (2016)
31. Wei, H., Yu, J.X., Lu, C., Lin, X.: Speedup graph processing by graph ordering. SIGMOD (2016). <https://doi.org/10.1145/2882903.2915220>
32. Zhou, X., Nishizeki, T.: Edge-coloring and f-coloring for various classes of graphs. J. Graph Algorithms Appl. (1999)

A NP-hardness of the C^{+-} problem

Given a graph G and an order \prec on the vertices of G , we define $\text{succ}_{\prec}(u)$ (respectively $\text{pred}_{\prec}(u)$) as the set of neighbors v of u such that $u \prec v$ (resp. $v \prec u$). For any subset of vertices W , we note $C_{\prec}^{+-}(W) = \sum_{u \in W} |\text{succ}_{\prec}(u)| \cdot |\text{pred}_{\prec}(u)|$. Using this definition we formalize the following problem:

Problem 1 (C^{+-}). Given an undirected graph $G = (V, E)$ and an integer K , is there an order \prec on the vertices such that $C_{\prec}^{+-}(V) \leq K$?

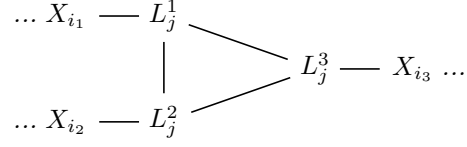
Problem 2 (*not-all-equal positive three-satisfiability or NAE3SAT+*). Given a formula $\phi = c_1 \wedge \dots \wedge c_m$ in conjunctive normal form where each clause consists in three positive literals, is there an assignment to the variables satisfying ϕ such that in no clause all three literals have the same truth value?

The NAE3SAT+ problem is known to be NP-complete by Schaefer's dichotomy theorem [24]. We will show that this problem can be reduced to the C^{+-} problem, thus proving that C^{+-} is NP-hard.

Theorem 2. C^{+-} is NP-hard.

Definition 2. Let ϕ be an instance of NAE3SAT+ with variables x_1, \dots, x_n and clauses c_1, \dots, c_m , where clause c_j is of the form $l_j^1 \vee l_j^2 \vee l_j^3$. We define a graph G_{ϕ} by creating three connected vertices L_j^1, L_j^2, L_j^3 representing the literals of each clause c_j ; additionally, a vertex X_i is created for each variable x_i and connected to all the L_j^a such that $l_j^a = x_i$. More formally, $G_{\phi} = (V_{\phi}, E_{\phi})$ with:

- $V_{\phi} = \{X_i \mid i \in \llbracket 1, n \rrbracket\} \cup \{L_j^1, L_j^2, L_j^3 \mid j \in \llbracket 1, m \rrbracket\}$
- $E_{\phi} = \{\{L_j^1, L_j^2\}, \{L_j^1, L_j^3\}, \{L_j^2, L_j^3\} \mid j \in \llbracket 1, m \rrbracket\} \cup \{\{X_i, L_j^a\} \mid x_i = l_j^a\}$



Proposition 1 (\Rightarrow). *Given an instance ϕ of NAE3SAT+ with m clauses and the associated graph G_ϕ , if ϕ is satisfiable then there exists an order \prec on V_ϕ such that $C_{\prec}^{+-}(V_\phi) \leq 2m$.*

Proof. Let ϕ be a satisfiable instance of NAE3SAT+ with the above notations. Take a valid assignment and let us note k the number of variables set to true. There exist indices i_1, \dots, i_n such that $x_{i_1}, \dots, x_{i_k} = \text{true}$ and $x_{i_{k+1}}, \dots, x_{i_n} = \text{false}$, and for each clause c_j , there are indices $t_j, a_j, f_j \in \{1, 2, 3\}$ such that $l_j^{t_j} = \text{true}$, $l_j^{f_j} = \text{false}$ and $l_j^{a_j}$ has any value. Now construct the following order on V_ϕ , so that true variables come first, then in each clause the false literal comes before the true one, and the false variables are at the end:

$$\underbrace{X_1 \prec \dots \prec X_k}_{\text{True variables}} \prec \underbrace{L_1^{f_1} \prec \dots \prec L_m^{f_m}}_{\text{False literals}} \prec \underbrace{L_1^{a_1} \prec \dots \prec L_m^{a_m}}_{\text{Other literals}} \prec \underbrace{L_1^{t_1} \prec \dots \prec L_m^{t_m}}_{\text{True literals}} \prec \underbrace{X_{k+1} \prec \dots \prec X_n}_{\text{False variables}}$$

If a given variable x_i is true, the associated vertex X_i has only successors, if it is false it has only predecessors, so in both cases $C_{\prec}^{+-}(\{X_i\}) = 0$. For a given clause c_j , the variable $l_j^{f_j}$ is false so the corresponding X_i is a successor of $L_j^{f_j}$, which also has successors $L_j^{a_j}$ and $L_j^{t_j}$, but no predecessor. Similarly, $L_j^{t_j}$ has no successor; thus $C_{\prec}^{+-}(\{L_j^{f_j}, L_j^{t_j}\}) = 0$. Now $L_j^{a_j}$ has one predecessor $L_j^{f_j}$, one successor $L_j^{t_j}$, and one neighbor X_i that is a predecessor if x_i is true, otherwise a successor; in both cases, $C_{\prec}^{+-}(\{L_j^{a_j}\}) = 2$. The only vertices with a non-negative cost are the $L_j^{a_j}$, so the sum over all m clauses gives $C_{\prec}^{+-}(V_\phi) = 2m$.

Proposition 2 (\Leftarrow). *Given an instance ϕ of NAE3SAT+ with m clauses and the associated graph G_ϕ , if there exists an order \prec on V_ϕ such that $C_{\prec}^{+-}(V_\phi) \leq 2m$ then ϕ is satisfiable.*

Proof. Conversely, consider an order \prec on V_ϕ such that $C_{\prec}^{+-}(V_\phi) \leq 2m$. For all j , define $f_j, a_j, t_j \in \{1, 2, 3\}$ such that $L_j^{f_j} \prec L_j^{a_j} \prec L_j^{t_j}$; then $L_j^{a_j}$ has one successor, one predecessor, and one other neighbor X_i , so its cost is 2. As G_ϕ contains m such independent triangles, $C_{\prec}^{+-}(\{L_1^{a_1}, \dots, L_m^{a_m}\}) = 2m$. To ensure $C_{\prec}^{+-}(V_\phi) \leq 2m$, all the other vertices must have either only predecessors or only successors. If vertex X_i has successors only, assign x_i to true; if X_i has predecessors only, assign x_i to false. For all j , $L_j^{f_j}$ has at least 2 successors ($L_j^{a_j}$ and $L_j^{t_j}$) so its corresponding X_i has to be a successor, which means $x_i = l_j^{f_j}$ is false; similarly, $l_j^{t_j}$ is true. Each clause thus has one true and one false literal, so ϕ is satisfied.

B NP-hardness of the C^{++} problem

Order of elimination. In the main text of the paper, we search for a permutation π but the only important aspect of the permutation is that it defines an order on the vertices. For this NP-hardness proof, it will help think of the following equivalent but more “intuitive” formulation of the problem: we are looking for an order \prec minimizing some cost. We can think of the order as an order in which we eliminate vertices and each time we eliminate a vertex with an outdegree d we pay a cost of d^2 and the cost of an order is the cost of eliminating all vertices.

For the formulation using orders it will help to look at the set of neighbors of u appearing after u in the order \prec , which we denote $\text{succ}_{\prec}(u)$ for an order \prec . Therefore $|\text{succ}_{\prec}(u)|^2$ is the cost that we pay when we remove u , which allows us to reformulate C^{++} as:

Problem 3 (C^{++}). For a given undirected graph $G = (V, E)$ and an integer K , does there exist an order \prec of the vertices such that $\sum_{u \in V} |\text{succ}_{\prec}(u)|^2 \leq K$?

The weighted- C^{++} problem. For the sake of simplicity our proof of completeness will rely on a second novel problem, the weighted- C^{++} problem, and we will show that C^{++} is NP-complete by exhibiting first a reduction between C^{++} and weighted- C^{++} and then a second reduction between weighted- C^{++} and the Set-Cover problem (a well-known NP-complete problem). We now present the weighted- C^{++} problem:

Problem 4 (weighted- C^{++}). Given an undirected graph $G = (V, E)$, a vertex-weighting function $w : V \rightarrow \mathbb{N}$ and an integer K , does there exist an order \prec of the vertices such that $\sum_{u \in V} (|\text{succ}_{\prec}(u)| + w(u))^2 \leq K$?

Terminology. Given a graph G with the vertex weighting function w and an order \prec , the *cost* is the function $\sum_{u \in V} (|\text{succ}_{\prec}(u)| + w(u))^2$ applied to the graph with that order. The *optimal cost* of a graph is the minimal cost achievable by any order. Notice that an instance of the weightless problem can be viewed as an instance of the weighted problem where all weights are 0.

B.1 Optimality criteria for orders

One difficulty of the reduction proofs is to show that an order necessarily behaves in a controlled way. We see in this section several criteria that ensures that some order has an optimal cost.

One tool that we will use for our optimality criteria is the multiset of cost. Given a graph G and an order \prec , the multiset of costs $MC(G, \prec)$ is the multiset composed of the $|\text{succ}_{\prec}(u)|$ for each vertex u in G . The *cost* (or *squared cost*) of a multiset M is $\sum_{c \in M} c^2$. The *linear cost* of a multiset M is the sum of elements in the multiset, i.e. $\sum_{c \in M} c$.

Property 1 For a graph G (weighted or not) the size and the linear sum of the multiset $MC(G, \prec)$ does not depend on the order \prec .

Proof. The size of $MC(G, \prec)$ is the number of vertices in G , the linear cost corresponds the number of edges plus the sum of costs.

Remark 1. Note that this allows us to talk about the *linear cost* of a graph G as the linear cost of any multiset of cost for any of its order.

Property 2 *When there exists $d \in \mathbb{N}$ such that $MC(G, \prec)$ contains only the values d and $d + 1$ then the order \prec is optimal.*

Proof. Let us consider an order \prec as described above and let us consider any optimal order \prec' of G . Suppose that the multiset $MC(G, \prec')$ contains e and f such that $e < f - 1$. Then replacing them by $e + 1$ and $f - 1$ reduces the cost because $(e^2 + f^2) - ((e + 1)^2 + (f - 1)^2) = 2(f - 1 - e) > 0$.

By repetitively applying this operation we end up with a multiset M that has the same size and the same linear size as $MC(G, \prec')$ with a lower cost but that contains a' times d' and b' times $d' + 1$ for some d' .

Without loss of generality we can suppose that there is at least one d in $MC(G, \prec)$ which means that d is the linear cost divided by the size of $MC(G, \prec)$. For the same reason we can ask that d' is the linear cost of $MC(G, \prec)$ divided by its size. Because the size and the linear cost of $MC(G, \prec)$ does not depend on \prec this proves that $d' = d$. By using, once again, the fact that the linear cost and size are the same, we have that the two are the same which means that they have the same cost.

While the property above is true for any graph (weighted or not) it is not really useful for weightless graphs because, in a weightless graph, the last vertex u that we eliminate in the order \prec has $|succ_{\prec}(u)| = 0$, and more generally the vertex u_i which is ordered in the i -th position from the end, has $|succ_{\prec}(u_i)| < i$. The following property handles this case:

Property 3 *For a weightless graph, when there exists $d \in \mathbb{N}$ such that $MC(G, \prec)$ contains all integers from 0 to $d + 1$ and at most once the integers 0 to $d - 1$, then \prec is an optimal order.*

Proof. The proof of optimality is similar to the proof of property 2: when the property does not hold, we can find two elements v_i and v_j with $v_i + 2 \leq v_j$ and we can diminish the cost by setting $v_i = v_i + 1$ and $v_j = v_j - 1$.

Finally let us introduce the notion of *marginal cost* for a multiset.

Definition 3 (Marginal cost). *We introduce the marginal cost to measure how much a multiset deviates from the optimal repartition (as given in property 3). Formally, given a multiset M of size n , we can compute d such that the linear cost of M is $n \times d + v$ where $1 \leq v \leq n$. The marginal cost of M is then:*

$$\sum_{u \in M} \max(0, u - (d + 1))$$

We know from property 2 that the multiset M' that minimizes the cost with the same linear cost and the same size only contains d and $d + 1$ (with at least one $d + 1$ since $v > 0$). In other words the marginal cost counts the number of elements bigger than needed and how much they go over the average cost: if we have a $d + 2$ it counts for 1, if we have a $d + 5$ it counts for 4, etc.

Note that the marginal cost cannot be used directly to decide if an order is optimal. Indeed, consider the two following multisets: M composed of nine times the value 10 and one time the value 11 and M' composed of nine times the values 11 and one time the value 2. They have the same size, the same linear cost and the same marginal cost (which is 0) but M has a lower squared cost than M' .

The following property describes the minimal squared cost among all the multisets with the same size, the same linear cost and the same marginal cost:

Property 4 *Among all the multisets that have a size n , a linear cost of $d \times n + v$ with $1 \leq v \leq n$ and a marginal cost of at least k (with $2k < v$), then the ones achieving the minimal squared cost are composed of k times the value $d + 2$, $v - 2k$ times the value $d + 1$ and $(n - v + k)$ times the value d .*

Proof. Take a multiset M and let us note $d + 1$ the average value rounded up. Suppose that M contains a value $d - i$ with $i > 0$. Because the linear cost of M is strictly bigger than $d \times |M|$ we can find at least one value $d + j$ with $j > 0$ such that diminishing $d + j$ to $d + j - 1$ keeps the marginal cost above k .

Such a $d + j$ can be found because either we have at least one value $d + 1$ in M (which does not count in the marginal cost) or the marginal cost was strictly higher than k . Indeed, let us note c for the marginal cost and consider the sum $\sum_{u \in M} \min(d + 1, u)$. In this sum we know that there are at most c elements at $d + 1$, and all other elements are at most d with one at $d - i < d$. Thus $\sum_{u \in M} \min(d + 1, u) < nd + c$. Now the marginal cost is always equal to $\sum_{u \in M} u - \sum_{u \in M} \min(d + 1, u) = nd + v - \sum_{u \in M} \min(d + 1, u) > nd + v - nd - c = v - c$. Overall we have $c > v - c$ or, equivalently $2c > v$, but we supposed $2k < v$ therefore $c > k$.

In all cases we can form M' from M by replacing one $d - i$ with $d - i + 1$ and $d + j$ by $d + j - 1$. The cost of M' is strictly lower than the cost of M while still having a marginal cost higher than k .

This property can then be used to compare multisets and is summarized by the following property:

Property 5 *When M has a marginal cost of k then the cost of M is at least $2k$ higher than the balanced distribution (as given by property 2). This $2k$ bound is reached for the optimality criterion of property 4.*

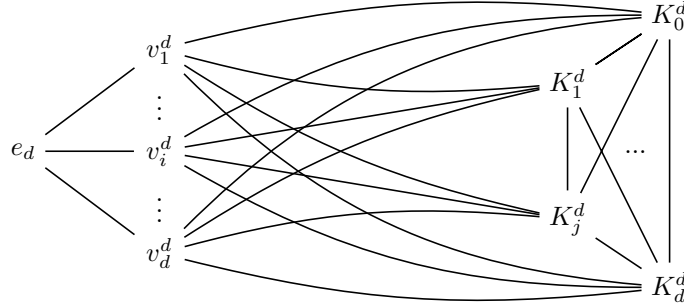
Proof. As seen before the optimal can be reached by taking two values $i, j \in M$ with $i + 2 \leq j$ and changing them to $i + 1$ and $j - 1$. This balancing operation can reduce by at most 1 the marginal cost but reduces the cost by $i^2 + j^2 - (i + 1)^2 - (j - 1)^2 = 2(j - i) - 2$ and since $j - i \geq 2$ this means the reduction is at least

2 and exactly 2 when $i + 2 = j$. Since we need at least k balancing operations to reach the optimal, this gives us at least a $2k$ reduction of the cost to reach the optimal. Notice that when dealing with an optimal multiset in the sense of property 4 we only combine a d with a $d + 2$ which gives us the exact bound. Conversely if we are not in the case of 4 we will have to combine something below (or equal to) d with something higher than $d + 3$ OR do a combination that does not diminish the marginal cost (such as combining $d + 1$ and $d + 3$).

B.2 Reduction between weighted- C^{++} and C^{++}

Any instance of C^{++} can be seen as an instance of weighted- C^{++} where the weights are set to 0. For that purpose, the idea is to take a vertex u with some non null weight $w(u)$, link u to $w(u)$ vertices $v_1, \dots, v_{w(u)}$ and make sure that we can guarantee that u appears before all the $v_1, \dots, v_{w(u)}$ in any optimal order. We will thus exhibit a family of graphs to create such v_i vertices before showing that these v_i vertices can always appear after u in the order. Finally we will prove the full reduction.

The L_d family of graphs Let us consider the graph L_d parameterized by $d \in \mathbb{N}$ that contains a $(d + 1)$ -clique composed of the vertices K_0^d, \dots, K_d^d , one vertex e_d that has d neighbors $v_1^d \dots v_d^d$ and such that there is an edge between each v_i^d and each vertex of K_d . Here is a depiction of L_d :



Best cost C_d for L_d . The best cost C_d for L_d is induced by the order that starts with e_d then continues with the v_i^d and finishes with the K_i^d , because in that case the cost is d^2 for e_d , $(d + 1)^2$ for each v_i^d and i^2 for K_i^d (supposing we start with K_d^d and end with K_0^d). This is optimal by virtue of property 3.

Best cost for L_d with a weight 1 on e_d . If we add a weight 1 on e_d then the best cost can still be achieved with the same order but this time the cost of e_d is increased from d^2 to $(d + 1)^2$ which means an increase of $2d + 1$. Note that here, the optimality cannot be deduced directly from property 3 as the property only applies to weightless graphs. However we can prove that there is an optimal order starting with e_d .

For that, consider any order \prec and let us show that \prec can always be improved to an order that places the vertex e_d at the beginning. The order \prec ranks three types of vertices: the vertex e_d , the vertices of type V (the $(v_i^d)_i$) and the vertices of type K (the $(K_i^d)_i$).

Let us first suppose that there is a vertex of type K before a vertex of type V before the vertex e_d . In that case the first i vertices are of type V (we can have $i = 0$), then we have $j + 1$ vertices of type K and then one vertex of type V . Let us consider how the cost changes by exchanging this last K with this last V , i.e. to change from $V^i K^j K V$ to $V^i K^j V K$. It is clear that the cost changes only for the exchanged V and K . Before the exchange the cost of V was $(d - j)^2$ and after it is $(d - j + 1)^2$ whereas for K it was $(2d - i - j)^2$ and after it is $(2d - i - j - 1)^2$ overall we get a cost that diminishes by:

$$(2d - i - j)^2 - (2d - i - j - 1)^2 + (d - j)^2 - (d - j + 1)^2 = 2d - 2i - 4 = 2(d - i - 2)$$

Therefore, unless $i + 1 = d$ we know that the cost decreases which means that we can always move the V vertices at the beginning except for maybe one. In the end we have that the beginning of an optimal sequence can be restricted to the form $V^i K^l e_d$ or $V^{d-1} K^l V e_d$. In this first case moving e_d at the beginning decreases the score by $(i^2 + i)$ and in the second case transforming $V^{d-1} K^l V e_d$ into $e_d V^{d-1} K^l V$ decreases the score by $d^2 + d - 2l$ (which is ≥ 0 because $l \leq d$).

In all cases we can move e_d at the beginning and still improve the order. Now that we know that the best cost can be achieved by placing e_d at the beginning we know that the best cost is $C_d + 2d + 1$ as the best cost for L_d can also be achieved by eliminating e_d first. Placing a weight on e_d has no effect on the rest of the graph once it is eliminated and since e_d can be placed first in both cases.

Partitioned graphs Let us consider a graph G composed of two subgraphs G_1 and G_2 plus exactly one edge $\{e_1, e_2\}$ with $e_1 \in V_1$ and $e_2 \in V_2$. Any order \prec on V induces an order on V_1 , an order on V_2 and an order between e_1 and e_2 . If another order \prec' induces the same order on V_1 , the same order on V_2 and the same order between e_1 and e_2 , it realizes the same cost as \prec . Therefore an optimal order for G can be found as either an optimal for G_1 and an optimal order for G_2 but where we add a weight of 1 on e_2 OR an optimal order for G_2 and an optimal order for G_1 but where we add a weight of 1 on e_1 .

As a result, we obtain the following property:

Property 6 *If adding a weight 1 on e_1 in G_1 increases the best cost of G_1 by M and if adding a weight 1 on e_2 increases the best cost of G_2 by at most M , then the best cost of G is equal to the best cost of G_1 plus the best of G_2 where we add a weight of 1 on e_2 .*

Finishing the reduction

Property 7 *Let (G, K) be an instance of the weighted problem, we can compute an equivalent instance of the weightless problem in a time polynomial in the number of edges and vertices in G plus the sum of weights in G .*

Proof. If all the weights in G are zeros, the proof is trivial. Let us suppose that there is a vertex u with a weight $w(u) > 0$ and a degree $d - w(u)$. Let us consider the graph G' composed of G but where the weight of u is reduced by 1 plus a fresh copy of L_d and an edge between u and e_d .

We claim that the best cost of G' is lower than $K + C_d$ if and only if the best cost of G is lower than K . Indeed, we know that the graph L_d is such that adding a weight 1 on e_d increases the best cost from C_d to $C_d + 2d + 1$. We also know that the sum of the degree of u plus its cost is d therefore for any order \prec adding a weight 1 on u increases the cost of \prec of, at most, $2d + 1$. By applying property 6 we do obtain the expected result.

By applying $\sum_u w(u)$ times this property we obtain an instance (G', K') equivalent to (G, K) . The resulting instance is larger with $\sum_u w(u) \times |L_{deg(u)+w(u)}|$ more vertices but this stays polynomial in the size of G plus the sum of weights and the resulting instance can be computed in polynomial time.

This proves that if the weighted- C^{++} problem is strongly NP-hard, the C^{++} problem is also NP-hard.

B.3 Reduction between the weighted- C^{++} and Set Cover

Set cover. Our reduction for the weighted case will be *strong reductions*, meaning the version of the problem where the weights are polynomial in the size of the graph is still NP-hard. Our reduction will be based on the *Set cover problem*. We recall here the definition of this problem and invite the reader to check the literature for a proof of its NP-completeness:

Problem 5 (Set cover). Given two integers n, k and a set of sets P does there exist a subset $P' \subset P$ of size k such that $\cup_{S \in P'} S = \llbracket 1, n \rrbracket$?

Let us fix an instance (P, n, k) of the Set Cover problem asking whether we can find k sets S_1, \dots, S_k in P such that $S_1 \cup \dots \cup S_k = \llbracket 1, n \rrbracket$. We suppose, without loss of generality, that the instance is not trivial in the sense that $|P| \geq k$ (there are at least k sets in P), $\cup_{S \in P} S = \llbracket 1, n \rrbracket$ (each integer in $\llbracket 1, n \rrbracket$ is contained in at least one $S \in P$) and that all sets $S \in P$ are such that $S \subseteq \llbracket 1, n \rrbracket$.

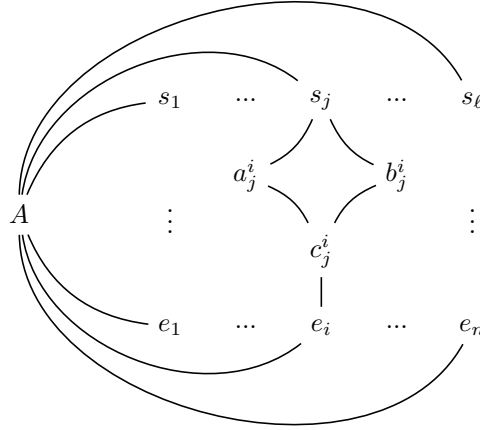
Let us exhibit a weighted graph G and a value V such that best cost for G is less than V if and only if $\llbracket 1, n \rrbracket$ can be covered with k sets from P .

The order minimization with weight instance for a set-cover instance

Our reduction will provide a graph G with a weight function w depending on a parameter d such that the set cover instance has a solution if and only if the best order has a multiset of cost containing at most k values $d + 2$ and other values are at d and $d + 1$ (we will explicit later the values of V and d).

Vertices of G . In G the vertices are: a special vertex A , n vertices e_1, \dots, e_n one for each $i \in \llbracket 1, n \rrbracket$, ℓ vertices s_1, \dots, s_ℓ one vertex s_j for each set $S_j \in P$ and finally three vertices a_j^i, b_j^i, c_j^i for each $i \in S_j$.

Edges of G . The vertex A has an edge with all vertices of the form s_j or e_i . For a pair (i, j) with $i \in S_j$, both a_j^i and b_j^i have an edge with s_j and c_j^i ; in turn c_j^i has an edge with e_i . Overall the graph looks like this:



Weights of vertices in G . Recall that the cost of a vertex is the sum of its degree and its weight. In G , we set the weights so that each vertex has a cost of $d + 2$, except for the c_j^i which have a cost of $d + 3$ and the vertex A which has a cost of $d + 1 + n + k$. Parameter d just needs to be big enough so that all weights are positive (hence $d > k$ and $d > 2 \times |S|$ for all $S \in P$ suffices).

The value of V . As we will show, when there is a set-cover with k sets then we have an order \prec for G such that $MC(G, \prec)$ contains k times the value $d + 2$ (corresponding to the k selected sets), $\sum_{S \in P} |S| - n$ times the value d and all the other values are $d + 1$. Overall we have $V = k(d + 2)^2 + (\sum_{S \in P} |S| - n)d^2 + r(d + 1)^2$, where r is the number of vertices in G minus k and minus $(\sum_{S \in P} |S| - n)$.

Note that, per property 4, this value V corresponds to the minimal cost for an order that has a marginal cost of k . Conversely we will show that if there is a solution with a marginal cost of k or less then there is a set-cover with k set, proving that it is a reduction. Note that this converse direction is stronger than what is needed as it exists multisets with a marginal cost of k that do not match the minimal cost.

Proof that a solution to set-cover implies a solution to C^{++} Suppose that we have a solution to set-cover with the sets S_{j_1}, \dots, S_{j_k} . Let us prove that our graph G has an elimination order where the cost of each vertex is d or $d + 1$ or $d + 2$ but with only k vertices at $d + 2$.

The elimination order can be built by iterating j over j_1, \dots, j_k . For each j we start by eliminating s_j for a cost of $d + 2$, then we iterate $i \in S_j$ and we eliminate the a_j^i and b_j^i (both at cost $d + 1$ once s_j has been removed). Then we eliminate c_j^i (for a cost of d if e_i is already eliminated and $d + 1$ otherwise). Finally if e_i is not yet eliminated we eliminate it for a cost of $d + 1$.

Once we have done this, the vertex A has lost $k + n$ neighbors: all the e_i and the k vertices s_j that we have selected. Its remaining cost is $d + 1$ so we eliminate it, which in turn means that all the remaining s_j have a cost of $d + 1$ and we can eliminate them all (with their a_j^i , b_j^i and c_j^i attached).

Overall the cost of this elimination order is exactly V .

Proof that a solution to weighted- C^{++} implies a solution to set-cover

Suppose that we have an order \prec such that the total cost is below V . Since V is the optimal cost for a marginal cost of k , the order \prec cannot have a marginal cost higher than k otherwise its cost would be higher than V (see property 5). Knowing that \prec has a marginal cost of at most k , we will extract a solution to set-cover.

First we notice that when A is eliminated, its cost is to $d + 1 + k - E_s + E_n + R_n$ where E_s the number of s_i eliminated, and R_n is the number of e_i remaining. However, as long as A is not eliminated, E_s is less than (or equal to) the marginal cost of all the vertices eliminated before A . Indeed, if s_j is eliminated while A is still present it is because we paid a marginal cost at least 1 to eliminate directly one of s_j or a_j^i or b_j^i or c_j^i for a $i \in S_j$. That is true because if A is present, then all those vertices have a cost of $d + 2$ except c_j^i that has a cost of $d + 3$ or $d + 2$ depending on whether e_i is eliminated.

Overall when we eliminate A we pay a marginal cost of $(k - E_s) + R_n$ where E_s is the number of sets eliminated and R_n is the number of integers not yet eliminated. The marginal cost of the order \prec is at least the marginal cost of all vertices eliminated before A plus the marginal cost for A . Because the marginal cost of vertices removed before A is at least E_s , by adding the marginal cost of A we get a marginal cost bigger than $E_s + (k - E_s) + R_n = k + R_n$ which can be equal to k only if $R_n = 0$ which means all vertices corresponding to integers have been eliminated. Note that a vertex e_i can be eliminated because $i \in S_j$ for a vertex s_j eliminated or because e_i is directly eliminated but in that case we have to add a marginal cost of 1 specifically for this vertex. But in that case, it means that the marginal cost of all vertices before A includes the cost of removing this e_i which means that we cannot have a total marginal cost of k . Combining everything we get that if we have an order that has a marginal cost of k then we have k sets S_{i_1}, \dots, S_{i_k} covering all integers in $\llbracket 1, n \rrbracket$.