

Training from a Better Start Point: Active Self-Semi-Supervised Learning for Few Labeled Samples

Ziting Wen, Oscar Pizarro, *Member, IEEE*, Stefan Williams, *Senior Member, IEEE*

Abstract—Training with fewer annotations is a key issue for applying deep models to various practical domains. To date, semi-supervised learning has achieved great success in training with few annotations. However, confirmation bias increases dramatically as the number of annotations decreases making it difficult to continue reducing the number of annotations. Based on the observation that the quality of pseudo-labels early in semi-supervised training plays an important role in mitigating confirmation bias, in this paper we propose an active self-supervised learning (AS3L) framework. AS3L bootstraps semi-supervised models with prior pseudo-labels (PPL), where PPL is obtained by label propagation over self-supervised features. We illustrate that the accuracy of PPL is not only affected by the quality of features, but also by the selection of the labeled samples. We develop active learning and label propagation strategies to obtain better PPL. Consequently, our framework can significantly improve the performance of models in the case of few annotations while reducing the training time. Experiments on four semi-supervised learning benchmarks demonstrates the effectiveness of the proposed methods. Our method outperforms the baseline method by an average of 7% on the four datasets and outperforms the baseline method in accuracy while taking about 1/3 of the training time.

Index Terms—Semi-Supervised Learning, Self-Supervised Learning, Active Learning, Prior Pseudo-label.

I. INTRODUCTION

PART of the success of deep learning models stems from large amounts of labeled data [1]–[3]. However, the high cost of acquiring large numbers of labels hinders the widespread application of deep learning models, especially for those fields that require expert annotations, like medical images [4], [5], or marine biology images [6], [7].

Semi-supervised learning methods can drastically reduce the labeled data required [8]–[11]. The basic idea is to iteratively select a fraction of confident model predictions as pseudo-labels in order to increase the number of samples with which to train a classifier. Recent works [8], [9] have shown that these techniques can achieve similar accuracy to supervised learning with fewer annotations. But there are bottlenecks in reducing labeled data by existing semi-supervised learning techniques [12]. As shown in Fig. 1, the performance of the semi-supervised model suddenly plummets after a certain point when gradually reducing labels.

This phenomenon may be caused by amplification of the confirmation bias. **Confirmation bias** is an inherent problem of semi-supervised learning, referring to the situation in which the model has difficulty correcting incorrect predictions due to over-fitting of the erroneous pseudo-labels [13]. In the early

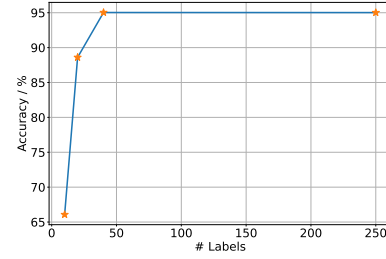


Fig. 1. Steep performance drops when reducing annotations. Accuracy trained with state-of-the-art semi-supervised learning algorithm, Flexmatch [9], with different numbers of annotations. Experiments were performed on CIFAR-10. The network architecture adopts WRN-28-2, the details of semi-supervised learning settings follow [9].

stage of semi-supervised training, the model has low prediction confidence for almost all samples, so the classifier performance is largely determined by the labeled data. Reducing the number of labels means that the classifier performance becomes worse and generates more incorrect predictions. Moreover, since the model has only a small number of correct constraints from the labeled data, it struggles to correct these erroneous predictions. As a result, the confirmation bias is greatly enhanced and the semi-supervised training performance decreases significantly when the number of annotations is reduced. Thus, most of the current semi-supervised learning techniques still require many annotations in order to bootstrap the learning process. For example, most benchmarks in semi-supervised learning select 25, 100, and 400 annotations per class [14]–[17]. Some recent studies have gradually reduced to 4 annotations per class [9], [10]. As available annotations decrease, existing semi-supervised algorithms suffer from performance degradation and training instability. The propagation regularizer and model selection metric are proposed to improve this problem [12]. However, this solution is based on a strong assumption that the dataset is class-balanced which is often not the case in many application domains.

From synthetic experiments (Sec.III), we found that the accuracy of pseudo-labels in the early stage of semi-supervised training affects the extent of confirmation bias and thus the performance of the semi-supervised model. And as the number of available labeled samples decreases, in the early stage, semi-supervised model generate less accurate pseudo-labels. This becomes a bottleneck to improve the performance of semi-supervised learning in the case of few annotations. So,

the key objective to improve the semi-supervised performance in the case of few annotations is improving accuracy of pseudo-labels in the early stage of semi-supervised training. Specially, we propose Active Self-Semi-Supervised Learning (AS3L) to guide semi-supervised learning by PPL. This PPL is obtained by performing label propagation on self-supervised features (Sec.IV-B). To distinguish from the pseudo-labels generated by model predictions during semi-supervised training, we call such pseudo-labels obtained before semi-supervised training as **prior pseudo-labels (PPL)**. More correct constraints from PPL are conveyed explicitly to the semi-supervised model in the initial stage, allowing the classifier to predict more accurately and correct erroneous predictions more easily. The accuracy of pseudo-labels depends not only on the quality of features but also on the selection of labeled samples, especially in the case of few annotations. Hence, we develop an active learning strategy to select labeled samples to generate accurate pseudo-labels (Sec.IV-C). Furthermore, based on our experiments on the effect of PPL on training (Sec.V-D2), we design a mechanism to integrate PPL and model predictions early in training and remove the PPL later in training (Sec.IV-A). This serves both to give the semi-supervised model a good starting point and to prevent PPL from hindering the continuous updating of the pseudo-labels during the semi-supervised training process. Our approach does not require the assumption that the data distribution is class-balanced. Therefore, it is a more realistic approach to the application.

Validated on four widely used benchmark datasets, our AS3L not only outperforms state-of-the-art (SOTA), but also demonstrates faster convergence, which allows us to cut the large training cost required for semi-supervised training.

The contributions of our work are summarized as follows: 1) We show how confirmation bias changes with decreasing labels and suggest that a key point to mitigate this issue is to improve the quality of pseudo-labels early in semi-supervised learning. 2) We propose the AS3L framework, a novel approach to bootstrap semi-supervised training from a good initial point consisting of accurate PPL, actively selected labeled samples and network weights from self-supervised training. It extends the success of semi-supervised learning to cases with fewer labels. Our proposed method consistently outperforms SOTA algorithms in the case of few annotations. 3) We develop an active learning strategy that is tightly coupled to the AS3L framework, which can greatly improve the quality of PPL when there are few labeled samples, thereby helping AS3L work well with fewer labels. 4) Our method demonstrates the potential of reducing the semi-supervised training cost, and experimental results prove that our method can outperform SOTA methods in terms of accuracy with approximately 1/3 of the training time.

II. RELATED WORK

A. Semi-Supervised Learning

1) *Semi-Supervised Learning from Scratch*: Semi-supervised training typically exploits unlabeled samples with consistency regularization [8], [14]–[16] and pseudo-labeling

techniques [17], [18], which force the model to predict consistently for various augmented samples. Due to the influence of confirmation bias, existing methods struggle to correct erroneous pseudo-labels, which degrades performance. Noo-Ri [12] found the quality of pseudo-labels is correlated with its class-balance, so adding a propagation regularizer can improve the performance of semi-supervised learning in cases with few labels. Also, a metric based on class-balance of pseudo-labels is proposed for model selection in a realistic semi-supervised training scenario (lack of validation set). However, this propagation regularizer is based on the strong assumption that the dataset is class-balanced. In this paper, based on observations from toy experiments, we argue that providing additional pseudo-labels to the semi-supervised model at the beginning can effectively improve performance in the case of few annotations. Our approach does not need to assume that the dataset is class balanced, making it more general and relevant to real-world problems. Furthermore, semi-supervised learning from scratch is plagued by high training costs, which requires relatively large numbers of training iterations to correct pseudo-labels to improve performance [19], [20]. A recent work Flexmatch [9] accelerates convergence by curriculum pseudo labeling, it achieves about 94% of the of the full training accuracy at 1/5 of the training iterations. In this paper, we observe that bootstrapping semi-supervised training with PPL would accelerate convergence and thus reduces the cost of semi-supervised training.

2) *Semi-Supervised Learning based on Self-Supervised Models*: With the training of proxy tasks, **self-supervised learning** can utilize all data to produce a valuable representation for downstream tasks before obtaining annotations. Early self-supervised training usually uses some simple pretext task like predicting image rotation [21] and jigsaw puzzle [22]. More recently, contrastive training methods have become mainstream in which the proxy loss is constructed by the comparison of sample pairs [23]–[27]. Self-supervised learning uses a proxy loss rather than noisy pseudo-labels generated by model predictions. Therefore, it is not subject to confirmation bias and can provide valuable information for semi-supervised learning. The ways in which current semi-supervised training algorithms utilize self-supervised learning techniques can be divided into three categories. The first and most straightforward way is to propagate labels on self-supervised features directly [28]. However, self-supervised features are not perfect for a specific task so simple label propagation based on this feature does not produce ideal results. The second way is using both semi-supervised loss and self-supervised loss to update the model. S4L [29] trains a model with self-supervised loss (predict rotation [21]) and semi-supervised loss, then re-trains the model with the model’s prediction. CoMatch [10] adds a low dimensional embedding for self-supervised loss. But, when we have few annotations, the confirmation bias degrades the quality of the self-supervised features if we train the classifier and the self-supervised representation simultaneously. The third way is transferring information depending entirely on network weights of self-supervised training. After obtaining the network weights through self-supervised train-

ing, SimCLRv2 [30] first fine-tunes the network initialized with pre-trained weights using the labeled samples, followed by self-distillation using all labeled and unlabeled samples. It leads to a model whose performance depends heavily on the classifier trained in the supervised training phase. When annotations are limited, it is a reasonable inference that they perform poorly. SelfMatch [31], after initializing the network with self-supervised training weights, is trained directly using common semi-supervised methods. Although self-supervised training gives good initial values for the majority of network weights, it is not possible to give initial values for classifiers due to the different loss and network architecture. With small labeled samples, poor pseudo-labels at the beginning of semi-supervised training can quickly destroy the initial weights provided by self-supervised learning. So, in this paper, to provide an effective way to transfer knowledge learned in the self-supervised stage, we construct a framework that utilizes pseudo-labels generated by self-supervised features to guide semi-supervised learning.

B. Active Learning

Most semi-supervised learning techniques select labeled samples by random stratified sampling [9], [10]. As the number of labels decreases, the gap between labeled and unlabeled sample distributions increases, which worsens the performance of semi-supervised learning. It is a straightforward idea to fuse active learning techniques to fill in the gap. **Active learning** assumes that different samples have different extents of influence on model accuracy. When we can only afford to label a fraction of samples, choosing samples with higher values to label can result in a more accurate model. Selecting more informative samples to annotate by defining the model's uncertainty about the samples based on a manual metric [4], [32], [33] or learning indicator [34], [35] is one approach that has been explored in the literature. Selecting samples so that the labeled samples can better cover the entire feature space is the other main idea of active learning [36], [37].

1) *Active strategy for Semi-Supervised Learning*: Some researchers have tried to directly combine existing semi-supervised learning with these active strategies developed in the context of supervised learning, but the results were unexpectedly poor, even worse than random selection baseline [38]. To bridge this gap, some new active strategies have been designed in the background of semi-supervised learning. These strategies are more tightly coupled with existing semi-supervised learning approaches. Consistency-based methods [39] argue that we should choose samples that are hard for semi-supervised models, i.e. samples with inconsistent predictions for data augmentation. Jiannan [40] proposed to combine adversarial training and graph-based label propagation to select samples close to cluster boundaries with high uncertainty. However, these strategies are multiple-shot strategies, which means unbearably high computational burden in semi-supervised learning scenarios.

2) *Single-shot Active strategy*: Single-shot active learning strategies request all labels at a single time, which may help us benefit from active learning with little additional computational burden. Until now, little attention has been paid to

this field. Pseudo-annotator [41] trains multiple models based on randomly guessed labels for building a single-shot active learning strategy. Reducing the number of interactions by sacrificing the cost of model training is not feasible in the deep learning era because the training cost of deep models is much higher than that of traditional machine learning models such as SVM. Xudong [42] proposes a diversity-based sampling strategy, which selects samples in the self-supervised feature space. Although this is a similar approach to our work, their method is designed according to traditional diversity criteria, and the active learning and semi-supervised learning elements are independent of each other. In contrast, our method builds a more tightly coupled active self-semi-supervised learning framework and constructs an active learning strategy from the perspective of improving the accuracy of PPL, achieving the effect of reducing both labeling and training costs.

III. ANALYSIS OF CONFIRMATION BIAS WITH SCARCE LABELS

Confirmation bias has a significant impact on the performance of semi-supervised learning, and becomes even more severe when we have fewer labels. In this section, we conducted a series of experiments to understand to what extent the confirmation bias varies with the number of annotations and how to suppress the confirmation bias by adding additional pseudo-labels.

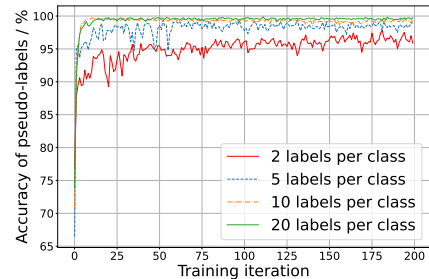


Fig. 2. As the number of annotations decreases, the confirmation bias is clearly enhanced in FlexMatch [9]. The accuracy of the pseudo-labels at training convergence shows the extent of the confirmation bias.

By definition, confirmation bias is the result of over-fitting to incorrect pseudo-labels [13]. To explore how confirmation bias varies with the number of annotations, we use the accuracy of pseudo-labels at training convergence to represent the extent of confirmation bias. We use the moon dataset [43] for this experiment. We use Flexmatch [9], one of the SOTA semi-supervised learning algorithms, where the weak and strong data augmentation denote Gaussian noise of different strengths, following [12]. The model architecture is 2-layer multilayer perceptron and the total training iteration is 200. Semi-supervised training is performed with 2, 5, 10, and 20 labels per class, respectively. The accuracy of the pseudo-labels during training is shown in the Fig. 2. After semi-supervised training converges, the accuracy of pseudo-labels trained with 5, 10, and 20 labels per class is almost the same, but is significantly higher than that of pseudo-labels trained

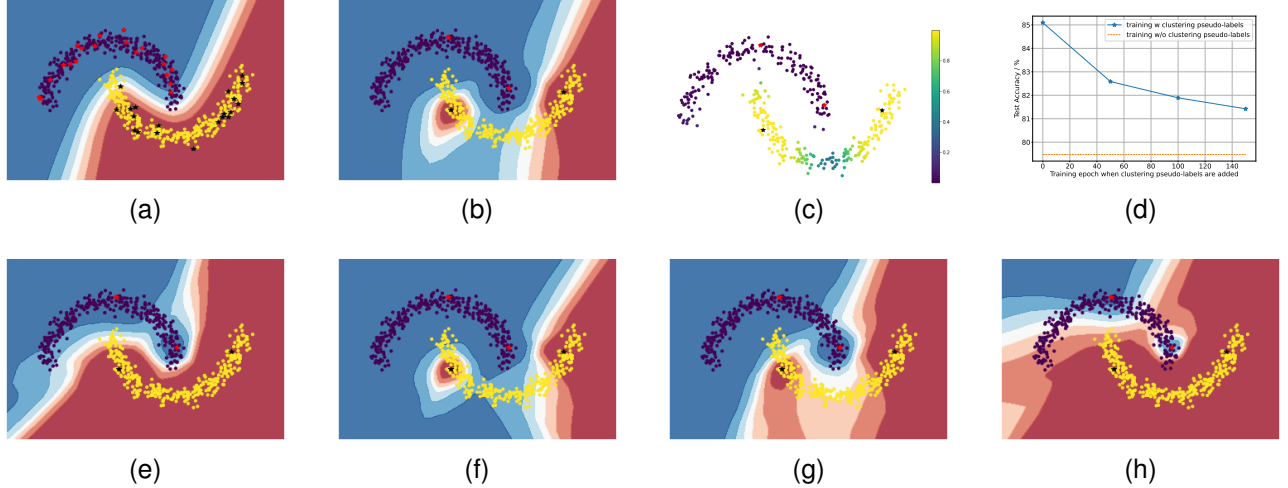


Fig. 3. Class boundaries estimated by FlexMatch with different numbers of. With fewer labels, it is more difficult for semi-supervised models to produce high-quality pseudo-labels relying only on labeled data. Semi-supervised learning is improved by explicitly adding additional pseudo-labels, and is better when additional pseudo-labels are added early in semi-supervised training. The red stars and black stars indicate positive and negative labeled samples, respectively. And the purple points and yellow points denotes positive and negative unlabeled samples, respectively. (a) Trained with 20 labeled samples per class. (b) Trained with 2 labeled samples per class. (c) Prior pseudo-labels generated by clustering. (d) Average test accuracy over 20 experiments when extra pseudo-labels are added in different epochs of semi-supervised training. (e) Added extra prior pseudo-labels in 0-5 epochs. (f) Added extra prior pseudo-labels in 50-55 epochs. (g) Added extra prior pseudo-labels in 100-105 epochs. (h) Added extra prior pseudo-labels in 150-155 epochs.

with 2 labels per class. As the number of annotations decreases, the accuracy of pseudo-labels decreases non-linearly, i.e., the confirmation bias abruptly increases. Thus, in the case of few labels, a key point to improve performance of semi-supervised learning is to mitigate confirmation bias. Mitigating the confirmation bias would require reducing the fitting of the model to the incorrect pseudo-labels. As shown in the Fig. 2, after 25 training iterations, the semi-supervised training can only slightly correct the erroneous pseudo-labels. This means that in the early stages of semi-supervised training, the accuracy of the pseudo-labels affects the extent of confirmation bias. And the initial period is the stage with the most incorrect pseudo-labels. Semi-supervised model over-fitting to incorrect pseudo-labels may mostly occur in this stage. Therefore, the crucial point to mitigate this harmful fitting is to improve the quality of pseudo-labels in the early stage of semi-supervised training.

To further verify this analysis, we try to improve pseudo-labels at different stages of semi-supervised training to see if improving pseudo-label accuracy early in training leads to greater benefits. A simple way is to obtain another pseudo-labels. When its accuracy is similar to or better than the pseudo-labels predicted by the semi-supervised model, the sum of the two can be used as the new and improved pseudo-labels. On the moon dataset, the extra pseudo-labels can be obtained by multiple clustering and are mostly more accurate than the pseudo-labels generated by the classifier prediction in the initial stage of semi-supervised training. Specifically, for the synthetic dataset, we use k-means to cluster on the original 2-D data in Fig.3b and propagate labels to the rest of the samples within the cluster. The pseudo-labels generated in this way are shown in Fig.3c. We then add these extra pseudo-labels obtained from clustering at different stages of training and regard the sum of these extra pseudo-labels and the

semi-supervised model predictions as final pseudo-labels. The additional pseudo-labels are used for 5 training epochs, after that the model predictions are re-used as pseudo-labels. The results of adding extra pseudo-labels at the training starting point, 1/4, 1/2, and 3/4 are shown in Fig.3e, Fig.3f, Fig.3g, and Fig.3h, respectively.

As shown in Fig.3d, improving the quality of pseudo-labels in the initial stage improves performance of semi-supervised learning. And adding this information early in the training is more effective, which is also consistent with the concept of confirmation bias. Because there are usually more incorrect pseudo-labels early in semi-supervised training, the earlier the additional pseudo-labels are added, the less the semi-supervised model is trained with erroneous pseudo-labels. It reduces the semi-supervised model's fit to the false information and makes the semi-supervised training more effective.

IV. ACTIVE SELF-SEMI-SUPERVISED LEARNING

From observations in synthetic experiments, we know that adding additional pseudo-labels early in training can effectively alleviate confirmation bias and improve semi-supervised performance. But unlike toy experiments, real-world data is usually high-dimensional. It is hard to produce accurate pseudo-labels by clustering directly on the raw input data. Also, the initial semi-supervised features are of poor quality to generate good pseudo-labels due to scarce labeled data. Fortunately, self-supervised learning can provide good features without any labels. Thus, we propose bootstrapping semi-supervised models with PPL based on self-supervised features. Specifically, in our framework, self-supervised learning and label propagation are used to produce PPL y_{prior} before starting semi-supervised training. To improve the accuracy of y_{prior} , we develop an active strategy to select appropriate labeled samples. Additionally, this active strategy is designed

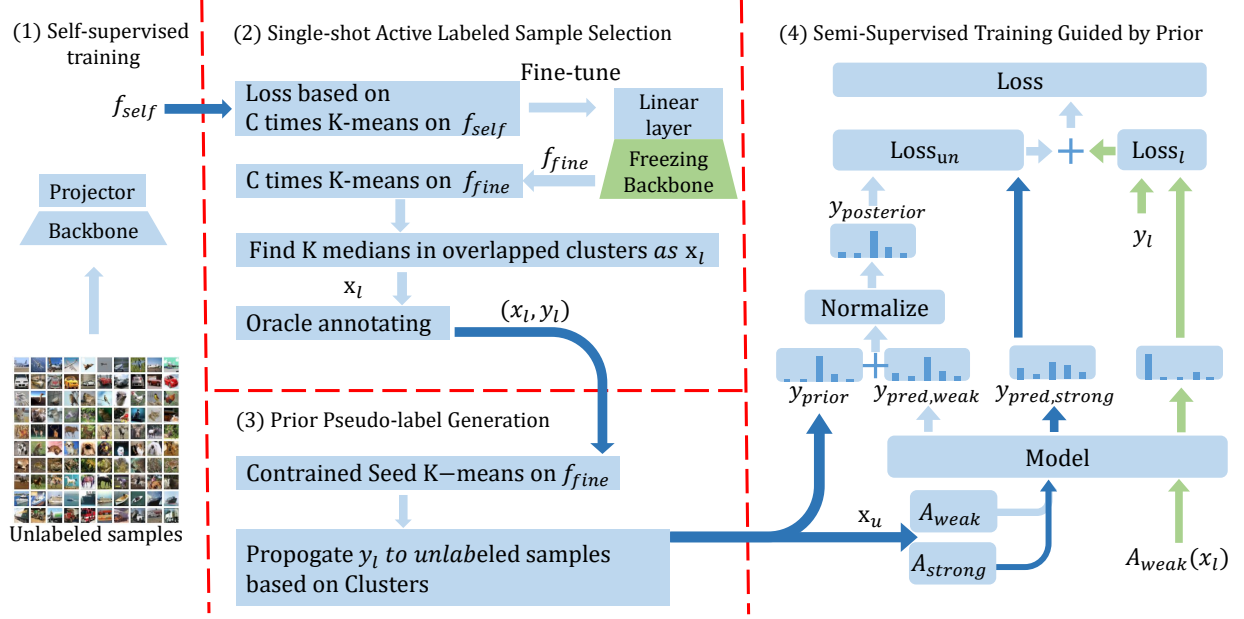


Fig. 4. The framework of our Active Self-Semi-Supervised learning(AS3L). AS3L consists of four components: (1) Obtaining self-supervised feature f_{self} follows [27]; (2) Selecting labeled samples based on f_{self} (Sec. IV-C); (3) Label Propagation based on cluster to get PPL y_{prior} (Sec. IV-B); (4) Semi-supervised training guided by y_{prior} (Sec. IV-A)

as a single-shot strategy to avoid adding too much extra running time.

We incorporate y_{prior} into the existing semi-supervised training framework using the following rationale: ideally, when the model prediction is inaccurate (early stage of semi-supervised training), y_{prior} is used to guide semi-supervised training. And when model predictions are more accurate than y_{prior} , using model predictions as pseudo-labels can leverage semi-supervised learning to correct the pseudo-labels. However, it is difficult to find the exact switching point. We address this by combining a rough switching point and a posterior pseudo-label. The remaining part of the approach is consistent with the existing semi-supervised learning, using supervised loss and consistency regularization to update the model. Thus, our method can be easily combined with other existing semi-supervised learning methods.

To sum up, as shown in Fig. 4, first, the whole dataset $D = (x_i)_{i=1}^n$ is used for self-supervised training to generate feature representation f_{self} . Then, our active learning strategy selects samples and queries their labels as labeled dataset $D_l = (x_i, y_i)_{i=1}^m$, and then propagates annotations in fine-tuned feature space f_{fine} to obtain PPL y_{prior} for unlabeled dataset $D_{un} = (x_i, y_{prior,i})_{i=1}^{n-m}$. Finally training a semi-supervised model with the combination of the PPL and model predictions.

A. Semi-Supervised Training Guided by PPL

We formulate the semi-supervised loss in Eq. 1 following most of previous works [8], [9], with the difference that we use

posterior pseudo-labels rather than model prediction to guide the semi-supervised training in Eq. 4, where $Loss_l$ is the cross entropy loss of labeled samples, $Loss_{un}$ is the consistency loss for unlabeled samples and λ is a coefficient for a trade-off between these two losses. $Loss_{un}$ is defined in Eq. 3, where μ is a ratio of the number of unlabeled samples and labeled samples in each training batch, B is batch size, τ is the threshold for filtering confident samples, A is a random data augmentation function, $y_{pred,weak}$ is the model's prediction for samples with weak data augmentation, $y_{pred,strong}$ is the model's prediction for samples with strong data augmentation, $y_{posterior}$ is final pseudo-label, p is the 'hard' one-hot form of $y_{posterior}$ and H is the cross entropy loss.

$$Loss = Loss_l + \lambda Loss_{un} \quad (1)$$

$$Loss_l = H(Model(A_{weak}(x_l)), y_l) \quad (2)$$

$$Loss_{un} = \frac{1}{\mu B} \sum_{b=1}^{\mu B} 1(\max(y_{posterior}) > \tau) H(y_{pred,strong}, p) \quad (3)$$

$$y_{posterior} = \begin{cases} \text{normalize}(y_{prior} + y_{pred,weak}) & t \leq T \\ y_{pred,weak} & t > T \end{cases} \quad (4)$$

As described in Sec. III, semi-supervised models have a strong ability to improve pseudo-labels when model doesn't overfit many wrong pseudo-labels. To allow PPL y_{prior} to play a role in guiding training and avoid model overfitting with noisy y_{prior} , we use the normalized sum of model predictions and PPL as the final pseudo-labels to guide early training as

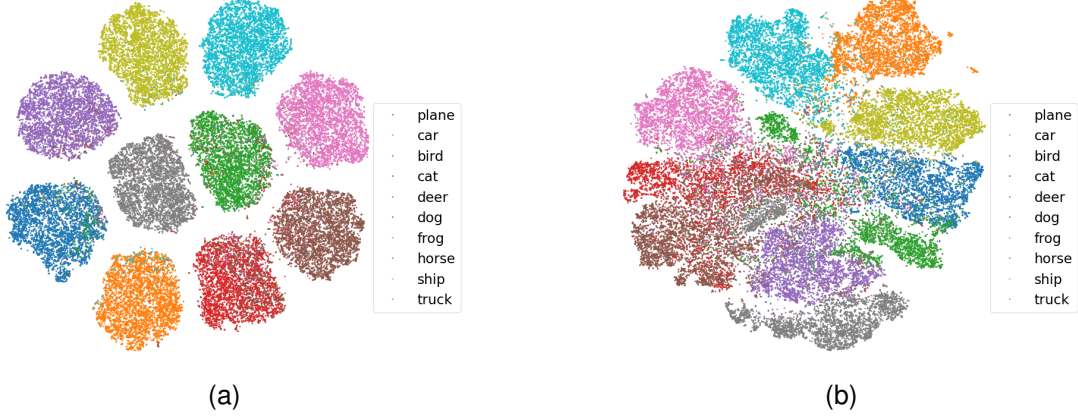


Fig. 5. T-SNE visualization of semi-supervised and self-supervised features, where semi-supervised features are trained with 40 labels on CIFAR-10 followed our method. Self-supervised features seem to be more loosely clustered, and the boundaries between clusters are not as well defined. (a) Semi-Supervised feature f_{semi} . (b) Self-Supervised feature f_{self}

Eq. 4, where T denotes a pre-defined switching point. We assume the model has enough correct pseudo-labels after T iterations. Then, to maximize the effect of semi-supervised training, we remove y_{prior} after T iterations, i.e. the model becomes a common semi-supervised training framework. We experimentally found that setting a rough switching point T is a good choice in Sec.V-D2.

B. Prior Pseudo-label Generation

We generate PPL y_{prior} by propagating labels based on clusters. We use the constrained seed K-Means [44] instead of K-means to benefit from labeled sample constraints for better clustering. The labels of the labeled samples are propagated to all unlabeled samples in the same cluster, and then normalized to obtain PPL. We note that as the number of clusters K increases, the probability of samples in the same cluster having the same label increases. Therefore, in order to improve the accuracy of PPL, we should increase K . However, as K increases, the number of samples contained in each cluster decreases, and the number of clusters that do not contain any labeled samples increases (especially, when K is greater than the number of labeled samples), resulting in more unlabeled samples that are not propagated to the labels. As a trade-off, we set different K for C times clustering such that most of the unlabeled samples will be covered by labeled samples, while those farther away from any labeled samples will have lower confidence.

C. Single-shot Active Labeled Sample Selection

The goal of our active learning strategy is to obtain accurate PPL. Thus, in addition to the traditional expectation that selected samples should cover the entire feature space well [36], we also aim to select samples that have the same label as the dominant label in surrounding samples. Based on the observation (Sec. V-D6) that in the self-supervised feature space, f_{self} , samples located in the same cluster would have similar labels and samples near the center of the cluster are more likely to have the same label as the majority of samples

in that cluster. We design our active strategy to find samples close to the center of the cluster.

Although self-supervised training has been proven to provide very good features, f_{self} , with excellent performance in linear evaluation [23], [27], we experimentally find that clustering directly on f_{self} is not a good choice. One possible reason is that self-supervised features have a different distribution than features trained with labels, as shown in Fig. 5, self-supervised features generally distribute scattering due to their training with finer-grained surrogate tasks. This means that the distance between features of the same class is large, and the distance between features of different classes is small, which will affect the performance of the clustering algorithm and potentially the accuracy of our pseudo-labels. To obtain a more suitable feature space, we fine-tune these features based on multiple clusters before selecting samples to label, as explained next.

1) *Fine-tuning features*: To make samples in the same cluster closer together, we use a mean squared error (MSE) loss to force samples in the same cluster to be close to their centers. Also, to improve robustness, we employ C times K-means on f_{self} , with the final loss as defined by Eq. 5, where $f_{fine,i}$ is i^{th} sample's fine-tuned feature, $f_{center,i,j}$ is cluster center corresponding to i^{th} sample in the j^{th} cluster. In the process of fine-tuning, since the loss is defined based on C times clustering with randomness, those samples that are stable within the same cluster become closer, while other samples attracted by different cluster centers, do not approach one of the centers, thus improving the clustering results.

$$Loss = \frac{1}{CN} \sum_i \sum_j \|f_{fine,i} - f_{center,i,j}\|_2^2 \quad (5)$$

Additionally, considering the computational cost and still wanting to keep the approximate self-supervised feature structure, we add a single linear layer to the self-supervised trained encoder. During training, the encoder weights are frozen and only the newly added linear layer weights are updated. Finally,

we select labeled samples and generate PPL based on the linear layer output features f_{fine} .

2) *Select Labeled Set Based on Multiple Clusters*: Similarly, perform C times K-means clustering on f_{fine} , to improve robustness. We believe that samples occur in same classes in multiple random clustering are more likely to belong to the same semantic category. Therefore, we find the samples that are assigned to the same classes in the C times cluster. Then medians are selected to annotate.

V. EXPERIMENTS

A. Results on CIFAR-10, CIFAR-100 and STL-10

Our method is first evaluated on the common benchmark for semi-supervised learning: CIFAR-10 [45], CIFAR-100 [45], STL-10 [46]. Both CIFAR-10 and CIFAR-100 contain 50,000 training samples and 10,000 test samples, all with image size of 32×32 . STL-10 contains 5,000 labeled training samples, 100,000 unlabeled training samples and 8,000 test samples. The resolution of all samples is 96×96 . We experimented with labeled sample sets of various sizes, especially with fewer annotation samples than in previous papers (10 labeled samples for CIFAR-10, 200 labeled samples for CIFAR-100, and 20 labeled samples for STL-10).

1) *Baseline Methods*: We compare our method with (1) SOTA semi-supervised learning from scratch algorithms: Fixmatch [8], Flexmatch [9] and CoMatch [10]. (2) SOTA semi-supervised learning based on self-supervised training: SelfMatch [31]. Here, to set a fair baseline, we change the semi-supervised fine-tuning part of the SelfMatch algorithm to a stronger algorithm, FlexMatch. (3) Plug-in model selection method, Sel [12], that is specially optimized for semi-supervised training with few annotations. For a fair comparison, we choose the same network architecture in the self-supervised training phase as in the semi-supervised training.

2) *Implementation details*: We set network architectures following previous work [9]: WRN-28-2 [47] for CIFAR-10, WRN-28-8 for CIFAR-100 and WRN-37-2 for STL-10. For CIFAR-10, CIFAR-100 and STL-10. We set hyper-parameters follows TorchSSL [9]: SGD with momentum 0.9, initial learning rate 0.03, λ is 1, μ is 7, batch size is 64, total training iterations is 1024×1024 and a cosine annealing learning rate scheduler. The switching point T is 7000.

To avoid a heavy computational burden, we adopt Simsim [27] for self-supervised learning and use the same backbone as the semi-supervised learning stage. We follow Simsim to set hyper-parameters in the self-supervised training stage. The network weight trained from self-supervised learning is used to initialize the backbone in semi-supervised training. Moreover, clustering is implemented 6 times (C is 6) in both active sampling strategy and label propagation. For active sampling, the number of classes in each cluster, K , is equal to the number of selected samples. For label propagation, clustering is done by Constrained Seed K-Means [44]. The minimum K value is set to be the same as the number of categories of the dataset. For CIFAR-10 and STL-10, K is 10, 20, 30, 40, 50 and 60. For CIFAR-100, K is set to 100, 200, 300, 400, 500 and 600, respectively. The linear layer used in Sec. IV-C has the same

TABLE I
COMPARISON OF ACCURACY ON CIFAR-10, CIFAR-100 AND STL-10.
ALL RESULTS ARE AVERAGE OVER 3 RUNS. THE BEST RESULTS ARE SHOWN IN RED AND THE SECOND BEST RESULTS ARE SHOWN IN BLUE.

Dataset	CIFAR-10		CIFAR-100		STL-10	
Size of Labeled Set	10	40	200	400	20	40
Fully-Supervised	95.38		80.70		-	
FixMatch	60.01	85.57	35.83	46.04	43.24	60.92
FlexMatch	59.06	94.86	30.59	46.11	38.32	54.90
SelfMatch (w FlexMatch)	57.03	94.63	28.63	51.24	44.78	57.06
CoMatch	65.10	92.16	32.51	41.72	-	-
FixMatch-Sel	65.73	89.87	35.78	46.05	45.45	63.93
SelfMatch-Sel(w FlexMatch)	59.13	94.79	36.58	53.05	45.73	63.14
Our(w FlexMatch)	69.08	94.35	46.87	47.37	49.57	57.57
Our-Sel(w FlexMatch)	83.80	94.32	48.40	59.16	51.11	61.89
Our-Early-Sel(w FlexMatch)	82.17	93.28	44.80	61.50	46.32	65.15

dimension that the final layer of the backbone and fine-tuning features trains for 40 epochs.

3) *Results*: The experimental results are shown in Table I. Given the lack of labeled data for semi-supervised training, it is infeasible to select the best model by validation set. Following previous work [12], we report the median accuracy for the last 20 checkpoints, with the exception of the 'Sel' method, which proposes a specific model selection metric. Our results first are shown in 2 ways: the median accuracy of the last 20 models as 'Our' and the accuracy of the models selected with 'Sel' [12] as 'Our-Sel', where the total training iteration is 1024×1024 . Then, to demonstrate that our method accelerates convergence, we also report the accuracy when using 1/4 the number of training iterations as 'Our-Early-Sel'. **Effectiveness**: Our approach shows substantial improvements to the baseline, especially with very few annotations (1 or 2 labels per class on average). When the labels increase, the gain from our method decreases, especially for simple data sets. Because the simpler the dataset, the less labeled data the semi-supervised model needs to obtain information. For example, in the case of CIFAR-10 with 40 labels, baseline method can achieve similar accuracy to the result of fully-supervised training. So, in this case, training with PPL is unnecessary. **Fast convergence**: By explicitly using PPL to initiate semi-supervised training, our method demonstrates faster convergence. When using 1/4 of the training iterations, our method achieves about 97% of the of the full training accuracy and already outperforms all baseline methods except in the case of CIFAR-10 with 40 labels.

B. Results on ImageNet

We also conduct experiments on a large scale dataset, ImageNet-1k [1], which has 1.28 million training images and 50,000 validation images. Following previous works [9], [48], we use Resnet-50 [2] as backbone. Due to computational resource limitations and in order to provide a stronger baseline, we set hyper-parameters following the method of training based on self-supervised pre-training weights [48] instead of the original Flexmatch [9]. Total training epoch is 50. The change point T is 32000. The same phenomenon is observed in experiments on the ImageNet in Table II. Our method has

TABLE II

COMPARISON OF ACCURACY ON IMAGENET. THE BEST RESULTS ARE SHOWN IN RED AND THE SECOND BEST RESULTS ARE SHOWN IN BLUE.

Method	Batch size	0.2% labels		1% labels	
		Top-1	Top-5	Top-1	Top-5
BYOL	1024	26.0	48.7	53.2	68.8
FlexMatch	384	30.3	48.8	57.3	80.1
Our(w FlexMatch)	384	37.3	55.9	58.3	79.9

TABLE III

COMPARISON OF TRAINING COST FROM PRACTICAL RUNNING TIME ON SINGLE RTX 3090 GPU.

Dataset	Running Time / hours	
	CIFAR-10	CIFAR-100
FlexMatch	98.82	353.69
Our(w FlexMatch)	35.21	121.04
Speed up	2.81×	2.92×

better results than the baseline for different sizes of annotation and provides more gain when we have fewer annotations.

C. Training Cost

Both self-supervised training and semi-supervised training are computational-intensive. Therefore, our approach may raise some concerns about computational cost. As described in Sec.V-A3, our method exhibits fast convergence properties. Our method still outperforms the baseline methods with 1/4 of semi-supervised training iterations. We compared the training costs in this case from running time on a single RTX-3090 GPU. Because training on STL-10 requires multiple GPUs, the multi-GPU implementation may cause some additional runtime differences, so we only report results for the remaining two datasets that can be run on a single GPU. As shown in Table III, our method is about 3 times faster than standard semi-supervised learning.

D. Model Detailed Analysis

We further analyze our approach from six aspects: ablation studies for the whole framework, influence of switching point, comparisons of active learning strategies, ablation studies for our active sampling strategy, the detailed analysis on pseudo-label propagation and clustering results on self-supervised features.

1) *Ablation Experiment of Framework*: Ablation experiments were performed in the CIFAR-10 with 10 labels. We evaluate two components of our method: active labeled set selection and PPL warm-up. The results are shown in Table IV. (1) When we have few labels, the active sampling strategy produces semi-supervised training results with higher accuracy more stably. (2) Guiding semi-supervised training with y_{prior} early on improves model performance regardless of whether labeled samples are selected by the proposed strategy. This confirms our claim that a better starting point for semi-supervised training can improve model performance.

2) *Influence of switching point*: We evaluate the influence of the switching point in the CIFAR-10 with 10 labels and 40 labels. Four switching points are experimented. Results

TABLE IV

ABLATION STUDY ON CIFAR-10. ACCURACY IS THE AVERAGE OVER 3 RUNS.

Ablation	Accuracy(avg. \pm std.)
Random	58.17 \pm 13.01
Random + PPL	68.01 \pm 15.96
Active	76.65 \pm 5.29
Active + PPL	82.95 \pm 5.45

TABLE V

COMPARISON OF ACTIVE SAMPLING STRATEGIES. ACCURACY REPORTED IS THE AVERAGE OVER 3 RUNS. THE BEST RESULTS ARE SHOWN IN RED AND THE SECOND BEST RESULTS ARE SHOWN IN BLUE.

Dataset	CIFAR-10		CIFAR-100		STL-10	
Size of Labeled Set	10	40	200	400	20	40
Random	58.17	82.81	38.84	58.42	51.14	63.33
K-medoids	47.26	87.42	43.39	59.10	51.03	68.29
Coreset	31.92	86.19	27.59	47.77	45.75	51.41
Proposed	84.43	94.25	51.22	61.07	61.39	70.26

trained without PPL as well as trained with PPL directly rather than the sum form are also given in Fig.6. The PPL quickly improves model accuracy at the beginning of training, but are counterproductive to model accuracy improvement at the end of training. Therefore, it is necessary to set the switching point. But finding an optimal switching point is hard because it depends on the size of labeled set. For example, for CIFAR-10 with 40 labels, the optimal switching point is earlier than 60 epochs. For CIFAR-10 with 10 labels, this point is later than 120 epochs. Fortunately, the experiments as shown in Fig.6 demonstrate the rough switching points hardly affect the final result.

3) *Influence of Active Sampling Strategy*: Different active learning strategies are compared on CIFAR10, CIFAR100 and STL10, where all the hyper-parameters are the same as mentioned in Sec.V-A2 except for the training iterations. Here, all experiments are trained 112×2304 iterations. Because our active learning strategy is a single-shot active learning strategy without access to any labels, we choose those methods that can also work in this context as the baseline. Specially, random, K-medoids [36] and Coreset-greedy [36] are selected. As shown in Tab.V, our method consistently outperforms other active learning strategies. When the number of labeled samples is close to the number of true classes, random baseline is better than existing active sampling strategies: K-medoids and Coreset-greedy because these strategies cannot cover most classes in the dataset.

4) *Ablation Study of Our Active Sampling Strategy*: We compare the effects of various components in our proposed active learning strategy. Ablation experiments were performed on CIFAR-10. Here, K-medoids means clustering only once, and multi-clustering means clustering 6 times, as described in Sec. V-A2. As shown in Table VI, fine-tuning the features can lead to significant improvements, better class coverage and more accurate pseudo-label. Especially for the case with fewer annotations, multi-clustering and fine-tuning features can bring greater benefits.

We experiment with the effect of setting different clustering

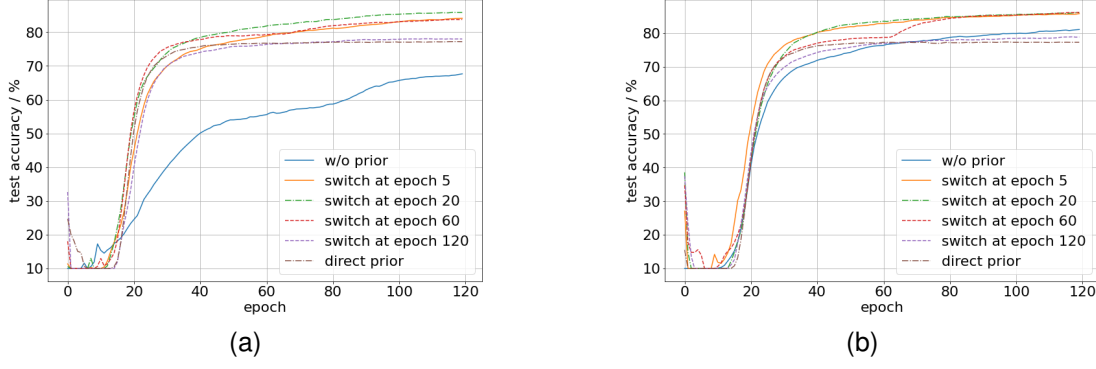


Fig. 6. The effect of the switching point on the performance of semi-supervised learning. (a) Test accuracy of semi-supervised training in CIFAR-10 with 10 labels. (b) Test accuracy of semi-supervised training in CIFAR-10 with 40 labels.

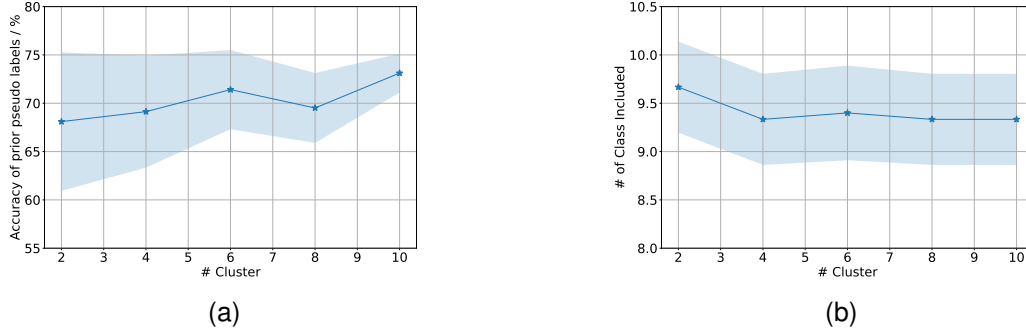


Fig. 7. The effect of the number of clusters C in an active learning strategy. Class coverage is robust to C , while larger C means more accurate y_{prior} . (a) Accuracy of prior Pseudo-label. (b) Class Coverage.

TABLE VI

ABLATION STUDY OF PROPOSED ACTIVE LEARNING STRATEGY ON CIFAR-10. ACCURACY REPORTED IS THE AVERAGE OVER 3 RUNS.

# Labels	Accuracy of y_{prior}		Class Coverage	
	10	40	10	40
K-medoids on f_{self}	42.50	66.16	7.2	10
Multi-cluster on f_{self}	61.94	72.54	8.5	10
K-medoids on f_{fine}	64.70	69.40	9.2	10
Multi-cluster on f_{fine}	71.41	72.63	9.4	10

times C on the samples selected by our proposed active learning strategy. The experiment is implemented on CIFAR-10 with 10 labels. As shown in Fig. 7, we note that our strategy is robust to the number of clustering C . For different C , our active learning strategy can select samples that better cover all classes, even in settings with very few annotations. C mainly affects the accuracy of the PPL. The larger C is, the smaller the variance, and the accuracy of pseudo-labels can be slightly improved.

5) *Prior Pseudo-label Propagation*: For PPL generation, we compare our method with LLGC [49], which is a typical baseline for label spreading, with the hyper-parameters of LLGC following [50]. We also compare the effect of selecting labeled samples using different active learning methods on the accuracy of pseudo-labels in Table VII. Results confirm that the choice of labeled sample selection strategy has a large

TABLE VII

ACCURACY OF PRIOR PSEUDO-LABEL COMPARISON OF DIFFERENT ACTIVE STRATEGIES AND LABEL PROPAGATION METHODS. ACCURACY REPORTED IS THE AVERAGE OVER 3 RUNS. THE BEST RESULTS ARE SHOWN IN RED AND THE SECOND BEST RESULTS ARE SHOWN IN BLUE.

Propagation	Dataset # Labels	CIFAR-10			CIFAR-100
		10	20	40	400
LLGC	Random	53.42	59.91	59.59	46.55
LLGC	Coreset	31.57	56.06	74.47	43.60
LLGC	K-medoids	45.53	62.28	71.51	49.16
LLGC	Proposed	62.94	71.61	75.50	51.50
Proposed	Random	52.12	60.32	69.40	42.60
Proposed	Coreset	37.43	59.56	73.82	38.10
Proposed	K-medoids	44.90	62.12	49.62	42.90
Proposed	Proposed	71.41	72.63	74.08	47.60

impact on the accuracy of pseudo-labels. The samples selected by our active learning strategy can yield more accurate pseudo-label when using different label propagation methods. And our pseudo-label propagation method is much better than LLGC when the number of labeled samples is close to the number of true classes, but slightly weaker than LLGC when there are more labels.

Furthermore, we study the impact of the number of classes in clustering, K , in our label propagation. The experiments consist of three settings containing different sizes of K , as shown in Table VIII. Expected calibration error (ECE) [51]

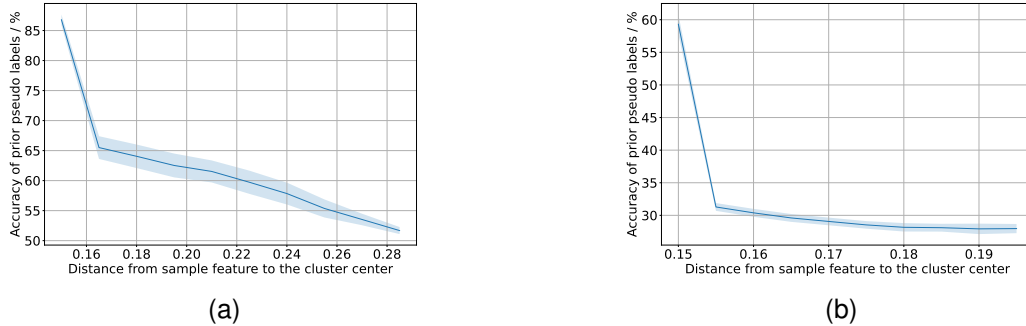


Fig. 8. The relationship between distance d and dominant labels in self-supervised feature space, where d represents the distance from the sample feature to the cluster center. (a) CIFAR-10. (b) CIFAR-100.

TABLE VIII
ABLATION STUDY OF K ON CIFAR-10, ACCURACY OF y_{prior} AND EXPECTED CALIBRATION ERROR(ECE) REPORTED IS THE AVERAGE OVER 3 RUNS

# Labels	ECE			Accuracy of y_{prior}		
	10	20	40	10	20	40
$K=[10,10,10,10,10,10]$	0.265	0.161	0.114	71.22	72.92	73.06
$K=[10,20,30,40,50,60]$	0.237	0.087	0.069	71.41	72.63	74.08
$K=[10,60,60,60,60,60]$	0.214	0.132	0.080	70.83	70.46	74.03

is used to describe how well y_{prior} is calibrated to the true accuracy, smaller values indicate less miscalibration. The results confirm that using different K in label propagation is a good compromise between accuracy and calibration.

6) *Clustering Results on Self-Supervised Features:* We analyzed clustering results in self-supervised feature space, and the results are shown in Fig. 8. We clustered the self-supervised features 5 times, and the number of clusters was equal to the actual number of classes in datasets. The samples are divided into 10 bins based on the distance between the sample features and the cluster centers, and the proportion of sample labels in each bin that are the same as the dominant labels in the clusters is calculated. The result shows that samples near the center of the cluster are more likely to have the same label as the dominant label in the cluster.

VI. CONCLUSIONS

In this paper, we show that improving the quality of pseudo-labels in the initial phase of semi-supervised training can go a long way in improving the performance of semi-supervised learning for the case of few labels. We show that in addition to only initializing weights from self-supervised learning, PPL can serve as a good intermediate step to transfer information from self-supervised features to improve semi-supervised training. We also show that a single-shot active learning strategy can enhance PPL. The PPL can greatly improve the model's performance while reducing computational cost by bootstrapping training.

ACKNOWLEDGMENTS

The authors acknowledge the University of Sydney's high performance computing cluster, Artemis, for providing the

computing resources.

REFERENCES

- [1] J. Deng, W. Dong, R. Socher, L.-J. Li, K. Li, and L. Fei-Fei, "Imagenet: A large-scale hierarchical image database," in *2009 IEEE conference on computer vision and pattern recognition*. Ieee, 2009, pp. 248–255.
- [2] K. He, X. Zhang, S. Ren, and J. Sun, "Deep residual learning for image recognition," in *Proceedings of the IEEE conference on computer vision and pattern recognition*, 2016, pp. 770–778.
- [3] Z. Liu, Y. Lin, Y. Cao, H. Hu, Y. Wei, Z. Zhang, S. Lin, and B. Guo, "Swin transformer: Hierarchical vision transformer using shifted windows," in *Proceedings of the IEEE/CVF International Conference on Computer Vision*, 2021, pp. 10012–10022.
- [4] L. Yang, Y. Zhang, J. Chen, S. Zhang, and D. Z. Chen, "Suggestive annotation: A deep active learning framework for biomedical image segmentation," in *International conference on medical image computing and computer-assisted intervention*. Springer, 2017, pp. 399–407.
- [5] W. Zhang, L. Zhu, J. Hallinan, S. Zhang, A. Makmur, Q. Cai, and B. C. Ooi, "Boostmis: Boosting medical image semi-supervised learning with adaptive pseudo labeling and informative active annotation," in *Proceedings of the IEEE/CVF Conference on Computer Vision and Pattern Recognition*, 2022, pp. 20 666–20 676.
- [6] I. Alonso, M. Yuval, G. Eyal, T. Treibitz, and A. C. Murillo, "Coralseg: Learning coral segmentation from sparse annotations," *Journal of Field Robotics*, vol. 36, no. 8, pp. 1456–1477, 2019.
- [7] M. Bewley, A. Friedman, R. Ferrari, N. Hill, R. Hovey, N. Barrett, E. M. Marzinelli, O. Pizarro, W. Figueira, L. Meyer *et al.*, "Australian sea-floor survey data, with images and expert annotations," *Scientific data*, vol. 2, no. 1, pp. 1–13, 2015.
- [8] K. Sohn, D. Berthelot, N. Carlini, Z. Zhang, H. Zhang, C. A. Raffel, E. D. Cubuk, A. Kurakin, and C.-L. Li, "Fixmatch: Simplifying semi-supervised learning with consistency and confidence," *Advances in Neural Information Processing Systems*, vol. 33, pp. 596–608, 2020.
- [9] B. Zhang, Y. Wang, W. Hou, H. Wu, J. Wang, M. Okumura, and T. Shinzaki, "Flexmatch: Boosting semi-supervised learning with curriculum pseudo labeling," *Advances in Neural Information Processing Systems*, vol. 34, 2021.
- [10] J. Li, C. Xiong, and S. C. Hoi, "Comatch: Semi-supervised learning with contrastive graph regularization," in *Proceedings of the IEEE/CVF International Conference on Computer Vision*, 2021, pp. 9475–9484.
- [11] R. Ke, A. I. Aviles-Rivero, S. Pandey, S. Reddy, and C.-B. Schönlieb, "A three-stage self-training framework for semi-supervised semantic segmentation," *IEEE Transactions on Image Processing*, vol. 31, pp. 1805–1815, 2022.
- [12] N.-R. Kim and J.-H. Lee, "Propagation regularizer for semi-supervised learning with extremely scarce labeled samples," in *Proceedings of the IEEE/CVF Conference on Computer Vision and Pattern Recognition*, 2022, pp. 14 401–14 410.
- [13] E. Arazo, D. Ortego, P. Albert, N. E. O'Connor, and K. McGuinness, "Pseudo-labeling and confirmation bias in deep semi-supervised learning," in *2020 International Joint Conference on Neural Networks (IJCNN)*. IEEE, 2020, pp. 1–8.
- [14] D. Berthelot, N. Carlini, I. Goodfellow, N. Papernot, A. Oliver, and C. A. Raffel, "Mixmatch: A holistic approach to semi-supervised learning," *Advances in Neural Information Processing Systems*, vol. 32, 2019.

- [15] D. Berthelot, N. Carlini, E. D. Cubuk, A. Kurakin, K. Sohn, H. Zhang, and C. Raffel, "Remixmatch: Semi-supervised learning with distribution matching and augmentation anchoring," in *International Conference on Learning Representations*, 2020.
- [16] Q. Xie, Z. Dai, E. Hovy, T. Luong, and Q. Le, "Unsupervised data augmentation for consistency training," *Advances in Neural Information Processing Systems*, vol. 33, pp. 6256–6268, 2020.
- [17] M. N. Rizve, K. Duarte, Y. S. Rawat, and M. Shah, "In defense of pseudo-labeling: An uncertainty-aware pseudo-label selection framework for semi-supervised learning," in *International Conference on Learning Representations*, 2021.
- [18] D.-H. Lee *et al.*, "Pseudo-label: The simple and efficient semi-supervised learning method for deep neural networks," in *Workshop on challenges in representation learning, ICMML*, vol. 3, no. 2, 2013, p. 896.
- [19] K. Killamsetty, X. Zhao, F. Chen, and R. Iyer, "Retrieve: Coreset selection for efficient and robust semi-supervised learning," *Advances in Neural Information Processing Systems*, vol. 34, 2021.
- [20] K. Killamsetty, S. Durga, G. Ramakrishnan, A. De, and R. Iyer, "Grad-match: Gradient matching based data subset selection for efficient deep model training," in *International Conference on Machine Learning*. PMLR, 2021, pp. 5464–5474.
- [21] S. Gidaris, P. Singh, and N. Komodakis, "Unsupervised representation learning by predicting image rotations," in *International Conference on Learning Representations*, 2018.
- [22] M. Noroozi and P. Favaro, "Unsupervised learning of visual representations by solving jigsaw puzzles," in *European conference on computer vision*. Springer, 2016, pp. 69–84.
- [23] T. Chen, S. Kornblith, M. Norouzi, and G. Hinton, "A simple framework for contrastive learning of visual representations," in *International conference on machine learning*. PMLR, 2020, pp. 1597–1607.
- [24] K. He, H. Fan, Y. Wu, S. Xie, and R. Girshick, "Momentum contrast for unsupervised visual representation learning," in *Proceedings of the IEEE/CVF conference on computer vision and pattern recognition*, 2020, pp. 9729–9738.
- [25] X. Chen, H. Fan, R. Girshick, and K. He, "Improved baselines with momentum contrastive learning," *arXiv preprint arXiv:2003.04297*, 2020.
- [26] J.-B. Grill, F. Strub, F. Altché, C. Tallec, P. Richemond, E. Buchatskaya, C. Doersch, B. Avila Pires, Z. Guo, M. Gheshlaghi Azar *et al.*, "Bootstrap your own latent—a new approach to self-supervised learning," *Advances in Neural Information Processing Systems*, vol. 33, pp. 21 271–21 284, 2020.
- [27] X. Chen and K. He, "Exploring simple siamese representation learning," in *Proceedings of the IEEE/CVF Conference on Computer Vision and Pattern Recognition*, 2021, pp. 15 750–15 758.
- [28] H. Bai, M. Cao, P. Huang, and J. Shan, "Self-supervised semi-supervised learning for data labeling and quality evaluation," *arXiv preprint arXiv:2111.10932*, 2021.
- [29] X. Zhai, A. Oliver, A. Kolesnikov, and L. Beyer, "S4l: Self-supervised semi-supervised learning," in *Proceedings of the IEEE/CVF International Conference on Computer Vision*, 2019, pp. 1476–1485.
- [30] T. Chen, S. Kornblith, K. Swersky, M. Norouzi, and G. E. Hinton, "Big self-supervised models are strong semi-supervised learners," *Advances in neural information processing systems*, vol. 33, pp. 22 243–22 255, 2020.
- [31] B. Kim, J. Choo, Y.-D. Kwon, S. Joe, S. Min, and Y. Gwon, "Self-match: Combining contrastive self-supervision and consistency for semi-supervised learning," *arXiv preprint arXiv:2101.06480*, 2021.
- [32] D. D. Lewis and J. Catlett, "Heterogeneous uncertainty sampling for supervised learning," in *Machine learning proceedings 1994*. Elsevier, 1994, pp. 148–156.
- [33] Y. Gal, R. Islam, and Z. Ghahramani, "Deep bayesian active learning with image data," in *International Conference on Machine Learning*. PMLR, 2017, pp. 1183–1192.
- [34] S. Sinha, S. Ebrahimi, and T. Darrell, "Variational adversarial active learning," in *Proceedings of the IEEE/CVF International Conference on Computer Vision*, 2019, pp. 5972–5981.
- [35] D. Yoo and I. S. Kweon, "Learning loss for active learning," in *Proceedings of the IEEE/CVF conference on computer vision and pattern recognition*, 2019, pp. 93–102.
- [36] O. Sener and S. Savarese, "Active learning for convolutional neural networks: A core-set approach," in *International Conference on Learning Representations*, 2018.
- [37] R. Mahmood, S. Fidler, and M. T. Law, "Low budget active learning via wasserstein distance: An integer programming approach," *arXiv preprint arXiv:2106.02968*, 2021.
- [38] S. Mittal, M. Tatarchenko, Ö. Çiçek, and T. Brox, "Parting with illusions about deep active learning," *arXiv preprint arXiv:1912.05361*, 2019.
- [39] M. Gao, Z. Zhang, G. Yu, S. Ö. Arık, L. S. Davis, and T. Pfister, "Consistency-based semi-supervised active learning: Towards minimizing labeling cost," in *European Conference on Computer Vision*. Springer, 2020, pp. 510–526.
- [40] J. Guo, H. Shi, Y. Kang, K. Kuang, S. Tang, Z. Jiang, C. Sun, F. Wu, and Y. Zhuang, "Semi-supervised active learning for semi-supervised models: exploit adversarial examples with graph-based virtual labels," in *Proceedings of the IEEE/CVF International Conference on Computer Vision*, 2021, pp. 2896–2905.
- [41] Y. Yang and M. Loog, "Single shot active learning using pseudo annotators," *Pattern Recognit.*, vol. 89, pp. 22–31, 2019.
- [42] X. Wang, L. Lian, and S. X. Yu, "Unsupervised data selection for data-centric semi-supervised learning," *arXiv preprint arXiv:2110.03006*, 2021.
- [43] O. Chapelle, B. Schölkopf, and A. Zien, "Semi-supervised learning, 2006," *Cambridge, Massachusetts: The MIT Press View Article*, vol. 2, 2006.
- [44] S. Basu, A. Banerjee, and R. Mooney, "Semi-supervised clustering by seeding," in *In Proceedings of 19th International Conference on Machine Learning (ICML-2002)*. Citeseer, 2002.
- [45] A. Krizhevsky, G. Hinton *et al.*, "Learning multiple layers of features from tiny images," 2009.
- [46] A. Coates, A. Ng, and H. Lee, "An analysis of single-layer networks in unsupervised feature learning," in *Proceedings of the fourteenth international conference on artificial intelligence and statistics. JMLR Workshop and Conference Proceedings*, 2011, pp. 215–223.
- [47] S. Zagoruyko and N. Komodakis, "Wide residual networks," in *British Machine Vision Conference 2016*. British Machine Vision Association, 2016.
- [48] X. Wang, Z. Wu, L. Lian, and S. X. Yu, "Debiased learning from naturally imbalanced pseudo-labels," in *Proceedings of the IEEE/CVF Conference on Computer Vision and Pattern Recognition*, 2022, pp. 14 647–14 657.
- [49] D. Zhou, O. Bousquet, T. Lal, J. Weston, and B. Schölkopf, "Learning with local and global consistency," *Advances in neural information processing systems*, vol. 16, 2003.
- [50] A. Iscen, G. Tolias, Y. Avrithis, and O. Chum, "Label propagation for deep semi-supervised learning," in *Proceedings of the IEEE/CVF Conference on Computer Vision and Pattern Recognition*, 2019, pp. 5070–5079.
- [51] M. P. Naeini, G. Cooper, and M. Hauskrecht, "Obtaining well calibrated probabilities using bayesian binning," in *Twenty-Ninth AAAI Conference on Artificial Intelligence*, 2015.



Ziting Wen received a BEng in Electronic Science and Technology in Southeast University in 2017 and a MSc in Information and Communication Engineering in Shanghai Jiao Tong University in 2020. He is currently pursuing the PhD in University of Sydney's Australian Centre for Field Robotics. His research interests include label-efficient learning and computer vision.



Oscar Pizarro (S'93-M'04) received a BSc in electronic engineering from the Universidad de Concepcion in 1997, a dual MSc in ocean engineering and electrical engineering and computer science and PhD in oceanographic engineering from the MIT-WHOI Joint Program in 2003 and 2004, respectively. He joined the University of Sydney's Australian Centre for Field Robotics in 2005, where he is Principle Research Fellow. His research interests include scalable approaches to seafloor imaging and habitat characterisation.



Stefan Williams (S'99–A'01–M'02) received a BSc in systems engineering design from the University of Waterloo in 1997 and a PhD in field robotics from the University of Sydney in 2002. He is Professor of Marine Robotics at the University of Sydney's Australian Centre for Field Robotics, and heads Australia's Integrated Marine Observing System AUV Facility. His research interests include simultaneous localization and mapping in underwater environments, autonomous navigation and data interpretation.