

Measuring the Mixing of Contextual Information in the Transformer

Javier Ferrando, Gerard I. Gállego and Marta R. Costa-jussà

TALP Research Center, Universitat Politècnica de Catalunya, Barcelona

{javier.ferrando.monsonis, gerard.ion.gallego, marta.ruiz}@upc.edu

Abstract

The Transformer architecture aggregates input information through the self-attention mechanism, but there is no clear understanding of how this information is mixed across the entire model. Additionally, recent works have demonstrated that attention weights alone are not enough to describe the flow of information. In this paper, we consider the whole attention block –multi-head attention, residual connection, and layer normalization– and define a metric to measure token-to-token interactions within each layer, considering the characteristics of the representation space. Then, we aggregate layer-wise interpretations to provide input attribution scores for model predictions. Experimentally, we show that our method, ALTI (Aggregation of Layer-wise Token-to-token Interactions), provides faithful explanations and outperforms similar aggregation methods.

1 Introduction

The Transformer (Vaswani et al., 2017) have become ubiquitous in different tasks across multiple domains, becoming the architecture of choice for many NLP (Devlin et al., 2019; Brown et al., 2020) and computer vision (Dosovitskiy et al., 2021) tasks. The self-attention mechanism inside the Transformer is in charge of combining contextual information in its intermediate token representations. Attention weights offer a straightforward layer-wise interpretation, as they provide a distribution over input units, which is often presented as giving the relative importance of each input.

A prominent line of research has investigated the faithfulness of attention weights (Jain and Wallace, 2019; Serrano and Smith, 2019; Pruthi et al., 2020; Wiegrefe and Pinter, 2019; Madsen et al., 2021) with contradictory conclusions. Some works have studied layer-wise attention patterns by analyzing standard attention (Kovaleva et al., 2019;

Grad _{l2}	a remarkable 179 - minute meditation on the nature of revolution .
Grad · input	a remarkable 179 - minute meditation on the nature of revolution .
Integrated Gradients	a remarkable 179 - minute meditation on the nature of revolution .
ALTI	a remarkable 179 - minute meditation on the nature of revolution .

Table 1: Saliency maps of BERT generated by three common gradient methods and by our proposed method, ALTI, for a positive sentiment sample of the SST2 dataset. Gradient-based methods are more prone to assign high scores to irrelevant words, such as "179", "-" or "on".

Clark et al., 2019; Vig and Belinkov, 2019) and effective attention (Sun and Marasović, 2021), but explaining the Transformer beyond attention weights needs further investigation (Lu et al., 2021).

Kobayashi et al. (2020) extended the explainability of the model by also considering the magnitude of the vectors involved in the attention mechanism, and Kobayashi et al. (2021) went as far as incorporating the layer normalization and the skip connection in their analysis. While these works have helped better understand the local behavior of the Transformer, there is a mismatch between layer-wise attention distributions and global input attributions (Pascual et al., 2021) since intermediate layers only attend to a mix of input tokens. Brunner et al. (2020) quantified the aggregation of contextual information throughout the model with a gradient attribution method. Although they find that the self-attention mechanism greatly mixes the information of the model input, they are able to recover the token identity from hidden layers with high accuracy with a learned linear mapping. This phenomenon is partially explained by Kobayashi et al. (2021) and Lu et al. (2021), who have shown the relatively small impact of the multi-head attention, which loses influence with respect to the resid-

ual connection, consequently revealing a reduced entanglement of contextual information in BERT. Finally, [Abnar and Zuidema \(2020\)](#) proposed the attention rollout method, which measures the mixing of information by combining linearly attention matrices. A drawback of this method is that it assumes an equal influence of the skip connection and the attention weights.

In this work, we propose ALTI, an interpretability method that provides input tokens relevancies¹ to the model predictions by measuring the aggregation of contextual information across layers. We use the attention block decomposition proposed by [Kobayashi et al. \(2021\)](#) and refine the measure of the contribution of each input token representation to the attention block output (layer-wise token-to-token interactions), based on the properties of the representation space. We then aggregate the layer-wise explanations and track the mixing of information in each token representation, yielding input attributions for the model predictions. Finally, in the Sentiment Classification and Masked Language Modeling tasks, we demonstrate the superiority of our approach compared to previous similar methods like attention rollout ([Abnar and Zuidema, 2020](#)). Finally, we show ALTI highly correlates with faithful gradient-based interpretability methods, while showing greater consistency. The code to reproduce the experiments is publicly available².

2 Background

2.1 Attention Block Decomposition

The attention block³ computations in each layer (highlighted parts in Figure 1) can be reformulated ([Kobayashi et al., 2021](#)) as a simple expression of the layer input representations. Given a sequence of token representations $\{\mathbf{x}_1, \dots, \mathbf{x}_J\}$, and a model with embedding dimension d , H heads and head dimension $d_h = d/H$, the attention block output of the i -th token \mathbf{y}_i is computed by applying the layer normalization (LN) over the sum of the residual vector⁴ \mathbf{x}_i , and the output of the multi-head attention module (MHA) $\hat{\mathbf{x}}_i$:

$$\mathbf{y}_i = \text{LN}(\hat{\mathbf{x}}_i + \mathbf{x}_i) \quad (1)$$

¹We use 'relevancies', 'attributions', and 'importances' interchangeably.

²<https://github.com/mt-upc/transformer-contributions>.

³We refer to 'attention block' as the multi-head attention, residual connection and layer normalization components.

⁴We consider \mathbf{x}_i as a column vector.

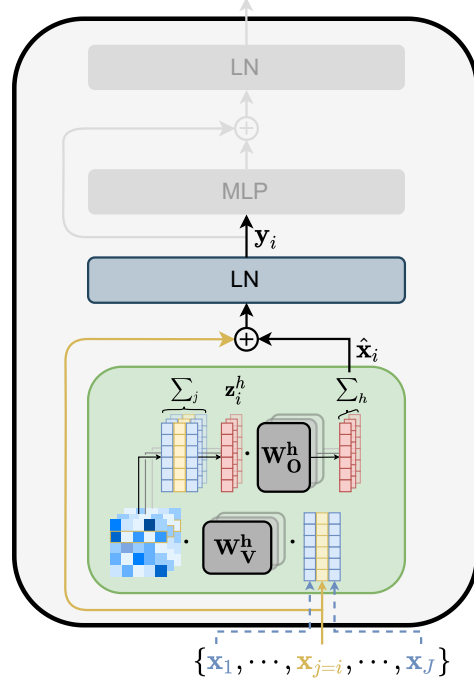


Figure 1: Transformer layer with the modules considered in the analysis. We compute layer-wise token-to-token interactions by measuring the contributions of each input token representation \mathbf{x}_j to the attention block output \mathbf{y}_i .

Each head inside MHA computes⁵ $\mathbf{z}_i^h \in \mathbb{R}^{d_h}$:

$$\mathbf{z}_i^h = \sum_j^J \mathbf{A}_{i,j}^h \mathbf{W}_V^h \mathbf{x}_j \quad (2)$$

with $\mathbf{A}_{i,j}^h$ referring to the attention weight where token i attends token j , and $\mathbf{W}_V^h \in \mathbb{R}^{d_h \times d}$ to a learned weight matrix. $\hat{\mathbf{x}}_i$ is calculated by concatenating each \mathbf{z}_i^h and projecting the joint vector through $\mathbf{W}_O \in \mathbb{R}^{d \times d}$:

$$\hat{\mathbf{x}}_i = \mathbf{W}_O \text{Concat}(\mathbf{z}_i^1, \dots, \mathbf{z}_i^H) \quad (3)$$

This is equivalent to a sum over heads where each \mathbf{z}_i^h is projected through the partitioned weight matrix $\mathbf{W}_O^h \in \mathbb{R}^{d \times d_h}$ and adding the bias $\mathbf{b}_O \in \mathbb{R}^d$:

$$\hat{\mathbf{x}}_i = \sum_h^H \mathbf{W}_O^h \mathbf{z}_i^h + \mathbf{b}_O \quad (4)$$

By swapping summations we can now rewrite Eq. 1 as:

$$\mathbf{y}_i = \text{LN} \left(\sum_j^J \sum_h^H \mathbf{W}_O^h \mathbf{A}_{i,j}^h \mathbf{W}_V^h \mathbf{x}_j + \mathbf{b}_O + \mathbf{x}_i \right) \quad (5)$$

⁵The bias vector associated with \mathbf{W}_V^h is omitted for the sake of simplicity.

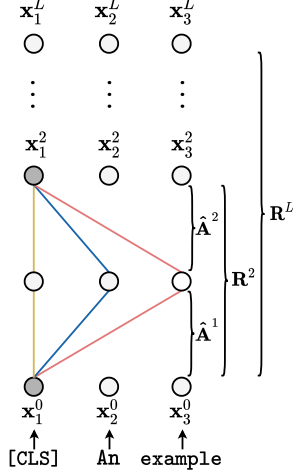


Figure 2: Example of attention graph. The relevance ($R_{[\text{CLS}]}$) of the input token $[\text{CLS}]$ token to its second layer representation x_1^2 is obtained by summing all possible paths (coloured).

Given a vector \mathbf{u} , $\text{LN}(\mathbf{u})$ can be reformulated as $\frac{1}{\sigma(\mathbf{u})}\mathbf{L}\mathbf{u} + \beta$ (see Appendix A), where \mathbf{L} is a linear transformation. Thanks to the linearity of \mathbf{L} , we can express \mathbf{y}_i as:

$$\mathbf{y}_i = \left(\sum_j T_i(\mathbf{x}_j) + \frac{1}{\sigma(\hat{\mathbf{x}}_i + \mathbf{x}_i)} \mathbf{L} \mathbf{b}_O \right) + \beta \quad (6)$$

where the transformed vectors $T_i(\mathbf{x}_j)$ are:

$$T_i(\mathbf{x}_j) = \begin{cases} \frac{1}{\sigma(\hat{\mathbf{x}}_i + \mathbf{x}_i)} \mathbf{L} \sum_h \mathbf{W}_O^h \mathbf{A}_{i,j}^h \mathbf{W}_V^h \mathbf{x}_j & \text{if } j \neq i \\ \frac{1}{\sigma(\hat{\mathbf{x}}_i + \mathbf{x}_i)} \mathbf{L} \left(\sum_h \mathbf{W}_O^h \mathbf{A}_{i,j}^h \mathbf{W}_V^h \mathbf{x}_j + \mathbf{x}_i \right) & \text{if } j = i \end{cases}$$

Kobayashi et al. (2021) stated that the contribution $c_{i,j}$ of each input vector \mathbf{x}_j to the layer output \mathbf{y}_i can be estimated by how much its transformed vector $T_i(\mathbf{x}_j)$ affects the result in Eq. 6. They propose using the Euclidean norm of the transformed vector as the metric of contribution:

$$c_{i,j} = \|T_i(\mathbf{x}_j)\|_2 \quad (7)$$

2.2 Attention Rollout

Abnar and Zuidema (2020) proposed to measure the mixing of contextual information across the model by relying on attention weights, creating an "attention graph" where nodes represent tokens and hidden representations, and edges attention weights. Two nodes in different layers are connected through multiple paths. To add the residual connection, the

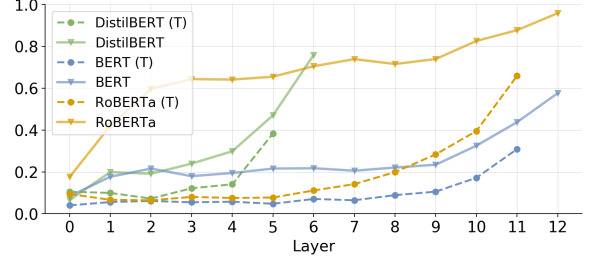


Figure 3: Average cosine similarity of attention block output representations (solid line) and transformed representations (dashed line) in 500 random samples of SST2 dataset.



Figure 4: Sum of vectors in a space showing high anisotropy (left), and low anisotropy (right).

attention weights matrix gets augmented with the identity matrix $\hat{\mathbf{A}}^l = 0.5\mathbf{A}^l + 0.5\mathbf{I}$.

We can compute the amount of information flowing from one node to another in different layers by multiplying the edges in each path, and summing over the different paths. In the example of Figure 2, the amount of input information of $[\text{CLS}]$ in its second layer representation x_1^2 can be obtained as $\hat{\mathbf{A}}_{1,1}^2 \cdot \hat{\mathbf{A}}_{1,1}^1 + \hat{\mathbf{A}}_{1,2}^2 \cdot \hat{\mathbf{A}}_{2,1}^1 + \hat{\mathbf{A}}_{1,3}^2 \cdot \hat{\mathbf{A}}_{3,1}^1$. This is equivalent to the dot product between $\hat{\mathbf{A}}_{1,:}^2$ and $\hat{\mathbf{A}}_{:,1}^1$, which generalizes to the matrix multiplication when considering all tokens, giving the input relevance matrix at layer l , $\mathbf{R}^l \in \mathbb{R}^{J \times J}$:

$$\mathbf{R}^l = \hat{\mathbf{A}}^l \cdot \hat{\mathbf{A}}^{l-1} \cdot \dots \cdot \hat{\mathbf{A}}^1 \quad (8)$$

3 Proposed Approach

The decomposition of the attention block, represented as a sum of vectors in Eq. 6, allows us to interpret token-to-token interactions within each layer. The goal is to understand the contribution of each transformed vector $T_i(\mathbf{x}_j)$ to the resultant \mathbf{y}_i . Kobayashi et al. (2021) propose to approximate the contribution as the ℓ_2 norm of the transformed vectors. Following previous work, a property of the contextual embeddings in transformer-based models is that they are highly anisotropic (Ethayarajh, 2019), i.e. the expected cosine similarity of randomly sampled token representations tend to be close to 1 (solid lines in Figure 3). In a highly anisotropic space, all vectors lie close to a 1-D line (Figure 4 left), making the contribution of each

vector to the resultant less dependent on their orientation and more on their magnitude. In such a case, the ℓ_2 norm might be an accurate approximation of the impact of each transformed vector in Eq. 6. Nevertheless, transformed representations exhibit low anisotropy, especially for the first layers, where there is almost isotropy (dashed lines in Figure 3), creating the need for a different metric.

We propose measuring layer-wise token contributions $c_{i,j}$ by means of the distance between each transformed representation $T_i(\mathbf{x}_j)$ and the output vector \mathbf{y}_i . Recent studies (Kovaleva et al., 2021; Cai et al., 2021; Luo et al., 2021) have found that some embedding dimensions acquire disproportionately large values⁶, dominating the similarity measures (Timkey and van Schijndel, 2021), which makes the ℓ_2 normalized metrics unavoidably weigh heavily the outlier dimensions. Therefore, we propose using the ℓ_1 norm due to its robustness to these idiosyncratic dimensions. First, we compute the Manhattan distance between the attention block output and the transformed vector:

$$d_{i,j} = \|\mathbf{y}_i - T_i(\mathbf{x}_j)\|_1 \quad (9)$$

The level of contribution of \mathbf{x}_j to \mathbf{y}_i , $c_{i,j}$, is proportional to the proximity of $T_i(\mathbf{x}_j)$ to \mathbf{y}_i . The closer the transformed vector is to \mathbf{y}_i , the larger its contribution. We measure proximity as the negative Manhattan distance. Finally, we neglect the contributions of those vectors lying beyond the ℓ_1 length of \mathbf{y}_i :

$$\mathbf{C}_i = \frac{\max(0, -\mathbf{d}_i + \|\mathbf{y}_i\|_1)}{\sum_k \max(0, -\mathbf{d}_{i,k} + \|\mathbf{y}_i\|_1)} \quad (10)$$

Computing Eq. 9 and 10 for all \mathbf{y}_i gives us the contributions matrix $\mathbf{C} \in \mathbb{R}^{J \times J}$ containing every token-to-token interaction within the layer.

We also propose to consider contributions across the model as a "contribution graph", similar to the attention graph in Section 2.2 but using the obtained contributions instead of attention weights. We can then track the amount of contextual information from the input tokens in intermediate token representations, which we use as input attribution scores. By combining linearly the contribution matrices up to layer l (Figure 5 bottom) we get:

$$\mathbf{R}^l = \mathbf{C}^l \cdot \mathbf{C}^{l-1} \cdot \dots \cdot \mathbf{C}^1 \quad (11)$$

⁶Outlier dimensions can be attributed to the scaling factors and biases in the layer normalization (Kovaleva et al., 2021). The fact that transformed vectors don't depend on the layer normalization biases may help explain their reduced anisotropy.

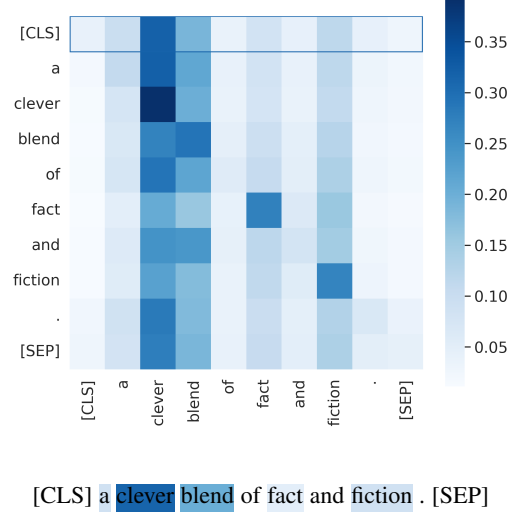


Figure 5: Top: input (columns) attribution scores \mathbf{R}^L provided by ALTI in BERT's last layer token representations (rows). Bottom: attribution scores corresponding to [CLS] token ($\mathbf{R}_{[CLS]}^L$).

4 Experimental Setup

We perform our experiments in the Sentiment Classification (SC) and in the Masked Language Modeling (MLM) tasks. We use the Stanford Sentiment Treebank v2 (SST2) (Socher et al., 2013) test set, which has positive and negative sentiment sentences. For the MLM task we use the subject-verb agreement dataset (SVA) (Linzen et al., 2016; Goldberg, 2019). This dataset includes sentences with a main subject that agrees in grammatical number with its associated verb. Additionally, *agreement attractors*, nouns with an opposite number to that of the main subject, also appear in the sentence, which makes this dataset well suited for evaluating saliency maps.

We compare our approach (ALTI) with two similar methods: plain attention rollout (Attn Rollout), and attention rollout but using the contributions (Eq. 7) from Kobayashi et al. (2021) instead of raw attention weights (Norm Rollout).

In the SC task, we use a fine-tuned model in SST2. We compute attribution scores by the aforementioned methods from the row $\mathbf{R}_{[CLS]}^L \in \mathbb{R}^J$ (Figure 5 bottom) that corresponds to the final layer [CLS] embedding, considered a sentence representation for classification tasks.

The gradient with respect to the input $\nabla_{\mathbf{x}_j^0} f(\mathbf{x}_j^0)$ is often used as a baseline of faithfulness interpretation (Jain and Wallace, 2019), and recently

	SST2			SVA		
	DistilBERT	BERT	RoBERTa	DistilBERT	BERT	RoBERTa
Attn Rollout	0.23 \pm 0.24	-0.03 \pm 0.29	0.01 \pm 0.24	0.23 \pm 0.22	-0.02 \pm 0.20	-0.09 \pm 0.22
Norm Rollout	0.29 \pm 0.26	0.41 \pm 0.26	0.37 \pm 0.21	0.31 \pm 0.20	0.19 \pm 0.19	0.08 \pm 0.22
ALTI	0.54 \pm 0.17	0.55 \pm 0.19	0.68 \pm 0.17	0.41 \pm 0.17	0.40 \pm 0.16	0.43 \pm 0.18

Table 2: Spearman’s rank correlation (mean \pm std) in SST2 vs. grad_{ℓ_2} , and on SVA vs. blank-out.

Bastings et al. (2021) showcased (using BERT and SST2) the high degree of faithfulness of grad_{ℓ_2} method, which provides attributions using the ℓ_2 norm of the gradients as follows:

$$a_j = \frac{\left\| \nabla_{\mathbf{x}_j^0} f(\mathbf{x}_j^0) \right\|_2}{\sum_k \left\| \nabla_{\mathbf{x}_k^0} f(\mathbf{x}_k^0) \right\|_2}$$

giving a vector of input attributions $\mathbf{a} \in \mathbb{R}^J$. We use grad_{ℓ_2} as the baseline for SC task. Then, we compute the Spearman’s rank correlation coefficient between the attributions $\mathbf{R}_{[\text{CLS}]}^L$ and \mathbf{a} . Note that Spearman’s rank correlation converts $\mathbf{R}_{[\text{CLS}]}^L$ and \mathbf{a} to ranks, where the higher the attribution score, the higher the rank assigned.

Regarding MLM task, we use pre-trained models, without fine-tuning. We feed the model the sentence with the verb masked, and we use the input relevancies of $\mathbf{R}_{[\text{MASK}]}^L$ to compute the correlation coefficients. In this case, following Abnar and Zuidema (2020), we use the blank-out method as the baseline, a ‘feature erasure’ method that iteratively masks every input token and computes the change in probability for the correct verb. Note that we differ from Abnar and Zuidema (2020) in that they train a Transformer model on the singular/plural classification task for the masked verb using [CLS]. For the quantitative results in both datasets, we provide results on 500 random samples.

For our experiments we consider three common Transformer language models⁷ with different sizes and pre-training procedures: BERT (Devlin et al., 2019), DistilBERT (Sanh et al., 2019) and RoBERTa (Liu et al., 2019).

5 Results

In the results on SST2 in Table 2 we can observe that our proposed ALTI method outperforms similar previous approaches by a large margin. The

standard deviation scores also suggest that our method is highly consistent in terms of differences with respect to the baselines. In both datasets, the Attn Rollout method performs reasonably well only on DistilBERT, which has fewer layers, but the relevance matrix converges on bigger models giving homogeneous relevance matrices (Figure 8 in Appendix C), assigning extremely high scores to [CLS] and [SEP] tokens. We also measure the normalized relevance ranks⁸ assigned to [CLS], [SEP], “,” and “.” tokens⁹ by four different methods. We expect low scores, since they don’t contain semantic information. However, we observe in Figure 6 that rollout-based methods and grad_{ℓ_2} assign large attribution scores to these special tokens compared to ALTI.

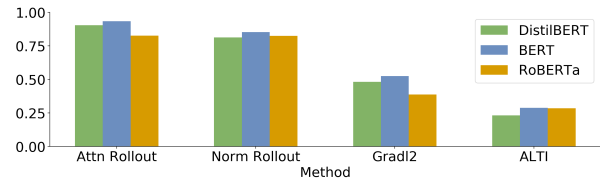


Figure 6: Average relevance rank assigned to [CLS]/[SEP]/"/>, " and "." in SST2. Rank 1 means the token contributed the most, rank 0 reflects the token contributed the least.

Regarding SVA results in Table 2, we find similar outcomes to those in SST2, with lower overall correlation values. This can be due to longer sequences in the dataset, but also because of a weaker baseline. As shown in Table 3, blank-out method provides highly salient attributions, ignoring most of the words in the sentence, and assigns large values to [SEP], which can negatively affect the correlation. In our qualitative analysis we also consider the gradient \cdot input method (Denil et al., 2014), and Integrated Gradients (IG) (Sundararajan et al., 2017) (see Appendix B for implementation details). From the qualitative examples (Appendix C) we observe that in both tasks, between mod-

⁷We use the models available at <https://github.com/huggingface/transformers>.

⁸Ranks are normalized to the range [0, 1].

⁹For RoBERTa <s>, </s>, "Ġ", " and "Ġ."

Blank-out	[CLS] a 1770 ##s map of philadelphia ' s naval defenses [MASK] a fort on the island , but it is unidentified . [SEP]
Grad _{l2}	[CLS] a 1770 ##s map of philadelphia ' s naval defenses [MASK] a fort on the island , but it is unidentified . [SEP]
ALTI	[CLS] a 1770 ##s map of philadelphia ' s naval defenses [MASK] a fort on the island , but it is unidentified . [SEP]

Table 3: Saliency maps of BERT in a SVA dataset sample. The predicted [MASK] word is *shows*.

els with the same prediction, our method provides more consistent explanations. To confirm our hypothesis, we test how similar the attributions generated by ALTI are in different models. For samples where BERT and DistilBERT¹⁰ predict the same class, we compute the average rank correlation between relevancies in both models, and repeat the procedure with grad_{l2}, gradient · input and IG. Figure 7 shows that our method is the most consistent, giving similar explanations in BERT and DistilBERT for the same sample and prediction, with grad_{l2} following behind.

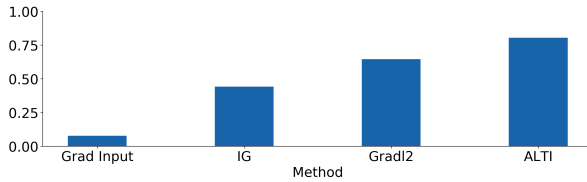


Figure 7: Average Spearman's rank correlation between BERT and DistilBERT attribution scores by different interpretability methods in SST2.

6 Conclusions

In this paper, we have presented ALTI, an input attribution method that quantifies the mixing of information in the Transformer. We have demonstrated that with accurate layer-wise token-to-token contribution measurements relying on ℓ_1 -based metrics, the attention decomposition of the attention block is an incredibly powerful tool when combined with the rollout method. Experimentally, we show that ALTI outperforms similar aggregation methods, and provides high correlation with faithful gradient-based interpretability methods, while showing greater consistency. Overall, we believe this opens new possibilities for studying contextual information aggregation across the Transformer.

¹⁰Both use the same tokenizer.

References

- Samira Abnar and Willem Zuidema. 2020. [Quantifying attention flow in transformers](#). In *Proceedings of the 58th Annual Meeting of the Association for Computational Linguistics*, pages 4190–4197, Online. Association for Computational Linguistics.
- Jasmijn Bastings, Sebastian Ebert, Polina Zablotskaia, Anders Sandholm, and Katja Filippova. 2021. ["will you find these shortcuts?" a protocol for evaluating the faithfulness of input salience methods for text classification](#).
- Tom Brown, Benjamin Mann, Nick Ryder, Melanie Subbiah, Jared D Kaplan, Prafulla Dhariwal, Arvind Neelakantan, Pranav Shyam, Girish Sastry, Amanda Askell, Sandhini Agarwal, Ariel Herbert-Voss, Gretchen Krueger, Tom Henighan, Rewon Child, Aditya Ramesh, Daniel Ziegler, Jeffrey Wu, Clemens Winter, Chris Hesse, Mark Chen, Eric Sigler, Mateusz Litwin, Scott Gray, Benjamin Chess, Jack Clark, Christopher Berner, Sam McCandlish, Alec Radford, Ilya Sutskever, and Dario Amodei. 2020. [Language models are few-shot learners](#). In *Advances in Neural Information Processing Systems*, volume 33, pages 1877–1901. Curran Associates, Inc.
- Gino Brunner, Yang Liu, Damian Pascual, Oliver Richter, Massimiliano Ciaramita, and Roger Wattenhofer. 2020. [On identifiability in transformers](#). In *International Conference on Learning Representations*.
- Xingyu Cai, Jiaji Huang, Yuchen Bian, and Kenneth Church. 2021. [Isotropy in the contextual embedding space: Clusters and manifolds](#). In *9th International Conference on Learning Representations, ICLR 2021, Virtual Event, Austria, May 3-7, 2021*. OpenReview.net.
- Kevin Clark, Urvashi Khandelwal, Omer Levy, and Christopher D. Manning. 2019. [What does BERT look at? an analysis of BERT's attention](#). In *Proceedings of the 2019 ACL Workshop BlackboxNLP: Analyzing and Interpreting Neural Networks for NLP*, pages 276–286, Florence, Italy. Association for Computational Linguistics.
- Misha Denil, Alban Demiraj, and Nando de Freitas. 2014. [Extraction of salient sentences from labelled documents](#). *CoRR*, abs/1412.6815.

- Jacob Devlin, Ming-Wei Chang, Kenton Lee, and Kristina Toutanova. 2019. [BERT: Pre-training of deep bidirectional transformers for language understanding](#). In *Proceedings of the 2019 Conference of the North American Chapter of the Association for Computational Linguistics: Human Language Technologies, Volume 1 (Long and Short Papers)*, pages 4171–4186, Minneapolis, Minnesota. Association for Computational Linguistics.
- Alexey Dosovitskiy, Lucas Beyer, Alexander Kolesnikov, Dirk Weissenborn, Xiaohua Zhai, Thomas Unterthiner, Mostafa Dehghani, Matthias Minderer, Georg Heigold, Sylvain Gelly, Jakob Uszkoreit, and Neil Houlsby. 2021. [An image is worth 16x16 words: Transformers for image recognition at scale](#). In *International Conference on Learning Representations*.
- Kawin Ethayarajh. 2019. [How contextual are contextualized word representations? Comparing the geometry of BERT, ELMo, and GPT-2 embeddings](#). In *Proceedings of the 2019 Conference on Empirical Methods in Natural Language Processing and the 9th International Joint Conference on Natural Language Processing (EMNLP-IJCNLP)*, pages 55–65, Hong Kong, China. Association for Computational Linguistics.
- Yoav Goldberg. 2019. [Assessing bert’s syntactic abilities](#). *CoRR*, abs/1901.05287.
- Sarthak Jain and Byron C. Wallace. 2019. [Attention is not Explanation](#). In *Proceedings of the 2019 Conference of the North American Chapter of the Association for Computational Linguistics: Human Language Technologies, Volume 1 (Long and Short Papers)*, pages 3543–3556, Minneapolis, Minnesota. Association for Computational Linguistics.
- Goro Kobayashi, Tatsuki Kuribayashi, Sho Yokoi, and Kentaro Inui. 2020. [Attention is not only a weight: Analyzing transformers with vector norms](#). In *Proceedings of the 2020 Conference on Empirical Methods in Natural Language Processing (EMNLP)*, pages 7057–7075, Online. Association for Computational Linguistics.
- Goro Kobayashi, Tatsuki Kuribayashi, Sho Yokoi, and Kentaro Inui. 2021. [Incorporating Residual and Normalization Layers into Analysis of Masked Language Models](#). In *Proceedings of the 2021 Conference on Empirical Methods in Natural Language Processing*, pages 4547–4568, Online and Punta Cana, Dominican Republic. Association for Computational Linguistics.
- Narine Kokhlikyan, Vivek Miglani, Miguel Martin, Edward Wang, Bilal Alsallakh, Jonathan Reynolds, Alexander Melnikov, Natalia Kliushkina, Carlos Araya, Siqi Yan, and Orion Reblitz-Richardson. 2020. [Captum: A unified and generic model interpretability library for pytorch](#).
- Olga Kovaleva, Saurabh Kulshreshtha, Anna Rogers, and Anna Rumshisky. 2021. [BERT busters: Outlier dimensions that disrupt transformers](#). In *Findings of the Association for Computational Linguistics: ACL-IJCNLP 2021*, pages 3392–3405, Online. Association for Computational Linguistics.
- Olga Kovaleva, Alexey Romanov, Anna Rogers, and Anna Rumshisky. 2019. [Revealing the dark secrets of BERT](#). In *Proceedings of the 2019 Conference on Empirical Methods in Natural Language Processing and the 9th International Joint Conference on Natural Language Processing (EMNLP-IJCNLP)*, pages 4365–4374, Hong Kong, China. Association for Computational Linguistics.
- Tal Linzen, Emmanuel Dupoux, and Yoav Goldberg. 2016. [Assessing the ability of lstms to learn syntax-sensitive dependencies](#). *Trans. Assoc. Comput. Linguistics*, 4:521–535.
- Yinhan Liu, Myle Ott, Naman Goyal, Jingfei Du, Mandar Joshi, Danqi Chen, Omer Levy, Mike Lewis, Luke Zettlemoyer, and Veselin Stoyanov. 2019. [Roberta: A robustly optimized BERT pretraining approach](#). *CoRR*, abs/1907.11692.
- Kaiji Lu, Zifan Wang, Piotr Mardziel, and Anupam Datta. 2021. [Influence patterns for explaining information flow in BERT](#). In *Advances in Neural Information Processing Systems*.
- Ziyang Luo, Artur Kulmizev, and Xiaoxi Mao. 2021. [Positional artefacts propagate through masked language model embeddings](#). In *Proceedings of the 59th Annual Meeting of the Association for Computational Linguistics and the 11th International Joint Conference on Natural Language Processing (Volume 1: Long Papers)*, pages 5312–5327, Online. Association for Computational Linguistics.
- Andreas Madsen, Siva Reddy, and Sarath Chandar. 2021. [Post-hoc interpretability for neural nlp: A survey](#).
- Damian Pascual, Gino Brunner, and Roger Wattenhofer. 2021. [Telling BERT’s full story: from local attention to global aggregation](#). In *Proceedings of the 16th Conference of the European Chapter of the Association for Computational Linguistics: Main Volume*, pages 105–124, Online. Association for Computational Linguistics.
- Danish Pruthi, Mansi Gupta, Bhuwan Dhingra, Graham Neubig, and Zachary C. Lipton. 2020. [Learning to deceive with attention-based explanations](#). In *Proceedings of the 58th Annual Meeting of the Association for Computational Linguistics*, pages 4782–4793, Online. Association for Computational Linguistics.
- Victor Sanh, Lysandre Debut, Julien Chaumond, and Thomas Wolf. 2019. [Distilbert, a distilled version of bert: smaller, faster, cheaper and lighter](#). *ArXiv*, abs/1910.01108.

- Sofia Serrano and Noah A. Smith. 2019. [Is attention interpretable?](#) In *Proceedings of the 57th Annual Meeting of the Association for Computational Linguistics*, pages 2931–2951, Florence, Italy. Association for Computational Linguistics.
- Richard Socher, Alex Perelygin, Jean Wu, Jason Chuang, Christopher D. Manning, Andrew Ng, and Christopher Potts. 2013. [Recursive deep models for semantic compositionality over a sentiment tree-bank](#). In *Proceedings of the 2013 Conference on Empirical Methods in Natural Language Processing*, pages 1631–1642, Seattle, Washington, USA. Association for Computational Linguistics.
- Kaiser Sun and Ana Marasović. 2021. [Effective attention sheds light on interpretability](#). In *Findings of the Association for Computational Linguistics: ACL-IJCNLP 2021*, pages 4126–4135, Online. Association for Computational Linguistics.
- Mukund Sundararajan, Ankur Taly, and Qiqi Yan. 2017. [Axiomatic attribution for deep networks](#). In *Proceedings of the 34th International Conference on Machine Learning*, volume 70 of *Proceedings of Machine Learning Research*, pages 3319–3328, International Convention Centre, Sydney, Australia. PMLR.
- William Timkey and Marten van Schijndel. 2021. [All bark and no bite: Rogue dimensions in transformer language models obscure representational quality](#). In *Proceedings of the 2021 Conference on Empirical Methods in Natural Language Processing*, pages 4527–4546, Online and Punta Cana, Dominican Republic. Association for Computational Linguistics.
- Ashish Vaswani, Noam Shazeer, Niki Parmar, Jakob Uszkoreit, Llion Jones, Aidan N Gomez, Łukasz Kaiser, and Illia Polosukhin. 2017. [Attention is all you need](#). In *Advances in Neural Information Processing Systems*, volume 30. Curran Associates, Inc.
- Jesse Vig and Yonatan Belinkov. 2019. [Analyzing the structure of attention in a transformer language model](#). In *Proceedings of the 2019 ACL Workshop BlackboxNLP: Analyzing and Interpreting Neural Networks for NLP*, pages 63–76, Florence, Italy. Association for Computational Linguistics.
- Sarah Wiegrefe and Yuval Pinter. 2019. [Attention is not not explanation](#). In *Proceedings of the 2019 Conference on Empirical Methods in Natural Language Processing and the 9th International Joint Conference on Natural Language Processing (EMNLP-IJCNLP)*, pages 11–20, Hong Kong, China. Association for Computational Linguistics.

A Layer Normalization decomposition

Layer normalization acting over an input \mathbf{u} can be defined as: $\text{LN}(\mathbf{u}) = \frac{\mathbf{u} - \mu(\mathbf{u})}{\sigma(\mathbf{u})} \odot \gamma + \beta$, where μ and σ compute the mean and standard deviation of \mathbf{u} , and γ and β refer to the element-wise transformation and bias respectively. $\text{LN}(\mathbf{u})$ can be decomposed into $\frac{1}{\sigma(\mathbf{u})} \mathbf{L}\mathbf{u} + \beta$, where \mathbf{L} is a linear transformation:

$$\mathbf{L} := \begin{bmatrix} \gamma_1 & 0 & \cdots & 0 \\ 0 & \gamma_2 & \cdots & 0 \\ \cdots & \cdots & \cdots & \cdots \\ 0 & 0 & \cdots & \gamma_n \end{bmatrix} \begin{bmatrix} \frac{n-1}{n} & -\frac{1}{n} & \cdots & -\frac{1}{n} \\ -\frac{1}{n} & \frac{n-1}{n} & \cdots & -\frac{1}{n} \\ \cdots & \cdots & \cdots & \cdots \\ -\frac{1}{n} & -\frac{1}{n} & \cdots & \frac{n-1}{n} \end{bmatrix}$$

The linear map on the right subtracts the mean to the input vector, $\mathbf{u}' = \mathbf{u} - \mu(\mathbf{u})$. The left matrix performs the hadamard product with the layer normalization weights ($\mathbf{u}' \odot \gamma$).

B Gradient-based methods implementation details

Consider the model f taking as input a sequence of embeddings. f can be approximated by the linear part of the Taylor-expansion at a baseline point, $f(\mathbf{x}_j^0) \approx \nabla_{\mathbf{x}_j^0} f(\mathbf{x}_j^0) \cdot \mathbf{x}_j^0$. Then, $\nabla_{\mathbf{x}_j^0} f(\mathbf{x}_j^0)$ gives a score per embedding dimension, which is often considered as how sensitive the model is to each input dimension when predicting a certain class. To get per token saliency scores we can aggregate the gradient vector into a scalar by taking the mean, absolute value, etc. In this paper we use the ℓ_2 norm (Grad_{l_2}) approach:

$$a_j = \frac{\left\| \nabla_{\mathbf{x}_j^0} f(\mathbf{x}_j^0) \right\|_2}{\sum_k \left\| \nabla_{\mathbf{x}_k^0} f(\mathbf{x}_k^0) \right\|_2}$$

Gradient · input. This method performs the dot product between the gradient and the corresponding input embedding. In our analysis we take the absolute value of the previous operation:

$$a_j = \frac{|\nabla_{\mathbf{x}_j^0} f(\mathbf{x}_j^0) \cdot \mathbf{x}_j^0|}{\sum_k |\nabla_{\mathbf{x}_k^0} f(\mathbf{x}_k^0) \cdot \mathbf{x}_k^0|}$$

Integrated Gradients. Integrated gradients (Sundararajan et al., 2017) approximates the integral of gradients of the model’s output with respect to the inputs along the straight line path from a baseline input \mathbf{b} , to the actual input.

$$a'_j = (\mathbf{x}_j^0 - \mathbf{b}) \cdot \frac{1}{m} \sum_{k=1}^m \nabla_{\hat{\mathbf{x}}_k^0} f(\hat{\mathbf{x}}_k^0)$$

where $\hat{\mathbf{x}}_k^0 = \mathbf{b} + \frac{k}{m}(\mathbf{x}_j^0 - \mathbf{b})$, and m number of steps. We use [MASK] as the baseline, and 100 steps. Finally, we get the absolute value of the obtained scores: $a_j = \frac{|a'_j|}{\sum_k |a'_k|}$.

For all methods, we use the captum library implementation (Kokhlikyan et al., 2020).

C Qualitative Examples

Grad _{l2}	<s> an engaging overview of john son ' s eccentric career . </s>
Grad · input	<s> an engaging overview of john son ' s eccentric career . </s>
Integrated Gradients	<s> an engaging overview of john son ' s eccentric career . </s>
Attn Rollout	<s> an engaging overview of john son ' s eccentric career . </s>
Norm Rollout	<s> an engaging overview of john son ' s eccentric career . </s>
ALTI	<s> an engaging overview of john son ' s eccentric career . </s>
Grad _{l2}	[CLS] an engaging overview of johnson ' s eccentric career . [SEP]
Grad · input	[CLS] an engaging overview of johnson ' s eccentric career . [SEP]
Integrated Gradients	[CLS] an engaging overview of johnson ' s eccentric career . [SEP]
Attn Rollout	[CLS] an engaging overview of johnson ' s eccentric career . [SEP]
Norm Rollout	[CLS] an engaging overview of johnson ' s eccentric career . [SEP]
ALTI	[CLS] an engaging overview of johnson ' s eccentric career . [SEP]
Grad _{l2}	[CLS] an engaging overview of johnson ' s eccentric career . [SEP]
Grad · input	[CLS] an engaging overview of johnson ' s eccentric career . [SEP]
Integrated Gradients	[CLS] an engaging overview of johnson ' s eccentric career . [SEP]
Attn Rollout	[CLS] an engaging overview of johnson ' s eccentric career . [SEP]
Norm Rollout	[CLS] an engaging overview of johnson ' s eccentric career . [SEP]
ALTI	[CLS] an engaging overview of johnson ' s eccentric career . [SEP]

Table 4: Results on RoBERTa (top), BERT (middle) and DistilBERT (bottom) of different interpretability methods for a positive prediction in SST2.

Grad _{l2}	<s> a remarkable 179 - minute meditation on the nature of revolution . </s>
Grad · input	<s> a remarkable 179 - minute meditation on the nature of revolution . </s>
Integrated Gradients	<s> a remarkable 179 - minute meditation on the nature of revolution . </s>
Attn Rollout	<s> a remarkable 179 - minute meditation on the nature of revolution . </s>
Norm Rollout	<s> a remarkable 179 - minute meditation on the nature of revolution . </s>
ALTI	<s> a remarkable 179 - minute meditation on the nature of revolution . </s>
Grad _{l2}	[CLS] a remarkable 179 - minute meditation on the nature of revolution . [SEP]
Grad · input	[CLS] a remarkable 179 - minute meditation on the nature of revolution . [SEP]
Integrated Gradients	[CLS] a remarkable 179 - minute meditation on the nature of revolution . [SEP]
Attn Rollout	[CLS] a remarkable 179 - minute meditation on the nature of revolution . [SEP]
Norm Rollout	[CLS] a remarkable 179 - minute meditation on the nature of revolution . [SEP]
ALTI	[CLS] a remarkable 179 - minute meditation on the nature of revolution . [SEP]
Grad _{l2}	[CLS] a remarkable 179 - minute meditation on the nature of revolution . [SEP]
Grad · input	[CLS] a remarkable 179 - minute meditation on the nature of revolution . [SEP]
Integrated Gradients	[CLS] a remarkable 179 - minute meditation on the nature of revolution . [SEP]
Attn Rollout	[CLS] a remarkable 179 - minute meditation on the nature of revolution . [SEP]
Norm Rollout	[CLS] a remarkable 179 - minute meditation on the nature of revolution . [SEP]
ALTI	[CLS] a remarkable 179 - minute meditation on the nature of revolution . [SEP]

Table 5: Results on RoBERTa (top), BERT (middle) and DistilBERT (bottom) of different interpretability methods for the positive prediction in Table 1.

Grad _{l2}	<s> it turns out to be a cut above the norm , thanks to some clever writing and sp right ly acting . </s>
Grad · input	<s> it turns out to be a cut above the norm , thanks to some clever writing and sp right ly acting . </s>
Integrated Gradients	<s> it turns out to be a cut above the norm , thanks to some clever writing and sp right ly acting . </s>
ALTI	<s> it turns out to be a cut above the norm , thanks to some clever writing and sp right ly acting . </s>
Grad _{l2}	[CLS] it turns out to be a cut above the norm , thanks to some clever writing and sp ##right ##ly acting . [SEP]
Grad · input	[CLS] it turns out to be a cut above the norm , thanks to some clever writing and sp ##right ##ly acting . [SEP]
Integrated Gradients	[CLS] it turns out to be a cut above the norm , thanks to some clever writing and sp ##right ##ly acting . [SEP]
ALTI	[CLS] it turns out to be a cut above the norm , thanks to some clever writing and sp ##right ##ly acting . [SEP]
Grad _{l2}	[CLS] it turns out to be a cut above the norm , thanks to some clever writing and sp ##right ##ly acting . [SEP]
Grad · input	[CLS] it turns out to be a cut above the norm , thanks to some clever writing and sp ##right ##ly acting . [SEP]
Integrated Gradients	[CLS] it turns out to be a cut above the norm , thanks to some clever writing and sp ##right ##ly acting . [SEP]
ALTI	[CLS] it turns out to be a cut above the norm , thanks to some clever writing and sp ##right ##ly acting . [SEP]

Table 6: Gradient-based methods vs. ALTI on RoBERTa (top), BERT (middle) and DistilBERT (bottom) for a positive SST2 prediction.

Grad _{l2}	<s> this may be the dumb est , sketch iest movie on record about an aspiring writer ' s coming - of - age . </s>
Grad · input	<s> this may be the dumb est , sketch iest movie on record about an aspiring writer ' s coming - of - age . </s>
Integrated Gradients	<s> this may be the dumb est , sketch iest movie on record about an aspiring writer ' s coming - of - age . </s>
ALTI	<s> this may be the dumb est , sketch iest movie on record about an aspiring writer ' s coming - of - age . </s>
Grad _{l2}	[CLS] this may be the dumb ##est , sketch ##iest movie on record about an aspiring writer ' s coming - of - age . [SEP]
Grad · input	[CLS] this may be the dumb ##est , sketch ##iest movie on record about an aspiring writer ' s coming - of - age . [SEP]
Integrated Gradients	[CLS] this may be the dumb ##est , sketch ##iest movie on record about an aspiring writer ' s coming - of - age . [SEP]
ALTI	[CLS] this may be the dumb ##est , sketch ##iest movie on record about an aspiring writer ' s coming - of - age . [SEP]
Grad _{l2}	[CLS] this may be the dumb ##est , sketch ##iest movie on record about an aspiring writer ' s coming - of - age . [SEP]
Grad · input	[CLS] this may be the dumb ##est , sketch ##iest movie on record about an aspiring writer ' s coming - of - age . [SEP]
Integrated Gradients	[CLS] this may be the dumb ##est , sketch ##iest movie on record about an aspiring writer ' s coming - of - age . [SEP]
ALTI	[CLS] this may be the dumb ##est , sketch ##iest movie on record about an aspiring writer ' s coming - of - age . [SEP]

Table 7: Gradient-based methods vs. ALTI on RoBERTa (top), BERT (middle) and DistilBERT (bottom) for a negative SST2 prediction.

Grad _{l2}	<s> certain ly the tracks listed on the chart all <mask> to be very obscure . </s>
Grad · input	<s> certain ly the tracks listed on the chart all <mask> to be very obscure . </s>
Integrated Gradients	<s> certain ly the tracks listed on the chart all <mask> to be very obscure . </s>
Blank-out	<s> certain ly the tracks listed on the chart all <mask> to be very obscure . </s>
ALTI	<s> certain ly the tracks listed on the chart all <mask> to be very obscure . </s>
Grad _{l2}	[CLS] certainly the tracks listed on the chart all [MASK] to be very obscure . [SEP]
Grad · input	[CLS] certainly the tracks listed on the chart all [MASK] to be very obscure . [SEP]
Integrated Gradients	[CLS] certainly the tracks listed on the chart all [MASK] to be very obscure . [SEP]
Blank-out	[CLS] certainly the tracks listed on the chart all [MASK] to be very obscure . [SEP]
ALTI	[CLS] certainly the tracks listed on the chart all [MASK] to be very obscure . [SEP]
Grad _{l2}	[CLS] certainly the tracks listed on the chart all [MASK] to be very obscure . [SEP]
Grad · input	[CLS] certainly the tracks listed on the chart all [MASK] to be very obscure . [SEP]
Integrated Gradients	[CLS] certainly the tracks listed on the chart all [MASK] to be very obscure . [SEP]
Blank-out	[CLS] certainly the tracks listed on the chart all [MASK] to be very obscure . [SEP]
ALTI	[CLS] certainly the tracks listed on the chart all [MASK] to be very obscure . [SEP]

Table 8: Gradient-based/blank-out methods vs. ALTI on RoBERTa (top), BERT (middle) and DistilBERT (bottom) in SVA dataset sample, the predicted word is *seem* for RoBERTa and *appear* for BERT and DistilBERT.

Grad _{l2}	<s> a 17 70 s map of phil adelphia ' s naval defenses <mask> a fort on the island , but it is unidentified . </s>
Grad · input	<s> a 17 70 s map of phil adelphia ' s naval defenses <mask> a fort on the island , but it is unidentified . </s>
Integrated Gradients	<s> a 17 70 s map of phil adelphia ' s naval defenses <mask> a fort on the island , but it is unidentified . </s>
Blank-out	<s> a 17 70 s map of phil adelphia ' s naval defenses <mask> a fort on the island , but it is unidentified . </s>
ALTI	<s> a 17 70 s map of phil adelphia ' s naval defenses <mask> a fort on the island , but it is unidentified . </s>
<hr/>	
Grad _{l2}	[CLS] a 1770 ##s map of philadelphia ' s naval defenses [MASK] a fort on the island , but it is unidentified . [SEP]
Grad · input	[CLS] a 1770 ##s map of philadelphia ' s naval defenses [MASK] a fort on the island , but it is unidentified . [SEP]
Integrated Gradients	[CLS] a 1770 ##s map of philadelphia ' s naval defenses [MASK] a fort on the island , but it is unidentified . [SEP]
Blank-out	[CLS] a 1770 ##s map of philadelphia ' s naval defenses [MASK] a fort on the island , but it is unidentified . [SEP]
ALTI	[CLS] a 1770 ##s map of philadelphia ' s naval defenses [MASK] a fort on the island , but it is unidentified . [SEP]
<hr/>	
Grad _{l2}	[CLS] a 1770 ##s map of philadelphia ' s naval defenses [MASK] a fort on the island , but it is unidentified . [SEP]
Grad · input	[CLS] a 1770 ##s map of philadelphia ' s naval defenses [MASK] a fort on the island , but it is unidentified . [SEP]
Integrated Gradients	[CLS] a 1770 ##s map of philadelphia ' s naval defenses [MASK] a fort on the island , but it is unidentified . [SEP]
Blank-out	[CLS] a 1770 ##s map of philadelphia ' s naval defenses [MASK] a fort on the island , but it is unidentified . [SEP]
ALTI	[CLS] a 1770 ##s map of philadelphia ' s naval defenses [MASK] a fort on the island , but it is unidentified . [SEP]

Table 9: Gradient-based/blank-out methods vs. ALTI on RoBERTa (top), BERT (middle) and DistilBERT (bottom) in SVA dataset sample, the predicted word is *shows* for the three models.

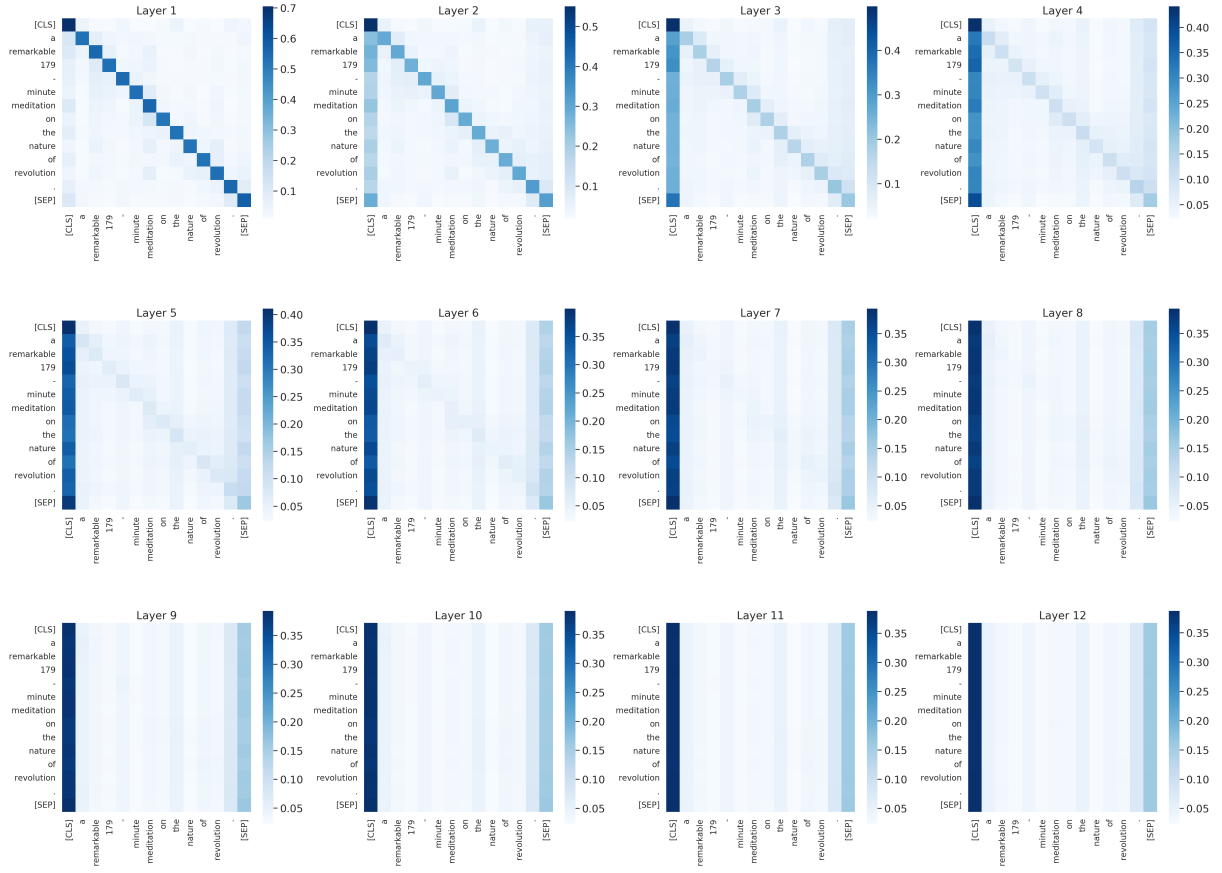


Figure 8: Attn Rollout relevancies R^l in BERT across layers.

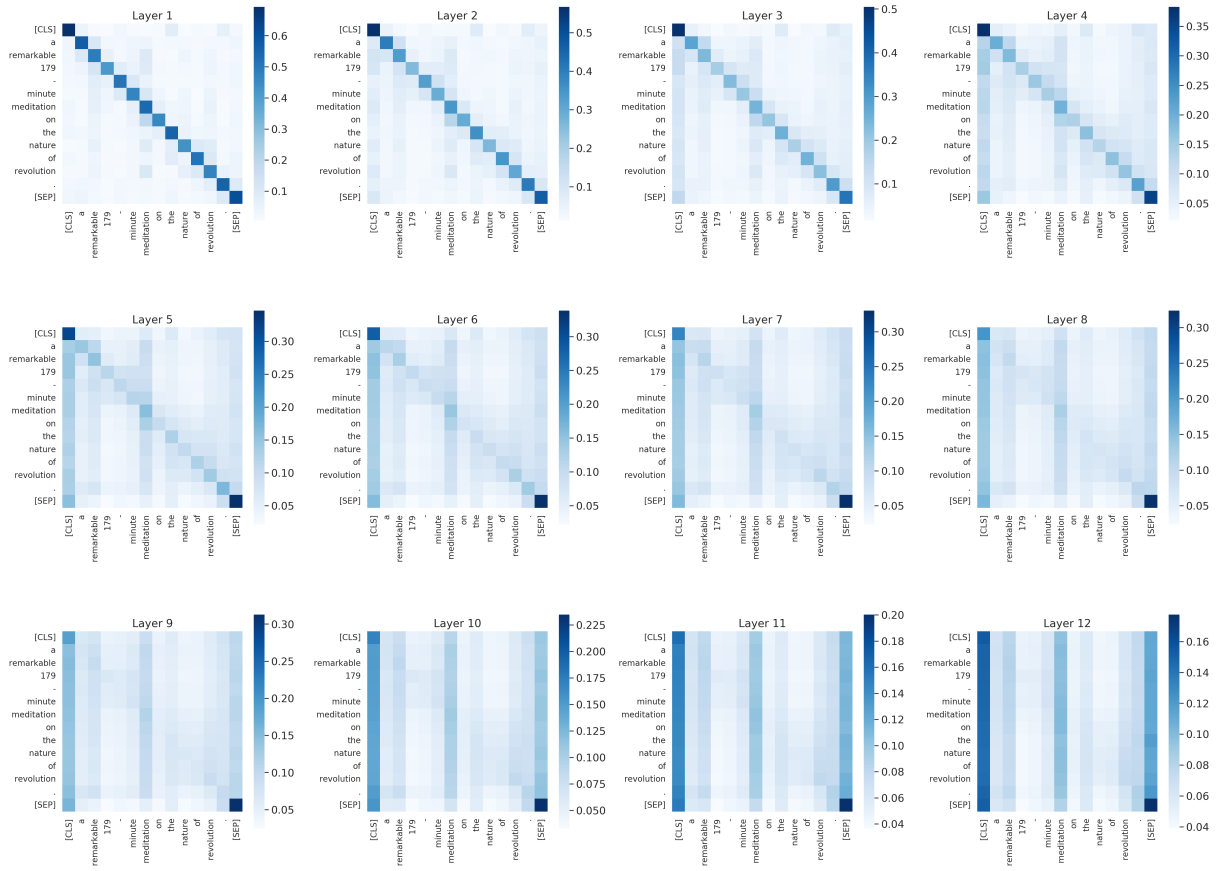


Figure 9: Norm Rollout relevancies R^l in BERT across layers.

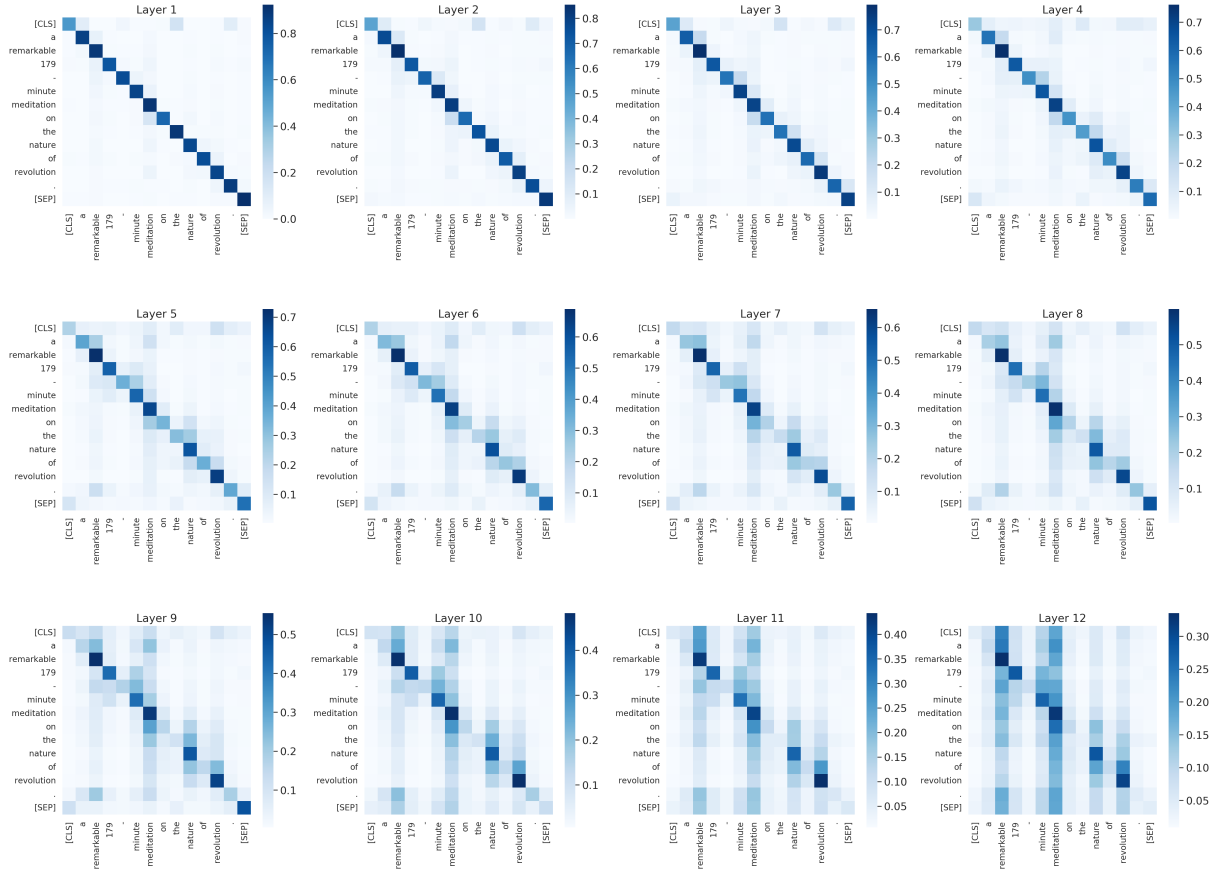


Figure 10: ALTI method relevancies \mathbf{R}^l in BERT across layers.