

Shape-invariant 3D Adversarial Point Clouds

Qidong Huang¹, Xiaoyi Dong¹, Dongdong Chen², Hang Zhou³,
Weiming Zhang¹, Nenghai Yu¹

¹University of Science and Technology of China, ²Microsoft Cloud AI, ³Simon Fraser University
{hqd0037@mail., dlight@mail., zhangwm@, ynh@}ustc.edu.cn;
{cddlyf@, zhouhang2991@}gmail.com

Abstract

Adversary and invisibility are two fundamental but conflict characters of adversarial perturbations. Previous adversarial attacks on 3D point cloud recognition have often been criticized for their noticeable point outliers, since they just involve an “implicit constrain” like global distance loss in the time-consuming optimization to limit the generated noise. While point cloud is a highly structured data format, it is hard to metric and constrain its perturbation with a simple loss properly. In this paper, we propose a novel Point-Cloud Sensitivity Map to boost both the efficiency and imperceptibility of point perturbations. This map reveals the vulnerability of point cloud recognition models when encountering shape-invariant adversarial noises. These noises are designed along the shape surface with an “explicit constrain” instead of extra distance loss. Specifically, we first apply a reversible coordinate transformation on each point of the point cloud input, to reduce one degree of point freedom and limit its movement on the tangent plane. Then we calculate the best attacking direction with the gradients of the transformed point cloud obtained on the white-box model. Finally we assign each point with a non-negative score to construct the sensitivity map, which benefits both white-box adversarial invisibility and black-box query-efficiency extended in our work. Extensive evaluations prove that our method can achieve the superior performance on various point cloud recognition models, with its satisfying adversarial imperceptibility and strong resistance to different point cloud defense settings. Our code is available at: <https://github.com/shikiw/SI-Adv>.

1. Introduction

Deep Neural Networks (DNNs) have contributed a lot to various computer vision tasks with their highly praised performances. However, recent works prove that DNNs are vulnerable to adversarial examples [13, 25], which are gen-

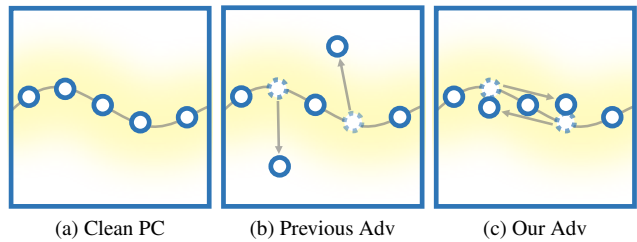


Figure 1. The point-cloud shape surface of clean (**left**), previous adversarial perturbations (**middle**) and our perturbation (**right**).

erated by adding imperceptible perturbations on clean inputs to mislead the prediction of deep learning models. Numerous algorithms have been proposed to implement different kinds of adversarial attacks [5, 9, 13, 15, 25]. In addition to 2D images, the research scope of adversarial attacks has been gradually extended to 3D point clouds. As one of the most popular data representations captured by 3D sensors like LiDAR, point clouds are widely used in a variety of 3D computer vision applications, such as autopilot [42] and autonomous driving [22]. Similar with image recognition models, some recent works [3, 24, 28, 30, 38, 40] show that point-cloud models are also susceptible to adversarial perturbations. But unfortunately, existing 3D adversarial attacks either generate the noticeable point perturbation or focus on the white-box case, leading to the poor performance on well-defended models or unseen black-box models.

The motivation for delving into black-box attacks on point cloud recognition is quite clear. On the one hand, both industry and academia have attached increasing importance on evaluating the robustness of point cloud models, especially for some security-critical applications like autonomous driving. But usually, they can not release the details of the model or algorithms to robustness testers due to the protection agreement of trade secrets. Therefore, testers can only conduct black-box attacks to reach the demand of robustness evaluation, which requires the more efficient

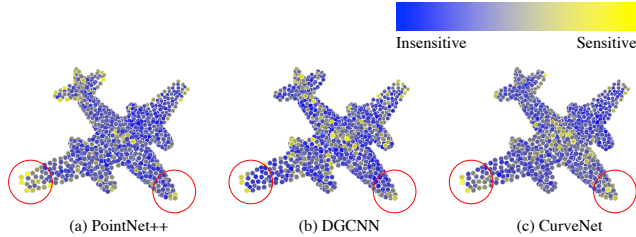


Figure 2. Visualization results of the point-cloud sensitivity maps obtained from different 3D recognition models.

black-box attack method. On the other hand, black-box attacks are obviously more practical but challenging compared with white-box attacks, since the attacker can hardly access to the target model in many realistic scenarios. Considering these points, in this paper we adopt a novel shape-invariant perspective to rethink the adversarial imperceptibility and black-box efficiency of adversarial point clouds, based on the following two crucial observations.

First, we mathematically analyze the vulnerability of a white-box point cloud recognition model by defining the novel point-cloud sensitivity map. This map is constructed by a non-negative score set, where each score measures the variance of the recognition confidence when the corresponding point encounters the imperceptible perturbation. To realize such imperceptibility, we intuitively design the point perturbation along the certified optimal direction on the the tangent plane, assuming this slight point shift does not change the shape surface of the point cloud. Each point cloud input can obtain its unique sensitivity map on the white-box model, where all points can be ranked in a descending order according to their scores. Through iteratively perturbing the top ranked 30% points, we find that the white-box recognition accuracy can be degraded over 40% on different models, which demonstrates the existing of shape-invariant white-box attacks.

Second, we discover that these top ranked points obtained from the same point cloud input are similar across different recognition models. As visualized in Figure 2, the positions of top ranked points almost overlap with each other to a large extent when scored by different 3D classifiers. To support this finding more concretely, we look into the 1024-point data samples on the commonly used point-cloud dataset ModelNet40 [31] and compare the top ranked points for different recognition models, *i.e.*, PointNet [6], PointNet++ [23], DGCNN [29] and CurveNet [34]. It shows that the top ranked 30% points of each point cloud have 75.8% overlapped between every two models on average and 40.3% overlapped among every three of them, which are much more than 30% and 9% obtained by random sampling respectively. Inspired by this internal commonality, we can estimate the top ranked points for the un-

seen black-box model with a white-box surrogate model and boost the black-box attack ability.

Motivated by the above two observations, our paper further proposes the first query-based black-box attack algorithm on point cloud recognition. Through inheriting the ranked sensitivity map prior from white-box surrogate model \mathcal{H}_w to black-box target model \mathcal{H}_b , we limit the point movement on the shape surface as shown in Figure 1. To boost the query efficiency, we combine each point with its certified best direction as a point-wise basis, and perturb only one basis during each query step according to the sensitivity ranking, in the light of SimBA [16] and LeBA [36]. Experiments on ModelNet40 [31] and ShapeNetPart [37] show that our method achieve the superior performance on various 3D recognition models, which highlights the meaning of the proposed point-cloud sensitivity map.

To summarize, our contributions are three-fold as below.

- We propose the point-cloud sensitivity map, for evaluating the variance of recognition confidence when each point encounters the shape-invariant perturbation.
- Guided by the sensitivity map, we propose the strong shape-invariant white-box attack and the first query-based black-box attack on point cloud recognition.
- Experiments show the efficiency of our attack on various recognition models with the high imperceptibility and the low query cost under black-box settings.

2. Related Work

2.1. Point Cloud Recognition

A point cloud is a sparse and unordered point set sampled from object surfaces by 3D sensors. Thanks to the development of deep learning, various methods [6, 14, 23, 29, 34, 35] have been proposed to process 3D point clouds. One of the pioneering works is PointNet [6], which directly applies multi-layer perceptron to learn point features and aggregates them with a max-pooling module in an effective way. And its variant, called PointNet++ [23], is an improved hierarchical neural network for better abstracting local features, including single-scale (SSG) and multi-scale (MSG) designs. By exploiting point structures with neighborhood graphs, DGCNN [29] is another typical work using convolutional networks. In this paper, we mainly evaluate our black-box attack on six representative recognition models.

2.2. Existing 3D Adversarial Attacks and Defenses

Current 3D adversarial attack methods can be roughly divided into three categories: point-shifting based [17, 28, 30, 32, 40], point-adding based [33] and point-dropping based [38]. Following previous works w.r.t. adversarial attacks on 2D images, a variety of point-shifting based methods either

utilize the gradient descent or solve an optimization problem like C&W [5] to perturb point sets and deceive target classifiers. As for point-adding and point-dropping based approaches, they depend on changing the number of input points to realize attacks. For instance, Zheng *et al.* propose saliency map [39] to drop out critical points of the input and get model fooled successfully. Corresponding to attacks, defense methods based on point-cloud preprocessing [41], adversarial training [19], gather-vector [8] or provable defense [20] have been seriously under-researched.

Since there is still lack of the study on 3D query-based black-box adversarial attack, we delve into this topic based on the proposed sensitivity map in this paper.

2.3. Query-based Black-box Adversarial Attacks

Traditional query-based black-box attacks on 2D images can be divided into two categories: decision-based [2, 10] and score-based [1, 7, 16, 27, 36]. Both of them mainly rely on the limited times of queries to the unseen black-box model to achieve attacks, without any inner model information or gradient guidance. The different things is that score-based methods utilize the output confidence score while decision-based methods need the output label from the query feedback. In our work, we extend the score-based black-box attack to 3D point-cloud recognition, which is a seriously under-researched field for adversarial attack.

3. Preliminaries

3.1. Point Cloud Sensitivity Maps

For a point cloud \mathcal{P} that consists of total N points, we can define it as a set of vectors $\{\mathbf{p}_i\}_{i=1}^N$ where $\mathbf{p}_i \in \mathbb{R}^3$ denotes the 3D coordinates of each point. Also, there exists k nearest neighbors $\mathcal{N}_{\mathbf{p}_i}$ for each point $\mathbf{p}_i = (p_{i1}, p_{i2}, p_{i3})$, which can help us simulate its normal vector by calculating the 3×3 positive semi-definite matrix [18] formulated as

$$\mathcal{C}_{\mathbf{p}_i} = \sum_{\mathbf{q} \in \mathcal{N}_{\mathbf{p}_i}} (\mathbf{q} - \mathbf{p}_i) \otimes (\mathbf{q} - \mathbf{p}_i), \quad (1)$$

where \otimes denotes the outer product operation. Note that the normal vector $\mathbf{n}_i = (n_{i1}, n_{i2}, n_{i3})$ of \mathbf{p}_i can be acquired by solving the eigen-decomposition on matrix $\mathcal{C}_{\mathbf{p}_i}$ and choosing the last unit eigen-vector.

Once the shape surface point \mathbf{p}_i and its normal vector \mathbf{n}_i are both determined in the original coordinate system, the corresponding plane that is tangent to the shape surface is also uniquely determined, so called tangent plane Ω_i . Since the normal vector \mathbf{n}_i is perpendicular to Ω_i , the coordinates of any position $\mathbf{m} = (m_1, m_2, m_3)$ on the tangent plane can be easily represented with the following equation:

$$(\mathbf{m} - \mathbf{p}_i) \cdot \mathbf{n}_i = \sum_{j=1}^3 (m_j - p_{ij})n_{ij} = 0 \quad (2)$$

where \cdot denotes the inner product operation. As illustrated in Figure 3(a), we assume that this tangent plane Ω_i intersects with the coordinate axes (*i.e.*, x axis, y axis and z axis) of the original coordinate system at position \mathbf{A} , \mathbf{B} and \mathbf{C} . Combined with Eq.(2), we obtain these three positions as

$$\mathbf{A}\left(\frac{\mathbf{p}_i \cdot \mathbf{n}_i}{n_{i1}}, 0, 0\right), \mathbf{B}\left(0, \frac{\mathbf{p}_i \cdot \mathbf{n}_i}{n_{i2}}, 0\right), \mathbf{C}\left(0, 0, \frac{\mathbf{p}_i \cdot \mathbf{n}_i}{n_{i3}}\right). \quad (3)$$

Obviously, $\mathbf{O}-\mathbf{ABC}$ forms a right angle triangular pyramid since the three axes x , y and z are orthogonal with each other, where \mathbf{O} denotes the coordinate origin. As clarified in Figure 3(b), we suppose the projection of origin \mathbf{O} on the tangent plane Ω_i as \mathbf{O}' . Note that $\mathbf{OO}' \perp \Omega_i$ and $\mathbf{BA} \in \Omega_i$, thus we can get $\mathbf{OO}' \perp \mathbf{BA}$. Likewise, we can also get $\mathbf{OC} \perp \mathbf{BA}$. Based on these two vertical relationship, we can obtain $\mathbf{BA} \perp \mathbf{COO}'$ where \mathbf{COO}' means the plane determined by \mathbf{C} , \mathbf{O} and \mathbf{O}' . Since $\mathbf{CO}' \in \mathbf{COO}'$, we finally obtain $\mathbf{CO}' \perp \mathbf{BA}$, which is the fundamental point for us to introduce the following coordinate transformation.

To limit the movement of \mathbf{p}_i on the tangent plane Ω_i with only two variables, we reduce its one degree of freedom (DoF). Intuitively, we consider to leverage a transformed coordinate system to represent this shape surface point, based on the orthogonality among \mathbf{OO}' , \mathbf{CO}' and \mathbf{BA} . Specifically, we assume the direction denoted by $\overrightarrow{\mathbf{BA}}$ as the transformed axis x' , the direction denoted by $\overrightarrow{\mathbf{CO}'}$ as the transformed axis y' and the direction denoted by $\overrightarrow{\mathbf{O}'\mathbf{O}}$ as the transformed axis z' . As shown in Figure 3(c), the origin of the newly constructed rectangular coordinate system becomes \mathbf{O}' , with the transformed coordinates of \mathbf{p}_i as $\mathbf{p}'_i = (p'_{i1}, p'_{i2}, p'_{i3})$. In this way, the surface point can be constrained on the tangent plane when we assign the coordinate value on axis z' as zero. Therefore, the problem is simplified as formulating the transformation applied for transforming the original coordinate system $\mathbf{O}-xyz$ to the transformed coordinate system $\mathbf{O}'-x'y'z'$.

Theorem 1. Assume $f_i : \mathbb{R}^3 \mapsto \mathbb{R}^3$ is the transformation for converting the original coordinate system $\mathbf{O}-xyz$ to the new coordinate system $\mathbf{O}'-x'y'z'$. Then f_i is reversibly composited by rotation transformation f_{ir} and translation transformation f_{it} , and new 3×1 coordinates \mathbf{p}'_i can be converted with original 3×1 coordinates \mathbf{p}_i as

$$\mathbf{p}'_i = \mathbf{R}_i(\mathbf{p}_i + \mathbf{T}_i), \quad \mathbf{p}_i = \mathbf{R}_i^\top \mathbf{p}'_i - \mathbf{T}_i, \quad (4)$$

where \mathbf{R}_i and \mathbf{T}_i is the rotation transformation matrix and the translation transformation matrix respectively, *i.e.*,

$$\mathbf{R}_i = \begin{pmatrix} \frac{n_{i2}}{\sqrt{1-n_{i3}^2}} & \frac{-n_{i1}}{\sqrt{1-n_{i3}^2}} & 0 \\ \frac{n_{i1}n_{i3}}{\sqrt{1-n_{i3}^2}} & \frac{n_{i2}n_{i3}}{\sqrt{1-n_{i3}^2}} & -\sqrt{1-n_{i3}^2} \\ n_{i1} & n_{i2} & n_{i3} \end{pmatrix}, \quad (5)$$

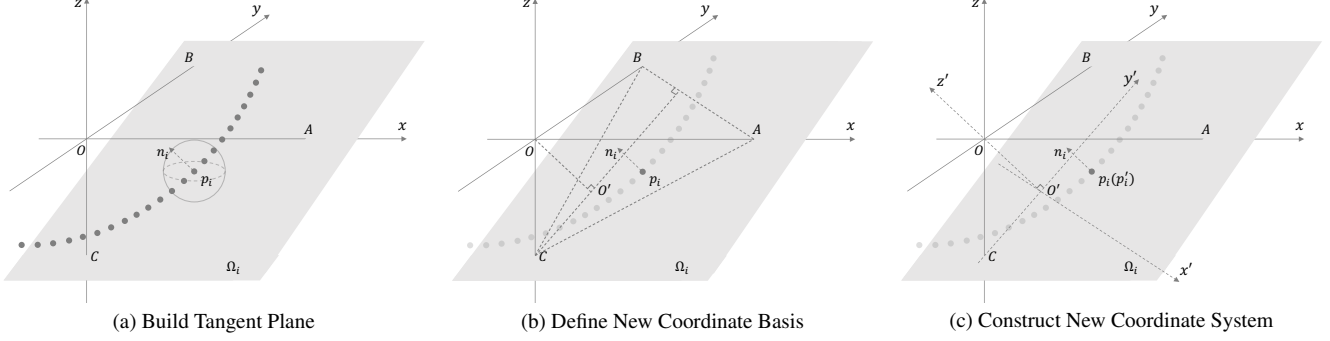


Figure 3. Schematic diagram of the new coordinate system for the reversible coordinate transformation.

$$\mathbf{T}_i = (\mathbf{p}_i \cdot \mathbf{n}_i)\mathbf{n}_i, \quad (6)$$

including a boundary case when $|n_{i3}| \rightarrow 1$ that is

$$\lim_{|n_{i3}| \rightarrow 1} \mathbf{R}_i = \begin{pmatrix} 1/\sqrt{2} & -1/\sqrt{2} & 0 \\ n_{i3}/\sqrt{2} & n_{i3}/\sqrt{2} & 0 \\ 0 & 0 & n_{i3} \end{pmatrix}. \quad (7)$$

Proof. The proof is given in supplementary materials. \square

The above transformation facilitates the convenience of the sensitivity map computation. Given a white-box point cloud recognition model \mathcal{H}_w and the point cloud input \mathcal{P} , we first apply the reversible transformation elaborated in Eq.(4) on original coordinates of each point, i.e., $\forall \mathbf{p}_i \in \mathcal{P}$,

$$\mathcal{P}' = \{\mathbf{R}_i(\mathbf{p}_i + \mathbf{T}_i)\}_{i=1}^N, \quad \mathcal{P} = \{\mathbf{R}_i^\top \mathbf{p}'_i - \mathbf{T}_i\}_{i=1}^N, \quad (8)$$

then we implement the model inference for \mathcal{P} and compute the max-margin logit loss proposed in C&W [5], i.e.,

$$\mathcal{L}(\mathcal{P}, t; \theta_w) = \max \left([\mathcal{H}_w(\mathcal{P})]_t - \max_{j \neq t} [\mathcal{H}_w(\mathcal{P})]_j, 0 \right), \quad (9)$$

where t is the ground-truth label of point cloud \mathcal{P} and θ_w is the model parameter of white-box model \mathcal{H}_w . And $[\mathcal{H}_w(\mathcal{P})]_j$ is the probability logit score on class j . Since the transformation in Eq.(8) is differentiable, we can easily obtain the gradient map of \mathcal{P}' by back propagation,

$$\mathcal{G} = \{\mathbf{g}_i\}_{i=1}^N = \nabla_{\mathcal{P}'} \mathcal{L} = \frac{\partial \mathcal{L}(\mathcal{P}, t; \theta_w)}{\partial \mathcal{P}'}, \quad (10)$$

where $\mathbf{g}_i = (g_{i1}, g_{i2}, g_{i3}) = (\frac{\partial \mathcal{L}}{\partial x'}, \frac{\partial \mathcal{L}}{\partial y'}, \frac{\partial \mathcal{L}}{\partial z'})$ denotes the gradients of the loss to transformed point coordinates \mathbf{p}'_i .

With the guidance of gradient map for the transformed point clouds, the shape-invariant point cloud sensitivity can be defined as: For each point $\mathbf{p}_i \in \mathcal{P}$, we define its sensitivity on white-box model \mathcal{H}_w as the maximal variation rate of the logit loss \mathcal{L} when perturbing \mathbf{p}_i along any direction on the tangent plane Ω_i . Through assigning the last element p'_{i3} of \mathbf{p}'_i as a constant zero and ignoring g_{i3} in the gradients

\mathbf{g}_i , we can limit the point on the tangent plane and measure the variation mentioned above with $\mathbf{g}_i = (g_{i1}, g_{i2}, 0)$. So the remaining problem is how to find the direction that achieves the maximal variation on the logit loss \mathcal{L} .

Theorem 2. Given the function \mathcal{L} and the freedom-reduced ternary variable $\mathbf{p}' = (x', y', 0)$ initialized as $(p'_{i1}, p'_{i2}, 0)$, the variation rate of \mathcal{L} is upper bounded at $\sqrt{g_{i1}^2 + g_{i2}^2}$.

Proof. We ignore the constant zero item and shift the variable in the spherical coordinate system where the point is presented as $(x', y', 0) = (p'_{i1} + r \cos \theta, p'_{i2} + r \sin \theta, 0)$, where θ is the angle between the perturbing direction and the positive half axis of x' . Hence r can be presented as $r = \sqrt{(x' - p'_{i1})^2 + (y' - p'_{i2})^2}$. Based on this, the variation of \mathcal{L} can be regarded as $\nabla_r \mathcal{L}$, upper bounded by

$$\begin{aligned} \frac{\partial \mathcal{L}}{\partial r} &= \frac{\partial \mathcal{L}}{\partial x'} \frac{\partial x'}{\partial r} + \frac{\partial \mathcal{L}}{\partial y'} \frac{\partial y'}{\partial r} = g_{i1} \cos \theta + g_{i2} \sin \theta \quad (11) \\ &\leq \sqrt{(g_{i1}^2 + g_{i2}^2)(\cos^2 \theta + \sin^2 \theta)} = \sqrt{g_{i1}^2 + g_{i2}^2}, \quad (12) \end{aligned}$$

where we leverage *Cauchy Inequality* and the equal condition of maximum is when angle $\theta = \arctan(g_{i2}/g_{i1})$. \square

Therefore, when we use θ to represent the perturbing direction on the tangent plane, the sensitivity score of each point can be determined by the maximal variation rate solved above. Hereby, the sensitivity map of \mathcal{P} is defined as

$$\mathcal{S} = \{\mathbf{s}_i\}_{i=1}^N, \quad \text{subject to: } \mathbf{s}_i = \sqrt{g_{i1}^2 + g_{i2}^2} \quad (13)$$

3.2. Shape-invariant White-box Attack

With the same definition on point cloud $\mathcal{P} \in \mathbb{R}^{N \times 3}$, white-box model \mathcal{H}_w and gradient map $\mathcal{G} = \{(g_{i1}, g_{i2}, 0)\}_{i=1}^N$, the shape-invariant coordinate transformation denoted in Eq.(8) are applied in our white-box attack. Specifically, we first perform gradient-based optimization on the transformed point cloud \mathcal{P}' with white-box model \mathcal{H}_w to generate the transformed adversarial point cloud $\tilde{\mathcal{P}}'$. Then we apply the inverse transform mentioned

in Eq.(8) to get adversarial point cloud $\tilde{\mathcal{P}}$. Inspired by I-FGSM [15], we implement the adversarial example generation in an iterative style, where rotation matrix gather $\mathcal{R} = \{\mathbf{R}_i\}_{i=1}^N$ and translation matrix gather $\mathcal{T} = \{\mathbf{T}_i\}_{i=1}^N$ are also iteratively updated in each step t to inherit the shape invariance. To simplify the formulation, we first define the following mappings:

$$F_t(\mathcal{P}) = \mathcal{R}_t(\mathcal{P} + \mathcal{T}_t), \quad F'_t(\mathcal{P}') = \mathcal{R}_t^\top \mathcal{P}' - \mathcal{T}_t, \quad (14)$$

where $\mathcal{R}^\top = \{\mathbf{R}_i^\top\}_{i=1}^N$. The adversarial example generation in each step t can be formulated as

$$\tilde{\mathcal{P}}'_{t+1} = \tilde{\mathcal{P}}'_t - \beta \cdot \frac{\nabla_{\tilde{\mathcal{P}}'} \mathcal{L}(F'_t(\tilde{\mathcal{P}}'_t), t; \theta_w)}{\|\nabla_{\tilde{\mathcal{P}}'} \mathcal{L}(F'_t(\tilde{\mathcal{P}}'_t), t; \theta_w)\|}, \quad (15)$$

$$\tilde{\mathcal{P}}_{t+1} = \text{Clip}(F'_t(\tilde{\mathcal{P}}'_{t+1})), \quad (16)$$

$$\tilde{\mathcal{P}}'_{t+1} = F_{t+1}(\tilde{\mathcal{P}}_{t+1}), \quad (17)$$

where β means the step size and Clip means the l_∞ -norm constrain. When the generation is completed, the adversarial point cloud $\tilde{\mathcal{P}}$ can fool \mathcal{H}_w with satisfying visual quality.

Algorithm 1: Shape-invariant Query-based Attack

Input: point-cloud input (\mathcal{P}, t) , black-box model \mathcal{H}_b , surrogate model \mathcal{H}_w and step size ϵ .

Output: adversarial point cloud $\tilde{\mathcal{P}}$

```

1 Initialize the perturbation  $\delta = 0$ 
2 Initialize the prediction pool  $\mathbf{p}_c = [\mathcal{H}_b(\mathcal{P})]_c$ 
3 Transform  $\mathcal{P}$  to  $\mathcal{P}'$   $\triangleleft$  Eq.(8)
4 Compute gradient map  $\mathcal{G}$  of  $\mathcal{P}'$  on  $\mathcal{H}_w$   $\triangleleft$  Eq.(10)
5 Compute and rank sensitivity map  $\mathcal{S}$   $\triangleleft$  Eq.(13)
6 while  $t = \arg \max_c \mathbf{p}_c$  and  $\mathcal{S} \neq \emptyset$  do
7   Pick top ranked  $q \in \mathcal{S}$  and  $\mathcal{S} = \mathcal{S} \setminus \{q\}$ 
8   Get its direction  $\theta = \arctan(g_{i2}/g_{i1})$ 
9   Compute basis  $q = q \cdot (\cos \theta, \sin \theta, 0)$ 
10  for  $\alpha \in \{\epsilon, -\epsilon\}$  do
11    Reverse  $\mathcal{P}' + \delta + \alpha q$  to  $\mathcal{P}_{inp}$   $\triangleleft$  Eq.(8)
12    Get prediction  $\mathbf{p}'_c = [\mathcal{H}_b(\mathcal{P}_{inp})]_c$ 
13    if  $\mathbf{p}'_t < \mathbf{p}_t$  then
14      Update  $\delta = \delta + \alpha q$ 
15      New prediction pool  $\mathbf{p}_c = \mathbf{p}'_c$ 
16    end
17  end
18 end
19 return  $\tilde{\mathcal{P}} = \mathcal{P}_{inp}$ 

```

3.3. Shape-invariant Black-box Attack

Given a clean point cloud \mathcal{P} and its ground-truth label t , the goal of query-based black-box attack is to compute the constrained adversarial perturbation δ through fully utilizing the limited times of queries to black-box model \mathcal{H}_b .

The queries provide the output logits, *i.e.*, probability scores predicted on each class. In our method, we assume the attacker can adopt a white-box surrogate model \mathcal{H}_w to compute the sensitivity map \mathcal{S} of \mathcal{P} . The non-negative scores on \mathcal{S} are ranked in a descending order, so that the most sensitive points could be ranked first. For a black-box model \mathcal{H}_b , we give priority to attacking these top ranked points through regarding each point as a basic basis, as done by SimBA [16]. Specifically, in each query step, we only perturb one point along or back along the corresponding direction θ obtained in sensitivity map calculation, since we do not know whether the gradient value in black-box model \mathcal{H}_b is positive or negative. The algorithm is detailed in Algo.1.

Theorem 3. For our query-based black-box adversarial attack with maximal steps T and fixed step size ϵ , the l_2 norm of perturbation δ_T is upper bounded at $\sqrt{T}\epsilon$.

Proof. Since the perturbation searching is to add or subtract on $\mathcal{P}' + \delta$, each basis q will be discarded if both $+\epsilon q$ and $-\epsilon q$ fail to reduce the confidence \mathbf{P}_t . Thus we consider $\alpha_t \in \{\epsilon, 0, -\epsilon\}$ for each step t and describe the perturbation on \mathcal{P}' with a sum as $\sum_{t=1}^T \alpha_t q_t$, where $q_t \in \mathcal{S}$ is the searched basis during each step and the total step number T is just the amount of q_t . Note that these bases are orthogonal with each other, *i.e.*, $q_i^\top q_j = 0, \forall q_i, q_j \in \mathcal{S}, i \neq j$. And combined with $\|\mathcal{R}^\top\|_2^2 = \{1\}_{i=1}^N$, the l_2 -norm of the perturbation on \mathcal{P} can be upper bounded with this orthogonal property by

$$\|\delta_T\|_2^2 = \|(\mathcal{R}^\top \tilde{\mathcal{P}}' - \mathcal{T}) - (\mathcal{R}^\top \mathcal{P}' - \mathcal{T})\|_2^2 \quad (18)$$

$$= \|\mathcal{R}^\top (\tilde{\mathcal{P}}' - \mathcal{P}')\|_2^2 \leq \|\mathcal{R}^\top\|_2^2 \left\| \sum_{t=1}^T \alpha_t q_t \right\|_2^2 \quad (19)$$

$$= \left\| \sum_{t=1}^T \alpha_t q_t \right\|_2^2 = \sum_{t=1}^T \|\alpha_t q_t\|_2^2 + \sum_{i \neq j} \|\alpha_i q_i \alpha_j q_j\|_2^2 \quad (20)$$

$$= \sum_{t=1}^T \|\alpha_t q_t\|_2^2 = \sum_{t=1}^T \alpha_t^2 \|q_t\|_2^2 \leq \sum_{t=1}^T \epsilon^2 \cdot 1 = T\epsilon^2. \quad (21)$$

Thus the tight upper bound τ of adversarial perturbation δ is relevant to the maximum steps T , *i.e.*, $\tau = \sqrt{T}\epsilon$. \square

4. Experiments

4.1. Setup

Dataset and Data Augmentation. We use ModelNet40 [31] and ShapeNetPart [37] to evaluate the performance of the proposed shape-invariant adversarial point clouds. ModelNet40 consists of 12,311 CAD models from 40 object categories, in which 9,843 models are intended for training and the other 2,468 for testing. ShapeNetPart consists of 16,881 pre-aligned shapes from 16 categories, split into 12,137 for training and 2,874 for testing. In order to standardize and unify the verification for our method, we first

Attack	Defense	PointNet [6]				DGCNN [29]				CurveNet [34]			
		ASR↑ (%)	CD↓ (10^{-4})	HD↓ (10^{-2})	A.T↓ (s)	ASR↑ (%)	CD↓ (10^{-4})	HD↓ (10^{-2})	A.T↓ (s)	ASR↑ (%)	CD↓ (10^{-4})	HD↓ (10^{-2})	A.T↓ (s)
I-FGM [15]	-	100.0	6.96	3.04	1.17	99.5	16.85	2.39	2.02	100.0	15.61	2.89	10.77
MI-FGM [9]	-	99.5	35.99	4.16	1.31	95.9	120.10	4.99	2.14	99.0	119.17	5.10	10.88
PGD [21]	-	100.0	7.00	3.05	1.17	99.4	16.77	2.40	2.02	100.0	15.32	2.86	10.78
3d-Adv [32]	-	99.9	3.25	2.11	4.94	100.0	10.12	2.46	18.73	100.0	7.48	3.51	116.24
AdvPC [17]	-	99.8	16.57	3.43	2.90	98.8	14.35	1.48	8.10	99.9	18.36	2.78	64.76
Ours	-	99.8	2.15	2.04	1.32	99.9	6.33	1.27	3.87	100.0	6.25	1.99	21.53

Table 1. Quantitative comparison between our white-box shape-invariant attack and different white-box attacks on attack success rate (ASR), Chamfer distance (CD), Hausdorff distance (HD) and average time budget for each adversarial point cloud generation (A.T), where Chamfer distance is multiplied by 10^4 and Hausdorff distance is multiplied by 10^2 for better comparison.

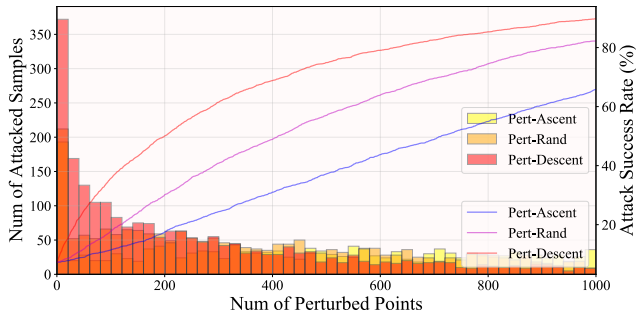


Figure 4. Attack success rate curve and histogram distribution of successfully attacked sample numbers when perturbing different number of points on PACONV with the fixed step size 0.03.

uniformly sample 1,024 points from the surface of each object and rescale them into a unit cube, as done by Qi *et al.* [6]. Besides, several kinds of data augmentation such as random point-dropping and rotation are applied to preprocess all of point clouds in the training set.

Applied Models. Our approaches is evaluated on six categories of the most popular 3D recognition models, *i.e.*, PointNet [6], PointNet++ (MSG) [23], DGCNN [29], PACONV [35], SimpleView [14] and CurveNet [34]. In the main paper, we mainly report the experimental results on ModelNet40 [31], in which we choose DGCNN [29] as the surrogate model for black-box attack evaluation. The results on ShapeNetPart [37] or with PointNet [6] as the surrogate model can be found in supplementary materials.

Evaluation Metrics. To verify the imperceptibility of the generated adversarial point clouds, we compute l_2 -norm distance, Chamfer distance (CD) [11] and Hausdorff distance (HD) [26] between the original point cloud and the adversarial output to measure the modification caused by attack methods. To investigate the attack performance quantitatively, attack success rate (ASR) is further defined as the ratio of perturbed examples that are incorrectly classified by the black-box model. Besides, both query numbers and time cost are used for measuring the algorithm efficiency.

Defense	3d-Adv [32]	AdvPC [17]	GeoA ³ [30]	Ours
-	99.9	99.8	100.0	99.8
SOR [41]	12.0	33.6	69.6	97.4
DUP-Net [41]	12.3	29.0	73.7	95.8
AT [21]	94.8	78.6	99.6	90.0

Table 2. Attack success rate (ASR) results of different white-box point cloud attacks on PointNet equipped with various defenses.

4.2. Efficiency of Sensitivity Maps

We first conduct the experiment to verify the theoretical validity of the proposed point-cloud sensitivity map. In practice, we follow different orders to perturb each single point of the point cloud input on PACONV [35], where the perturbation direction is along the shape surface and the step size is unified as 0.03. Here ‘‘Pert-Descent’’ means following the descending order of point-cloud sensitivity maps, and ‘‘Pert-Ascent’’ means following the ascending order conversely. Besides, we also test the attack performance on the random order denoted by ‘‘Pert-Rand’’. As indicated in Figure 4, the recognition accuracy gets the much more degradation when follow the descending order to perturb each point, which proves the effectiveness contributed by our sensitivity map and its descending score ranking.

4.3. White-box Performance

Comparison with Existing Methods. We comprehensively compare our shape-invariant white-box attack with different baselines (*i.e.*, regular gradient-based l_2 attack including I-FGM [15], MI-FGM [9] and PGD [21]; optimization-based point cloud attack including 3d-Adv [32], AdvPC [17] and GeoA³ [30]). Specifically, our method are implemented with the step size 0.007 for 50 iterations and constrained by the l_∞ -norm ball with radius 0.16. To unifying the verification, all of other iterative gradient-based attacks adopt the untargeted mode under the same setting. The comparison involves attack success rate (ASR), Chamfer distance (CD), Hausdorff Distance (HD) and aver-

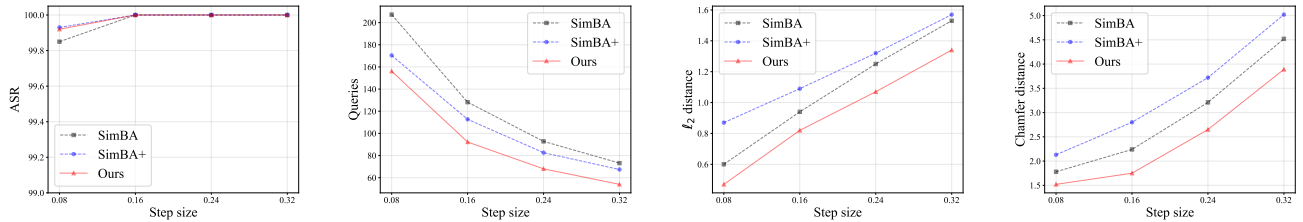


Figure 5. The black-box performance curve with different attack step size, from left to right including attack success rate (ASR), query cost, l_2 -norm distance and Chamfer distance results between adversarial point clouds and original point clouds.

Attack	PointNet++ [23]					PAConv [35]					CurveNet [34]				
	ASR↑ (%)	A.Q↓ (times)	CD↓ (10^{-4})	HD↓ (10^{-2})	A.T↓ (s)	ASR↑ (%)	A.Q↓ (times)	CD↓ (10^{-4})	HD↓ (10^{-2})	A.T↓ (s)	ASR↑ (%)	A.Q↓ (times)	CD↓ (10^{-4})	HD↓ (10^{-2})	A.T↓ (s)
SimBA [16]	94.9	683.8	3.05	4.80	112.04	100.0	73.2	4.51	4.93	0.36	100.0	114.5	4.67	4.93	13.51
SimBA+ [36]	95.5	603.4	3.41	8.21	99.57	100.0	67.4	5.02	9.58	0.36	100.0	98.9	5.29	9.76	12.94
Ours	95.8	417.0	2.66	4.44	76.81	100.0	53.9	3.89	4.58	0.31	99.9	81.5	3.97	4.59	8.77

Table 3. Quantitative comparison between our black-box shape-invariant attack and different black-box attacks with unified step size 0.32 on attack success rate (ASR), average query cost (A.Q), Chamfer distance (CD), Hausdorff distance (HD) and average time budget (A.T).

Defense	PAConv [35]					SimpleView [14]					PointNet [6]				
	ASR↑ (%)	A.Q↓ (times)	CD↓ (10^{-4})	HD↓ (10^{-2})	A.T↓ (s)	ASR↑ (%)	A.Q↓ (times)	CD↓ (10^{-4})	HD↓ (10^{-2})	A.T↓ (s)	ASR↑ (%)	A.Q↓ (times)	CD↓ (10^{-4})	HD↓ (10^{-2})	A.T↓ (s)
-	100.0	53.9	3.89	4.58	0.31	100.0	101.6	7.38	4.77	0.54	99.9	29.9	2.39	4.31	0.14
Drop (30%)	75.4	651.6	1.68	4.12	3.26	51.1	1090.6	2.20	4.25	6.02	96.9	150.9	1.84	4.26	0.47
Drop (50%)	84.4	466.1	1.21	3.71	2.18	63.7	850.0	1.49	3.77	4.94	93.6	260.1	1.70	4.20	0.78
SOR [41]	49.2	1187.6	2.45	3.34	7.82	93.3	576.0	9.73	3.77	3.96	89.7	638.9	9.11	4.20	2.33

Table 4. Resistance results of our black-box attack on various point cloud recognition models equipped with different defenses.

age time cost for each point cloud (A.T), which are samely evaluated on a RTX 3090Ti GPU. From the results listed in Table 5, we can easily find that our method achieves the least geometry distance cost while maintaining the near to 100% ASR and the lower time budget compared to regular gradient-based attacks, which is consistent with our intuition to better inherit the point cloud shape from the original input during adversarial example generation.

Resistance to Defenses. To verify the attack performance when facing the well-defended point cloud recognition models, we conduct the experiments on defense methods including standard PGD-based adversarial training (AT), point cloud statistical outlier removal SOR [41] and DUP-Net [41]. Trough comparing to three point cloud attack methods in Table 6, we find that our method outperforms the baselines a lot on outlier removal based defenses, which further proves the proposed shape-invariant perturbations are mainly along the shape surface with fewer outliers.

4.4. Black-box Performance

Efficiency on Different Black-box Models. We compare the proposed shape-invariant query-based attack with two related black-box attack algorithms as its baseline: SimBA [16] and SimBA+ [36]. SimBA [16] is one of the most famous pure query-based black-box adversarial attacks that works well in fooling image recognition models, which randomly searches perturbation direction in the whole orthonormal space to perturb each basis. Fortunately, we can regard all $N \times 3$ dimensions as the orthonormal bases for SimBA implementation on point clouds. SimBA+ [36] further improve the ability of SimBA by narrowing the perturbation searching space with the gradient prior obtained on the surrogate model. But different from image recognition, There are few overlap among the pure gradient maps computed by different point cloud recognition models, due to their diverse designs for point feature extraction. Thus the gradient prior can only bring limited improvement for the attack performance on point cloud recognition models. As the curve results shown in Figure 5 and the comparison results listed in Table 3, our approach can achieve satis-

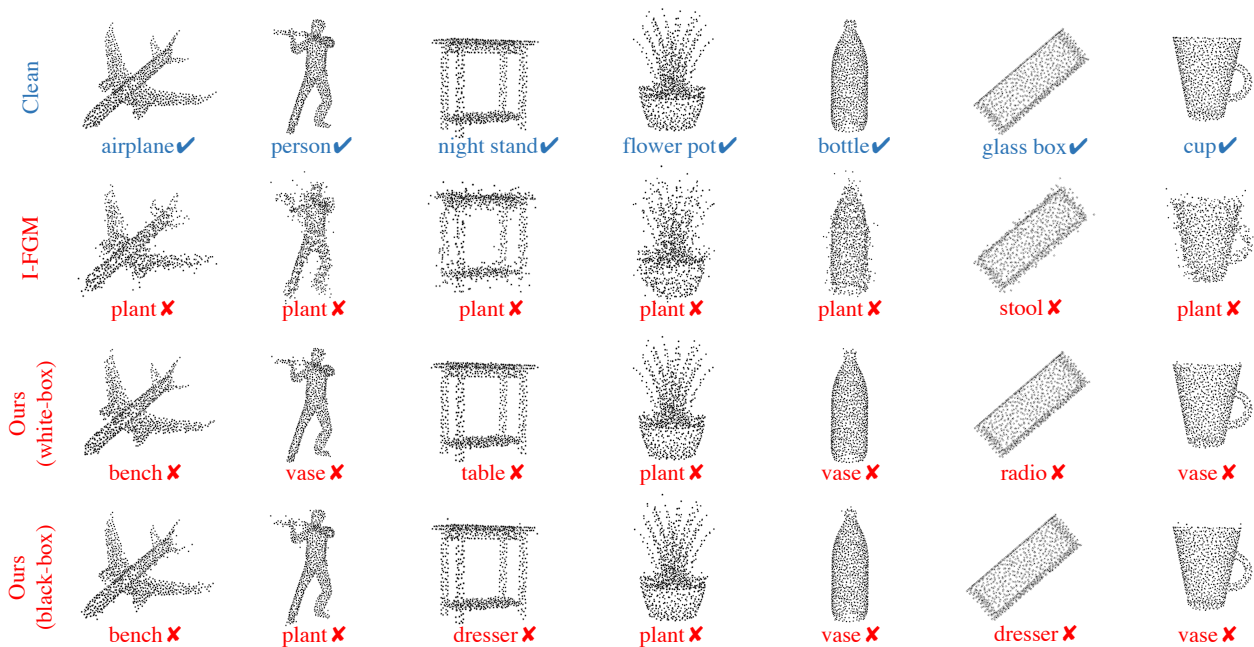


Figure 6. Visualization of clean/adversarial point clouds generated by I-FGM and ours methods including both white-box/black-box attack.

fyng ASR, fewer queries and less budget for modification than baseline methods on different black-box models, *i.e.*, Pointnet++ [23], PAConv [35] and CurveNet [34]. In other words, the proposed point cloud sensitivity map can better characterize the internal vulnerability of point cloud recognition models, helping the perturbation searching more concretely while maintaining the shape invariance.

Efficiency on Different Step Size ϵ . The attack step size is a crucial and configurable parameter for query-based attack performance. Accordingly, our evaluation is conducted on a variety of step size ϵ from 0.08 to 0.32. From Figure 5, it can be easily discovered that the needed queries decreases rapidly under nearly 100% ASR as the step size gets larger. While it significantly strengthens the attack efficacy, the higher l_2 -norm distance and Chamfer distance indicate more visual quality it has to sacrifice.

Resistance to Defenses. To investigate the robustness of our shape-invariant black-box attack when encountering different kinds of adversarial defenses, we conduct the experiments on three kinds of defense methods: random point-dropping and input preprocessing based defense SRS [41]. As shown in Table 4, for PAConv [35], SimpleView [14] and PointNet [6], the ASR on point dropout just degrades up to 36.3% although the needed queries become more. It is worth noted that the attack performances on PAConv and SimpleView get even better when the dropout defense get enhanced from 30% to 50%. Empirically, we at-

tribute it to the larger natural accuracy degradation of these models when dropped points are increasing. Overall, the results demonstrate our query-attack has the considerable resistance to these defenses.

4.5. Qualitative Results

We further visualize the adversarial point clouds to verify the shape invariance claimed in this paper. As represented in Figure 6, since the our perturbation is always along the shape surface, we can hardly find any outliers on the generated adversarial point clouds. Notably, our attack is proved to be more threatening with the satisfying inherited point cloud shape and the better imperceptibility.

4.6. Social Impact.

Since the protection agreement of trade secrets is common in the industry, the black-box attack is meaningful for measuring the model robustness when the model details and inner algorithms are inaccessible. Thus our method can benefit the dependability of the robustness evaluation on point cloud recognition module, especially in security-critical scenarios like autonomous driving. More analyses and limitations are given in supplementary materials.

Acknowledgement This work was supported in part by the Natural Science Foundation of China under Grant U20B2047, 62072421, 62002334, and 62121002, Exploration Fund Project of University of Science and Technol-

ogy of China under Grant YD3480002001, and by Fundamental Research Funds for the Central Universities under Grant WK2100000011.

5. Conclusion

In this paper, we propose Point-Cloud Sensitivity Map by calculating the variation rate of recognition confidence when adding the explicitly constrained shape-invariant perturbation on each point, to reveal the vulnerability of point cloud recognition models when encountering the slight perturbation. With the guidance of this map, we further propose Shape-invariant Adversarial Point Clouds to improve the attack imperceptibility and extend the white-box attack to the black-box case. To the best of authors' knowledge, it is the first query-based black-box attack on point cloud recognition. Experiments show the effectiveness and practicality of our method with its superior shape invariance.

References

- [1] Maksym Andriushchenko, Francesco Croce, Nicolas Flammarion, and Matthias Hein. Square attack: A query-efficient black-box adversarial attack via random search. In *European Conference on Computer Vision (ECCV)*, 2020. 3
- [2] Wieland Brendel, Jonas Rauber, and Matthias Bethge. Decision-based adversarial attacks: Reliable attacks against black-box machine learning models. In *International Conference on Learning Representations (ICLR)*, 2018. 3
- [3] Yulong Cao, Ningfei Wang, Chaowei Xiao, Dawei Yang, Jin Fang, Ruigang Yang, Qi Alfred Chen, Mingyan Liu, and Bo Li. Invisible for both camera and lidar: Security of multi-sensor fusion based perception in autonomous driving under physical-world attacks. In *42nd IEEE Symposium on Security and Privacy (SP)*, 2021. 1
- [4] Yulong Cao, Chaowei Xiao, Benjamin Cyr, Yimeng Zhou, Won Park, Sara Rampazzi, Qi Alfred Chen, Kevin Fu, and Z. Morley Mao. Adversarial sensor attack on lidar-based perception in autonomous driving. In *the 2019 ACM SIGSAC Conference on Computer and Communications Security (CCS)*, 2019. 11
- [5] Nicholas Carlini and David A. Wagner. Towards evaluating the robustness of neural networks. In *IEEE Symposium on Security and Privacy (SP)*, 2017. 1, 3, 4
- [6] R. Q. Charles, H. Su, M. Kaichun, and L. J. Guibas. Pointnet: Deep learning on point sets for 3d classification and segmentation. In *IEEE/CVF Conference on Computer Vision and Pattern Recognition (CVPR)*, 2017. 2, 6, 7, 8, 13
- [7] Pin-Yu Chen, Huan Zhang, Yash Sharma, Jinfeng Yi, and Cho-Jui Hsieh. ZOO: zeroth order optimization based black-box attacks to deep neural networks without training substitute models. In *Proceedings of the 10th ACM Workshop on Artificial Intelligence and Security, AISec@CCS 2017*, 2017. 3
- [8] Xiaoyi Dong, Dongdong Chen, Hang Zhou, Gang Hua, Weiming Zhang, and Nenghai Yu. Self-robust 3d point recognition via gather-vector guidance. In *IEEE/CVF Conference on Computer Vision and Pattern Recognition (CVPR)*, 2020. 3
- [9] Yinpeng Dong, Fangzhou Liao, Tianyu Pang, Hang Su, Jun Zhu, Xiaolin Hu, and Jianguo Li. Boosting adversarial attacks with momentum. In *IEEE/CVF Conference on Computer Vision and Pattern Recognition (CVPR)*, 2018. 1, 6, 13
- [10] Yinpeng Dong, Hang Su, Baoyuan Wu, Zhifeng Li, Wei Liu, Tong Zhang, and Jun Zhu. Efficient decision-based black-box adversarial attacks on face recognition. In *IEEE/CVF Conference on Computer Vision and Pattern Recognition (CVPR)*, 2019. 3
- [11] Haoqiang Fan, Hao Su, and Leonidas J. Guibas. A point set generation network for 3d object reconstruction from a single image. In *IEEE/CVF Conference on Computer Vision and Pattern Recognition (CVPR)*, 2017. 6
- [12] Haoqiang Fan, Hao Su, and Leonidas J. Guibas. A point set generation network for 3d object reconstruction from a single image. In *IEEE/CVF Conference on Computer Vision and Pattern Recognition (CVPR)*, 2017. 13
- [13] Ian J. Goodfellow, Jonathon Shlens, and Christian Szegedy. Explaining and harnessing adversarial examples. In *International Conference on Learning Representations (ICLR)*, 2015. 1
- [14] Ankit Goyal, Hei Law, Bowei Liu, Alejandro Newell, and Jia Deng. Revisiting point cloud shape classification with a simple and effective baseline. In *International Conference on Machine Learning (ICML)*, 2021. 2, 6, 7, 8, 13
- [15] Shixiang Gu and Luca Rigazio. Towards deep neural network architectures robust to adversarial examples. In *International Conference on Learning Representations (ICLR)*, 2015. 1, 5, 6, 13
- [16] Chuan Guo, Jacob R. Gardner, Yurong You, Andrew Gordon Wilson, and Kilian Q. Weinberger. Simple black-box adversarial attacks. In *International Conference on Machine Learning (ICML)*, 2019. 2, 3, 5, 7, 13
- [17] Abdullah Hamdi, Sara Rojas, Ali K. Thabet, and Bernard Ghanem. Advpc: Transferable adversarial perturbations on 3d point clouds. In *16th European Conference on Computer Vision (ECCV)*, 2020. 2, 6, 13
- [18] Hugues Hoppe, Tony DeRose, Tom Duchamp, John Alan McDonald, and Werner Stuetzle. Surface reconstruction from unorganized points. In *Proceedings of the 19th Annual Conference on Computer Graphics and Interactive Techniques (SIGGRAPH)*, 1992. 3
- [19] Daniel Liu, Ronald Yu, and Hao Su. Extending adversarial attacks and defenses to deep 3d point cloud classifiers. In *IEEE International Conference on Image Processing (ICIP)*, 2019. 3
- [20] Hongbin Liu, Jinyuan Jia, and Neil Zhenqiang Gong. Point-guard: Provably robust 3d point cloud classification. In *IEEE/CVF Conference on Computer Vision and Pattern Recognition, (CVPR)*, 2021. 3
- [21] Aleksander Madry, Aleksandar Makelov, Ludwig Schmidt, Dimitris Tsipras, and Adrian Vladu. Towards deep learning models resistant to adversarial attacks. In *International Conference on Learning Representations (ICLR)*, 2018. 6, 13

- [22] Charles R. Qi, Wei Liu, Chenxia Wu, Hao Su, and Leonidas J. Guibas. Frustum pointnets for 3d object detection from RGB-D data. In *IEEE/CVF Conference on Computer Vision and Pattern Recognition (CVPR)*, 2018. 1
- [23] Charles Ruizhongtai Qi, Li Yi, Hao Su, and Leonidas J. Guibas. Pointnet++: Deep hierarchical feature learning on point sets in a metric space. In *Advances in Neural Information Processing Systems (NeurIPS)*, 2017. 2, 6, 7, 8, 13
- [24] Jiachen Sun, Yulong Cao, Qi Alfred Chen, and Z. Morley Mao. Towards robust lidar-based perception in autonomous driving: General black-box adversarial sensor attack and countermeasures. In *29th USENIX Security Symposium, (USENIX Security)*, 2020. 1, 11
- [25] Christian Szegedy, Wojciech Zaremba, Ilya Sutskever, Joan Bruna, Dumitru Erhan, Ian Goodfellow, and Rob Fergus. Intriguing properties of neural networks. In *International Conference on Learning Representations (ICLR)*, 2013. 1
- [26] Abdel Aziz Taha and Allan Hanbury. Metrics for evaluating 3d medical image segmentation: analysis, selection, and tool. *BMC Medical Imaging*, 2015. 6
- [27] Chun-Chen Tu, Pai-Shun Ting, Pin-Yu Chen, Sijia Liu, Huan Zhang, Jinfeng Yi, Cho-Jui Hsieh, and Shin-Ming Cheng. Autozoom: Autoencoder-based zeroth order optimization method for attacking black-box neural networks. In *The Thirty-Third AAAI Conference on Artificial Intelligence (AAAI)*, 2019. 3
- [28] James Tu, Mengye Ren, Sivabalan Manivasagam, Ming Liang, Bin Yang, Richard Du, Frank Cheng, and Raquel Urtasun. Physically realizable adversarial examples for lidar object detection. In *IEEE/CVF Conference on Computer Vision and Pattern Recognition (CVPR)*, 2020. 1, 2
- [29] Yue Wang, Yongbin Sun, Ziwei Liu, Sanjay E. Sarma, Michael M. Bronstein, and Justin M. Solomon. Dynamic graph cnn for learning on point clouds. *ACM Transactions on Graphics (TOG)*, 2019. 2, 6, 13
- [30] Y. Wen, J. Lin, K. Chen, C. L. P. Chen, and K. Jia. Geometry-aware generation of adversarial point clouds. *IEEE Transactions on Pattern Analysis and Machine Intelligence (TPAMI)*, 2020. 1, 2, 6
- [31] Zhirong Wu, Shuran Song, Aditya Khosla, Fisher Yu, Linguang Zhang, Xiaoou Tang, and Jianxiong Xiao. 3d shapenets: A deep representation for volumetric shapes. In *IEEE/CVF Conference on Computer Vision and Pattern Recognition (CVPR)*, 2015. 2, 5, 6, 12
- [32] Chong Xiang, Charles R. Qi, and Bo Li. Generating 3d adversarial point clouds. In *IEEE/CVF Conference on Computer Vision and Pattern Recognition (CVPR)*, 2019. 2, 6, 13
- [33] Chong Xiang, Charles R. Qi, and Bo Li. Generating 3d adversarial point clouds. In *IEEE/CVF Conference on Computer Vision and Pattern Recognition (CVPR)*, 2019. 2
- [34] Tiange Xiang, Chaoyi Zhang, Yang Song, Jianhui Yu, and Weidong Cai. Walk in the cloud: Learning curves for point clouds shape analysis. In *IEEE/CVF International Conference on Computer Vision (ICCV)*, 2021. 2, 6, 7, 8, 13
- [35] Mutian Xu, Runyu Ding, Hengshuang Zhao, and Xiaojuan Qi. Paconv: Position adaptive convolution with dynamic kernel assembling on point clouds. In *IEEE/CVF Conference on Computer Vision and Pattern Recognition (CVPR)*, 2021. 2, 6, 7, 8, 13
- [36] Jiancheng Yang, Yangzhou Jiang, Xiaoyang Huang, Bingbing Ni, and Chenglong Zhao. Learning black-box attackers with transferable priors and query feedback. In *Advances in Neural Information Processing Systems (NeurIPS)*, 2020. 2, 3, 7, 13
- [37] Li Yi, Vladimir G. Kim, Duygu Ceylan, I-Chao Shen, Mengyan Yan, Hao Su, Cewu Lu, Qixing Huang, Alla Sheffer, and Leonidas J. Guibas. A scalable active framework for region annotation in 3d shape collections. *ACM Trans. Graph.*, 2016. 2, 5, 6, 13
- [38] Tianhang Zheng, Changyou Chen, Junsong Yuan, Bo Li, and Kui Ren. Pointcloud saliency maps. In *IEEE/CVF International Conference on Computer Vision (ICCV)*, 2019. 1, 2
- [39] Tianhang Zheng, Changyou Chen, Junsong Yuan, Bo Li, and Kui Ren. Pointcloud saliency maps. In *IEEE/CVF International Conference on Computer Vision (ICCV)*, 2019. 3, 11
- [40] Hang Zhou, Dongdong Chen, Jing Liao, Kejiang Chen, Xiaoyi Dong, Kunlin Liu, Weiming Zhang, Gang Hua, and Nenghai Yu. LG-GAN: label guided adversarial network for flexible targeted attack of point cloud based deep networks. In *IEEE/CVF Conference on Computer Vision and Pattern Recognition (CVPR)*, 2020. 1, 2
- [41] Hang Zhou, Kejiang Chen, Weiming Zhang, Han Fang, Wenbo Zhou, and Nenghai Yu. Dup-net: Denoiser and upsampler network for 3d adversarial point clouds defense. In *IEEE/CVF International Conference on Computer Vision (ICCV)*, 2019. 3, 6, 7, 8
- [42] Yin Zhou and Oncel Tuzel. Voxelnet: End-to-end learning for point cloud based 3d object detection. In *IEEE/CVF Conference on Computer Vision and Pattern Recognition (CVPR)*, 2018. 1

A. The Primary Motivation

As we stated in Line 120-126 of our manuscript, the objective of constructing the sensitivity map is to measure the variance of the recognition result when each point encounters the **imperceptible perturbation**. The reasons for using tangent plane gradients are:

First, the saliency map [39] is not effective for point perturbing attack we explored. It measures how the recognition result changes when we drop a point, which could be viewed as a *large* step perturb. While our perturbing attack relies on a proper measure of the change when we *slightly* perturbed the point. For example, on query-based black-box attack on PointNet++, saliency map obtains 92.6% ASR and 987.9 average queries(A.Q), while our method outperform it with 95.8% ASR and 417.0 A.Q under the same settings.

Second, from the perspective of invisibility, the typical gradient map does not have a perturb direction constrain, so the perturbed points are always out of the surface, which is easy to be detected or removed (Figure 1(b) of our manuscript). On the contrary, if adding perturbations along the tangent plane, it would be more invisible.

So we realize our tangent gradient map by projecting the gradient map to the tangent planes, which concerns both adversary effectiveness and invisibility.

B. Limitations and Social Impacts

One of the limitations of shape-invariant adversarial attack is *its unsatisfactory applicability on surfaces with large curvature*. On the one hand, in Eq.(1) of our main paper, the normal vector simulation about the investigated point with limited neighbor points might be not entirely accurate, especially when this point is located at the surface with large curvature (*e.g.*, the edges or corners of 3D shapes). On the other hand, since we design the perturbation along the tangent plane as the “explicit constrain” to maintain our claimed shape invariance, the perturbed point is still possible to escape from the surface if this position has very large curvature. This limitation partially breaks our shape-invariant assumption, leading to the imperfect visual quality. However, the solution to alleviate this problem is also obvious. We can adopt much smaller step size and more attack iterations (*i.e.*, more time budget) to realize attack.

The main social concerns about shape-invariant point-cloud attack might be that *it poses a threat to the security of autonomous driving*. The attacker can materialize the shape-invariant adversarial point clouds with 3D printing or combine the query-based attack with LiDAR spoofing attack [4, 24] to fool the point cloud recognition module of self-driving cars, leading to the traffic accidents. But the prerequisite of successfully realizing such attacks is that attacker needs to get the model output (*e.g.*, at least the predicted logits) to guide his/her attack loops. Therefore, unless pure black-box transfer-based attack, the self-

driving can still defend itself by robustness enhancement and data leakage reduction based on technologies like strict encryption. From the positive perspective, as elaborated in our main paper (*i.e.*, Intro and Social Impact section), our method *provides a more effective evaluation method* for the adversarial robustness of point cloud recognition models, especially for black-box requirement *since the common protection agreement of trade secrets in current industry*. In other words, it facilitates the development of the researches on improving 3D recognition robustness.

C. Proof of Theorem 1

Proof. First, we need to clarify the translation relationship between the original coordinate system origin O and the new coordinate system origin O' . As illustrated in Figure 3 in our main paper, since O' is the projection of O on the tangent plane Ω_i , so $\overrightarrow{O'O}$ is parallel to the normal vector n_i . Thus the translation relationship can be calculated by

$$\overrightarrow{OO'} = kn_i \Leftrightarrow O(0, 0, 0), O'(kn_{i1}, kn_{i2}, kn_{i3}), \quad (22)$$

where $k = (p_i \cdot n_i)$ is the module length of vector OO' .

Then, with the coordinate of O' , we can easily obtain the vector \overrightarrow{BA} and $\overrightarrow{CO'}$ that define the directions of the transformed axis x' and y' respectively. Based on the position representations in Eq.(3) of our main paper, we have

$$\overrightarrow{BA} = \left(\frac{k}{n_{i1}}, -\frac{k}{n_{i2}}, 0 \right), \quad (23)$$

$$\overrightarrow{CO'} = (kn_{i1}, kn_{i2}, kn_{i3} - \frac{k}{n_{i3}}). \quad (24)$$

Therefore, if we define the standard orthogonal coordinate bases of the original coordinate system $O - xyz$ as \vec{x}, \vec{y} and \vec{z} , the standard orthogonal coordinate bases \vec{x}', \vec{y}' and \vec{z}' of the new coordinate system $O' - x'y'z'$ can be formulated as

$$\vec{x}' = \frac{\overrightarrow{BA}}{|\overrightarrow{BA}|}, \quad \vec{y}' = \frac{\overrightarrow{CO'}}{|\overrightarrow{CO'}|}, \quad \vec{z}' = \frac{\overrightarrow{O'O}}{|\overrightarrow{O'O}|}, \quad (25)$$

$$\vec{x}' = \left(\frac{n_{i2}}{\sqrt{1-n_{i3}^2}} \right) \vec{x} + \left(-\frac{n_{i1}}{\sqrt{1-n_{i3}^2}} \right) \vec{y} + 0\vec{z}, \quad (26)$$

$$\vec{y}' = \left(\frac{n_{i1}n_{i3}}{\sqrt{1-n_{i3}^2}} \right) \vec{x} + \left(\frac{n_{i2}n_{i3}}{\sqrt{1-n_{i3}^2}} \right) \vec{y} \quad (27)$$

$$+ \left(-\sqrt{1-n_{i3}^2} \right) \vec{z}, \quad (28)$$

$$\vec{z}' = n_{i1}\vec{x} + n_{i2}\vec{y} + n_{i3}\vec{z}. \quad (29)$$

The above relationships between the bases of old/new orthogonal coordinate system reveal the rotation transformation f_{ir} of axes. Hence we can reorganize the above equa-




Figure 7. Visualization results of the proposed point-cloud sensitivity maps obtained on CurveNet.

tions to get the translation transformation matrix, *i.e.*,

$$\mathbf{R}_i = \begin{pmatrix} \frac{n_{i2}}{\sqrt{1-n_{i3}^2}} & \frac{-n_{i1}}{\sqrt{1-n_{i3}^2}} & 0 \\ \frac{n_{i1}n_{i3}}{\sqrt{1-n_{i3}^2}} & \frac{n_{i2}n_{i3}}{\sqrt{1-n_{i3}^2}} & -\sqrt{1-n_{i3}^2} \\ n_{i1} & n_{i2} & n_{i3} \end{pmatrix}, \quad (30)$$

which denotes the rotation transformation from $\mathcal{O} - xyz$ to $\mathcal{O}' - x'y'z'$. Note that the denominator $\sqrt{1-n_{i3}^2}$ is equal to 0 when $n_{i3} = 1$. Thus we further consider the limit for this boundary case when $n_{i1} = n_{i2} = 0$ and $n_{i3} = 1$, *i.e.*,

$$\lim_{|n_{i3}| \rightarrow 1} \mathbf{R}_i = \begin{pmatrix} 1/\sqrt{2} & -1/\sqrt{2} & 0 \\ n_{i3}/\sqrt{2} & n_{i3}/\sqrt{2} & 0 \\ 0 & 0 & n_{i3} \end{pmatrix}. \quad (31)$$

Likewise, the translation transformation matrix can be obtained from the origin shift $\overrightarrow{OO'}$ as

$$\mathbf{T}_i = (\mathbf{p}_i \cdot \mathbf{n}_i)\mathbf{n}_i, \quad (32)$$

which denotes the translation transformation from $\mathcal{O} - xyz$ to $\mathcal{O}' - x'y'z'$. To get the transformed coordinate of \mathbf{p}_i (*i.e.*, its coordinate in the new coordinate system $\mathcal{O}' - x'y'z'$), we first shift it according to $\overrightarrow{OO'}$ and then rotate it, which can be formulated as

$$\mathbf{p}'_i = \mathbf{R}_i(\mathbf{p}_i + \mathbf{T}_i). \quad (33)$$

By contrast, we can first apply rotation and then apply translation to realize the reverse coordinate transformation by

$$\mathbf{p}_i = \mathbf{R}_i^\top \mathbf{p}'_i - \mathbf{T}_i, \quad (34)$$

When we combine the above two equations, we can get

$$\mathbf{p}'_i = \mathbf{R}_i(\mathbf{p}_i + \mathbf{T}_i) = \mathbf{R}_i(\mathbf{R}_i^\top \mathbf{p}'_i) = (\mathbf{R}_i \mathbf{R}_i^\top) \mathbf{p}'_i, \quad (35)$$

where we can get $\mathbf{R}_i \mathbf{R}_i^\top = \mathbf{I}$. In this way, the l_2 -norm of the rotation matrix \mathbf{R}_i^\top can be determined by the maximal eigenvalue denoted by σ_{max} , *i.e.*,

$$\|\mathbf{R}_i^\top\|_2^2 = \sigma_{max}(\mathbf{R}_i \mathbf{R}_i^\top) = 1. \quad (36)$$

Thus the proof of Theorem 1 is completed. \square

D. More Visualization Results

We provide more visual results for the proposed point-cloud sensitivity maps in Figure 7.

E. More Experimental Results

(1). White-box Performance on ShapeNetPart

Except for ModelNet40 [31], we also compare the proposed shape-invariant white-box attack with baselines on

Attack	Defense	PointNet [6]				DGCNN [29]				CurveNet [34]			
		ASR↑ (%)	CD↓ (10^{-4})	HD↓ (10^{-2})	A.T↓ (s)	ASR↑ (%)	CD↓ (10^{-4})	HD↓ (10^{-2})	A.T↓ (s)	ASR↑ (%)	CD↓ (10^{-4})	HD↓ (10^{-2})	A.T↓ (s)
I-FGM [15]	-	99.9	6.68	3.88	1.05	97.8	24.46	3.60	2.12	98.2	16.20	3.77	11.68
MI-FGM [9]	-	97.5	21.54	4.88	1.08	60.2	114.09	5.51	2.11	81.1	80.92	5.42	11.56
PGD [21]	-	99.9	6.63	3.88	1.06	97.8	24.26	3.61	3.16	98.2	16.33	3.77	11.58
3d-Adv [32]	-	100.0	7.30	3.75	5.09	100.0	15.43	5.13	19.10	100.0	15.47	3.59	121.94
AdvPC [17]	-	83.6	10.98	4.43	2.73	95.4	13.42	3.24	7.83	68.6	16.17	3.74	56.64
Ours	-	95.2	3.59	3.46	1.26	93.5	9.08	2.95	3.69	90.9	8.29	3.58	21.41

Table 5. Quantitative comparison on ShapeNetPart between our white-box shape-invariant attack and different white-box attacks, on attack success rate (ASR), Chamfer distance (CD), Hausdorff distance (HD) and average time budget for each adversarial point cloud generation (A.T), where Chamfer distance is multiplied by 10^4 and Hausdorff distance is multiplied by 10^2 for better comparison.

Attack	SimpleView [14]					PACConv [35]					CurveNet [34]				
	ASR↑ (%)	A.Q↓ (times)	CD↓ (10^{-4})	HD↓ (10^{-2})	A.T↓ (s)	ASR↑ (%)	A.Q↓ (times)	CD↓ (10^{-4})	HD↓ (10^{-2})	A.T↓ (s)	ASR↑ (%)	A.Q↓ (times)	CD↓ (10^{-4})	HD↓ (10^{-2})	A.T↓ (s)
SimBA [16]	100.0	119.5	8.65	5.35	0.61	100.0	73.2	4.51	4.93	0.36	100.0	114.5	4.67	4.93	13.51
SimBA+ [36]	100.0	115.8	10.01	11.64	0.69	100.0	67.4	5.02	9.58	0.36	100.0	98.9	5.29	9.76	12.94
Ours-D	100.0	101.6	7.38	4.77	0.54	100.0	53.9	3.89	4.58	0.31	99.9	81.5	3.97	4.59	8.77
Ours-P	98.6	105.7	8.03	4.88	0.57	99.7	55.3	4.60	4.77	0.30	98.9	86.6	4.51	4.78	9.36

Table 6. Quantitative comparison on ModelNet40 between our shape-invariant black-box attack and different black-box attacks with step size 0.32, on attack success rate (ASR), average query cost (A.Q), Chamfer distance (CD), Hausdorff distance (HD) and average time budget (A.T), where ‘‘Ours-D’’ means choosing DGCNN as surrogate model \mathcal{H}_w and ‘‘Ours-P’’ means choosing PointNet as \mathcal{H}_w .

ShapeNetPart [37]. We train three popular point cloud models (*i.e.*, PointNet [6], PointNet++ [23] and CurveNet [34]) on ShapeNetPart for 150 epochs. Initially, all of their clean recognition accuracy is nearly 99%. Similarly, we adopt the same attack settings with the settings clarified in our main paper (Sec 4.3). As the results listed in Table 5, our method can still achieve the low Chamfer distance [12] while maintaining over 90% attack success rate (ASR). As an gradient-based iterative attack method, it is hard-won for our method to achieve high ASR (effectiveness), low geometry distances (invisibility) and low A.T (efficiency) at the same time.

(2). Black-box Performance with PointNet as \mathcal{H}_w

Since the results reported in the main paper are obtained by utilizing DGCNN [29] as the surrogate model, the readers may be just wondering that *what if using the weaker model (e.g., PointNet [6]) as the surrogate model?* As showcased in Table 6, even when we take PointNet as the weak surrogate model to implement our query-based attack, the attack performance just has few degradation. Specifically, when attacking on three of the most advanced point cloud recognition models including SimpleView [14], PACConv [35] and CurveNet [34], our performance on query cost and visual quality are still much better than SimBA [16] and SimBA+ [36] though few ASR is sacrificed.