

Visual-Language Navigation Pretraining via Prompt-based Environmental Self-exploration

Xiwen Liang¹, Fengda Zhu², Lingling Li³, Hang Xu⁴, Xiaodan Liang^{1†}

¹Shenzhen Campus of Sun Yat-sen University, Shenzhen ²Monash University

³Sun Yat-sen University ⁴Huawei Noah’s Ark Lab

Abstract

Vision-language navigation (VLN) is a challenging task due to its large searching space in the environment. To address this problem, previous works have proposed some methods of fine-tuning a large model that pretrained on large-scale datasets. However, the conventional fine-tuning methods require extra human-labeled navigation data and lack self-exploration capabilities in environments, which hinders their generalization of unseen scenes. To improve the ability of fast cross-domain adaptation, we propose **Prompt-based Environmental Self-exploration (ProbES)**, which can self-explore the environments by sampling trajectories and automatically generates structured instructions via a large-scale cross-modal pretrained model (CLIP). Our method fully utilizes the knowledge learned from CLIP to build an in-domain dataset by self-exploration without human labeling. Unlike the conventional approach of fine-tuning, we introduce prompt-based learning to achieve fast adaptation for language embeddings, which substantially improves the learning efficiency by leveraging prior knowledge. By automatically synthesizing trajectory-instruction pairs in any environment without human supervision and efficient prompt-based learning, our model can adapt to diverse vision-language navigation tasks, including VLN and REVERIE. Both qualitative and quantitative results show that our ProbES significantly improves the generalization ability of the navigation model*.

1 Introduction

Teaching a robot to navigate following a natural language instruction has a broad impact in the field of human-robotic interaction. Many related tasks have been proposed to delve into this problem. The

vision-language navigation (VLN) task (Anderson et al., 2018) is proposed where an agent is required to navigate in a photo-realistic environment step-by-step following a natural language instruction. Recent tasks (Qi et al., 2020; Zhu et al., 2021) focus on target objects localization that asks an agent to identify an object in an unseen room.

Solving these tasks requires an agent to obtain a vision-text alignment ability that locates related objects and executes corrective actions according to the instruction. However, collecting a large-scale VLN dataset is difficult and laborious since annotating the semantic of a trajectory within a sentence costs times of labor than annotating an image. Existing navigation datasets are relatively small-scale, and learning on such datasets hinders the agent to obtain a good generalization ability. To solve this problem, EnvDrop (Tan et al., 2019) uses a speaker model to generate instructions for sampled trajectories in unseen environments, but the generalization ability is not strong with limited vision-language understanding ability. Recently, VLN-BERT (Majumdar et al., 2020) introduces a visio-linguistic model pretrained on Conceptual Captions (Sharma et al., 2018) dataset to learn from image-caption pairs, which are quite different from trajectory-instruction pairs from VLN. To address this, Airbert (Guhur et al., 2021) constructs a large-scale in-domain pretraining dataset with image-caption pairs collected from online marketplaces such as Airbnb to finetune ViLBERT. However, Airbert collects image captioning data on websites, which are still far from the scenario of vision-language navigation. Different from previous methods that collect human-labeled data to train a navigation model, we suggest that automatically generating instruction-trajectory pairs by self-exploration for pretraining not only helps the model obtain better generalization ability but also achieves fast adaptation to downstream tasks.

In this paper, we propose a method named

[†]Corresponding author.

*Code will be released at <https://github.com/liangcici/Probes-VLN>.

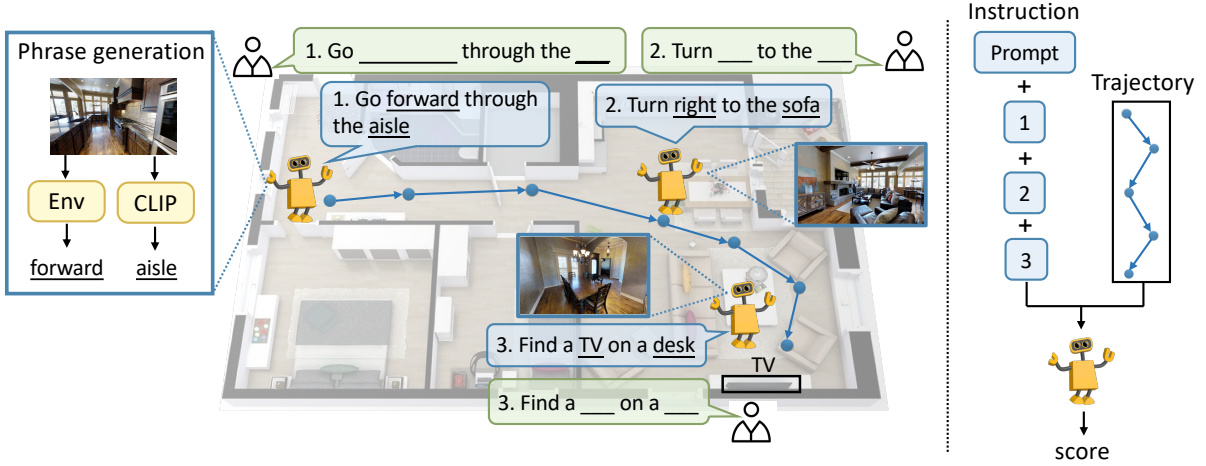


Figure 1: A demonstration of our prompt-based environmental self-exploration. In the left blue box, we sample trajectories from the environment and generate candidate phrases by a pretrained CLIP model. Then we fill templates by movements and the generated phrases during self-exploration. At last, we use the generated instruction-trajectory samples for pretraining.

prompt-based environmental self-exploration (ProbES) that generates navigation data with prior knowledge automatically and adapts pretrained model quickly to VLN tasks. An overview of our proposed framework is shown in Figure 1. By using this method, a pretrained visio-linguistic model is able to adapt to the VLN task automatically and efficiently. Specifically, we build an in-domain dataset by self-exploration without labeling or crawler. To build such a dataset, we first generate templates by masking visual and action words in labeled instructions. Then, we sample trajectories in the training environment. A pretrained CLIP (Radford et al., 2021) model is used to recognize rooms and objects in the sampled trajectories and match described phrases with them. We construct instructions by filling the matched phrases into sampled templates. By leveraging the prior knowledge learned by CLIP, we are able to build a dataset automatically with rich semantic information. Meanwhile, finetuning the whole pretrained model is time-consuming, we adopt prompt tuning (Li and Liang, 2021; Liu et al., 2021c,b), a lightweight alternative to finetuning. Our prompt-based method can distill task-relevant knowledge from pretrained model and achieve fast adaption to downstream tasks. We evaluate ProbES on R2R (Anderson et al., 2018) and REVERIE (Qi et al., 2020) datasets by discriminative and generative settings. Results show that ProbES can match or surpass the performance of finetuning with substantially less training time.

To sum up, our main contributions are as follows:

- (1) We propose ProbES, a novel self-exploration method to automatically build an in-domain dataset that reduces the domain gap between the pretraining dataset and VLN tasks without human labeling;
- (2) Compared with finetuning large pretrained model, our proposed prompt tuning can achieve fast adaptation;
- (3) Experiments are conducted on R2R and REVERIE datasets with generative and discriminative settings, and results indicate that our proposed ProbES can achieve better or comparable performance. Besides, our generated data can be used as augmented data which improves the generalization ability of the model.

2 Related Work

Vision-and-Language Navigation. Anderson et al. (Anderson et al., 2018) proposed the first Vision-Language Navigation (VLN) benchmark combining real imagery (Chang et al., 2017) and natural language navigation instructions. To solve this task, Wang et al. (Wang et al., 2020) proposed a novel SERL model to learn reward functions from the expert distribution. And combining imitation learning and reinforcement learning (Wang et al., 2019) has been proved to be beneficial for VLN. Since the VLN dataset is relatively small-scale, some works propose augmentation approaches (Fried et al., 2018; Tan et al., 2019; Liu et al., 2021a) to improve robustness. Auxiliary losses (Majumdar et al., 2020; Zhu et al., 2020; Liang et al., 2021) is used to take advantage of the additional training signals derived from the semantic information. Some pretraining methods (Huang et al., 2019; Hao et al.,

2020) have been proposed to learn generic cross-modal representations. This is further extended to a recurrent model that significantly improves sequential action prediction (Hong et al., 2021). However, the limited number of environments in pretraining constrain the generalization ability to unseen scenarios. Most related to this work, VLN-BERT (Majumdar et al., 2020) transfers knowledge from abundant, but out-of-domain image-text data to improve path-instruction matching. In contrast, we not only propose an effective method to build an in-domain dataset by sampling trajectory and generating instructions with templates, but also present a prompt-based pretraining strategy to improve VLN.

Vision-and-Language Pretraining. Vision-and-language pretraining has made great progress in recent years. Inspired by BERT (Devlin et al., 2018), much work has extended it to process visual tokens and pretrain on large-scale image-text pairs for learning generic visio-linguistic representations. Previous research introduces one-stream BERT models and two-stream BERT models. The former directly perform inter-modal grounding (Li et al., 2019; Su et al., 2019; Alberti et al., 2019; Li et al., 2020a; Chen et al., 2020; Zhou et al., 2020; Li et al., 2020b), while two-stream models process both visual and textual inputs in separate streams, and then fuse the two modalities in a later stage (Lu et al., 2019; Tan and Bansal, 2019). These models are often pretrained with self-supervised objectives akin to those in BERT: masked language modeling, masked object classification, and sentence-image alignment. In this work, the architecture of the ProbES model is structural similar to ViLBERT (Lu et al., 2019). We make several VLN-specific adaptations to ViLBERT so that pretrained weights can be transferred to initialize large portions of the model. Different from VLN-BERT which fine-tunes a ViLBERT on instruction-trajectory pairs to measure their compatibility in beam search setting, we introduce prompt tuning, which only tunes the continuous prompts.

Prompting. Natural language prompting freezes pretrained models and reformats the natural language input with example prompts. GPT-3 (Brown et al., 2020) introduces in-context learning, using manually designed and discrete text prompts. Sun et al. (Sun and Lai, 2020) also leverage prompts as keywords to control the sentiment or topic of the generated sentence. AutoPrompt (Shin et al., 2020) searches for a sequence of discrete trigger

words and concatenates it with each input to elicit sentiment or factual knowledge from a masked LM. Different from the discrete text prompt, some methods examine continuous prompts (a.k.a. soft prompts) that perform prompting directly in the embedding space of the model. Prefix-Tuning (Li and Liang, 2021) prepends a sequence of continuous task-specific vectors as virtual tokens to the input. (Zhong et al., 2021; Qin and Eisner, 2021; Hambardzumyan et al., 2021) introduce continuous templates following manual prompt templates. P-tuning (Liu et al., 2021c) uses continuous prompts which are learned by inserting trainable variables into the embedded input. Ptr (Han et al., 2021) adopts manually crafted sub-templates and generates complete templates by logic rules. In ProbES, we prepend continuous task-specific vectors to the embedding of the input instruction and directly tune the embeddings of these vectors. After prompt tuning, the model can be adapted to VLN and REVERIE tasks.

3 Prompt-based Environmental Self-Exploration (ProbES)

3.1 Vision-Language Navigation

The Vision-and-Language Navigation (VLN) task gives a global natural sentence $I = \{w_0, \dots, w_l\}$ as an instruction, where w_i is a word token while the l is the length of the sentence. The instruction consists of step-by-step guidance toward the goal. At step t , the agent observes a panoramic view $O_t = \{o_{t,i}\}_{i=1}^{36}$ as the vision input, which is composed of 36 RGB image views. Each of these views consists of image feature v_i and an orientation description $(\sin \theta_{t,i}, \cos \theta_{t,i}, \sin \phi_{t,i}, \cos \phi_{t,i})$. Candidates in the panoramic action space consist of k neighbours of the current node in the navigation graph and a stop action.

3.2 Instruction Generation with Templates

We first generate templates from instructions in the R2R dataset. Then we sample trajectories in the training environment. We generate the candidate noun phrases and actionable verbs for the sampled trajectories and full-fill the templates by the above words. A detailed demonstration of our instruction generation module is shown in Fig. 2.

Generating Templates We collect phrases and replace these phrases in human-annotated navigation instruction with blank masks to generate templates. Different from the Airbert (Guhur et al., 2021) that

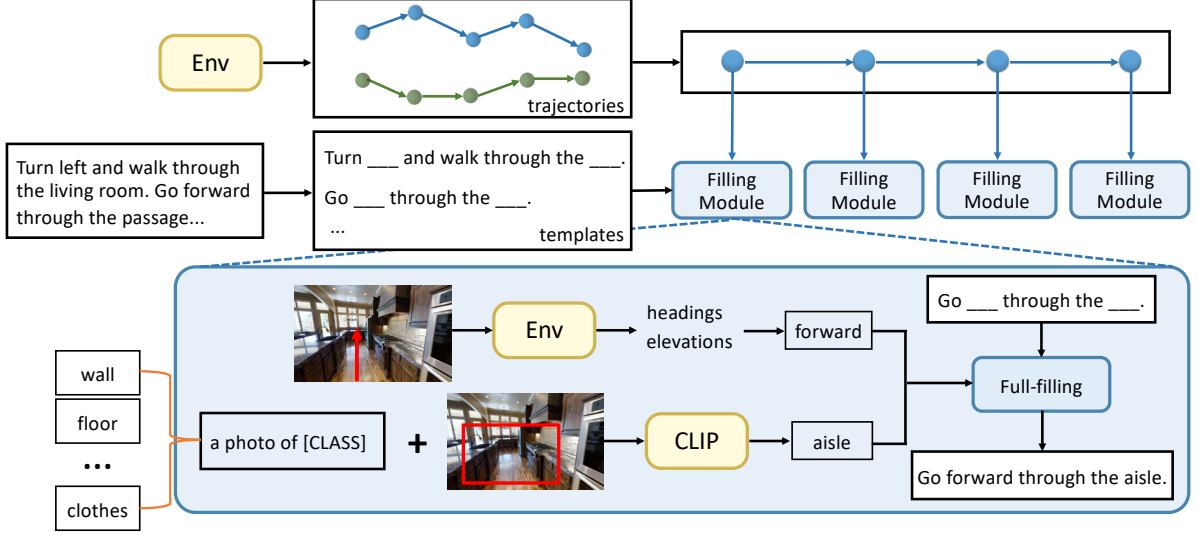


Figure 2: A detailed demonstration of the prompt-based full-filling process. We first sample trajectories from the environment, and generate templates by masking objects and actions. For each step of a trajectory, we generate candidate tokens for objects by CLIP and actions by the environment. Then we full-fill the template with candidate tokens by the rules as introduced in Sec. 3.2

only extracts noun phrases, we also mask action words like ‘left’, ‘right’, ‘forward’, and ‘around’. We denote the O_{mask} as the mask for an object and A_{mask} is the mask for an action. The generated templates are like ‘Turn A_{mask} and walk past O_{mask} . Once out, walk A_{mask} O_{mask} . Stop once you reach O_{mask} ’. More examples are shown in Table 1.

Sampling Trajectories and Actions We first sample the trajectories in the Matterport (Chang et al., 2017) Environment. We randomly sample the starting and ending positions, and collect tracks with lengths of less than 8 hops. Then we obtain the corresponding actions of each trajectory by first-person movement. If the agent chooses the front navigable position to move, we generate a ‘forward’ action. If the agent chooses the back navigable position to move, we generate an ‘around’ action. Otherwise, if the agent selects the right front navigable position to move for the next step, we generate an action sequence like {‘right’, ‘forward’}, which is used to fill actionable verbs during instruction generation.

Full-filling Template with Prior Knowledge Prior knowledge is the key to generating high-quality data without human labeling. ProbES introduces CLIP, a powerful vision-language alignment model learned from a large-scale image-caption dataset. To generate structured augmentation data, we full-fill the templates with phrases that describe the sampled trajectory and actions. A trajectory is

denoted as $\{v_1, v_2, \dots, v_n\}$, where v_i represents an observation viewpoint. We introduce CLIP (Radford et al., 2021) to select candidate phrases c and match them to each view v_i . We first embed the sentence ‘a photo of [c_{noun}]’ by CLIP, where the c_{noun} represents the noun-phrase candidates (room or object classes labeled in Matterport dataset). Then we embed the view image by the vision encoder of CLIP and calculate the similarity of the language embedding and vision embedding. We select the candidate with the highest matching score for the view v_i . Each view has two matched candidates, one for the detected room and another for an object. Then the description c_i of this view is written in 3 formats randomly: ‘[room]’, ‘[object]’ or ‘[room] with [object]’. Since trajectories are sampled in the environment, we can obtain actionable verbs a_i between two viewpoints via comparing headings and elevations.

We randomly select a template with the same or a close number of O_{mask} as the number of viewpoints in the sampled trajectory. The template has a sequence of object masks $\{O_{mask,1}, O_{mask,2}, \dots, O_{mask,i}\}$ and a sequence of action masks $\{A_{mask,1}, A_{mask,2}, \dots, A_{mask,j}\}$. Lengths of object masks and action masks are denoted as l and n respectively. The number of object masks and action masks is roughly balanced. Let n_v be the number of viewpoints in a sampled trajectory. Then the generated captions of this trajectory is written as $\{c_1, c_2, \dots, c_{n_v}\}$. We

Table 1: Examples of generated templates.

	Templates
1	Walk A_{mask} O_{mask} and stop on O_{mask} .
2	Head A_{mask} until you pass O_{mask} with O_{mask} the turn A_{mask} and wait by O_{mask} .
3	Walk past O_{mask} and to O_{mask} . Walk in O_{mask} and stop.
4	Turn A_{mask} and walk through O_{mask} . Exit O_{mask} , turn A_{mask} and walk A_{mask} O_{mask} . Stop in O_{mask} .
5	Go A_{mask} O_{mask} , and go A_{mask} . Take A_{mask} into O_{mask} . Stop behind O_{mask} .
6	Leave O_{mask} and go through O_{mask} . Walk towards O_{mask} to O_{mask} . Stand in O_{mask} .

full-fill the templates by the following rules: 1) if $n_v \geq l$, we randomly sample l captions and fill the O_{mask} in the template sequentially; 2) if $n_v < l$, we randomly sample the O_{mask} and use all the caption phrases to fill them. After filling phrases, we can identify which viewpoint $A_{mask,i}$ may appear since viewpoints of $O_{mask,j}$ near it are already known. For example, if the template is like ' $O_{mask,1}A_{mask,1}O_{mask,2}$ ' and captions of v_1 and v_2 are used to fill $O_{mask,1}$ and $O_{mask,2}$ respectively, then $A_{mask,1}$ is the sampled action between v_1 and v_2 . In this way, we use generated actionable verbs to full-fill the templates and get final instructions. By the above method, we can generate diverse instructions without human labeling.

3.3 Prompt-based Architecture

Prompt tuning has been found effective on many natural language understanding (NLU) tasks. Motivated by this, we introduce a prompt-based architecture to achieve fast adaptation on the self-exploration dataset (e.g., Conceptual Captions) and downstream tasks. The architecture is ViLBERT-like and equipped with a prompt encoder for prompt tuning.

Given an instruction-trajectory pair, the visual and textual features can be extracted by the visual encoder E_v and textual encoder E_x in ViLBERT respectively. Especially, the textual input has two parts: prompt sequence $\{p_1, \dots, p_n\}$ and word sequence $\{x_1, \dots, x_m\}$, where p and x indicate a pseudo prompt token and a word token of a generated instruction respectively. n and m represent lengths of the prompt sequence and word sequence respectively.

We embed prompt sequence by the prompt encoder E_p and embed word sequence by the textual encoder E_x as follows:

$$\begin{aligned} e_{p,1}, \dots, e_{p,n} &= E_p(p_1, \dots, p_n) \\ e_{x,1}, \dots, e_{x,m} &= E_x(x_1), \dots, E_x(x_m), \end{aligned} \quad (1)$$

where E_p is composed of a LSTM head followed

by a MLP head. Then the textual embedding is mapped to $e_t = \{e_{p,1}, \dots, e_{p,n}, e_{x,1}, \dots, e_{x,m}\}$, where $e_{p,1}, \dots, e_{p,n}$ are trainable embedding tensors and enable us to find better continuous prompts. Let e_v be denoted as visual embedding produced by visual encoder E_v . e_t and e_v are then passed to the co-attention transformer similar to ViLBERT. Then in the prompt tuning process, we only train E_p and fix the parameters of E_x for the language stream. For the vision stream, since the trajectory is represented as a sequence of panoramic image regions, which is different from VLMs pretrained on image-caption pairs, we also update the visual embedding during prompt tuning. The visual embedding contains image embedding and location embedding.

We sample hard negative paths based on distance in the environment for an instruction-trajectory pair, and the model is trained to choose the best path among them.

3.4 Downstream Tasks Adaptation

Our model can adapt to diverse downstream navigation tasks, including VLN, a step-by-step navigation task, and REVERIE, an object-oriented navigation task. In the step-by-step navigation task, our model receives an instruction sentence and navigates following the commands in the instruction sequentially. In the object navigation task, our model receives an object description and explores the house to find an object.

Also, our model can be adapted to both discriminative and generative navigation settings. In the discriminative setting, our model receives both an instruction and the observation sequence to represent a navigation trajectory and then output a score. In the generative setting, our model receives instruction and predicts actions sequentially.

Table 2: Comparison with previous methods in the generative setting on the R2R dataset.

	Val Seen				Val Unseen				Test Unseen			
	TL	NE↓	SR↑	SPL↑	TL	NE↓	SR↑	SPL↑	TL	NE↓	SR↑	SPL↑
Seq2Seq-SF	11.33	6.01	39	-	8.39	7.81	22	-	8.13	7.85	20	18
Speaker-Follower	-	3.36	66	-	-	6.62	35	-	14.82	6.62	35	28
PRESS	10.57	4.39	58	55	10.36	5.28	49	45	10.77	5.49	49	45
EnvDrop	11.00	3.99	62	59	10.70	5.22	52	48	11.66	5.23	51	47
PREVALENT	10.32	3.67	69	65	10.19	4.71	58	53	10.51	5.30	54	51
Rec (no init. OSCAR)	9.78	3.92	62	59	10.31	5.10	50	46	11.15	5.45	51	47
Rec (OSCAR)	10.79	3.11	71	67	11.86	4.29	59	53	12.34	4.59	57	53
Rec (PREVALENT)	11.13	2.90	72	68	12.01	3.93	63	57	12.35	4.09	63	57
Rec (ViLBERT)	11.16	2.54	75	71	12.44	4.20	60	54	-	-	-	-
Rec (VLN-BERT)	10.95	3.37	68	64	11.33	4.19	60	55	-	-	-	-
Rec (ProbES)	10.75	2.95	73	69	11.58	4.03	61	55	12.43	4.20	62	56

Table 3: Comparison with previous methods on navigation and object localization on the REVERIE dataset.

	Val Seen						Val Unseen						Test Unseen					
	Navigation OSR SPL TL				RGS	RGSPL	Navigation OSR SPL TL				RGS	RGSPL	Navigation OSR SPL TL				RGS	RGSPL
Seq2Seq-SF	29.59	35.70	24.01	12.88	18.97	14.96	4.20	8.07	2.84	11.07	2.16	1.63	3.99	6.88	3.09	10.89	2.00	1.58
RCM	23.33	29.44	21.82	10.70	16.23	15.36	9.29	14.23	6.97	11.98	4.89	3.89	7.84	11.68	6.67	10.60	3.67	3.14
SMNA	41.25	43.29	39.61	7.54	30.07	28.98	8.15	11.28	6.44	9.07	4.54	3.61	5.80	8.39	4.53	9.23	3.10	2.39
FAST-MATTN	50.53	55.17	45.50	16.35	31.97	29.66	14.40	28.20	7.19	45.28	7.84	4.67	19.88	30.63	11.61	39.05	11.28	6.08
Rec (OSCAR)	39.85	41.32	35.86	12.85	24.46	22.28	25.53	27.66	21.06	14.35	14.20	12.00	24.62	26.67	19.48	14.88	12.65	10.00
Rec (ViLBERT)	43.64	45.61	37.86	15.75	31.69	27.58	24.57	29.91	19.81	17.83	15.14	12.15	22.17	25.51	17.28	18.22	12.87	10.00
Rec (VLN-BERT)	41.11	42.87	35.55	15.62	28.39	24.99	25.53	29.42	20.51	16.94	16.42	13.29	23.57	26.83	18.73	17.63	14.24	11.63
Rec (ProbES)	46.52	48.49	42.44	13.59	33.66	30.86	27.63	33.23	22.75	18.00	16.84	13.94	24.97	28.23	20.12	17.43	15.11	12.32

4 Experiments

4.1 Experimental Setup

We experiment with our proposed ProbES on two downstream tasks: goal-oriented navigation task (R2R (Anderson et al., 2018)), and object-oriented navigation task (REVERIE (Qi et al., 2020)). ProbES can be easily applied to discriminative and generative models for these two tasks.

Evaluation Metrics A large number of metrics are used to evaluate models in VLN, such as Trajectory Length (TL), the trajectory length in meters, Navigation Error (NE), the navigation error in meters, Oracle Success Rate (OR), the rate if the agent successfully stops at the closest point, Success Rate (SR), the success rate of reaching the goal, and Success rate weighted by (normalized inverse) Path Length (SPL) (Anderson et al., 2018). VLN task regard SR and SPL as the primary metric, and the REVERIE task regard RGS and RGSPL as the primary metric.

Implementation Details Our training process is divided into two steps: Firstly, we pretrain our model on our generated self-exploration training set with prompt tuning for only 10 epochs. After that, we adapt our model to the downstream discriminative VLN task with only ranking loss for 20 epochs. The batch size is set as 64 and the learn-

Table 4: Results by comparing ProbES with VLN-BERT in discriminative setting.

	Val Unseen				
	TL	NE↓	OSR↑	SR↑	SPL↑
VLN-BERT	9.60	4.10	69.22	59.26	55
ProbES	9.50	4.05	68.24	60.28	56

ing rate is 4×10^{-5} . The generative navigation settings are the same as Recurrent VLN-BERT on both R2R and REVERIE. During pretraining, we use ProbES to 50k instruction-trajectory pairs. We use 32 NVIDIA V100 GPUs for pretraining and 8 GPUs for adaptation. Experiments with generative settings are conducted on a V100 GPU.

4.2 Comparison to state-of-the-art Methods

In this section, we compare our model with previous state-of-the-art methods. We compare the ProbES with two baselines (ViLBERT and VLN-BERT built on Recurrent VLN-Bert) and five other methods. A brief description of previous models is as followed: 1) Seq2Seq: A sequence to sequence model reported in (Anderson et al., 2018); 2) Speaker-Follower (Fried et al., 2018): a method introduces a data augmentation approach and panoramic action space; 3) PRESS (Li et al., 2019): a conventional fine-tuning method with stochastic instruction sampling; 4) EnvDrop (Tan

et al., 2019): a method augment data with environmental dropout; 5) Recurrent VLN-Bert (Hong et al., 2021) on three different settings: OSCAR and ViLBERT pretrained on out-of-domain data, VLN-BERT pretrained on R2R. We compare the models on three splits in the R2R dataset: validation seen house, validation unseen house, and testing (where the houses are also unseen). We also compare ProbES with Seq2Seq, RCM (Wang et al., 2019), SMNA (Ma et al., 2019), FAST-MATTN (Qi et al., 2020), Recurrent VLN-Bert (Hong et al., 2021) on OSCAR on REVERIE dataset.

Results on R2R We compare ProbES with previous state-of-the-art methods on the R2R dataset in the generative setting, which predicts actions sequentially, as shown in Table 2. In the validation seen split, compared to VLN-BERT under the same setting, our ProbES achieves 5% improvement on SR and 5% improvement on SPL. In the validation unseen split, we achieve 1% improvement on SR compared to VLN-BERT. In the testing split, ProbES shows competitive results. Note that the PREVALENT backbone is pretrained on an in-domain R2R dataset with scene features and fine-tuned with an additional action prediction task in a generative setting while ProbES does not use labeled R2R data or augmented data generated by speaker (Fried et al., 2018).

Results in Discriminative Setting We compare ProbES with VLN-BERT in the discriminative setting, which outputs scores for instruction-trajectory pairs, as in Table 4. In the validation unseen split, our method outperforms VLN-BERT, which indicates ProbES is able to improve the generalization ability for unseen scenes.

Results on REVERIE We compare ProbES with previous state-of-the-art methods on the REVERIE dataset, as shown in Table 3. In the validation unseen split, we achieve 0.42% improvement on RGS and 0.65% improvement on RGSPL. In the testing split, ProbES achieves 0.87% improvement on RGS and 0.69% improvement on RGSPL. We can see that ProbES benefits from prompt tuning with our generated instruction-trajectory pairs.

4.3 Ablation Study

Ablation of Learning Strategies. In Table 5, we ablate the performance gains from different learning strategies. PT and FT represent prompt tuning and fine-tuning respectively. Mask and Rank stand for masked multi-modal modeling loss and

Table 5: Ablation of different modules during pretraining and finetuning.

	Our data			R2R		SR on Val	
	PT	FT	Mask	Mask	Rank	Seen	Unseen
1	-	-	-	-	✓	55.4	39.5
2	-	-	-	✓	✓	70.2	59.3
3	-	-	✓	-	✓	69.1	57.9
3	-	✓	-	-	✓	68.7	59.0
4	✓	-	-	-	✓	68.4	60.3

the ranking loss for path-selection task. We regard the model finetuned by ranking loss as our baseline.

The masked multi-modal modeling loss on our data and R2R data are able to improve the performance. And finetuning on our data is able to improve generalization ability since the success rate in the validation unseen split gets 1.1% improvement and achieves 59.0%. At last, we discover that pre-training on our data with prompt tuning improves the baseline performance by 20.8% in the validation unseen split, achieving the best performance. Our model outperforms the model fine-tuned on R2R dataset by 1.1% in unseen split, indicating that ProbES improves the generalization ability of the navigation model.

Ablation of Instruction Generation. Table 6 introduces comprehensive ablation experiments showing the impact of key steps in the strategy of generating instructions, and the experiments are performed in the baseline model: IL+RL from EnvDrop (Tan et al., 2019). Class indicates classes we use to feed into CLIP. M and P/O represent classes from Matterport and Place365/Objects365 datasets respectively. $G_{Template}$ denotes the strategy used to generate templates. ‘ours’ denote the strategy shown in Sec 3.2. For $S_{Template}$, ‘random’ and ‘match’ indicate sampling a template randomly and choosing a template with the same number of masks as the number of viewpoints.

As shown in Table 6, randomly selecting template without considering the number of masked tokens degrades the performance and introduces more noise in the data. Results show that equipped with our generated data (Row 3) improves the performance by a large margin. The model of using the rooms and objects from Places365 (Zhou et al., 2017) and Objects365 (Shao et al., 2019) (Row 4) performs worse than which uses the rooms and objects from Matterport. We infer from that Places365 and Objects365 contain many outdoor scenes and objects which are not suitable for VLN.

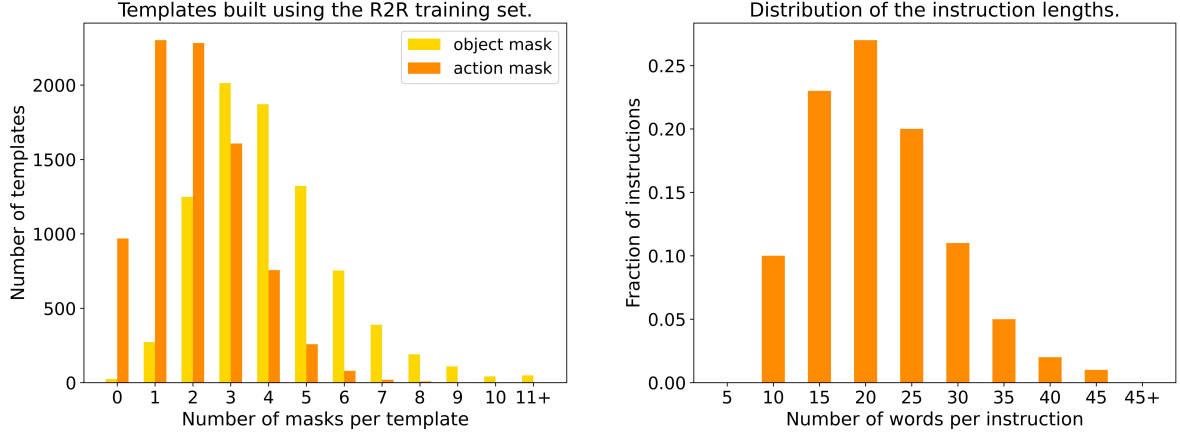


Figure 3: Statistical analysis of generated instructions.

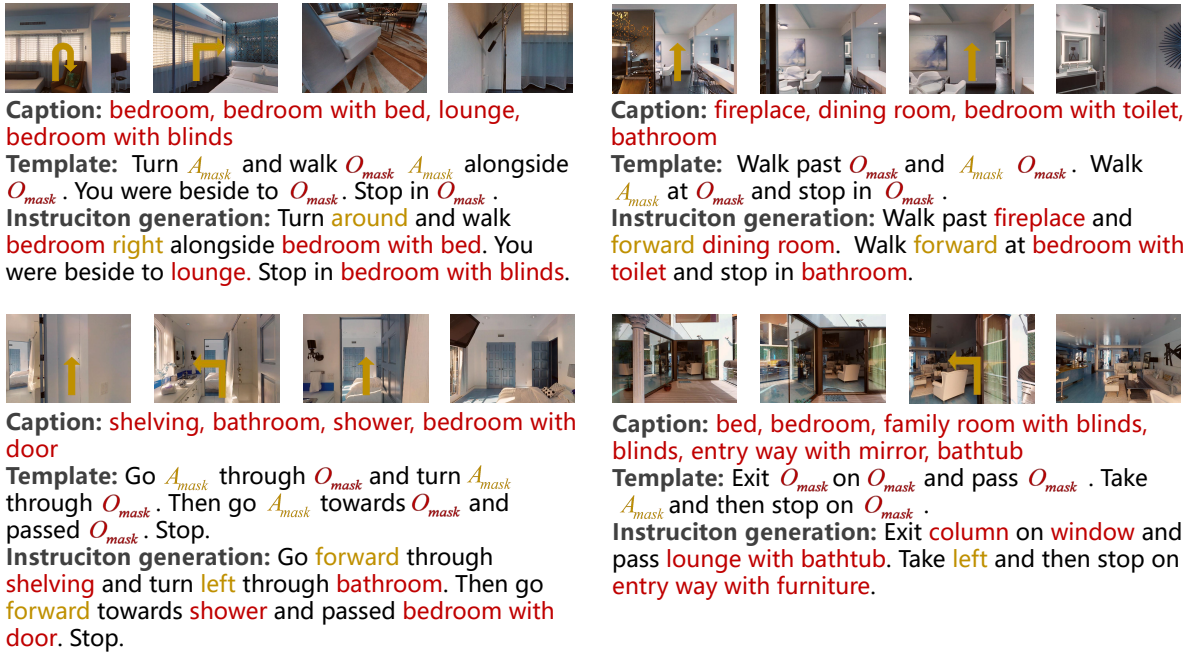


Figure 4: Visualization of instructions generated with templates.

Table 6: Comparison of different strategies during generating instructions.

	Class		$G_{Template}$ ours	$S_{Instruction}$		SR on Val	
	M	P/O		random	match	Seen	Unseen
1	-	-	-	-	-	55.3	46.5
2	✓	-	✓	✓	-	59.8	49.4
3	✓	-	✓	-	✓	60.5	50.7
4	-	✓	✓	✓	-	59.8	48.9

4.4 Qualitative Analysis

Visualization of Data Distribution Figure 3 presents a statistical analysis of our generated instructions. We can see from the left figure that the number of object masks are larger than that of action masks, indicating that instructions contain more rich information generated by CLIP from sampled observations. The right figure shows the distribution of the instruction lengths. The lengths

of most of the instructions range from 10 to 30, which matches the R2R dataset. The easy samples and hard samples in our generated instructions are balanced.

Visualization of Trajectory-instruction pairs

Here we provide visualization of the data generated by ProbES. Figure 4 shows the instruction-trajectory samples generated with our strategy. For each sample, we visualize observations of the trajectory, captions generated with CLIP, the selected template, and the final instruction generated by ProbES. Generated object classes fit observed scenes well, thus we can infer that CLIP is able to extract key information from the observation. Also, our method can select a suitable template and generate diverse instructions that describe observations of trajectories correctly. The length of our

generated instruction ranges from 1 to 3 sentences, which matches the data distribution of the R2R dataset.

5 Conclusion

In this work, we first introduce an effective way to generate in-domain data for pretraining the VLN model: leveraging a large pretrained CLIP model to generate captions for each viewpoint and sampling actions in the environment. Experiments show that the domain gap between pretraining data and VLN tasks can be mitigated. We also propose a prompt-based architecture, which introduces prompt tuning to adapt the pretrained model fastly. Our proposed ProbES achieves better results compared to baseline on both R2R and REVERIE datasets, and ablations show the contribution of each module and the effectiveness of the generated data.

Acknowledgement

This work was supported in part by National Natural Science Foundation of China (NSFC) No.61976233, Guangdong Province Basic and Applied Basic Research (Regional Joint Fund-Key) Grant No.2019B1515120039, Guangdong Outstanding Youth Fund (Grant No. 2021B1515020061), Shenzhen Fundamental Research Program (Project No. RCYX20200714114642083, No. JCYJ20190807154211365) and CAAI-Huawei MindSpore Open Fund. We thank MindSpore for the partial support of this work, which is a new deep learning computing framework[†], and supported by Guangdong Provincial Key Laboratory of Fire Science and Intelligent Emergency Technology, Guangzhou 510006, China.

References

- Chris Alberti, Jeffrey Ling, Michael Collins, and David Reitter. 2019. Fusion of detected objects in text for visual question answering. In *EMNLP-IJCNLP*, pages 2131–2140.
- Peter Anderson, Angel X. Chang, Devendra Singh Chaplot, Alexey Dosovitskiy, Saurabh Gupta, Vladlen Koltun, Jana Kosecka, Jitendra Malik, Roozbeh Mottaghi, Manolis Savva, and Amir Roshan Zamir. 2018. On evaluation of embodied navigation agents. *arXiv preprint arXiv:1807.06757*.
- Peter Anderson, Qi Wu, Damien Teney, Jake Bruce, Mark Johnson, Niko Sünderhauf, Ian Reid, Stephen Gould, and Anton Van Den Hengel. 2018. Vision-and-language navigation: Interpreting visually-grounded navigation instructions in real environments. In *CVPR*, pages 3674–3683.
- Tom B. Brown, Benjamin Mann, Nick Ryder, Melanie Subbiah, Jared Kaplan, Prafulla Dhariwal, Arvind Neelakantan, Pranav Shyam, Girish Sastry, Amanda Askell, Sandhini Agarwal, Ariel Herbert-Voss, Gretchen Krueger, Tom Henighan, Rewon Child, Aditya Ramesh, Daniel M. Ziegler, Jeffrey Wu, Clemens Winter, Christopher Hesse, Mark Chen, Eric Sigler, Mateusz Litwin, Scott Gray, Benjamin Chess, Jack Clark, Christopher Berner, Sam McCandlish, Alec Radford, Ilya Sutskever, and Dario Amodei. 2020. Language models are few-shot learners. In *NeurIPS*, volume 33, pages 1877–1901.
- Angel Chang, Angela Dai, Thomas Funkhouser, Maciej Halber, Matthias Niebner, Manolis Savva, Shuran Song, Andy Zeng, and Yinda Zhang. 2017. Matterport3d: Learning from rgb-d data in indoor environments. In *3DV*, pages 667–676.
- Yen-Chun Chen, Linjie Li, Licheng Yu, Ahmed El Kholy, Faisal Ahmed, Zhe Gan, Yu Cheng, and Jingjing Liu. 2020. Uniter: Universal image-text representation learning. In *ECCV*, pages 104–120.
- Jacob Devlin, Ming-Wei Chang, Kenton Lee, and Kristina Toutanova. 2018. Bert: Pre-training of deep bidirectional transformers for language understanding. *arXiv preprint arXiv:1810.04805*.
- Daniel Fried, Ronghang Hu, Volkan Cirik, Anna Rohrbach, Jacob Andreas, Louis-Philippe Morency, Taylor Berg-Kirkpatrick, Kate Saenko, Dan Klein, and Trevor Darrell. 2018. Speaker-follower models for vision-and-language navigation. In *NeurIPS*, volume 31, pages 3314–3325.
- Pierre-Louis Guhur, Makarand Tapaswi, Shizhe Chen, Ivan Laptev, and Cordelia Schmid. 2021. Airbert: In-domain pretraining for vision-and-language navigation. In *ICCV*, pages 1634–1643.
- Karen Hambardzumyan, Hrant Khachatrian, and Jonathan May. 2021. Warp: Word-level adversarial reprogramming. *arXiv preprint arXiv:2101.00121*.
- Xu Han, Weilin Zhao, Ning Ding, Zhiyuan Liu, and Maosong Sun. 2021. Ptr: Prompt tuning with rules for text classification. *arXiv preprint arXiv:2105.11259*.
- Weituo Hao, Chunyuan Li, Xiujun Li, Lawrence Carin, and Jianfeng Gao. 2020. Towards learning a generic agent for vision-and-language navigation via pre-training. In *CVPR*, pages 13137–13146.
- Yicong Hong, Qi Wu, Yuankai Qi, Cristian Rodriguez-Opazo, and Stephen Gould. 2021. Vln bert: A recurrent vision-and-language bert for navigation. In *CVPR*, pages 1643–1653.

[†]<https://www.mindspore.cn/>

- Haoshuo Huang, Vihan Jain, Harsh Mehta, Alexander Ku, Gabriel Magalhaes, Jason Baldridge, and Eugene Ie. 2019. Transferable representation learning in vision-and-language navigation. In *ICCV*, pages 7404–7413.
- Gen Li, Nan Duan, Yuejian Fang, Ming Gong, and Daxin Jiang. 2020a. Unicoder-vl: A universal encoder for vision and language by cross-modal pre-training. In *AAAI*, volume 34, pages 11336–11344.
- Liunian Harold Li, Mark Yatskar, Da Yin, Cho-Jui Hsieh, and Kai-Wei Chang. 2019. Visualbert: A simple and performant baseline for vision and language. *arXiv preprint arXiv:1908.03557*.
- Xiang Lisa Li and Percy Liang. 2021. Prefix-tuning: Optimizing continuous prompts for generation. *arXiv preprint arXiv:2101.00190*.
- Xiujun Li, Chunyuan Li, Qiaolin Xia, Yonatan Bisk, Asli Celikyilmaz, Jianfeng Gao, Noah A. Smith, and Yejin Choi. 2019. Robust navigation with language pretraining and stochastic sampling. In *EMNLP-IJCNLP*, pages 1494–1499.
- Xiujun Li, Xi Yin, Chunyuan Li, Pengchuan Zhang, Xiaowei Hu, Lei Zhang, Lijuan Wang, Houdong Hu, Li Dong, Furu Wei, et al. 2020b. Oscar: Object-semantics aligned pre-training for vision-language tasks. In *ECCV*, pages 121–137.
- Xiwen Liang, Fengda Zhu, Yi Zhu, Bingqian Lin, Bing Wang, and Xiaodan Liang. 2021. Contrastive instruction-trajectory learning for vision-language navigation. *arXiv preprint arXiv:2112.04138*.
- Chong Liu, Fengda Zhu, Xiaojun Chang, Xiaodan Liang, Zongyuan Ge, and Yi-Dong Shen. 2021a. Vision-language navigation with random environmental mixup. In *ICCV*, pages 1644–1654.
- Xiao Liu, Kaixuan Ji, Yicheng Fu, Zhengxiao Du, Zhilin Yang, and Jie Tang. 2021b. P-tuning v2: Prompt tuning can be comparable to fine-tuning universally across scales and tasks. *arXiv preprint arXiv:2110.07602*.
- Xiao Liu, Yanan Zheng, Zhengxiao Du, Ming Ding, Yujie Qian, Zhilin Yang, and Jie Tang. 2021c. Gpt understands, too. *arXiv preprint arXiv:2103.10385*.
- Jiasen Lu, Dhruv Batra, Devi Parikh, and Stefan Lee. 2019. Vilbert: Pretraining task-agnostic visiolinguistic representations for vision-and-language tasks. *arXiv preprint arXiv:1908.02265*.
- Chih-Yao Ma, Jiasen Lu, Zuxuan Wu, Ghassan Al-Regib, Zsolt Kira, Richard Socher, and Caiming Xiong. 2019. Self-monitoring navigation agent via auxiliary progress estimation. *arXiv preprint arXiv:1901.03035*.
- Arjun Majumdar, Ayush Shrivastava, Stefan Lee, Peter Anderson, Devi Parikh, and Dhruv Batra. 2020. Improving vision-and-language navigation with image-text pairs from the web. In *ECCV*, pages 259–274.
- Yuankai Qi, Qi Wu, Peter Anderson, Xin Wang, William Yang Wang, Chunhua Shen, and Anton van den Hengel. 2020. Reverie: Remote embodied visual referring expression in real indoor environments. In *CVPR*, pages 9982–9991.
- Guanghui Qin and Jason Eisner. 2021. Learning how to ask: Querying lms with mixtures of soft prompts. *arXiv preprint arXiv:2104.06599*.
- Alec Radford, Jong Wook Kim, Chris Hallacy, Aditya Ramesh, Gabriel Goh, Sandhini Agarwal, Girish Sastry, Amanda Askell, Pamela Mishkin, Jack Clark, Gretchen Krueger, and Ilya Sutskever. 2021. Learning transferable visual models from natural language supervision. In *ICML*, pages 8748–8763.
- Shuai Shao, Zeming Li, Tianyuan Zhang, Chao Peng, Gang Yu, Xiangyu Zhang, Jing Li, and Jian Sun. 2019. Objects365: A large-scale, high-quality dataset for object detection. In *ICCV*, pages 8429–8438.
- Piyush Sharma, Nan Ding, Sebastian Goodman, and Radu Soricut. 2018. Conceptual captions: A cleaned, hypernymed, image alt-text dataset for automatic image captioning. In *ACL*, pages 2556–2565.
- Taylor Shin, Yasaman Razeghi, Robert L Logan IV, Eric Wallace, and Sameer Singh. 2020. Autoprompt: Eliciting knowledge from language models with automatically generated prompts. *arXiv preprint arXiv:2010.15980*.
- Weijie Su, Xizhou Zhu, Yue Cao, Bin Li, Lewei Lu, Furu Wei, and Jifeng Dai. 2019. Vi-bert: Pre-training of generic visual-linguistic representations. *arXiv preprint arXiv:1908.08530*.
- Fan-Keng Sun and Cheng-I Lai. 2020. Conditioned natural language generation using only unconditioned language model: An exploration. *arXiv preprint arXiv:2011.07347*.
- Hao Tan and Mohit Bansal. 2019. Lxmert: Learning cross-modality encoder representations from transformers. *arXiv preprint arXiv:1908.07490*.
- Hao Tan, Licheng Yu, and Mohit Bansal. 2019. Learning to navigate unseen environments: Back translation with environmental dropout. *arXiv preprint arXiv:1904.04195*.
- Hu Wang, Qi Wu, and Chunhua Shen. 2020. Soft expert reward learning for vision-and-language navigation. In *ECCV*, pages 126–141.
- Xin Wang, Qiuyuan Huang, Asli Celikyilmaz, Jianfeng Gao, Dinghan Shen, Yuan-Fang Wang, William Yang Wang, and Lei Zhang. 2019. Reinforced cross-modal matching and self-supervised imitation learning for vision-language navigation. In *CVPR*, pages 6629–6638.
- Zexuan Zhong, Dan Friedman, and Danqi Chen. 2021. Factual probing is [mask]: Learning vs. learning to recall. *arXiv preprint arXiv:2104.05240*.

- Bolei Zhou, Agata Lapedriza, Aditya Khosla, Aude Oliva, and Antonio Torralba. 2017. Places: A 10 million image database for scene recognition. *PAMI*.
- Luowei Zhou, Hamid Palangi, Lei Zhang, Houdong Hu, Jason Corso, and Jianfeng Gao. 2020. Unified vision-language pre-training for image captioning and vqa. In *AAAI*, volume 34, pages 13041–13049.
- Fengda Zhu, Xiwen Liang, Yi Zhu, Qizhi Yu, Xiaojun Chang, and Xiaodan Liang. 2021. Soon: scenario oriented object navigation with graph-based exploration. In *CVPR*, pages 12689–12699.
- Fengda Zhu, Yi Zhu, Xiaojun Chang, and Xiaodan Liang. 2020. Vision-language navigation with self-supervised auxiliary reasoning tasks. In *CVPR*, pages 10012–10022.

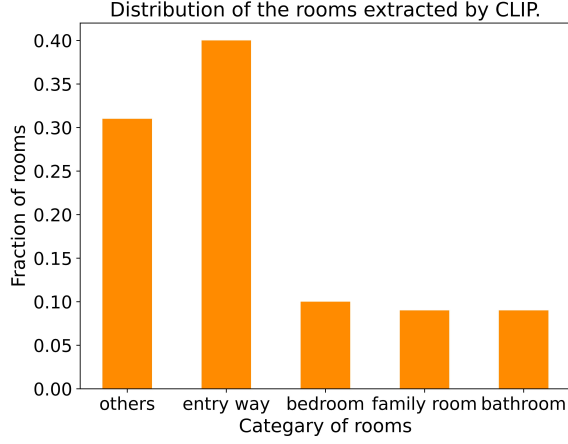


Figure 5: Statistical analysis of generated instructions.

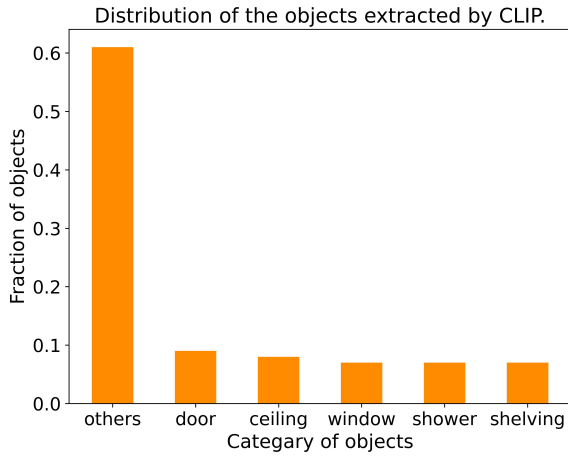


Figure 6: Statistical analysis of generated instructions.

A Appendix

In the Appendix, we present additional statistics and examples of our generated data. Then we discuss implementation details of prompt-based architecture.

A.1 Dataset Details

Additional Statistics As shown in Figure 5 and Figure 6, we summarise rooms and objects detected by CLIP in viewpoints of sampled trajectories. These rooms and objects appear in the indoor environment commonly, indicating the accuracy of the CLIP model.

Visualization of Captions We visualize generated captions for sampled viewpoints in Figure 7. We infer from the figure that the CLIP can identify scenes and prominent objects accurately. Our generated captions contain rich visual information, which improves the image-text alignment ability of the model.

Visualization of More Examples More examples

of sampled trajectories and the corresponding generated instructions are shown in Figure 10 and Figure 11, which implies that our method can generate scenario-specific instructions automatically.

A.2 Architecture Details

We present implementation details of our proposed prompt-based architecture for both prompt tuning in the discriminative setting and finetuning in the generative setting, respectively.

A.2.1 Prompt-based Pretraining

As shown in Figure 8, the model is composed of a prompt encoder and a ViLBERT-like architecture. The prompt encoder consists of a bidirectional long-short term memory network (LSTM) and a ReLU activated two-layer multilayer perceptron (MLP). The output of the prompt encoder is prepended to the textual embedding. The ViLBERT-like architecture is similar to that of VLN-BERT. We choose ranking loss for the prompt tuning.

A.2.2 Finetuning in Generative Setting

As shown in Figure 9, the generative setting is similar to Recurrent VLN-BERT. Unlike Recurrent VLN-BERT, we introduce the prompt encoder, whose architecture is the same as the pretraining phase. During finetuning, the whole model is unfixed to achieve better results.

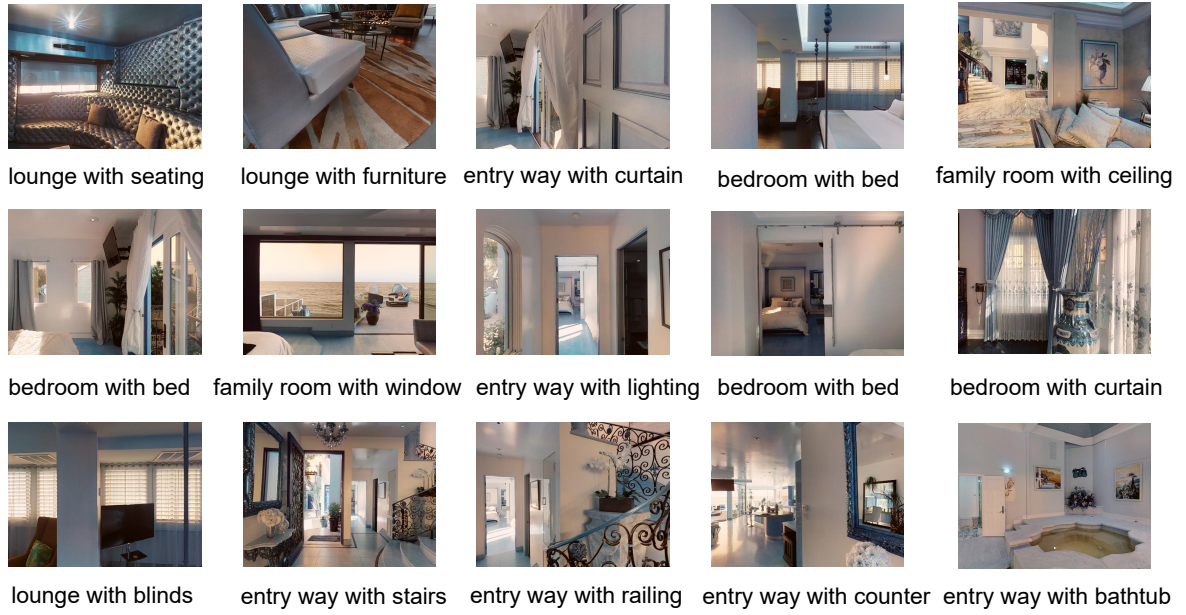


Figure 7: Visualization of Captions.

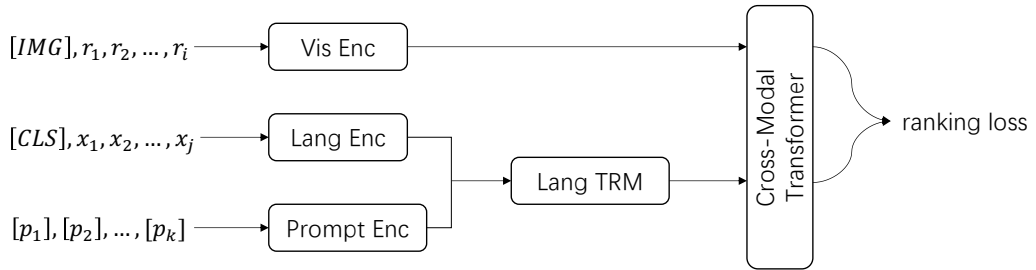


Figure 8: Prompt tuning in discriminative setting.

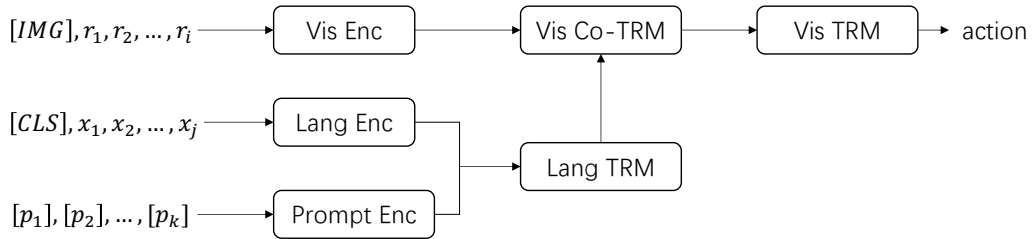
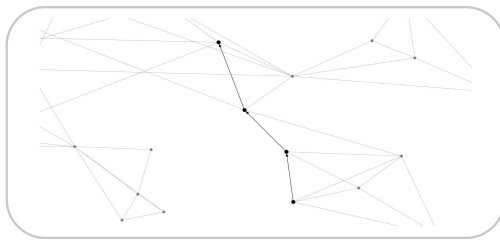


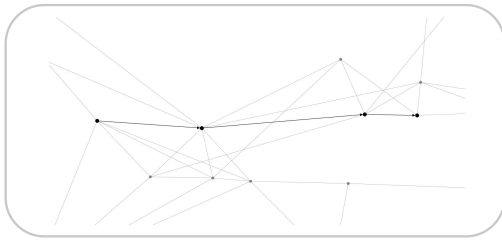
Figure 9: Finetuning in generative setting.



Walk past **family room** with **mirror** on your **left**, walk to **dining room with mirror**, wait at **dining room**.



Figure 10: Visualization of a trajectory-instruction sample generated by ProbES.



Walk **right**, then turn **right** and exit **entry way**. Walk toward **family room**. Stop and wait by **entry way**.




Figure 11: Visualization of a trajectory-instruction sample generated by ProbES.