

Towards Flexible Anonymous Networks

Florentin Rochet and Tariq Elahi

University of Namur (florentin.rochet@unamur.be), University of Edinburgh (t.elahi@ed.ac.uk)

Abstract—Anonymous Communication designs such as Tor build their security upon distributing the trust in many volunteers running relays in many locations globally. In practice, it leads to a heterogeneous network in which many versions of the same Tor software exist, with a different set of protocol features. Because of the heterogeneous aspect of the network, the maintainers employ *forward-compatible* protocol design strategies to maintain network extensibility. These strategies aim to guarantee that different versions of the Tor software interact without unrecoverable errors. In this work, we cast the protocol tolerance enabled with forward-compatible protocol considerations as a fundamental security issue. Despite being beneficial for the developers, we argue that protocol tolerance is the cause of many strong attacks against Tor in the past fifteen years.

To address this issue, we propose FAN for Flexible Anonymous Network, a new software architecture for volunteer-based distributed networks that shifts the dependence away from protocol tolerance without losing the ability for the developers to ensure the continuous evolution of their software. We realize an implementation, evaluate the overheads and, experiment with several of FAN’s benefits to defend against a severe attack still applicable to Tor today.

I. INTRODUCTION

It is no small marvel that the Internet, a system composed of millions of heterogeneous devices spanning the globe all connected together as a networked whole, exists at all. A key component of this engineering achievement is the set of heuristic guidelines and good practices [7], [42] that have emerged through concentrated efforts of international bodies/groups (e.g. IETF) as the Internet has evolved and matured. However, these same guidelines that have done so much good can also be, as argued by others as well [53], [48], the source of security and privacy issues. In this paper, we focus on a foundational heuristic for protocol extensibility designs: the Robustness Principle, attributed to Jon Postel [42] and also called Postel’s Law, and the security and privacy implications on anonymous communication networks (ACNs), such as Tor [13]. We propose flexible anonymous networking (FAN), a novel engineering paradigm for anonymous communication networks that maintains the benefits for extensibility obtained from the robustness principle while mitigating its security and privacy downsides that are prevalent in ACNs today.

The Robustness Principle, as expressed in connection with the standardization of the TCP/IP protocols [42], a cornerstone of the Internet, is stated as: “Be conservative in what you do, be liberal in what you accept from others”. This principle, buoyed by the success of TCP/IP, has become accepted good practice for subsequent protocol design. Fundamentally, it advises protocol designs to tolerate, without failing, unexpected messages. From a systems engineering perspective,

this law enables protocols to be *forward compatible* and sustain *extensible* protocol designs. Protocols that are forward compatible allow processing messages from future versions of the same software, where there may be parts that the now older version does not know how to process and still perform correctly. The application of the Robustness principle has had a considerable beneficial effect on implementation, maintenance, and deployment of protocol features, making compatibility straightforward between multiple protocol versions. When the TCP/IP protocols were being designed, and the Robustness principle was established, it was difficult to foresee the security and privacy implications and the extent of what the Internet would eventually become.

The Tor routing protocol also implements the Robustness principle when processing data and control information since its earliest design in the early 2000s. Indeed, robustness is crucial in a distributed and volunteer-based network composed of nodes running many different versions of the Tor routing protocol. Nodes running older versions of the codebase must tolerate messages with extra or updated data formats from nodes running the latest version. Note, however, that the Tor project is researching methods to enable extensibility using protocol negotiation instead. However, protocol negotiation has the severe drawback of imposing periodic global exclusions of relays that no longer meet the minimum protocol version requirements. Recent exclusions [39], [38] have put at risk almost 10% of relays of being ejected from the network, and the Tor project is questioning their approach to the problem [28]. At the time of writing, the Tor routing protocol supports some degree of protocol negotiation and implements the Robustness principle as well. Rochet and Pereira [48] showed that, as a *threat vector*, the protocol tolerance could be exploited to convey information between malicious relays that easily defeat the anonymity enabled by Tor’s incremental circuit design. Other researchers have also unknowingly exploited this threat vector, such as fast and reliable Onion Service’s Guard discovery [41], [6], [48] or efficient Denial of Service [24], [25]. Furthermore, a real-world attack sponsored by a state agency has been observed in the Tor network using the same threat vector [54], [11]. Altogether, these developments raise awareness of the role this principle plays in efficiently and reliably implementing well-known theoretical attacks, like end-to-end traffic confirmation.

We cast the Robustness principle, and engineered tolerance in protocols, as a “double-edged sword” that captures both the usefulness of forward compatibility and extensibility and the potential for security and privacy risks that it enables. FAN aims to change how we design and implement ACNs by

shifting the dependence away from protocol tolerance without losing benefits of the Robustness.

Our contributions are (in order of appearance):

1) Guided by previous work [48], we trace the history of recent significant vulnerabilities in Tor and shed light on the inherent tension between allowing system designers enough latitude to create a maintainable network and limiting the surface area for the adversary to leverage (Section III).

2) The Flexible Anonymous Networking (FAN) methodology that builds on a new programming paradigm and execution model to address the risks inherent to protocol robustness. FAN’s unique properties allow developers to globally re-program the members for the network (Section IV). It supports the network’s extensibility through network-wide re-programming instead of built-in protocol tolerance. Hence, eliminating a common vector of attacks in practice against anonymous communication. To address governance issues linked to this new capability, we require and propose a FAN Plugin Transparency mechanism to allow relay operators to transparently audit the issuance process (Section III&IV).

3) An implementation instance of the FAN methodology applied to the Tor codebase to FANify it (Section V). FAN network-wide re-programming is independent of the system on which the node is running, and can be performed on unattended relays.

4) A case study of our FAN instance applied to defending Tor against the Dropmark attack [48], where we implement and evaluate a FAN-enabled defense against a powerful attack on Tor that is relevant today. We argue that efficiently and provably defending against the Dropmark is infeasible without the FAN’s specific properties. That is, we implement and confirm theoretical advantages that the FAN methodology is expected to bring in a real-world setting (Section VII).

II. BACKGROUND

A. Volunteer-run Distributed Network

Tor is an example of an anonymous communication network where its security and users’ privacy depends on distributed trust, which it achieves through the currently ≈ 7000 *volunteer-run* network relays for its operation. Core to its design is the notion of extendable circuits that are built from user to destination, routed over three non-colluding intermediate relays, using onion-routing. The Tor network depends on a *number* of protocols to enable circuit creation, usage, and management. Tor has been shown to be susceptible to tagging [13], [16], timing [9], [51], [30], [5], [33], [8], [35], [34], watermarking [19], [17], [18], [48], and fingerprinting attacks [32], [3]. These attacks aim to link together two communicating parties or link a particular activity to a network user. The Tor design, including its protocols, is actively updated to address these attacks and mitigate their effectiveness. Indeed, there is an arms race between the attackers and the Tor developers. It results in a growing complexity to the Tor design and codebase as holes are found and fixed.

To further complicate the problem, new versions of the Tor protocol are adopted by relay operators according to their own

discretion. For example, the current Tor network consists of relays running six major Tor versions, the oldest released in June 2018 [44]. This fact forces the Tor developers to adopt techniques to build tolerance within their protocol design and features, in an attempt to avoid issues through time.

B. Negotiation Instead of Robustness

Initially Tor’s protocol was fully Postel compliant. Recently, the Tor project introduced protocol negotiation but the Tor routing protocol is still tolerant to unexpected messages to enable new features in the future that do not match any current functionality. Without tolerance to unexpected messages or protocol negotiation, new features may not be released. This can be problematic in the case of systems where new features often provide critical security or anonymity enhancements for users. Protocol negotiation is a step forward, but does not entirely solve the issue and introduces downsides.

Indeed, protocol negotiation leads to End-of-Life cycles, in which relays running software versions that are no longer supported are rejected from the network, even when their contribution is meaningful in terms of bandwidth or specific security attributes (e.g., location diversity). Finding the right amount of flexibility and restricting the adversary’s playground is a difficult challenge, one that this paper aims to address.

C. eBPF, LLVM and JIT Compilation

Our solution reconciles protocol tolerance and its potential risks by developing a novel architecture to secure distributed networks. This architecture takes advantage of recent progress in language programming and compilers, such as simplification of compiling C or Rust code to machine-independent RISC instruction sets. eBPF [55] (also called BPF) is one of them and mainly known for being used in the Linux Kernel to improve the kernel’s flexibility to specific needs. It was first proposed in the Linux kernel in the late 90s (ver. 2.1.75), then evolved to eBPF (ver. 3.17) and revolutionized the interaction between the userspace and the kernel space. The kernel added a JIT compiler to handle BPF bytecode more efficiently and exposed a brand new interface to the user space. eBPF programs can be hooked in specific places within the kernel and run code ranging from simple monitoring to new congestion control mechanisms.

Fundamentally, eBPF is a *general-purpose* RISC instruction set and independent to the Linux Kernel. One can write programs in a subset of C and compile to the BPF architecture using the LLVM [29], [52] clang frontend and LLVM backend to obtain a BPF program. This BPF program contains bytecode instructions matching the BPF Virtual Machine, and can be either interpreted or compiled once more to native opcodes. This process of compiling or translating from the BPF bytecode to native opcodes is called JIT (Just-In-Time) compilation, and it elegantly provides code portability and efficiency. eBPF programs execute within the same process as their caller and adhere to the host’s OS security model. To isolate further the eBPF program from its caller, sandboxing its execution is possible, as we describe in Section V.

III. ROBUSTNESS: A BLESSING AND A CURSE

We trace several recent examples of protocol tolerance in action that led to critical attacks against anonymity or availability of the Tor network, allowing us to argue that it is a systemic problem; a contention between engineers that try to ensure the continuous evolution of their protocol design and adversaries taking advantage of the “freedom” built into the design.

An Illustration: Extending Tor Circuits: The current three-hop default for Tor circuits is a trade-off between performance and anonymity. However, this default is not hard-coded, and circuits of other lengths are possible. This design choice to parameterize the default allows it to be easily changed when needed. However, because path length was not restricted, this allowed researchers to discover a practical congestion attack [15] using infinite hops with the same relay selected multiple times in a Tor circuit. The Tor project introduced the new `RELAY_EARLY` cell type to mitigate this attack [12], while maintaining protocol tolerance. Unfortunately, three years later in 2014, this mitigation enabled a state-level agency to exploit the still present protocol malleability to correlate traffic with absolute certainty that reliably broke Tor’s anonymity [54], [11]. The Tor protocol was then made more *conservative* (commit `68a2e4ca4baa5`) to prevent tolerance abuse of the new cell type.

Moreover, deploying the new `RELAY_EARLY` cell type required backward compatibility with relays that have not yet updated to the latest version of the protocol, and were still susceptible to the congestion attack. A tension exists between the desire to quickly close an attack vector while also retaining most of the relays in the network. A grace period allows maximizing the number of updated relays before making the version mandatory and evicting out-of-date relays. In this case, it took three years from proposal to implementation (version 0.2.1.3-alpha) and another year to full deployment (commit `9bcb18738747e`), while the congestion attack was still possible to perform in the intervening four years.

To summarize, this historical review highlights that designers and developers care about eliminating flaws in their protocols without limiting extensibility. From above, and other historically similar events [41], [6], [24], [48], [25], we see that extensibility, through protocol tolerance, not only enables new features but also unforeseen vectors for attack. Finally, we saw that the uptake of corrective measures may take multiple years leaving the network and its users vulnerable in the interim. Taken together, we see the requirement for software *agility* that enables new features, including security fixes, to be quickly and widely propagated. Today, this agility is realized within the design of protocols using Protocol Tolerance and Negotiation. We propose an alternative; software agility *as part of the software architecture itself*.

IV. FAN ARCHITECTURE

Based on new software execution models enabled by technologies such as LLVM, Flexible Anonymous Networks

(FAN) is a design for deploying and maintaining an anonymous network that can seamlessly change its behavior—through the addition and/or removal of protocol features and components—without having to restart relays or disturb users’ connections. We realize these abilities through pieces of software we call `FAN plugins`. Plugins [10] are special pieces of bytecode which can be securely distributed prior or during regular use of the network, and interact with the base code of the network (its core components) built and distributed in a regular fashion. We focus on Anonymous Communication, but the benefits and drawbacks should be similar to any other kind of volunteer-based distributed network.

While FAN may improve ACN security and functionality, developers need to exercise care and follow, e.g., established guidelines to avoid breaking users’ anonymity (e.g., being careful with the expected anonymity set).

A. FAN Design Goals

We have argued in Section III that the current method for designing, iterating and deploying features central to a security property (anonymity in the case of Tor) is lacking the necessary control to handle unforeseen issues. Indeed, maintaining a distributed network in practice depends on many actors different from the network developers. Because the developers lack control, heterogeneity of software versions is a natural consequence, causing a need for protocol tolerance and forward-compatible strategies. FAN’s design addresses the root of the issue, and gives control back to the developers with an architecture independent from OS distributions and unattended relays of the distributed network. Moreover, FAN supports a novel approach to strengthening anonymous communication: protocol features run over the network can potentially be negotiated and deployed on-the-fly, on a per-connection basis, tailored to different application-level needs.

Indeed, FAN gives control back by having built-in functional **extensibility** while remaining **secure** and highly **performant**. We detail desired properties next.

Extensibility.: FAN enables high-levels of **expressiveness** by exposing internal structures, memory, and functions to the plugins, leading to similar expressive abilities as high-level languages. FAN supports **ease of deployment** by offering fine-grained control of the ability to remotely re-program components of the network by sending plugins to them. In addition, this novel capability offers **speedy propagation** of patches or feature updates throughout the network, as they become available. This contrasts with the current update lifecycle of distributed networks such as Tor which can take up to several years to propagate major changes. Finally, FAN `plugins` can be **connection specific**, and different plugins can be applied at the same code location depending on the context. This capability leads to a novel extensibility paradigm that could potentially allow different applications to make relays behave differently for their own set of users through connection-specific re-programmed features.

Security.: FAN-based networks depend on multiple layers of security. For **operational security**, the virtualisation

technology (detailed in Section V) provides the sandboxing and resource management capabilities that ensure that FAN plugins may not exceed their memory consumption limit. The **secure deployment** of FAN plugins ensures that only *trustworthy* and *authentic* code may be deployed in a FAN. We control both of these aspects through our FAN Plugin Transparency design detailed in Section IV-C.

Critical to security are questions of **trust**, such as “Who is authorized to deploy plugins?” and “What may an authorized plugin do?” FAN deals with these by allowing the adoption of the governance model put in place by the organization developing the FAN, which dictates how plugins are managed and used. These questions are directly linked to a particular FAN’s threat model and the security considerations of the underlying technology that FAN is built upon. In our proof-of-concept FAN design, we work towards a central governance model with transparency in the plugin issuance process.

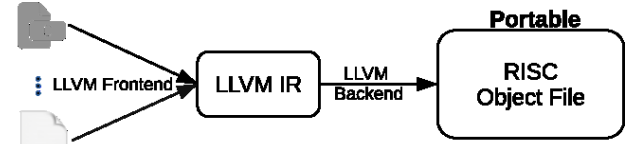
High-performance. FANs introduce **negligible overhead**, in terms of computation, storage, and latency. Analysis is covered in Section VI-B.

Stronger Feature Control. Due to the various existing policies in OSes packaging that may conflict with a distributed network deployment cycle (e.g., Tor and Ubuntu [2]), and due to inattention from some relay operators, it is difficult to deploy new major features in volunteer-based systems. As discussed in previous Section III, this has historically created many protocol-level vulnerabilities that are not bugs, but design flaws caused by a lack of control over the software deployment. We expect a FAN binary to be composed of a few very stable core features and follows a release cycle that matches operating systems’ major release lifecycle. For example, a new core might be released every 4 years matching Ubuntu LTS’s lifecycle. Plugins should not be expected to be compatible to more than 2 cores at any given time. Any update of the core system within its expected lifetime follows regular packaging as it is done today, and should only bring quality of life improvements and vulnerability fixes covering the core code.

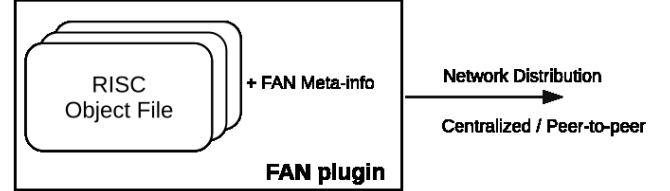
B. FAN Plugin Design

The FAN source code, i.e., our FAN Tor-prototype described in Section V, embeds a JIT-compiler and can link the JIT-compiled plugin bytecode to specific hooks in the FAN software. The FAN source code and the JIT compiler are compiled into the FAN binary. When the execution of this binary comes to a hook, it checks whether a plugin may be executed, otherwise, we run the default code for that hook. Each hook defines all the information required to attach a plugin to that hook in the FAN binary. Depending on the governance model for the FAN, this information may include resource budgets (CPUs cycles, memory allocation size, etc.), external access controls (OS-like file-level authorization, network authorization), internal access controls (i.e., the internal FAN data and structure(s) that a plugin may access, modify, extend, or internal functions that may be called) and

(1) Compiling New Functionalities to Bytecode



(2) Packaging a FAN plugin



(3) Loading a FAN plugin

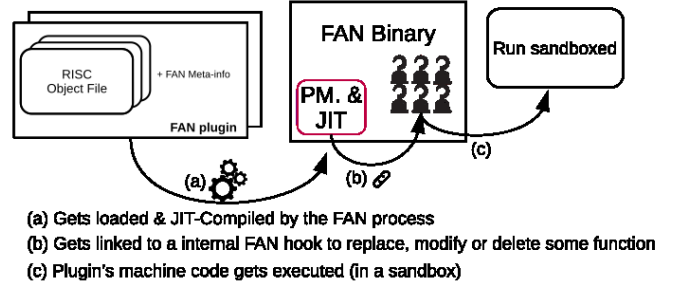


Fig. 1. Flexible Anonymous Network generic architecture. The hooked plugins can be global or connection specific. That is, multiple different plugins can potentially be called from a same hook. PM. stands for Plugin Manager.

required cryptographic authorizations for bytecode verification (described in Section IV-C).

FAN plugin features are written in a high-level language, e.g., C or Rust, and compiled independently from the FAN binary, targeting a bytecode representation. This bytecode targets some Virtual Machine and is not executable right away (Figure 1(1)). The plugin has associated meta-information that specifies the hook location in the FAN binary where the bytecode may be executed and the capabilities it requires (Figure 1(2)). A FAN plugin may attach to one or more hooks with a shared context between the hooked code. The meta-information provides this context which is instantiated at loading time (e.g., sandboxed memory). Indeed, the FAN plugin may be composed of several bytecode files that may be loaded for the same context but hooked in different locations in the FAN binary (Figure 1(3a)).

The first time the FAN binary loads a plugin (Figure 1(3b)), the plugin bytecode is JIT-compiled to the appropriate machine-level code and then attached to the specified hook. The same process executing the FAN binary may then execute this attached code, as often as needed. Based on the governance and threat model, specific security measures, like sandboxed execution (Figure 1(3c)) and restricted access to resources, may take effect while executing the plugin code.

C. FAN Plugin Transparency Design

The FAN approach is a significant shift in how code is developed, shipped, and maintained. It gives ACN developers greater control and possibilities, but it may also reduce agency for other stakeholders (e.g. the operators of the network) and gives to the developer the ability to globally propagate malicious code. Trust in the developers should not be an assumption, but gained from observing truthful behavior through a meaningful and secure process.

Anticipating these tensions, we detail the mechanism that, through **transparency**, can allow users and operators to build a shared basis for trusting the developers to maintain and improve the network’s features and security.

FAN Plugin Transparency Overview: The Plugin Transparency design we propose is adapted from the design in PQUIC [10], itself inspired from CONIKS [31] used for key management. Our design ameliorates tensions by allowing relay operators (and users) the ability to verify transparently, or audit after the fact, the plugin issuance process, which provides public cryptographic evidence of any FAN developer misbehavior. Operators can observe when a plugin is issued and when it will be pushed to their node(s). If desirable, they can also protest, which is globally transparent. The design discretizes system time into epochs, denoted by monotonically increasing integers $\in \mathbb{Z}_0^+$.

The Plugin Transparency design separates the ACN stakeholders into three sets: The FAN/plugin developers and relay authorities (if any), network relays and clients, and **independent** entities hosting the FAN Transparency Log (FTL) (a Merkle Tree *variant*¹). We give an overview of each member’s actions within this system, then define the security properties it enables, detail the FTL’s Name-Structured Merkle Tree List (or Tree for short in the remaining paragraphs) and finally, prove the security claims.

FAN developers have three sets of actions: The first is to issue and withdraw new and old plugins, respectively. To issue a plugin, a name and its attached plugin are sent to the FTLs with meta-information containing a valid threshold signature and a *protest epoch* $E_{protest}$ and *push epoch* E_{push} , where $E_{protest} \leq E_{push}$. FAN developers may set the protest epoch to the future, allowing relay operators the opportunity to audit the plugin and potentially officially record a protest. It is important to offer a deterministic build system to allow reproducibility of the signed bytecode, otherwise the transparency would have little value. To withdraw a plugin, only the name and push epoch is set. If the protest epoch passes and FAN developers do not withdraw the plugin, the push epoch defines the plugin’s availability in the ACN. In either case, the plugin will be included in the FTL’s Tree at the next epoch. A withdrawn plugin is still included in the Tree but marked as “withdrawn” by appending the signed withdraw order to the plugin’s meta-info within the Tree once the push epoch has passed. Second, FAN developers may ask the FTL for a *proof*

of availability for a given plugin, which they can verify to detect the inclusion of spurious plugins (later defined). This proof authenticates the plugin inclusion in the FTL’s Tree. The third action is to broadcast cryptographic evidence of the FTL’s misbehavior (e.g., cryptographic evidence of a spurious plugin).

The FTLs have three actions. The first one is building the Tree for each epoch. The Tree includes all plugins available to the network at the current epoch. The second action is generate proofs and respond to *Proof of availability* or *Proof of absence* requests for a given plugin name. The third action is to collect relays’ signed protests against a given plugin received until the protest epoch. The signed protests are appended to the plugin’s meta-information.

The relay operators’ actions are the following. First, they can verify, fetch or share a *Proof of availability* or *Proof of absence* from a FTL with regards to the epoch values of a given issued plugin. Second, relay operators can optionally interact with the FTLs before the protest epoch elapses to formally protest against an upcoming plugin(s) (using their relay’s identity key).

These protests are informational (but globally visible), and FAN developers can then decide to withdraw the plugin or not. If not, then the plugin is pushed to the whole network in the push epoch, as defined in the plugin issuance order. Relay operators can use this information to decide whether to continue participating in the ACN or not.

FAN Plugin Transparency Details & Proof Sketches: Newly issued plugins are stored in the FTLs structured Tree as leaf nodes. The leaf depends on the plugin’s name, which is a concatenation of the FAN developer’s namespace—registered at the FTL—and the plugin’s unique name (e.g., `fan.project/my_plugin_v0.0.1`, where the registered namespace “`fan.project`” is concatenated with ‘/’ to the plugin’s name “`my_plugin_v0.0.1`”). This name is input into the hash function H and the output is truncated to the Tree’s depth D , resulting in a binary representation of the location of the leaf node. For example, in Figure 2, with $H = sha256$ and $D = 3$, the plugin above would be stored at leaf 001. A ‘0’ is a left child and ‘1’ is a right child from the Tree root. Where there are collisions, plugins are stored in an alphabetically-ordered list used to calculate the leaf value as follows:

$$leaf = H(name_1 || H(plugin_1 || meta - info_1); \dots; name_n || H(plugin_n || meta - info_n)).$$

Given this, the root of the FTL Tree can be computed, successively concatenating children and hashing the concatenation, which then enables the ability to verify the *Proofs of Availability and Absence* with authentication paths (see below).

This Tree offers: 1) Efficiency. The proof of availability and the proof of absence (detailed below) can be computed with space and time complexity in $\Theta(D + \frac{N}{2^D})$ with N the number of plugins included and D the Tree depth assuming

¹We call it Name-Structured Merkle Tree List. Proving that an element is present or not has the same complexity ($\Theta(D + \frac{N}{2^D})$, later described)

within the Tor source code or access fields and variables through the plugin manager interface.

As Figure 1 shows, to execute plugins, we first need to compile the eBPF bytecode to native machine code. This capability offers *high performance* to our FAN design (see Section VI for details). We add a modified version of uBPF [43], a JIT compiler of eBPF bytecode towards x86 and arm64. We implement in the original Tor codebase a *plugin manager* module. It can load, compile, link within the Tor codebase and execute eBPF bytecodes with a shared context, involving a shared memory for all of the bytecode files belonging to the same namespace (i.e., each plugin has a namespace). Each of the bytecode files defines what we call an *entry point* for the plugin, i.e., a function that can be *hooked* and called from within the Tor binary.

The instructions to load the entry points and make up the plugin’s context are written in human-readable instructions within a `.plugin` file alongside the bytecode objects of a plugin. The file is parsed according to the plugin manager’s specification, and the plugin is then hooked as indicated within the `.plugin` file if the core protocol supports the selected hook. Figure 10 in Appendix A shows an example for a plugin we later use in Section VII.

The sandbox mechanism requires the plugin to allocate memory using a dynamic allocation function that our plugin manager exposes. The memory allocated within plugins belongs to a dedicated continuous buffer allocated by the FAN process at plugin compile time. When our FAN implementation compiles the bytecode, it adds instructions to check boundaries for the dereferenced memory, and cleanly exits the plugin’s execution if it tries to access memory outside of its allocated range. The plugin receives a virtual address space, and the host (the FAN process) records an offset to translate the plugin’s address space back to the process’ address space. When the plugin dereferences a pointer, the JIT-compiled instruction checks if the memory address translated back to the host’s memory address space and size requested are correct (i.e., inside the dedicated continuous buffer). This design also means that plugins cannot directly access structures and memory allocated by the FAN process, since they would be outside of their allocated range. To access them, our FAN implementation supports indirect getter and setter functions for various protocol-related data structures. This method also allows the host to expose what it judges necessary to plugins, while also supporting extensibility (i.e., the indirect access can also get extended, and data structures can also be hijacked).

Our prototype assumes centralized governance with trusted plugin developers, i.e., only the official developers of the main FAN binary may load and compile plugins on relays. In practice, this restriction may be enforced using a cryptographic signature as part of the plugin meta-information or a more inclusive and transparent network update process (i.e., The FAN Transparency design in Section IV-C).

To enable FAN instances *outside the boundaries of this trusted model*, we implement a sandboxed mechanism for plugin execution, and access control policies for internal states

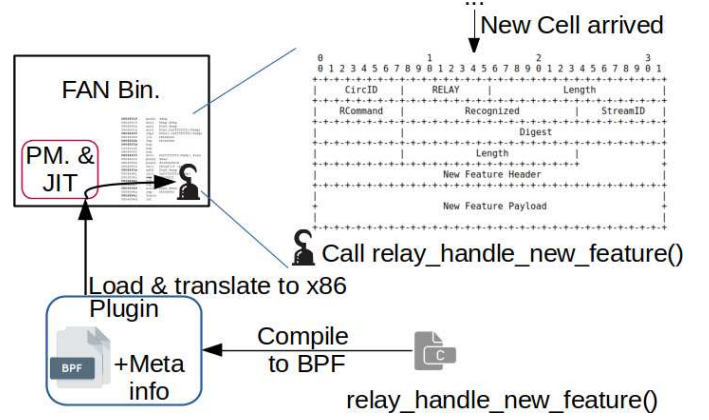


Fig. 3. Instance of a FAN based on the Tor source code. Depicts the injection of a plugin hooked in the “Relay Protocol” for supporting a new Relay cell.

of the FAN software. These mechanisms form a necessary but insufficient part of a solution for a FAN with untrusted plugins, which is an exciting and challenging direction for future work.

Figure 3 shows an example and depicts how a new RELAY type cell can be added within the Tor protocol, extending its functionalities. In the recent Tor version 0.4.6.8, the routing protocol supports 42 different RELAY cells out of a potential 256. In the default Tor codebase an unknown relay cell is dropped and ignored. It can get intercepted in our FAN instance if a plugin exists to handle this unknown cell type as a new protocol feature. The fundamental idea that this instance design brings is that, if no plugin exists to handle the message, then the message has no reason to exist in the first place. That is, extensibility is built within the software architecture by offering hooks for handling forward features (potentially existing ahead of the FAN binary’s compile time).

VI. PERFORMANCE EVALUATION

A. Methodology

We focus our performance analysis on two questions: First, *how much time does it take to load a typical protocol extension?* This analysis is performed by dumping statistics from the plugin manager module when it loads plugins. Second, we are interested in *how much computation overhead does executing typical plugins incur and what impact does it have?* To answer this question, we build an experimentation setup designed to stress-test the usage of plugins.

B. Overhead Analysis

1) *Loading Plugins:* We evaluate how much CPU time it takes for typical plugins to be ready to execute. It includes acquiring the bytecode, the JIT compilation CPU time, and the plugin environment setup in our modified Tor version. Acquiring plugins means loading them from disk. It does not evaluate the plugin’s authenticity. If Plugin Transparency is used, such authenticity requires applying a hashing function H several times to verify the proof of availability received with the plugin. This is less costly than verifying an asymmetric signature for the same level of security and is expected to

Plugin	#LoC	#hooks	Bytecode size	Loading Time
hello_world	10	1	1,048B	204 μ s
sendme_1	25	1	1,672B	202 μ s
sendme_2	67	2	3,840B	385 μ s
sendme_3	82	3	5,184B	486 μ s
dropmark_def	652	4	13,488B	664 μ s
dropmark_def_uncons	675	5	14,616B	729 μ s
dropmark_def_conn_based	322	4	11,736B	493 μ s

TABLE I

LOAD TIME DISPLAYED FOR *UNCACHED* PLUGINS, AND SIZE REFERS TO THE TRANSMISSION COST.

consume a few μ s of CPU time. A plugin may be composed of several entry points, each lives in its own compiled bytecode file. Our framework loads each of them independently and links them at the application-level context, such that a plugin may be composed of multiple entry points and may hold a shared sandboxed memory between each loaded entry point.

Table I gives an overview of different plugin costs. We implemented several plugins to test the Tor FAN architecture, including “system-wide” plugins that hijack or replace existing code, or connection specific plugins that can be attached to a given Tor circuit, and replace or hijack a part of the code only for that circuit. Section VII explores these capabilities in a case study.

From these numbers (i.e., typical plugins are loaded in less than 1ms), we can conclude that dynamically loading new (uncached) protocol features is feasible and does not incur significant latency, which we believe opens the door to different governance policies. For example, dynamically sending a plugin within a Tor circuit would be feasible. That is, upon circuit creation, a Tor client could negotiate features that relays have to support on this circuit. Such features may be sent and loaded as part of the circuit creation procedure without incurring significant latency.

2) *Fast-path Code Hijacking*: We also care about the impact of running the plugin code as compared to the legacy code within the original binary. Each code path (sequence of instructions) does not have the same impact on the software, and the overall Tor network. For example, we may differentiate the “fast path” from a “control path”. The fast path would be sequences of instructions typically executed when performing the most common task within the network. A control path would be a sequence of instructions performed over a specific and potentially rare event. In regular usage of relays, the fast path in Tor involves all instructions relaying cells to the next hop. We would like a FAN architecture to support plugins in the fast path and display high performance.

Figure 4 shows the design of a testbed to stress-test our FAN instance implementation and measure the overhead of several entry points hooked into the fast path of the exit relay. In this experiment, 40 Tor clients send 20 MB of data on each circuit. Each circuit shares the same exit relay. We measure the throughput of the slowest stream in each run of the experiment. Thus, we do 500 runs of the experiment for each network configuration.

As a baseline, using vanilla Tor we craft the number of

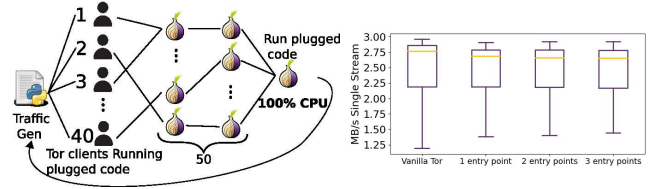


Fig. 4. (left) Measurement setup for FAN overheads estimation over the fast path. Each client is configured to send a 20MB stream of data. (right) Throughput of the slowest Tor client within the measurements. Each boxplot covers 500 runs with a plugin being hooked at 1, 2 or 3 different places. We use plugins sendme_1, sendme_2 and sendme_3 from Table I.

parallel streams in this stress-test network to push the exit relay’s process to a 100% CPU consumption. This method allows us to capture any overhead induced by our plugins as a throughput reduction. The processor on the machine used for this evaluation is a AMD Ryzen 7 3700X 8-Core.

Figure 4 displays the results of three experiments comparing our FAN instance to vanilla Tor. Each of the experiments made with our FAN instance involves a plugin hijacking the Tor flow-control algorithm with an increased amount of entry points hooked to the fast path. Each entry point hijacks an existing function of the flow-control algorithm called in the fast path. That is, we test three plugins expected to be increasingly more costly by requiring more entry points to be hooked in the fast path. In each case, the plugin reproduces the behavior of the legacy code for a meaningful comparison. The code being intercepted and replaced is executed each time a data cell is processed on edge points (clients and exit relays). As an illustration, Appendix A contains a code comparison of the minor function we intercept in Tor, with the code called by the entry point.

From our results, we make two observations. First, there is a small average throughput reduction when the network uses plugins, as depicted in the three experiments running the plugins. Second, increasing the amount of code plugin entry points does not significantly further decrease the throughput. The main culprit for the throughput reduction is actually coming from the hook design implementation within the main Tor binary. When executing a plugin, we first have to locate it in a hashtable using the hook’s name. Hashing a string is a costly operation on the fast path. Further engineering could bring more reduction to the overall FAN implementation cost. However, these results fulfill our expectations: they show that our method to link, deploy and use JIT-compiled machine code from a portable bytecode abstraction offers near-optimal performance over the fast path in an anonymous network. This is true for code that does not compile to a dedicated set of hardware instructions (e.g., AES-NI).

VII. FAN CASE STUDY: THE DROPMARK ATTACK

We investigate the use of our Tor FAN instance (Section V) with a case study: defending against the Dropmark attack [48] to demonstrate FAN’s novelty and its benefits. We apply FAN’s capability to deploy a defense against the recently discovered Dropmark attack on a Shadow [20], [21], [23]

simulation. We design the defense as two cooperative plugins, one plugged “system-wide” that extends the Tor protocol, and one which is *connection specific*, i.e., plugged to extend the capability of a given connection, or in this case, a Tor circuit. Designing and deploying this defense illustrates one of FAN’s design promises: addressing the weaknesses stemming from protocol extensibility techniques (i.e., Robustness principle and Protocol negotiation) with a novel methodology.

A. Case Study Background

1) **Dropmark:** The Dropmark attack is an active and reliable traffic confirmation technique [48] having low false positive rate and high success rate, which can be considered more robust than other existing correlation strategies due to its unique properties [19], [17], [34], [27], [40]. Indeed, the dropmark attack is a 1-bit communication channel between a malicious exit relay and a passive observer watching Tor clients, such as a malicious ISP or a malicious Guard relay. The attack exploits two key characteristics of network protocols: 1) the existence of periods of silence in which no data should be expected by a Tor client (which we also call “protocol silence”), 2) the Robustness principle. That is, malicious exit nodes can inject a message at the precise time of expected protocol silence. The Tor client would then drop that message. This message does not trigger circuit breakage due to protocol tolerance and would be observable to any on-path passive observer. The main characteristic that makes the Dropmark attack stand out from other known attacks is its reliability and conformance to the Tor Routing protocol. Consequently, two ways to mitigate the issue are damaging its reliability or making the Dropmark messages invalid to the Tor protocol and detecting the malicious relays. In this case study, we explore how to damage the Dropmark’s reliability efficiently thanks to a plugin-based protocol extension within Tor’s circuit padding framework.

2) **Circuit Padding:** Tor’s circuit padding [26] framework is designed to enable Tor clients and relays to negotiate and “program”² finite state machines in which each state matches a padding behavior according to a specified padding distribution (histograms or parametrized continuous distributions). Pre-programmed events within the padding machine framework can capture Tor related events, such as a circuit opening, to make the machines change their current state, hence changing their behavior. Figure 5 shows a padding machine currently being used in Tor with a state transition based on circuit events. Padding machines may be much more complex in the future and the framework is designed to foster research and ease of deployment for solutions tackling complex problems such as website fingerprinting [45] or traffic confirmation.

B. Enhanced Circuit Padding with FAN

Dynamically extending the padding machine framework offers a great opportunity to realize FAN’s benefits. There-

²It does it by offering a simple interface to specify machine states and transition events

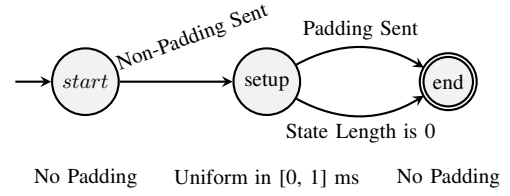


Fig. 5. Used in Tor relays to make the cell pattern of a rendezvous circuit construction similar to regular exit circuits.

fore, we placed hooks within Tor’s Circuit Padding Protocol designed to support and react to new internal events and new messages sent by the Tor client. Using these capabilities, we design a particular padding machine dedicated to mitigating the Dropmark attack. This padding machine uses the FAN methodology to extend the circuit padding protocol and supports new protocol functionalities that were not part of the initial framework’s capabilities. We argue that these new protocol messages and events are needed to efficiently defend against the Dropmark. By efficient, we mean that the padding machine should have low bandwidth overhead and effectively thwart the properties that the Dropmark exploits.

1) **Introducing the Dropmark Defense:** Figure 6 shows the FAN Dropmark defense padding machine enabled from plugins “dropmark_def” and “dropmark_def_conn_based” from Table I, which we deployed and tested in faithful networking conditions in a Shadow Tor network. The padding machine supports several events that required an upgrade of the circuit padding framework. This upgrade is brought through a first plugin (“dropmark_def”) to support sending an application-level event from the Tor client to make the relay transition its padding state to a padding behavior in the precise moment an inbound period of silence should be expected (known and announced by the client through the protocol extension). Also, as part of the defense, the plugin carries another extension *enabling a conservative protocol policy* that prevents the middle relay (on which is plugged the machine) to forward any message towards the client if the circuit is clean (i.e., when no streams have been attached yet), which defeats any Dropmark attempt before the client decides to actually use the circuit and attach a stream. Deploying such an extension on today’s Tor is arguably impossible, as it would hinder the extensibility of the Tor routing protocol with today’s methods (i.e., one does not want to deploy any feature that could create frictions and incompatibilities with any future requirements). However, with FAN, the protocol can be arbitrarily restrictive since we can globally re-write any problematic restrictions to accommodate future requirements. On the top of the new protocol events brought by the plugin “dropmark_def”, the plugin “dropmark_def_conn_based” offers the ability for a given circuit on which the plugin is plugged to make the middle node swap padding cells sent by the new dropmark machine with regular cells coming from the exit relay. The idea is to absorb on the middle node *any* pattern sent by the exit relay during a period of silence, and outputs it towards the

guard with the exact same distribution than the live padding machine. This approach guarantees to break any dropmark attempt while the plugin is active: no matter if the exit is sending a signal or not, the middle node would output cells accordingly to its state machine. The cost of this design should also be extremely light on the network and have no impact on the user experience, since all of this happens within the bounds of a protocol silence (i.e., there is no legit user activity expected). This plugin is setup and activated alongside the **Activate** signal from Fig. 6, and cleaned from the circuit upon a **Be Silent** event which instructs the padding machine to stop sending padding cells or delaying regular exit cells to match the padding distribution.

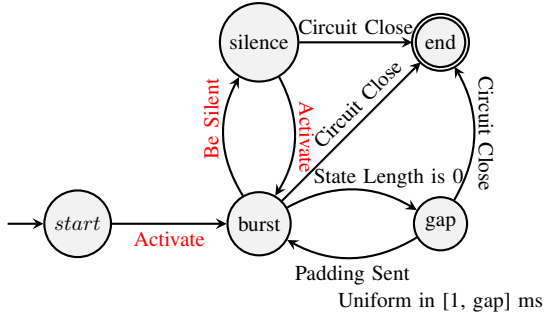


Fig. 6. Dropmark Defense padding machine negotiated on the middle relay when the circuit opens. Events “Activate” and “Be Silent” are client-triggered events fired through a protocol extension enabled with FAN. State Length is a counter decreasing at each padding cell sent.

In summary, the Dropmark defense padding machine is designed to produce a Dropmark and absorb any real attacker’s attempt. That is, an adversary observing the network either on the Guard relay or on the wire should observe the *same* watermark on every Tor circuit regardless of *adaptive* malicious exit relays serving on the other end of the circuit, rendering this traffic confirmation technique unreliable.

2) Plugin and Dropmark Machine Operation Details:

When the client opens a circuit expected to exit the Tor network, the client negotiates the Dropmark padding machine with the middle relay, which puts it in the “start” state (Figure 6) on the relay’s side. Some hooked code triggers this negotiation from the Dropmark defense protocol extension. The machine enters the “burst” state upon a client “Activate” event. In our plugin, the client sends an “Activate” signal from a hook in Tor’s `BEGIN_CELL` code path responsible for sending a connection request to the exit node. When the middle node receives the signal, it enters the plugin’s code and executes it, similar to the scenario presented in Figure 3. The “burst” state sends 3 padding cells to reproduce the Dropmark, then it moves to the “gap” state, in which the machine waits between $[1, \text{gap}]$ ms at random, then sends one padding cell and goes back to the burst state. The machine juggles between those two states until the circuit closes or a client signal “Be Silent” is received at the middle relay. Note that the choice of the value **gap** would impact the bandwidth overhead over the network, which we measure.

During this period, if any cell is received from the exit, it gets scheduled to replace the next first padding cell to be sent instead of being sent right away. In our defense design, we also implement a hook intercepting the code path of a `CONNECTED` Tor cell received on the client from the exit relay which announces connection to the desired destination. In reaction to receiving a `CONNECTED` cell, our Dropmark defense plugin on the client sends a “Be Silent” message to the middle relay, deactivating the padding (because no more protocol silence exists from now on during the circuit lifetime). During the activity period of the padding machine, if any cell is received from the exit, it gets scheduled to replace the next first padding cell to be sent instead of being sent right away, which breaks the correlation attempt.

3) FAN Enables Reduced-overhead Circuit Padding:

Tor’s circuit padding protocol is a promising feature recently added to address Website Fingerprinting, and potentially improving the odds against traffic confirmation (passive or active). However, there is a bandwidth sacrifice to make. The interest in these padding machines is directly linked to the bandwidth overhead it will cost, and we believe FAN may help in significantly reducing the bandwidth overhead while maintaining the machine’s benefit. How? By introducing restrictive protocol policies alongside the padding machine. Our Dropmark defense forbids middle nodes to send cells inward on the circuit before the client authorizes it. We also experimentally observed that without this policy, covering with padding cells would be too expensive to run, overwhelming the network of padding cells to the point where Shadow even struggled to boot. Indeed, this protocol policy prevents an exit relay to abuse a potentially minutes-length period of silence existing in the Tor protocol (i.e., between circuit creation and the first stream attachment) due to preemptive circuit construction, thus obviating the need to send padding cells during this potentially large period at all. Instead, we rely on a signal made by the client to cover small windows of silence (in *milliseconds*), making the defense overheads significantly lower.

C. Dropmark Defense Analysis

1) **Dropmark Attack Replication Study:** We re-implemented the Dropmark attack [47] on a recent Tor version (Tor-0.4.5.7). With this updated code, we reproduced the original results using the newest Shadow simulator and user simulation model based on real traces collected with PrivCount [22], [14]. Table II shows the attack accuracy computed from correct (True Pos., True Neg.) and incorrect (False Pos., False Neg.) classifications. The experiment contains 24,800 simulated Tor users and 202 Tor relays. Those users altogether connect more than 640,000 times during the experiment to simulated Top Alexa websites. These results confirm the original high accuracy of the Dropmark attack over a more faithful network simulation, thanks to the recent progress in Shadow’s simulation environment [23].

2) **Empirical Dropmark Defense Results:** We deployed our Dropmark defense machine in a Shadow Tor network

Attack	TPos	FPos	TNeg	FNeg	Accuracy
Dropmark	0.999972	0.007713	0.99229	0.000028	0.9961

TABLE II
DROPMARK ATTACK SHADOW SIMULATION RESULTS

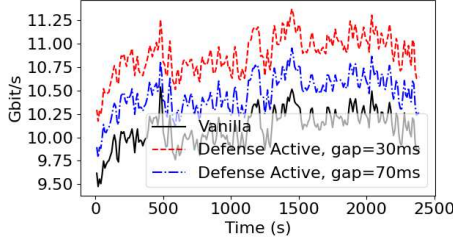


Fig. 7. 20-seconds moving average of total relay goodput on a 5% scaled down Tor network from April 2021 (340 relays). The dropmark defense experiments generate padding in more than 400,000 circuits.

while running the Dropmark detection code on guard relays. The defense is efficient: the malicious guard relays flagged 99.9975% of the active circuits which connected to the simulated Alexa Top list while no malicious exits were involved in the simulation.

Figure 7 shows the overall bandwidth overhead induced by the Dropmark defense during the simulation. The overhead can be tuned from the interval length that defines how fast the Dropmark padding machine juggles between internal states. The intervals [1ms, 30ms] and [1ms, 70ms] are evaluated, and show a clear connection to the overhead. A larger interval reduces the bandwidth pressure over the network but could further delay the CONNECTED cell sent by the exit. Perfect superposition of the curves comes from Shadow’s simulation determinism and from our design efficiency. Indeed, they would superpose if we meet the following properties: 1) Simulation is deterministic. 2) The Dropmark defense does not impact the user traffic. 3) There is a surplus of bandwidth in the client-to-middle region of Tor circuits due to Tor topologies.

During 1 hour of virtual time, The 37,617 emulated Tor clients altogether generated 74,444 active circuits every 10 minutes in aggregate. Figure 8 shows that, on average, with **gap** = 70ms the middle relays sent 217 padding cells in these circuits to cover potential Dropmark attempts, totaling ≈ 98 million cells ($\approx 47GiB$) during the virtual hour over the whole network. While these numbers may look large, they represent a small overhead of 3.6% for the overall network goodput. Moreover, thanks to the deployed protocol restriction, the defense requires only to cover on average 390ms of expected protocol silence (Figure 8). Playing with the defense parameters allows full control over the overhead. Note that, because recent Tor topologies have a scarce total exit capacity [49], slightly increasing the bandwidth usage in the entry and middle region of Tor circuits is not expected to impact the clients’ goodput, which our experiments confirm.

3) **Security Analysis With The Bayesian Detection Rate:** We assume, per Tor’s threat model, that the adversary sits

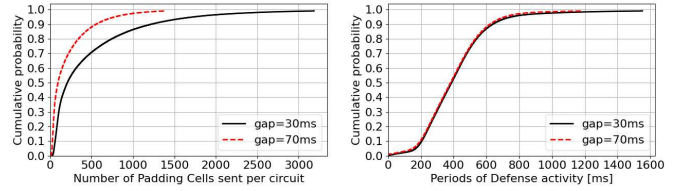


Fig. 8. Per-circuit statistics of the dropmark defense deployed on our FAN instance, for interval choices [1ms, 30ms] and [1ms, 70ms] in the padding machine design. Plotted until percentile .99

between some fraction of the Tor clients and the Internet, controlling some guards or ISPs, and listening for Dropmark events. The question that the adversary cares about when they observe a Dropmark is “*Did I send this Dropmark?*” We consider this question to define the reliability of the traffic confirmation attack. We can compute it using the *Bayesian detection rate* relative to how much bandwidth the adversary controls at the exit position. We can calculate the Bayesian detection rate using Bayes’ Theorem:

Let D be a random variable that denotes the observation of a Dropmark over the circuit ($\neg D$ otherwise). Let F be a random variable that denotes the fraction of exit bandwidth the adversary controls ($\neg F$ the fraction not controlled). We are interested in $P(F|D)$, that is, the probability that the observed Dropmark signal actually comes from the adversary:

$$P(F|D) = \frac{P(F) \times P(D|F)}{P(F) \times P(D|F) + P(\neg F) \times P(D|\neg F)}$$

From our Dropmark empirical results in Table II and from the empirical results of the Dropmark defense obtained with Shadow, we can compute $P(F|D)$ relative to F . Indeed, $P(D|F) = TPos = 0.999972$ and $P(D|\neg F) = FPos = 0.007713$. Using the defense, $P(D|\neg F)$ rises to 0.999975. Figure 9 gives the overall picture and highlights the impact of the Dropmark’s low FPR: making the attack’s reliability to rise as the compromised exit fraction increases. Several facts make these results concerning: 1) The Tor network experienced several times in its recent history a significant fraction ($> 20\%$) of the total exit bandwidth being controlled by a malicious operator [36] and 2) several exit families hold a large fraction of the total exit bandwidth [37]. Independently of their trustworthiness, being in a position that allows reliable Dropmark-based deanonymization at scale might be undesired until the problem is solved.

The defense is efficient in breaking the Dropmark’s reliability, enforcing a given fingerprint independently of the presence of some adversary on the exit node with a potential adaptative Dropmark strategy.

D. Dropmark Defense Abuse Mitigation

With padding defenses, there is a risk of bandwidth amplification attacks. For example, by employing a congestion attack [24], [25], a client may build many circuits through the same guard relay (but different middle relays), activate the Dropmark defense and stop reading the client-guard TCP

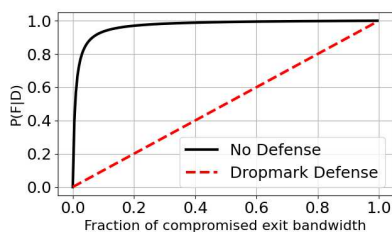


Fig. 9. Bayesian Detection Rate as the dropmark’s reliability to large scale deanonymization (needs to be close to 1 to avoid flagging “innocents”).

connection. We can deploy several mitigations to avert such an issue. For example, from Figure 8, capping the number of padding cells produced by the dropmark defense to 350 would be good for $\approx 99\%$ of Tor circuits. When legitimate clients receive this amount of padding cell, they could switch to a new circuit, since this one is unusable anyway due to the latency or potentially being flooded by a malicious exit. This strategy could be written within the plugin and instantly deployed, as a further example of what the FAN architecture enables: being reactive and efficient to deal with live protocol vulnerabilities.

E. Case Study Conclusion

This case study illustrates that deploying ephemeral conservative protocol policies can be useful to defend against traffic confirmation techniques, reducing the overhead of padding-based defenses. We argue that such policies would be infeasible to deploy over vanilla Tor: it may hinder extensibility, and in case of problems, expose developers to a difficult choice. Either excluding relays that do not update fast enough or wait long enough for the restrictive protocol feature to be removed through the regular Tor volunteers’ update lifecycle. Furthermore, FANs may help to more quickly catch up with the attacker, deploying a solution or an incremental improvement without having to wait for the network to update by itself, which can take several years in the worst cases. Third, the maintainability specific to a FAN allows the setting of a new course of action for deploying novel complex features: we do not need to have them fully feature-complete at launch, and various parts can be incrementally funded, developed, and then deployed.

VIII. RELATED WORK

Bento [46] is the closest work to the FAN approach. Like FAN, Bento is fundamentally an architecture. Bento provides mechanisms for installing user-defined functions on Tor nodes using a “middlebox” approach, assuming a perfectly secure enclave to run user-functions in. Bento pays a high performance price being designed as a separate process running a Python controller interacting with the Tor process through a socket to exchange information (e.g., Tor cells). While the two designs are close to each other in spirit, the architectural differences would lead to radical differences in terms of performance, security, capability, and deployability. FAN mainly discusses

and addresses the need for better extensibility. Bento argues for the benefits of a user-controlled environment remotely running arbitrary code in an enclave. FAN does not offer the opportunity to deploy user-defined functions; it is an open question if these can be made secure and performant to the degree necessary for widespread availability. However, as we discuss in Section IX, we are working on an approach to bring application-level control to the network.

Rochet and Pereira [48] established that protocol flexibility could be leveraged to perform traffic correlation. We build upon their work and show how a software architecture change can get us more control while removing protocol tolerance, enabling a realistic solution against the Dropmark attack, and open new research perspectives. The Vanguard add-on [4] produced by the Tor project reacted to the research in [48] by enabling restrictive protocol policies, killing any circuit receiving an unknown cell. We argue that this choice would force the Tor project to negotiate any new feature and wait a long time to deploy them (until most of the relays are upgraded) or force periodic global exclusions of relays, which would damage the network diversity and throughput.

IX. DISCUSSION & CONCLUSION

In this work, we argue that the freedom left by the developers in their protocol designs required to ensure the continuous evolution of the network and minimize the burden to roll out changes is also the source of the adversary’s strength. In Section III, we gave an appealing example regarding the circuit extension protocol, in which the protocol’s tolerance enabled a chain of exploits. It has led to the most reliable traffic confirmation technique to date, and put in use by a state agency. We also argue that the exploitation of protocol tolerance is the root cause of several other reliable attacks against the Tor design (DoS using tolerance in the control-flow [24], dropmark due to Robustness in the Relay protocol [48], arbitrary positioning allowed in the HSDir list [6], etc).

Programming the network with a FAN methodology may help prevent those protocol flaws from existing in the first place. Indeed, with a FAN architecture, we can naturally tighten the tolerance embedded in feature designs: there are no forward/backward compatibility concerns. There is no “should I leave that possibility open for later?” type of question when programming with FAN. Instead, the developers may be as conservative as possible and deploy new iterations of functionalities with plugins, programming new behavior as it is needed.

ARTIFACT

https://anonymous.4open.science/r/tor_ebpf-FC30/README.md

REFERENCES

- [1] “eBPF in the Linux Kernel,” <https://www.kernel.org/doc/html/latest/bpf/index.html>, accessed: July 2021.
- [2] “A Conflict Example in Distribution Packaging,” <https://bugs.launchpad.net/ubuntu/+source/tor/+bug/328442>, accessed: February 2023.

- [3] G. Acar, C. Eubank, S. Englehardt, M. Juarez, A. Narayanan, and C. Diaz, "The Web Never Forgets: Persistent Tracking Mechanisms in the Wild," in *Proceedings of the 2014 ACM SIGSAC Conference on Computer and Communications Security*, ser. CCS '14. New York, NY, USA: Association for Computing Machinery, 2014, p. 674–689. [Online]. Available: <https://doi.org/10.1145/2660267.2660347>
- [4] asn, "Announcing the vanguards add-on for onion services," <https://blog.torproject.org/announcing-vanguards-add-onion-services>, accessed: July 2021.
- [5] K. Bauer, D. McCoy, D. Grunwald, T. Kohno, and D. Sicker, "Low-Resource Routing Attacks Against Tor," in *Proceedings of the Workshop on Privacy in the Electronic Society (WPES 2007)*, October 2007.
- [6] A. Biryukov, I. Pustogarov, and R.-P. Weinmann, "Trawling for Tor Hidden Services: Detection, Measurement, Deanonimization," in *Proceedings of the 2013 IEEE Symposium on Security and Privacy*, May 2013.
- [7] B. Carpenter, "Architectural Principles of the Internet," RFC 1958, June 1996.
- [8] G. Danezis, "Statistical Disclosure Attacks: Traffic Confirmation in Open Environments," in *Proceedings of Security and Privacy in the Age of Uncertainty (SEC2003)*, Gritzalis, Vimercati, Samarati, and Katsikas, Eds., IFIP TC11. Kluwer, May 2003, pp. 421–426.
- [9] —, "The Traffic Analysis of Continuous-Time Mixes," in *Proceedings of Privacy Enhancing Technologies workshop (PET 2004)*, ser. LNCS, vol. 3424, May 2004, pp. 35–50.
- [10] Q. De Coninck, F. Michel, M. Piroux, F. Rochet, T. Given-Wilson, A. Legay, O. Pereira, and O. Bonaventure, "Pluginizing QUIC," in *Proceedings of the ACM Special Interest Group on Data Communication*, 2019, pp. 59–74.
- [11] "Did the FBI Pay a University to Attack Tor Users?" <https://blog.torproject.org/did-fbi-pay-university-attack-tor-users>, accessed: July 2021.
- [12] R. Dingleline, "Avoiding infinite length circuits," <https://gitlab.torproject.org/dgoulet/torspec/-/blob/master/proposals/110-avoid-infinite-length-circuits>, accessed: July 2021.
- [13] R. Dingleline, N. Mathewson, and P. Syverson, "Tor: The Second-Generation Onion Router," in *Proceedings of the 13th USENIX Security Symposium*, August 2004.
- [14] T. Elahi, G. Danezis, and I. Goldberg, "Privex: Private collection of traffic statistics for anonymous communication networks," in *Proceedings of the 2014 ACM SIGSAC Conference on Computer and Communications Security*, 2014, pp. 1068–1079.
- [15] N. Evans, R. Dingleline, and C. Grothoff, "A Practical Congestion Attack on Tor Using Long Paths," in *Proceedings of the 18th USENIX Security Symposium*, August 2009.
- [16] X. Fu and Z. Ling, "One Cell is Enough to Break Tor's Anonymity," in *Whitepaper for the Black Hat Technical Security Conference*. Citeseer, 2009, pp. 578–589.
- [17] A. Houmansadr and N. Borisov, "SWIRL: A Scalable Watermark to Detect Correlated Network Flows," in *Proceedings of the Network and Distributed Security Symposium - NDSS'11*. Internet Society, February 2011.
- [18] —, "The need for flow fingerprints to link correlated network flows," in *Proceedings of the 13th Privacy Enhancing Technologies Symposium (PETS 2013)*, July 2013.
- [19] A. Houmansadr, N. Kiyavash, and N. Borisov, "RAINBOW: A Robust and Invisible Non-Blind Watermark for Network Flows," in *Proceedings of the Network and Distributed Security Symposium - NDSS'09*. Internet Society, February 2009.
- [20] R. Jansen, K. Bauer, N. Hopper, and R. Dingleline, "Methodically Modeling the Tor Network," in *Proceedings of the USENIX Workshop on Cyber Security Experimentation and Test (CSET 2012)*, August 2012.
- [21] R. Jansen and N. Hopper, "Shadow: Running Tor in a Box for Accurate and Efficient Experimentation," in *Proceedings of the Network and Distributed System Security Symposium - NDSS'12*. Internet Society, February 2012.
- [22] R. Jansen and A. Johnson, "Safely Measuring Tor," in *Proceedings of the 23rd ACM Conference on Computer and Communications Security (CCS '16)*. ACM, 2016.
- [23] R. Jansen, J. Tracey, and I. Goldberg, "Once is Never Enough: Foundations for Sound Statistical Inference in Tor Network Experimentation," in *30th USENIX Security Symposium (USENIX Security 21)*. USENIX Association, aug 2021. [Online]. Available: <https://www.usenix.org/conference/usenixsecurity21/presentation/jansen>
- [24] R. Jansen, F. Tschorsch, A. Johnson, and B. Scheuermann, "The Sniper Attack: Anonymously Deanonimizing and Disabling the Tor Network," in *Proceedings of the Network and Distributed Security Symposium - NDSS '14*. IEEE, February 2014.
- [25] R. Jansen, T. Vaidya, and M. Sherr, "Point Break: A study of bandwidth denial-of-service attacks against Tor," in *Proceedings of the 28th USENIX Security Symposium (Sec '19)*. USENIX Association, August 2019.
- [26] G. Kadianakis, T. Polyzos, M. Perry, and K. Chatzikokolakis, "PCP: Preemptive Circuit Padding against Tor circuit fingerprinting," *arXiv preprint arXiv:2103.03831*, 2021.
- [27] K. Kohls and C. Pöpper, "DigesTor: Comparing Passive Traffic Analysis Attacks on Tor," in *European Symposium on Research in Computer Security*. Springer, 2018, pp. 512–530.
- [28] G. Koppen, "End of life issues," <https://www.mail-archive.com/tor-relays@lists.torproject.org/msg18738.html>, accessed: July 2021.
- [29] C. Lattner and V. Adve, "LLVM: A Compilation Framework for Lifelong Program Analysis & Transformation," in *Proceedings of the 2004 International Symposium on Code Generation and Optimization (CGO'04)*, Palo Alto, California, Mars 2004.
- [30] B. N. Levine, M. K. Reiter, C. Wang, and M. K. Wright, "Timing Attacks in Low-Latency Mix-Based Systems," in *Proceedings of Financial Cryptography (FC '04)*, A. Juels, Ed. Springer-Verlag, LNCS 3110, February 2004, pp. 251–265.
- [31] M. S. Melara, A. Blankstein, J. Bonneau, E. W. Felten, and M. J. Freedman, "CONIKS: Bringing Key Transparency to End Users," in *24th {USENIX} Security Symposium ({USENIX} Security 15)*, 2015, pp. 383–398.
- [32] P. Mittal, A. Khurshid, J. Juen, M. Caesar, and N. Borisov, "Stealthy Traffic Analysis of Low-Latency Anonymous Communication Using Throughput Fingerprinting," in *Proceedings of the 18th ACM conference on Computer and Communications Security (CCS 2011)*, October 2011.
- [33] S. J. Murdoch and P. Zielinski, "Sampled Traffic Analysis by Internet-Exchange-Level Adversaries," in *Proceedings of the Seventh Workshop on Privacy Enhancing Technologies (PET 2007)*, N. Borisov and P. Golle, Eds. Springer, June 2007.
- [34] M. Nasr, A. Bahramali, and A. Houmansadr, "DeepCorr: Strong Flow Correlation Attacks on Tor Using Deep Learning," in *Proceedings of the 25th ACM Conference on Computer and Communications Security (CCS '18)*, November 2018.
- [35] M. Nasr, A. Houmansadr, and A. Mazumdar, "Compressive Traffic Analysis: A New Paradigm for Scalable Traffic Analysis," in *Proceedings of the 24th ACM Conference on Computer and Communications Security (CCS '17)*, November 2017.
- [36] Nusenu, "More than 23% Tor exit relay capacity found to be malicious - call for support for proposal to limit large scale attacks," <https://lists.torproject.org/pipermail/tor-relays/2020-July/018643.html>, accessed: July 2021.
- [37] —, "Ornetstats," <https://nusenu.github.io/OrNetStats/#exit-families>, accessed: July 2021.
- [38] —, "[tor-relays] end of life: tor 0.4.4 (2021-06-15)," <https://www.mail-archive.com/tor-relays@lists.torproject.org/msg18735.html>, accessed: July 2021.
- [39] —, "[tor-relays] tor version 0.4.0.x reaches end-of-life on 2020-02-02," <https://mailarchives.bentasker.co.uk/Mirrors/tor-relays/2020/02-Feb/msg00002.html>, accessed: July 2021.
- [40] S. Oh, T. Yang, N. Mathews, J. Holland, M. Rahman, N. Hopper, and M. Wright, "Deepcoffea: Improved flow correlation attacks on tor via metric learning and amplification," in *2022 IEEE Symposium on Security and Privacy (SP)*. Los Alamitos, CA, USA: IEEE Computer Society, may 2022, pp. 1429–1446. [Online]. Available: <https://doi.ieeecomputersociety.org/10.1109/SP46214.2022.00083>
- [41] L. Øverlier and P. Syverson, "Locating hidden servers," in *Proceedings of the 2006 IEEE Symposium on Security and Privacy*. IEEE CS, May 2006.
- [42] J. Postel, "Transmission control protocol," Internet Engineering Task Force, RFC 793, September 1981.
- [43] I. V. Project, "uBPF machine," <https://github.com/iovisor/ubpf>, accessed: July 2021.
- [44] T. T. Project, "Tor Metrics Portal," <https://metrics.torproject.org/>, accessed: July 2021.

- [45] T. Pulls, “Towards Effective and Efficient Padding Machines for Tor,” <https://arxiv.org/abs/2011.13471>.
- [46] M. Reininger, A. Arora, S. Herwig, N. Francino, J. Hurst, C. Garman, and D. Levin, “Bento: Safely Bringing Network Function Virtualization to Tor,” in *Proceedings of the 2021 ACM SIGCOMM 2021 Conference*, ser. SIGCOMM ’21. New York, NY, USA: Association for Computing Machinery, 2021, p. 821–835. [Online]. Available: <https://doi.org/10.1145/3452296.3472919>
- [47] F. Rochet, “Dropmark code,” https://github.com/frochet/dropping_on_the_edge.
- [48] F. Rochet and O. Pereira, “Dropping on the Edge: Flexibility and Traffic Confirmation in Onion Routing Protocols,” *Proceedings on Privacy Enhancing Technologies*, vol. 2018, no. 2, April 2018.
- [49] F. Rochet, R. Wails, A. Johnson, P. Mittal, and O. Pereira, “CLAPS: Client-location-aware path selection in Tor,” in *Proceedings of the 27th ACM Conference on Computer and Communications Security (CCS ’20)*, November 2020.
- [50] J. Samuel, N. Mathewson, J. Capps, and R. Dingledine, “Survivable key compromise in software update systems,” in *Proceedings of the 17th ACM conference on Computer and communications security*, 2010, pp. 61–72.
- [51] A. Serjantov and P. Sewell, “Passive Attack Analysis for Connection-Based Anonymity Systems,” in *Proceedings of ESORICS 2003*, October 2003.
- [52] “The LLVM Compiler Infrastructure,” <https://llvm.org>, accessed: July 2021.
- [53] M. Thomson, “The Harmful Consequences of the Robustness Principle,” <https://datatracker.ietf.org/doc/html/draft-ietf-iab-protocol-maintenance>, Internet Engineering Task Force, Draft, May 2018.
- [54] “Tor security advisory: ‘relay early’ traffic confirmation attack,” <https://blog.torproject.org/tor-security-advisory-relay-early-traffic-confirmation-attack>, accessed: July 2021.
- [55] “What is eBPF?” <https://ebpf.io>, accessed: July 2021.

APPENDIX

The FAN Plugin Transparency design provides several security properties required to build a trustworthy environment. In this design, reputation is gained from public and cryptographic evidence of correct behavior. Any misbehavior is also publicly auditable and the environment supports appropriate reactions to keep the environment reputable.

1) **Issuance safety and authenticity.** Multiple FAN developers are cryptographically involved in plugin issuance, avoiding a single point of failure. Plugin issuance contains a threshold signature and its meta-data including the plugin’s name and protest and push epochs. Plugins are issued to FTLs. Using TUF [50] for this specific task would be an appropriate choice.

2) **Secure and human-meaningful plugin names.** These are human-readable and uniquely and cryptographically mapped to the plugin’s bytecode. This name security is a property of the FTLs Tree with the assumption that FAN developers are checking the proof of availability and addressing³ observed misbehavior.

3) **Detection of spurious plugins.** If an FTL maliciously injects a plugin within a FAN’s namespace, the FAN developers can efficiently detect it and cryptographically prove the FTL’s misbehavior.

4) **Non-equivocation.** The FTL cannot equivocate plugin availability to members of the network (e.g., serving a proof of availability to one relay and a proof of absence to another) without collusion with the FAN developers. In the presence of a single honest FTL, the collusion behavior will eventually be

detected with cryptographic evidence. (e.g., when the Signed Tree Roots are compared).

We have the following theorems:

Theorem 1. *Under the assumption that $H : \{0,1\}^* \rightarrow \{0,1\}^n$ behaves as a random oracle, a name maps to a unique authentication path in the Name-Structured Merkle Tree List with probability $1 - \text{negl}(n)$.*

Proof. Let $H = RO : \{0,1\}^* \rightarrow \{0,1\}^n$ a random oracle. Let D be the depth of the Tree. Let \mathcal{A} be an adversary able to manipulate the plugin and the meta-info to duplicate an authentication path for the name $name$ assigned to leaf l :

$$l^{\mathcal{A}} = name || H(plugin^{\mathcal{A}} || meta - info^{\mathcal{A}})$$

The adversary succeeds if they can choose $plugin^{\mathcal{A}}$ and $meta - info^{\mathcal{A}}$ such that the parent’s value is:

$$H(l || l^{\mathcal{A}}) = H(l^{\mathcal{A}} || l)$$

or for any of the $D - 1$ parents we have (with h_0 and h_1 the child values of the current level):

$$H(h_0 || h_1) = H(h_1 || h_0)$$

\mathcal{A} performs q queries to the Random Oracle, each of probability $\frac{D}{2^n}$ to succeed. By the union bound, the adversary succeeds with probability $\frac{q \times D}{2^n} = \text{negl}(n)$. Therefore, the authentication path is unique with probability $1 - \text{negl}(n)$. \square

Theorem 2. *Under the assumption that $H : \{0,1\}^* \rightarrow \{0,1\}^n$ is a uniform random function, and given that the authentication path is unique (Theorem 1), the FAN developers can detect spurious plugins with probability $1 - \text{negl}(n)$ with algorithmic complexity $\Theta(D + \frac{N}{2^D})$ for D the depth of the Name Structured Merkle Tree List and N the number of plugins included.*

Proof. \mathcal{A} succeeds to hide $plugin^{\mathcal{A}} || meta - info^{\mathcal{A}}$ with probability $\text{negl}(n)$ (directly from Theorem 1). Hence, the adversary can only modify the legitimate leaf, which gets detected at the re-computation of the Tree’s root using the authentication path (i.e., the re-computed root does not match the expected one using the legitimate plugin).

The recomputation involves D steps to hash each level of the Tree. Assuming H ’s output is uniform, the load on each leaf (i.e., the number of plugins) is expected to be $\frac{N}{2^D}$ on average. Therefore, the FAN developers can detect a spurious plugin with probability $1 - \text{negl}(n)$ with complexity $\Theta(D + \frac{N}{2^D})$. \square

Theorem 2 guarantees that any member of the network can directly catch any attempt to manipulate the proof of availability for a given name. Moreover, if any relay transmits a proof of availability to a peer relay with a forged bytecode, the peer relay would detect it without the need to interact with FTLs and without requiring asymmetric cryptography

³Either through network documents or external channels

operations. These facts display the efficiency of our design and the above theorems offer secure plugin names.

Another important property provided by the FAN Plugin Transparency system is its non-equivocation. That is, it is not possible for the FTLs to trick one party into believing that a plugin is included and another party to believe the plugin is not.

Theorem 3. *Under the assumption that $H : \{0, 1\}^* \rightarrow \{0, 1\}^n$ behaves as a random oracle and is collision-resistant, then an FTL admits a unique root value for a known depth D and set of included plugins.*

Proof. Let $TR : \{0, 1\}_0^* \times \dots \times \{0, 1\}_{2^D}^* \rightarrow \{0, 1\}^n$ a function that takes in input the Tree leaves and computes the Tree root with successive applications of H . At each H application, a collision with the root value may happen with probability $\frac{1}{2^n}$. By the union bound, the probability that the root is unique is given by $1 - \frac{D}{2^n} = 1 - \text{negl}(n)$. \square

From Theorem 3 and assuming a broadcast channel to exchange FTL's root value (e.g., the Tor Consensus Document), then an equivocation would lead to an observable root mismatch.

Figure 10 gives an example of meta-info within our FAN implementation. The first line is the sandboxed memory the plugin requires, which gives the right to all code in the plugin to allocate, share and access data within a specific memory space of N bytes to be specified in the plugin meta-informations and authorized by the plugin manager. Each of the subsequent lines attaches an *entry point* to an internal hook within the Tor binary.

Figure 11 shows an example of function we intercept with a plugin.

```

1 memory 16777216
2 circpad_global_machine_init protocol_circpad add circpad_dropmark_def.o
3 circpad_setup_machine_on_circ_add protocol_circpad add circpad_dropmark_circ_setup.o
4 relay_process_edge_unknown protocol_relay add circpad_dropmark_receive_sig.o
5 connedge_connection_ap_handshake_send_begin_add protocol_conn_edge param 1 add circpad_dropmark_send_sig.o
6 connedge_received_connected_cell_add protocol_conn_edge param 2 add circpad_dropmark_send_sig.o
7 circpad_send_padding_cell_for_callback_replace protocol_circpad replace circpad_dropmark_send_padding_cell.o

```

Fig. 10. Example of a .plugin file containing meta-information for the plugin to compile and link with Tor's code. The first line is the maximum heap memory that the plugin can allocate (in bytes; 16 MiB here). The following lines announce one entry point each. The first element is the Hook name. The second element is the protocol name, the third element is an operation over the hook (e.g., add or replace). There is an optional parameter argument and the final element is the bytecode filename.

<pre> #include "core/or/or.h" #include "core/or/relay.h" #include "core/or/plugin.h" #include "core/or/plugin_helper.h" uint64_t sendme_circuit_data_received(relay_process_edge_t *pedge) { int deliver_window, domain; circuit_t *circ = (circuit_t *) get(RELAY_ARG_CIRCUIT_T, 1, pedge); crypt_path_t *layer_hint = (crypt_path_t *) get(RELAY_ARG_CRYPT_PATH_T, 1, pedge); if ((int) get(UTIL_CIRCUIT_IS_ORIGIN, 1, circ)) { deliver_window = (int) get(RELAY_LAYER_HINT_DELIVER_WINDOW, 1, layer_hint); set(RELAY_LAYER_HINT_DELIVER_WINDOW, 2, layer_hint, --deliver_window); domain = LD_APP; } else { deliver_window = (int) get(RELAY_CIRC_DELIVER_WINDOW, 1, circ); set(RELAY_CIRC_DELIVER_WINDOW, 1, circ, --deliver_window); domain = LD_EXIT; } log_fn(domain, LD_PLUGIN, __FUNCTION__, "Circuit deliver_window now %d.", deliver_window); return 0; } </pre>	<pre> int sendme_circuit_data_received(circuit_t *circ, crypt_path_t *layer_hint) { int deliver_window, domain; if (CIRCUIT_IS_ORIGIN(circ)) { tor_assert(layer_hint); --layer_hint->deliver_window; deliver_window = layer_hint->deliver_window; domain = LD_APP; } else { tor_assert(!layer_hint); --circ->deliver_window; deliver_window = circ->deliver_window; domain = LD_EXIT; } log_debug(domain, "Circuit deliver_window now %d.", deliver_window); return deliver_window; } </pre>
--	--

Fig. 11. Code example of the smallest function we intercept in one of our plugin to evaluate the CPU overhead. The left function is defined in a separate .c file from the main Tor source code and compiled to a BPF bytecode object. It uses a get/set API to indirectly interact with values outside of its allocated memory, upon the control of the main binary. The right function is the one existing in Tor's source code.