

# Towards Flexible Anonymous Networks

Florentin Rochet, Tariq Elahi  
School of Informatics, University of Edinburgh  
frochet@ed.ac.uk, t.elahi@ed.ac.uk

**Abstract**—Anonymous Communication designs such as Tor build their security upon distributing the trust in many volunteers running relays in many locations globally. These volunteers run the Tor code upon various operating systems, each potentially having different software packaging policies. In practice, it leads to a heterogeneous network in which many versions of the same Tor software exist, with a different set of protocol features. Because of the heterogeneous aspect of the network, the maintainers had to come up with *forward-compatible* protocol design strategies. Their role is to guarantee that different versions of the Tor software interact without unrecoverable errors. In this work, we cast the protocol tolerance enabled with forward-compatible protocol considerations as a double-edged sword. Despite being beneficial for the developers, we argue that protocol tolerance is the systemic cause behind many strong attacks against Tor in the past fifteen years.

To address this issue, we propose FAN for Flexible Anonymous Network, a new software architecture for volunteer-based distributed networks that shifts the dependence away from protocol tolerance without losing the ability for the developers to ensure the continuous evolution of their software. We realize an implementation, evaluate the overheads and, experiment with several of FAN’s benefits to defend against a severe attack still applicable to Tor today.

*Note: This version of the paper does not yet address the most recent comments received (March 4, 2022) from its IEEE S&P submission.*

## I. INTRODUCTION

It is no small marvel that the Internet, a system composed of millions of heterogeneous devices spanning the globe all connected together as a networked whole, exists at all. A key component of this engineering achievement is the set of heuristic guidelines and good practices [11], [54] that have emerged through concentrated efforts of international bodies/groups (e.g. IETF) as the Internet has evolved and matured. However, these same guidelines that have done so much good can also be, as argued by others as well [68], [63], the source of security and privacy issues. In this paper, we focus on a foundational heuristic for protocol extensibility designs: the Robustness Principle, attributed to Jon Postel [54] and also called Postel’s Law, and the security and privacy implications on anonymous communication networks (ACNs), such as Tor [17]. We propose flexible anonymous networking (FAN), a novel engineering paradigm for anonymous communication networks that maintains the benefits for extensibility obtained from the robustness principle while mitigating its security and privacy downsides that are prevalent in ACNs today.

The Robustness Principle, as expressed in connection with the standardization of the TCP/IP protocols [54], a cornerstone of the Internet, is stated as: “Be conservative in what you do, be liberal in what you accept from others”. This principle,

buoyed by the success of TCP/IP, has become accepted good practice for subsequent protocol design. Fundamentally, it advises protocol designs to tolerate, without failing, unexpected messages. From a systems engineering perspective, this law enables protocols to be *forward compatible* and sustain *extensible* protocol designs. Protocols that are forward compatible allow processing messages from future versions of the same software, where there may be parts that the now older version does not know how to process and still perform correctly. The application of the Robustness principle has had a considerable beneficial effect on implementation, maintenance, and deployment of protocol features, making compatibility straightforward between multiple protocol versions. When the TCP/IP protocols were being designed, and the Robustness principle was established, it was difficult to foresee the security and privacy implications and the extent of what the Internet would eventually become.

The Tor routing protocol also implements the Robustness principle when processing data and control information since its earliest design in the early 2000s. Indeed, robustness is crucial in a distributed and volunteer-based network composed of nodes running many different versions of the Tor routing protocol. Nodes running older versions of the codebase must tolerate messages with extra or updated data formats from nodes running the latest version. Note, however, that the Tor project is researching methods to enable extensibility using protocol negotiation instead. However, protocol negotiation has the severe drawback of imposing periodic global exclusions of relays that no longer meet the minimum protocol version requirements. Recent exclusions [51], [50] have put at risk almost 10% of relays of being ejected from the network, and the Tor project is questioning their approach to the problem [39]. At the time of writing, the Tor routing protocol supports some degree of protocol negotiation and implements the Robustness principle as well. Rochet and Pereira [63] showed that, as a *threat vector*, the protocol tolerance could be exploited to convey information between malicious relays, find the guard relay used by a particular onion service, and allow several active attacks that easily defeat the anonymity enabled by Tor’s incremental circuit design. Other researchers have also exploited this threat vector, such as fast and reliable Onion Service’s Guard discover [52], [10], [63] or efficient Denial of Service [34], [35]. Furthermore, a real-world attack sponsored by a state agency has been observed in the Tor network using the same threat vector [69], [15]. Altogether, these developments raise awareness of the role this principle plays in efficiently and reliably implementing well-known theoretical attacks, like end-to-end traffic confirmation.

We cast the Robustness principle, and engineered tolerance

in protocols, as a “double-edged sword” that captures both the usefulness of forward compatibility and extensibility and the potential for security and privacy risks that it enables. FAN aims to change how we design and implement ACNs by shifting the dependence away from protocol tolerance without losing benefits of the Robustness.

Our contributions are (in order of appearance):

- 1) A formulation of protocol tolerance as a “double-edged sword” problem that identifies the inherent tension between allowing system designers/developers enough latitude to create maintainable and robust software while limiting the surface area for the adversary to leverage (Section III).
- 2) The novel Flexible Anonymous Networking (FAN) methodology that builds on a new programming paradigm and execution model to address the risks inherent to protocol robustness. FAN’s unique properties allow developers to globally re-program the members for the network (Section IV). It supports building the network’s extensibility through network-wide re-programmation instead of built-in protocol tolerance. Hence, eliminating a common vector responsible for the success of attacks in practice against anonymous communication (Section III&IV).
- 3) An implementation instance of the FAN methodology applied to the Tor codebase to FANify it (Section V).
- 4) A case study of our FAN instance applied to defending Tor against the Dropmark attack [63], where we implement and evaluate a FAN-enabled defense against a powerful attack on Tor that is relevant today. That is, we implement and confirm theoretical advantages that the FAN methodology is expected to bring in a real-world setting (Section VII).

## II. BACKGROUND

### A. Tor

Tor is an example of an anonymous communication network. Core to its design is the notion of extendable circuits that are built from user to destination, routed over three non-colluding intermediate relays, using onion-routing. The Tor network depends on a *number* of protocols to enable circuit creation, usage, and management. The network’s security and privacy of the users also depend on distributed trust, which it achieves through *volunteer-run* network relays for its operations. Currently, the Tor network is composed of almost 7000 relays. Tor has been shown to be susceptible to tagging [17], [22], timing [13], [66], [41], [9], [45], [12], [47], [46], watermarking [26], [24], [25], [63], and fingerprinting attacks [44], [2]. These attacks aim to link together two communicating parties or link a particular activity to a network user. The Tor design, including the protocols, is actively updated to address these attacks and mitigate their effectiveness. Indeed, there is an arms race between the attackers and the Tor developers. It results in a growing complexity to the Tor design and codebase as holes are found and fixed.

To further complicate the problem, the Tor network is not in direct control of the Tor maintainers, in that new versions of the Tor protocol are adopted by relay operators according

to their own decision. For example, the current Tor network consists of relays running six major Tor versions, the oldest released in June 2018 [56]. This fact forces the Tor developers to adopt techniques to build tolerance within their protocol design and features, hoping them to cause as few troubles as possible through time.

### B. Protocol Robustness

1) *Protocol Negotiation*: While the Robustness principle casts a long shadow, there is precedent in limiting its reach. In the security context, there are examples of protocols, such as TLS 1.3 [60], that are more conservative and are not tolerant to unexpected behaviors or older protocol versions. This choice was made in consequence of the logjam attack [3]. This attack exploits the protocol tolerance enabled within the handshake and downgrades to the weakest ciphersuite to make the discrete log computation practical to achieve using the number field sieve algorithm.

2) *Affects on Tor*: Without tolerance to unexpected messages or protocol negotiation, new features may not be released. This can be problematic in the case of Tor, where new features often provide critical security or anonymity enhancements for the users. Protocol negotiation is a step forward, but does not entirely solve the issue and brings its own set of downsides.

Indeed, protocol negotiation leads to End-of-Life cycles, in which relays running software versions that are no longer supported are rejected from the network, even when their contribution is meaningful in terms of bandwidth or specific security attributes (e.g., location diversity). Finding the right amount of flexibility and restricting the adversary’s playground is a difficult challenge that may leave a bitter taste due to the sacrifice it obliges, no matter what the developers choose to sacrifice (i.e., protocol flexibility or security aspects).

### C. eBPF, LLVM and JIT compilation

eBPF [71] (also called BPF) is mainly known for being used in the Linux Kernel to improve the kernel’s flexibility to specific needs. eBPF programs can be hooked in specific places within the kernel and run code ranging from simple monitoring to new congestion control mechanisms.

Fundamentally, eBPF is a *general-purpose* RISC instruction set, and has no specific and mandatory connections to the Linux Kernel. One can write programs in a subset of C and compile to the BPF architecture using the LLVM [40], [67] clang frontend and LLVM backend to obtain a BPF program. This BPF program contains bytecode instructions matching the BPF Virtual Machine, and can be either interpreted or compiled once more to native opcodes. This process of compiling or translating from the BPF bytecode to native opcodes is called JIT (Just-In-Time) compilation, and it elegantly provides code portability and efficiency.

## III. THE DOUBLE-EDGED SWORD PROBLEM

There are several examples of protocol tolerance in action that lead to critical attacks against anonymity or availability

of the Tor network. We argue that it is a systemic problem, a contention between engineers that try to ensure the continuous evolution of their protocol design and adversaries taking advantage of the “freedom” built into the design.

#### A. An illustrative example: Extending Tor circuits

Initially, no network-level restrictions were in place to prevent clients from making long paths of more than three hops within the network. The current three-hop default was a trade-off choice between performance and expected circuit anonymity. Making this decision simple to change within the network involves not constraining the path length. This decision is a software architecture choice that saves much effort and time if it appeared that doing three hops was not good and needed to be changed. Some research work [20] had the idea to utilize this protocol flexibility, i.e., building a circuit with an infinite number of hops, to design a practical congestion attack by including several times the same relay within a Tor circuit. Sending data through this circuit creates an amplification of the bandwidth this relay has to handle compared to the attacker and was helpful in concert with a side-channel measurement to retrieve the identity of some Tor client’s guard relay.

1) *Unexpected Consequences*: The Tor project moved to close this attack with Proposal 110 [16], while keeping the circuit protocol extensible (i.e., tolerant to future changes in the protocol design), but a bigger problem was introduced along the way. The proposal mitigates the attack by limiting the amplification to a factor  $K$ . In addition, the new protocol design allows the length of the circuit to be easily changed in the future, by building in the design a tolerance for different path lengths. However, this inherent tolerance in the Tor protocol, in concert with the new protocol messages introduced in this proposal would allow, three years later in 2014, a state agency to reliably break Tor’s anonymity [69], [15], correlating traffic with absolute certainty. This issue was subsequently fixed<sup>1</sup> by making the Tor protocol more conservative on its inputs, preventing the new RELAY\_EARLY cell type to be used in inappropriate contexts.

Indeed, this highlights another significant issue; backward compatibility with the existing network and deployment lag. Proposal 110 requires transient backward-compatible protocol negotiation with relays that do not yet understand the new protocol messages included in the proposal. As is the case with such updates, there is a period to allow relays to update their software until the new protocol is sufficiently widespread before making it mandatory. Then, the smaller number of relays that do not upgrade can be rejected from the network, thus minimizing the degradation in performance and security. It was three years from proposal to implementation<sup>2</sup> and another year to full deployment<sup>3</sup> that mitigated the path exhaustion attack. During the intervening four years, relays that had not updated were still vulnerable to the attack described in the paper [20].

<sup>1</sup>In the commit 68a2e4ca4baa5.

<sup>2</sup>0.2.1.3-alpha

<sup>3</sup>commit 9bcb18738747e

In summary, this history highlights several intrinsic facets of the Tor design, and protocol design for distributed systems in general:

- 1) Ease of bug fixing and extension are critical concerns to protocol designers and developers.
- 2) Protocol extensibility/flexibility (i.e. tolerance) is a double-edged sword. As the example above and history [52], [10], [34], [63], [35] shows, tolerance in protocol design can be a source of risk to security and privacy of anonymous communication networks. We claim that extensibility requirements and heterogeneous relay versions in the network greatly complicate protocol designs, and are responsible for the many exploited weaknesses. Indeed, by enabling protocol extensibility for unforeseen functionalities or choices, we enable unforeseen risks.
- 3) Speed of update propagation; it may take years to eliminate a significant problem, even when we fully understand it because the fix needs to spread to a sufficiently large fraction of the network.

Taken together, we see the case for software agility, i.e. the ability to design and propagate changes, add features, and address security concerns. Today, software agility is built within protocol designs using Protocol Tolerance and Negotiation. Another approach, one that we will now develop, is to build software agility *as part of the software architecture*, and not within the design of protocols. This is possible using a new software execution model enabled by technologies such as LLVM that have become available today. Eventually, we expect that anonymous communication networks built on the software architecture presented in Section IV would be easier to get correct and more secure.

## IV. FAN ARCHITECTURE

Flexible Anonymous Networks (FAN) is a design for deploying and maintaining an anonymous network that can seamlessly change its behavior—through the addition and/or removal of protocol features and components—without having to restart relays or disturb users’ connections. We realize these abilities through pieces of software we call `plugins`. Plugins interact with the base code of the network (its core components) built and distributed in a regular fashion.

While FAN provides a powerful means to improve ACN security and functionality, developers need to exercise care and follow, e.g., established guidelines to avoid breaking users’ anonymity (e.g., changing the protocol features of a small set of users would be a poor idea).

#### A. FAN Design Goals

Anonymous Communication is a discipline heavily impacted by practical concerns. When developing a given design, making choices that can result in unforeseen issues is part of the process. It may range from minor bugs leading to potential anonymity exploits [5], [57]<sup>4</sup> to design issues weakening the expected anonymity offered by the whole network [20], [69], [34], [63]. Sometimes, these mistakes take years to come

<sup>4</sup>Non-exhaustive examples of minor bugs leading to potential exploits

to light. Once discovered, the requirement for the impacted protocol(s) to stay extensible adds additional complexity to account for in the fix. Then, once the fix has been produced, a significant additional time may elapse until it has propagated to the entire network. We argue that the current method for designing, iterating and deploying anonymous communication does not fully account for these facts, and propose that it could.

To that end, anonymous communication systems created with our proposed FAN methodology will have built-in functional **extensibility** while remaining **secure** and highly **performant**. We detail these properties next.

1) *Extensibility*: FAN plugins enable high-levels of **expressiveness** by exposing internal FAN structures, data, and functions to plugin developers—depending on their access rights—and obtain similar expressive abilities as high-level languages. FAN plugins<sup>5</sup> support **ease of deployment** by offering fine-grained control of the ability to remotely re-program components of the network. In addition, this novel capability offers **speedy propagation** of patches or feature updates throughout the network, as they become available. This contrasts with the current update lifecycle of distributed networks such as Tor that can take up to several years to propagate major changes.

We provide details of our methodology to remotely re-program the protocol features in Sections IV-B, V, and empirical overhead evaluations in Section VI.

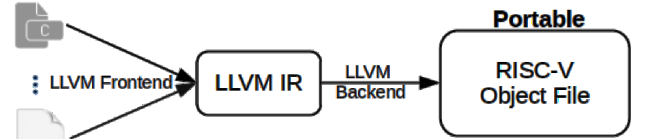
2) *Secure*: FAN-based networks depends on multiple layers of security. For **operational security**, the virtualization technology (Detailed in Section V) provides the sandboxing and resource management capabilities that ensure that FAN plugins may not exceed their memory consumption limit. The **secure deployment** of FAN plugins ensures that only *trustworthy* and *authentic* code may be deployed in a FAN. We control both of these aspects through our FAN Plugin Transparency design detailed in Section IV-C.

Critical to security are the questions of **trust**, such as “Who is authorized to deploy plugins?” and “What may an authorized plugin do?”. FAN deals with these by allowing the adoption of the governance model in place by the organization developing the FAN, which dictates how plugins are managed and used. These questions are directly linked to that specific FAN’s threat model and the security considerations of the underlying technology that FAN is built upon. For example, the answers to these governance questions are relatively easy to adhere to in *centralized*, *trustworthy*, and *authoritative* governance models (e.g., Tor), where there is a simple way forward to enforcing trust in the FAN. An anarchist perspective to governance would have a much harder way forward, as the notions of trust and security are more difficult to capture and implement. While we provide an implementation and a case study of the former (Sec VII), our FAN approach does not rule out this latter possibility.

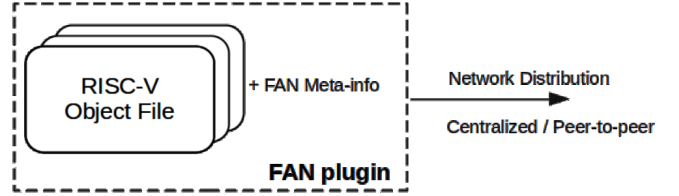
3) *High-Performance*: FANs introduce **minimal overhead**, in terms of computation, storage, and latency and fit within the current infrastructural constraints. This is critical since

<sup>5</sup>Providing that cryptographic authentication succeeds. FAN plugins and their management are described later in Section IV-B.

### (1) Compiling New Functionalities to Bytecode



### (2) Packaging a FAN plugin



### (3) Loading a FAN plugin

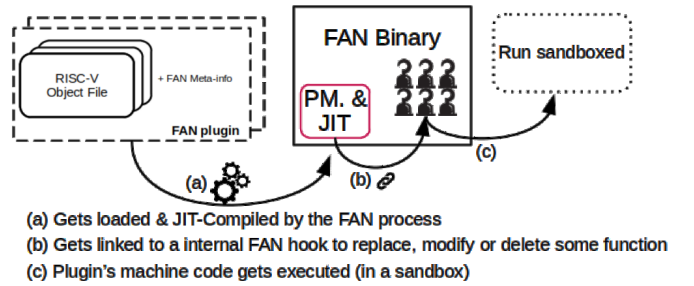


Fig. 1. Flexible Anonymous Network generic architecture. The hooked plugins can be global or connection specific. That is, multiple different plugins can potentially be called from a same hook. PM. stands for Plugin Manager.

anonymous networking communication systems have historically remained niche due to their higher latency as compared to non-anonymous communication channels. Hence, the impact of employing FAN technology will remain below any performance redlines that will negatively impact the network usage and infrastructural expansion.

## B. FAN Plugin Design

An ACN developed using the FAN methodology offers protocol extensibility through the ability to re-program nodes in the network on the fly without the need to reload, restart, or go offline as part of the re-programming process. This re-programmability may be to an arbitrary granularity, i.e., down to a single instruction modification, and potentially supporting circuit-based re-programmability depending on the governance model (see above) and security features of the ACN.

The FAN source code embeds a JIT-compiler and can link the JIT-compiled plugin bytecode to specific hooks in the FAN software. The FAN source code and the JIT compiler are compiled into the FAN binary. When this binary’s execution comes to a hook, it checks whether a plugin may be executed, otherwise default code for this hook is run. The hooks define all the information required to attach a plugin to a hook in the FAN binary. Depending on the governance model for the FAN, this information may include resource budgets (CPUs cycles, memory allocation size, etc.), external access controls (OS-like file level authorization, network authorization), internal access

controls (i.e., the internal FAN data and structure(s) that a plugin may access, modify, extend, or internal functions that may be called) and required cryptographic authorizations for bytecode verification (Described in Section IV-C).

FAN plugin features are written in a high-level language, e.g. C or Rust, and compiled independently from the FAN binary, targeting a bytecode representation. This bytecode targets some Virtual Machine (unspecified here) and is not executable right away (although an interpreter may be provided) (Figure 1(1)). The plugin has associated meta-information that specifies the hook location in the FAN binary where the bytecode should be hooked-in and the capabilities it requires (Figure 1(2)). A FAN plugin may attach to one or more hooks with a shared context between the hooked code. The meta-information provides this context which is instantiated at loading time (e.g., sandboxed memory). Indeed, the FAN plugin may be composed of several bytecode files that may be loaded for the same context but hooked in different locations in the FAN binary (Figure 1(3a)).

The first time the FAN binary loads a plugin (Figure 1(3b)), the plugin bytecode gets JIT-compiled to the appropriate machine-level code and then attached to the specified hook. The same process executing the FAN binary may then execute this attached code, as often as needed. Due to the governance and threat model, specific security measures, like sandboxed execution (Figure 1(3c)) and restricted access to resources, may be in place while executing the plugin code.

### C. FAN Plugin Transparency Design

The FAN approach is a significant shift in how ACN code is developed, shipped, and maintained. It gives ACN developers greater control and possibilities, but it also reduces agency for other stakeholders (e.g. the operators of the network). Indeed, this shift can degrade the trust in the ACN, and the onus is then on ACN developers to safeguard the trust users and operators place in them and the ACN. Anticipating these tensions, we detail the mechanism that, through **transparency**, can allow users, operators, and developers to build a shared basis for trust in the ACN.

*FAN Plugin Transparency Overview:* The Plugin Transparency design we propose is adapted from the design in PQUIC [14], itself inspired from CONIKS [43] used for key management. Our design ameliorates tensions by allowing relay operators (and users) the ability to verify transparently, or audit after the fact, the plugin issuance process, which provides public cryptographic evidence of any FAN developer misbehavior. Operators can observe when a plugin is issued and when it will be pushed to their node(s). If desirable, they also can protest, which is globally transparent. The design discretizes system time into epochs, denoted by monotonically increasing integers  $\in \mathbb{Z}_0^+$ .

The Plugin Transparency design separates the ACN stakeholders into three sets: The FAN / plugin developers and relay authorities (if any), network relays and clients, and **independent** entities hosting the FAN Transparency Log (FTL) (a

Merkle Tree *variant*<sup>6</sup>). We give an overview of each member's actions within this system, then define the security properties it enables, detail the FTL's Name-Structured Merkle Tree List (or Tree for short in the remaining paragraphs) and finally, prove the security claims.

FAN developers have three sets of actions: The first is to issue and withdraw new and old plugins, respectively. To issue a plugin, a name and its attached plugin are sent to the FTLs with meta-information containing a valid threshold signature and a *protest epoch*  $E_{protest}$  and *push epoch*  $E_{push}$ , where  $E_{protest} \leq E_{push}$ . FAN developers may set the protest epoch to the future, giving relay operators the opportunity to audit the plugin and potentially officially record a protest. To withdraw a plugin, only the name and push epoch are set. If the protest epoch passes and FAN developers do not withdraw the plugin, the push epoch defines the plugin's availability in the ACN. In either case, the plugin will be included in the FTL's Tree at the next epoch. A withdrawn plugin is still included in the Tree but marked as "withdrawn" by appending the signed withdraw order to the plugin's meta-info within the Tree once the push epoch has passed. Second, FAN developers may ask the FTL for a *proof of availability* for a given plugin, which they can verify to detect the inclusion of spurious plugins (later defined). This proof authenticates the plugin inclusion in the FTL's Tree. The third action is to broadcast cryptographic evidence of the FTL's misbehavior (e.g., cryptographic evidence of a spurious plugin).

The FTLs have three actions. The first one is building the Tree for each epoch. The Tree includes all plugins available to the network at the current epoch. The second action is generating proofs in response to network member requests. The FTLs respond to *Proof of availability* or *Proof of absence* requests for a given plugin name network members. The FTLs also respond to signed tree root requests for each epoch. The third action is to collect relays' signed protests against a given plugin received until the protest epoch. The signed protests are appended to the plugin's meta-information.

The relay operators' actions are the following. First, they can verify, fetch or share a *Proof of availability* or *Proof of absence* from a FTL with regards to the epoch values of a given issued plugin. Second, relay operators can optionally interact with the FTLs before the protest epoch elapses to formally protest against an upcoming plugin(s) (using their relay's identity key).

These protests are informational (but globally visible), and FAN developers can then decide to withdraw the plugin or not. If not, then the plugin is pushed to the whole network in the push epoch, as defined in the plugin issuance order. Relay operators can use this information to decide whether to carry on participating in the ACN.

*FAN Plugin Transparency Security Properties:* FAN implementations with Plugin Transparency provide:

- *Issuance safety and authenticity.* Multiple FAN developers are cryptographically involved in plugin issuance, avoiding a single point of failure. Plugin issuance con-

<sup>6</sup>We call it Name-Structured Merkle Tree List. Proving that an element is inside or not has the same complexity ( $\Theta(D + \frac{N}{2^D})$ , later described)

tains a threshold signature and its meta-data including the plugin’s name and protest and push epochs. Plugins are issued to FTLs. Using TUF [65] for this specific task would be an appropriate choice.

- *Secure and human-meaningful plugin names.* These are human-readable and uniquely and cryptographically mapped to the plugin’s bytecode. This name security is a property of the FTLs Tree with the assumption that FAN developers are checking the proof of availability and addressing<sup>7</sup> observed misbehavior.
- *Detection of spurious plugins.* If an FTL maliciously injects a plugin within a FAN’s namespace, the FAN developers can efficiently detect it and cryptographically prove the FTL’s misbehavior.
- *Non-equivocation.* The FTL cannot equivocate plugin availability to members of the network (e.g., serving a proof of availability to one relay and a proof of absence to another) without collusion with the FAN developers. In the presence of a single honest FTL, the collusion behavior will eventually be detected with cryptographic evidence. (e.g., when the Signed Tree Roots are compared).

#### FAN Plugin Transparency Details & Proof sketches:

Newly issued plugins are stored in the FTLs structured Tree as leaf nodes. The leaf depends on the plugin’s name, which is a concatenation of the FAN developer’s namespace—registered at the FTL—and the plugin’s unique name (e.g., fan.project/my\_plugin\_v0.0.1, where the registered namespace “fan.project” is concatenated with / to the plugin’s name “my\_plugin\_v0.0.1”). This name is input into the hash function  $H$  and the output is truncated to the Tree’s depth  $D$ , resulting in a binary representation of the location of the leaf node. For example, in Figure 2, with  $H = sha256$  and  $D = 8$ , the plugin above would be stored at leaf 00110011. A ‘0’ is a left child and ‘1’ is a right child from the Tree root. Where there are collisions, plugins are stored in an alphabetically-ordered list used to calculate the leaf value as follows:

$$leaf = H(name_1 || H(plugin_1 || meta - info_1); ...; name_n || H(plugin_n || meta - info_n)).$$

Given this, the root of the FTL Tree can be computed, successively concatenating children and hashing the concatenation, which then enables the ability to verify the *Proofs of Availability and Absence* with authentication paths (see below).

This Tree offers: 1) Efficiency. The proof of availability and the proof of absence (detailed below) can be computed with space and time complexity in  $\Theta(D + \frac{N}{2^D})$  with  $N$  the number of plugins included and  $D$  the Tree depth assuming  $H$  emulates a Random Oracle. In a classic Merkle Tree, the proof of absence would require monitoring the whole tree. Observe that depending on  $N$ , the FTLs can choose  $D$  such that the proofs’ complexity is close to the lower bound  $\Omega(D)$  on average.  $D$  must, however, be the same for all FTLs for

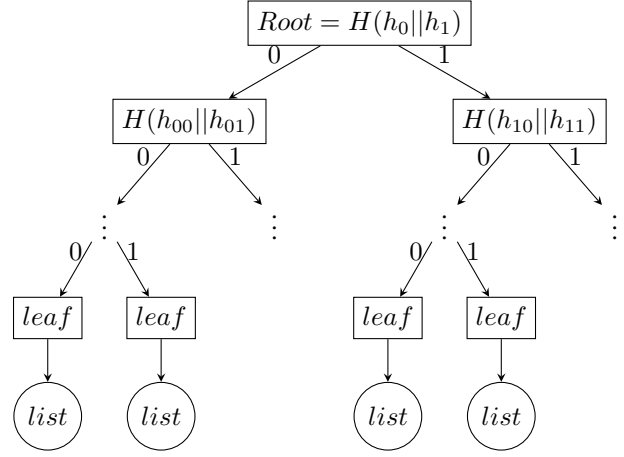


Fig. 2. FTL’s Name-Structured Merkle Tree List. Plugins are assigned in a leaf depending on their name. If multiple plugins are assigned to the same leaf, they are arranged in an alphabetically-ordered list

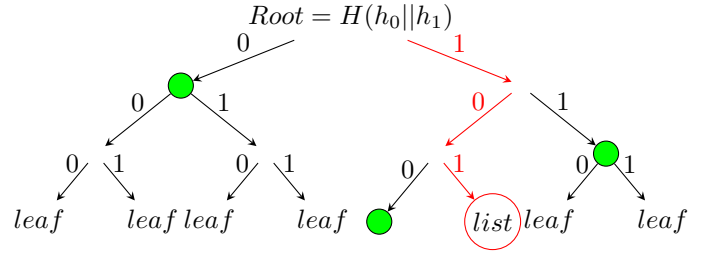


Fig. 3. The green dots are the value provided for the Authentication Path for  $name : H(name) = 101...$  and needed to re-compute the root

the next property to hold. 2) Unambiguous name-to-plugin mapping & spurious plugin detection. A plugin name maps uniquely to a single leaf. The FAN developers can detect if the FTL maliciously swaps the plugin for another from the proof of availability requests to each FTL in each epoch. The relays would also detect it from a non-matching signed tree root value in the proof of availability (the value would not be the same as the one broadcasted by the FAN developers to the network for the current epoch).

The proof of availability and the proof of absence can both be computed from an *authentication path* (see an example in Figure 3). That is, for a given name, the FTL produces the leaf’s list and the list of siblings’ hashes on the path from the leaf to the root. Knowing the expected path in the Tree from the name, the verifier can unambiguously concatenate the siblings and reconstruct the full path using the list of hash values for a given plugin. There are two differences between these proofs: 1) The leaf computation: in the proof of availability, the plugin and meta-info are always included. In the proof of absence, the plugin and meta-info are not included if they were never issued. 2) For the proof of absence, we need an authentication path from each FTL considered “online” for the current epoch.

Then, having the authentication path, the verifier can re-compute the Root hash value and compare it to the expected one. The verifier can infer directly whether the parent’s hash value needs to be computed as  $H(path\_hash || sibling\_hash)$

<sup>7</sup>Either through network documents or external channels



or  $H(\text{Sibling\_hash}||\text{path\_hash})$  from the plugin’s name, since its truncated hash value gives the ordering (i.e., the path direction in the Tree).

Relays will load a plugin if and only if: 1) The FTL is “online”. 2) The plugin push epoch value is lower or equal to the current epoch value. 3) The proof of availability correctly verifies. 4) The plugin is not marked as “withdrawn”. 5) The broadcasted FTL’s root hash matches the proof of availability’s reconstructed root hash.

Observe that relays only need to verify the FAN developers’ threshold signature in the event of a dispute. Furthermore, the proof of availability can be attached to the plugin when it is transmitted to the network. When all verifications succeed, the cost of the overall system at runtime for the non-protesting relays is minimal: no interactions and a few Hash values calculations to verify the proof of availability.

When relay operators protest against an issued plugin by the protest epoch, they sign “\$relay\_identity:protest:\$plugin\_name” and send the signature to at least one FTL, which will broadcast the signature to other FTLs. Weighing the quantity of the protests, the FAN developers may decide to withdraw the plugin from the network. Once withdrawn, relay operators can request a proof of absence from all “online” FTLs. If the relay operator maliciously sends multiple signatures (i.e., different ones for the same protest), the FTLs would forward them to the FAN developers for potential punishment and ignore the protest.

We give formal theorems and proofs in appendix to expand the security discussion.

## V. DESIGN IMPLEMENTATION

We implement a FAN instance prototype using Tor’s codebase forked from Tor version 0.4.5.7. As a virtual machine abstraction, we use eBPF [71] also known to be used in the Linux Kernel [1]. That is, eBPF is the chosen bytecode compilation target for this prototype depicted in Figure 1 and offers code portability. In this research work, we write the extended features in C and compile them to eBPF using the LLVM’s clang compiler that supports compiling from a subset of the C language towards eBPF. This capability leveraged from the LLVM project and integrated in our Tor instance offers the required *expressiveness* to add, modify or replace existing protocols and features within Tor. Plugins can include headers from the Tor source code, indirectly call existing functions within the Tor source code or access fields and variables through the plugin manager interface.

As Figure 1 shows, to execute plugins, we first need to compile the eBPF bytecode to native machine code. This capability is expected to offer *high performance* to our FAN design. We add a modified version of uBPF [55], a JIT compiler of eBPF bytecode towards x86 and arm64. We implement in the original Tor codebase a *plugin manager* module. It can load, compile, link within the Tor codebase and execute eBPF bytecodes with a shared context, involving a shared memory for all of the bytecode files belonging to the same namespace (i.e., each plugin has a namespace). Each of the bytecode files defines what we call an *entry point* for the

plugin, i.e., a function that can be *hooked* and called from within the Tor binary.

The instructions to load the entry points and make up the plugin’s context are written in human-readable instructions within a .plugin file alongside the bytecode objects of a plugin. The file is parsed according to the plugin manager’s specification, and the plugin is then hooked as indicated within the .plugin file if the core protocol supports the selected hook. Figure 12 in Appendix B shows an example for a plugin we later use in Section VII. The first line is the sandboxed memory the plugin requires, which gives the right to all code in the plugin to allocate, share and access data within a specific memory space of  $N$  bytes to be specified in the plugin meta-information and authorized by the plugin manager. Each of the subsequent lines attaches an *entry point* to an internal hook within the Tor binary.

The sandbox mechanism requires the plugin to allocate memory using a dynamic allocation function that our plugin manager exposes. The memory allocated within plugins belongs to a dedicated continuous buffer allocated by the FAN process at plugin compile time. When our FAN implementation compiles the bytecode, it adds instructions to check boundaries for the dereferenced memory, and cleanly exits the plugin’s execution if it tries to access memory outside of its allocated range. The plugin receives a virtual address space, and the host (the FAN process) records an offset to translate the plugin’s address space back to the process’ address space. When the plugin dereferences a pointer, the JIT-compiled instruction checks if the memory address translated back to the host’s memory address space and size requested are correct (i.e., inside the dedicated continuous buffer). This design also means that plugins cannot directly access structures and memory allocated by the FAN process, since they would be outside of their allocated range. To access them, our FAN implementation supports indirect getter and setter functions for various protocol-related data structures. This method also allows the host to expose what it judges necessary to plugins, while also supporting extensibility (i.e., the indirect access can also get extended, and data structures can also be hijacked).

Our prototype assumes centralized governance with trusted plugin developers, i.e., only the official developers of the main FAN binary may load and compile plugins on relays. In practice, this restriction may be enforced using a cryptographic signature as part of the plugin meta-information or a more inclusive and transparent network update process (i.e., The FAN Transparency design in Section IV-C). To enable FAN instances outside the boundaries of this trusted model, we implement a sandboxed mechanism for plugin execution, and access control policies for internal states of the FAN software. These mechanisms form a necessary but insufficient part of a solution for a FAN with untrusted plugins, which is an exciting and challenging direction for future work.

Figure 4 shows details of the FAN instance in Tor and depicts how a new RELAY type cell can be added within the Tor protocol. In the recent Tor version 0.4.6.8, the routing protocol supports 42 different RELAY cells out of a potential 256. In the default Tor codebase an unknown relay cell is dropped and ignored. It can get intercepted in our FAN

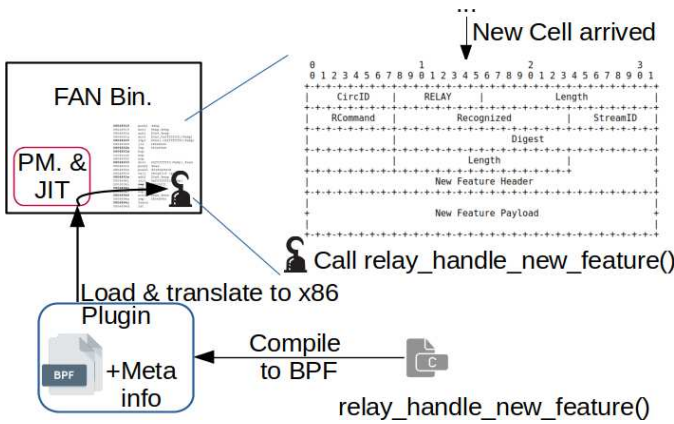


Fig. 4. Instance of a FAN based on the Tor source code. Depicts the injection of a plugin hooked in the “Relay Protocol” for supporting a new Relay cell. The hook needs to be specified in the main FAN source code to be later exploited by any plugin written and compiled ahead of the main binary’s compile time.

instance if a plugin exists to handle this unknown cell type as a new protocol feature. The fundamental idea that this instance design brings is that, if no plugin exists to handle the message, then the message has no reason to exist in the first place. That is, extensibility is built within the software architecture by offering hooks for handling forward features (potentially existing ahead of the FAN binary’s compile time). If some message is not understood, it should be considered an active attack. The circuit should be torn-down to protect the user from potential attackers exploiting the playground left from protocol tolerance. Implementing such a conservative policy (i.e., being intolerant to unexpected messages) with a FAN does not break extensibility or force feature negotiation to delay the permanent usage of new protocol versions or features for a long time. Every member of the network can get up to date right away and all at once.

In this FAN instance, we implemented hooks at several useful places of the Tor routing protocol, and actively use some of them in Section VII which uses the FAN approach to protocol extensibility. Hooks can also be placed by a plugin itself (i.e., plugins can hook themselves to others).

## VI. PERFORMANCE EVALUATION

### A. Methodology

We focus our performance analysis targeting two questions: First, *how much time does it take to load a typical protocol extension?* This analysis is performed by dumping statistics from the the plugin manager module we implemented when it loads plugins. Second, we are interested in *how much computation overhead does executing typical plugins incur and what impact does it have?* To answer this question, we build an experimentation setup designed to stress-test the usage of plugins.

### B. Overhead analysis

1) *Loading plugins:* We evaluate how much CPU time it takes for typical plugins to be ready to execute. It includes

Plugin	#LoC	#hooks	Bytecode size	Loading Time
hello_world	10	1	4KB	204 $\mu$ s
sendme_1	25	1	4KB	202 $\mu$ s
sendme_2	67	2	8KB	385 $\mu$ s
sendme_3	82	3	12KB	486 $\mu$ s
dropmark_def	652	6	24KB	764 $\mu$ s
dromark_def_uncons	675	7	28KB	829 $\mu$ s

TABLE I  
PLUGINS IMPLEMENTED IN TOR

acquiring the bytecode, the JIT compilation CPU time, and the plugin environment setup in our modified Tor version. Acquiring plugins means loading them from disk. It does not evaluate the plugin’s authenticity. If Plugin Transparency is used, such authenticity requires applying a hashing function  $H$  several times to verify the proof of availability received with the plugin. This is less costly than verifying an asymmetric signature for the same level of security and is expected to consume a few  $\mu$ s of CPU time. A plugin may be composed of several entry points, each lives in its own compiled bytecode file. Our framework loads each of them independently and link them at the application-level context, such that a plugin may be composed of multiple entry points and may hold a shared sandboxed memory between each loaded entry point.

Table I gives an overview of different plugin costs. We implemented several plugins to test the Tor FAN architecture, from a simple hello world injection to novel protocol features discussed in Section VII.

Note that these numbers are displayed for the worst-case scenario, i.e., the features are fresh to the receiver. If the receiver has previously used a plugin, the JIT-compiled code is cached, and the time to load the plugin is solely impacted by the time to set up a sandbox instance to run the cached code, which is almost negligible.

From these numbers (i.e., typical plugins are loaded in less than 1ms), we can conclude that dynamically loading new protocol features is feasible and does not incur significant latency, which we believe opens the door to different governance policies. For example, dynamically sending a plugin within a Tor circuit would be feasible. That is, upon circuit creation, a Tor client could negotiate features that relays have to support on this circuit. Such features may be sent and loaded as part of the circuit creation procedure without incurring significant latency. They would not necessarily be used for other circuits on the re-programmed relay (i.e. per-circuit isolation).

2) *Fast-path Code Hijacking:* We also care about the impact of running the plugin code as compared to the legacy code within the original binary. Each code path (sequence of instructions) does not have the same impact on the software, and the overall Tor network. For example, we may differentiate the “fast path” from a “control path”. The fast path would be sequences of instructions typically executed when performing the most common task within the network. A control path would be a sequence of instructions performed over a specific and potentially rare event. In regular usage of relays, the fast path in Tor involves all instructions relaying cells to the next hop. While plugins do not necessarily require to plug-in the fast path, we would like a FAN architecture to support such capability and display high performance.



Figure 5 shows the design of a testbed to stress-test our FAN instance implementation and measure the overhead of several entry points hooked into the fast path of the exit relay. This experiment makes 40 Tor clients send 20 MB of data on each circuit. Each circuit shares the same exit relay. We measure the throughput of the slowest stream in each run of the experiment. Thus, we do 500 runs of the experiment for each network configuration.

As a baseline, using vanilla Tor we craft the number of parallel streams in this stress-test network to push the exit relay’s process to a 100% CPU consumption. This method allows us to capture any overhead induced by our plugins as a throughput reduction. The processor on the machine used for this evaluation is a AMD Ryzen 7 3700X 8-Core<sup>8</sup>.

Figure 6 displays the results of three experiments comparing our FAN instance to vanilla Tor. Each of the experiments made with our FAN instance involves a plugin hijacking the Tor flow-control algorithm with an increased amount of entry points hooked to the fast path. Each entry point hijacks an existing function of the flow-control algorithm called in the fast path. That is, we test three plugins expected to be increasingly more costly by requiring more entry points to be hooked in the fast path. In each case, the plugin reproduces the behavior of the legacy code for a meaningful comparison. The code being intercepted and replaced is executed each time a data cell is processed on edge points (clients and exit relays). As an illustration, Appendix C contains a code comparison of the minor function we intercept in Tor, with the code called by the entry point.

From our results, we make two observations. First, there is a small average throughput reduction when the network uses plugins, as depicted in the three experiments running the plugins. Second, increasing the amount of code plugin entry points does not significantly further decrease the throughput. The main culprit for the throughput reduction is actually coming from the modified main Tor binary. When executing a plugin, we first have to locate it in a hashtable using the hook’s name. Hashing a string is a costly operation on the fast path. Further engineering could bring more reduction to the overall FAN implementation cost. However, these results fulfill our expectations: they show that our method to link, deploy and use JIT-compiled machine code from a portable bytecode abstraction offers near-optimal performance over the fast path in an anonymous network<sup>9</sup>.

## VII. FAN CASE STUDY: DEFENDING AGAINST THE DROPMARK ATTACK

We investigate the use of our Tor FAN instance (Section V) with a case study: defending against the Dropmark attack [63] to demonstrate FAN’s novelty and its benefits. We target an important subject of concern raised in recent research and show how FAN can help with security issues in the real world. We apply FAN’s capability to deploy a defense against a

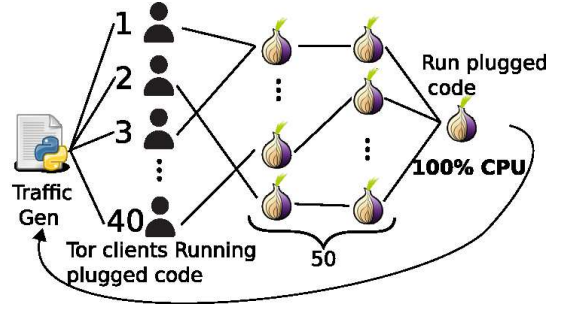


Fig. 5. Measurement setup for FAN overheads estimation over the fast path. Each client are configured to send a 20MB stream of data.




Fig. 6. Throughput of the slowest Tor client within the measurements. Each boxplot covers 500 runs of setup in Figure 5 with the network configured with increasingly more entry points in a plugin. We use plugins `sendme_1`, `sendme_2` and `sendme_3` from Table I.

recently discovered attack called Dropmark on a Shadow [27], [29], [33] simulation. Designing and deploying this defense illustrates one of FAN’s design promises: addressing the weaknesses stemming from protocol extensibility techniques (i.e., Robustness principle and Protocol negotiation) with a novel methodology.

### A. Case Study Background

1) *Dropmark*: The Dropmark attack is an active and reliable traffic confirmation technique [63] having low false positive rate and high success rate, which can be considered more robust than other existing correlation strategies due to its unique properties [26], [24], [46], [38]. Indeed, the dropmark attack is a 1-bit communication channel between a malicious exit relay and a passive observer watching Tor clients, such as a malicious ISP or a malicious Guard relay. The attack exploits two key characteristics of network protocols: 1) the existence of periods of silence in which no data should be expected by a Tor client, 2) the Robustness principle. That is, malicious exit nodes can fit in a message at the precise time of expected protocol silence. The Tor client would then drop that message. This message does not trigger circuit breakage due to protocol tolerance and would be observable to any on-path passive observer. The main characteristic that makes the dropmark attack stand out from other known attacks is its reliability and conformance to the Tor Routing protocol. Consequently, two ways to mitigate the issue are damaging its reliability or making the dropmark messages invalid to the Tor protocol and detecting the malicious relays. In this case study, we explore how to damage the Dropmark’s reliability efficiently.

<sup>8</sup>Using a different processor would require re-evaluating the number of parallel streams to use.

<sup>9</sup>This is true for code that does not compile to a dedicated set of hardware instructions (e.g., AES-NI).

2) *Circuit Padding*: Tor’s circuit padding [37] is a framework designed to let Tor clients and relays to negotiating and “programming”<sup>10</sup> finite state machines in which each state matches a padding behavior according to a specified padding distribution (histograms or parametrized continuous distributions). Pre-programmed events within the padding machine framework can capture Tor related events, such as a circuit opening, to make the machines change their current state, hence changing their behavior. Figure 7 shows a padding machine currently being used in Tor with a state transition based on circuit events. Padding machines may be much more complex in the future and the framework is designed to foster research and ease of deployment for solutions tackling complex problems such as website fingerprinting [58] or traffic confirmation.

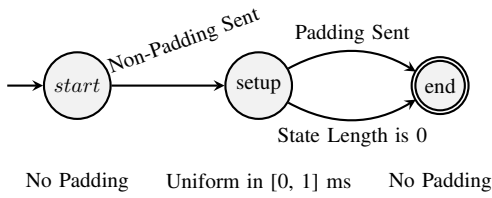


Fig. 7. Circuit Padding Machine used in Tor relays to make the cell pattern of a rendezvous circuit construction the same as regular exit circuits serving a connection request from the Client

The padding machine’s specifications depend on the version of the padding framework, and it may be possible that the circuit padding framework does not yet offer the capability to support padding machines that would be helpful against website fingerprinting or traffic confirmation while being reasonable regarding performance overheads, hence potentially delaying the deployment of the right solution if discovered. Making the Circuit Padding Protocol within Tor compatible with the FAN methodology may improve the odds against the complex issues that circuit padding tries to address.

### B. Enhanced Circuit Padding with FAN

Dynamically extending the padding machine framework offers a great opportunity to realize FAN’s benefits. Therefore, we placed hooks within the Circuit Padding Protocol designed to support and react to new internal events and new messages sent by the Tor client. Using these capabilities, we design a particular padding machine dedicated to helping against the Dropmark attack. This padding machine uses the FAN methodology to extend the circuit padding protocol and supports new protocol functionalities that were not part of the initial framework’s capabilities. We argue that these new protocol messages and events are needed to efficiently defend against the dropmark. By efficient, we mean that the padding machine should have low bandwidth overhead and effectively thwart the properties that the dropmark exploits.

<sup>10</sup>It does it by offering a simple interface to specify machine states and transition events

1) *Introducing the Dropmark defense*: Figure 8 shows the FAN dropmark defense padding machine called “dropmark\_def” in Table I, which we deployed and tested in faithful networking conditions in a Shadow simulation Tor network. The padding machine supports several events that required an upgrade of the circuit padding framework. This upgrade is brought through two plugins (client & relay) to support sending an application-level event from the Tor client to make the relay transition its padding state to a padding behavior in the precise moment an inbound period of silence should be expected (known and announced by the client through the protocol extension). Also part of the defense, the plugin carries another extension enabling a conservative protocol policy that prevents the middle relay on which is plugged the machine to forward any message towards the client if the circuit is clean (i.e., when no streams have been attached yet). This protocol restriction would hinder the extensibility of the Tor routing protocol with today’s methods (i.e., due to the Robustness principle or Protocol Negotiation). However, with FAN, the protocol can be arbitrarily restrictive since we can globally re-write any problematic restrictions for future requirements.

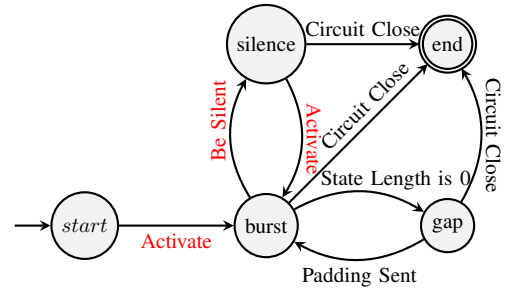


Fig. 8. Dropmark Defense padding machine negotiated on the middle relay when the circuit opens. Events “Activate” and “Be Silent” are client-triggered events fired through a protocol extension enabled with FAN. State Length is a counter decreasing at each padding cell sent.

The Dropmark defense padding machine is designed to reproduce the watermark of the Dropmark attack to increase false positives significantly. That is, an adversary observing the network either on the Guard relay or the wire should observe a watermark on every Tor circuit regardless of malicious exit relays serving on the other end of the circuit, rendering the Dropmark attack unreliable. The defense idea is to make the base-rate fallacy [8], [53], [36] a significant problem for the dropmark listener. Upon flagging a dropmark, the probability of misclassification would be high. That is, the probability that the observed and “dropmarked” Tor client is not actually connected to a malicious exit relay would be high under reasonable total exit bandwidth compromised fraction.

2) *How does the plugin and dropmark machine work*: When the client opens a circuit expected to exit the Tor network (i.e., carry a stream that connects to a destination on the Internet), the client negotiates the dropmark padding machine with the middle relay, which puts it in the “start” state on the relay’s side. Some hooked code triggers this negotiation from the dropmark defense protocol extension. The machine enters the “burst” state upon a client “Activate” event. In our plugin, the client sends an “Activate” signal

by hijacking Tor’s `BEGIN_CELL` code path responsible for sending a connection request to the exit node. When the middle node receives the signal, it triggers the plugin’s code for an “UNKNOWN” `RELAY` cell, similar to the scenario presented in Figure 4. The burst state makes the machine send  $N$  padding cells with  $N$  sampled uniformly at random in the interval configured to range 3 to 9. The sampling is done each time the machine enters the burst state. When the machine has sent the  $N$  padding cells, it moves to the “gap” state, in which the machine waits between [1ms, 80ms] at random, then sends one padding cell and goes back to the burst state. The machine juggles between those two states until the circuit closes or a client signal “Be Silent” is received at the middle relay. In our defense design, we also hijack the code path of a `CONNECTED` Tor cell received on the client from the exit relay which announces connection to the desired destination. In reaction to receiving a `CONNECTED` cell, our dropmark defense plugin on the client sends a “Be Silent” message to the middle relay, deactivating the padding (because no more Tor Routing protocol silences are guaranteed for the adversary to exploit during the circuit lifetime). Note that in Figure 8 the gap state also has a “Be Silent” event towards the silence state (not drawn for clarity).

3) *Why does FAN make Circuit Padding more interesting:* The circuit padding protocol is a promising feature recently added in Tor to address Website Fingerprinting, and potentially improving the odds against traffic confirmation (passive or active). However, there is a bandwidth sacrifice to make. The interest in these padding machines is directly linked to the bandwidth overhead it will cost, and we believe FAN may help in significantly reducing the bandwidth overhead while maintaining the machine’s benefit. How? By introducing restrictive protocol policies alongside the padding machine. Our dropmark defense case study forbids middle nodes to send cells inward on the circuit before the client authorizes it. As a consequence, this protocol policy prevents an exit relay to abuse a period of silence existing in the Tor protocol (i.e., between circuit creation and the first stream attachment), thus obviating the need to send padding cells during this potentially large period at all. Instead, we rely on a signal made by the client to cover small windows of silence, e.g., when we instruct the exit relay to connect to a destination server, we ask the middle node to cover a potential dropmark attempt.

### C. Dropmark Defense Analysis

1) *Reproducing the Dropmark Results:* We re-implemented the dropmark attack [61] on a recent Tor version (Tor-0.4.5.7). With this updated code, we reproduced the original results using the newest Shadow simulator and user simulation model based on real traces collected with PrivCount [31], [19]. Table II shows the attack accuracy computed from correct (True Pos., True Neg.) and incorrect (False Pos., False Neg.) classifications. The experiment contains 24,800 simulated Tor users and 202 Tor relays. Those users altogether connect more than 640,000 times during the experiment to simulated Top Alexa websites. These results confirm the original high accuracy of the Dropmark attack over a more faithful network

Attack	TPos	FPos	TNeg	FNeg	Accuracy
Dropmark	0.999972	0.007713	0.99229	0.000028	0.9961

TABLE II  
DROPMARK ATTACK SHADOW SIMULATION RESULTS

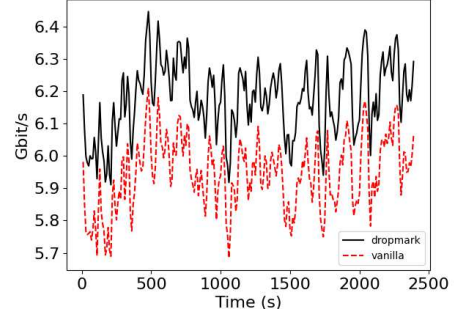


Fig. 9. 20-second moving average of total relay goodput on a 4% scaled down Tor network from April 2021 (202 relays). The dropmark experiment applies the dropmark defense to 643,005 circuits, and generates padding. The “vanilla” experiment does not use the defense.

simulation, thanks to the recent progress in Shadow’s simulation environment [33].

2) *Empirical Dropmark Defense Results:* We deployed our dropmark defense machine in a Shadow Tor network simulation while running the dropmark detection code on guard relays. The defense is efficient: the malicious guard relays flagged 99.9975% of the active circuits which connected to the simulated Alexa Top list while no malicious exits were involved in the simulation. The missing flags are due to strong transient congestion on some guard relays, delaying the processing of cells, and in a few cases, breaking the fake dropmark signal sent by the plugin on the middle node.

The overhead cost of the defense is minimal, thanks to the conservative protocol policy shipped with the dropmark circuit padding machine. Figure 9 shows the overall bandwidth overhead induced by the dropmark defense during the simulation. During 1 hour of virtual time, the clients generated 643,005 active circuits on which the dropmark defense has been activated. Figure 10 shows that, on average, the middle relays sent 114.25 padding cells in these circuits to cover potential dropmark attempts in periods of silence created by the Tor Routing Protocol, totaling  $\approx 70$  million ( $\approx 36GB$ ) cells during the virtual hour over the whole network. While these numbers may look large, they represent a small overhead of 3.92% for the overall network goodput. Moreover, thanks to the deployed protocol restriction, the defense requires only to cover on average 350ms of expected protocol silence (Figure 10). Note that, because recent Tor topologies have a scarce total exit capacity [64], slightly increasing the bandwidth usage in the entry and middle region of Tor circuits is not expected to impact the clients’ goodput.

3) *Analytical security evaluation using the Bayesian Detection Rate:* We assume, per Tor’s threat model, that the adversary sits between some fraction of the Tor clients and the Internet, controlling some guards or ISPs, and listening for dropmark events. The question that the adversary cares about



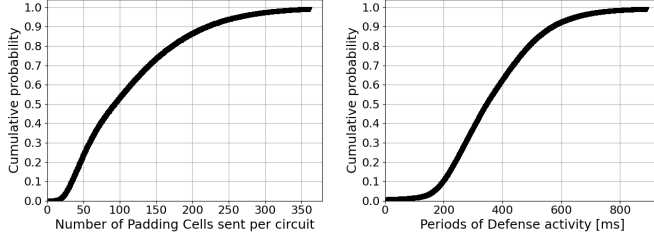


Fig. 10. Per-circuit statistics of the dropmark defense deployed on our FAN instance. Plotted until percentile .99

when they observe a dropmark is “*Did I send the dropmark?*” We consider this question to define the reliability of the traffic confirmation attack. We can compute it using the *Bayesian detection rate* relative to how much bandwidth the adversary controls at the exit position. We can calculate the Bayesian detection rate using Bayes’ Theorem:

Let  $D$  be a random variable that denotes the observation of a dropmark over the circuit ( $\neg D$  otherwise). Let  $F$  be a random variable that denotes the fraction of exit bandwidth the adversary controls ( $\neg F$  the fraction not controlled). We are interested in  $P(F|D)$ , that is, the probability that the observed dropmark signal actually comes from the adversary:

$$P(F|D) = \frac{P(F) \times P(D|F)}{P(F) \times P(D|F) + P(\neg F) \times P(D|\neg F)}$$

From our Dropmark empirical results in Table II and from the empirical results of the dropmark defense obtained with Shadow, we can compute  $P(F|D)$  relative to  $F$ . Indeed,  $P(D|F) = TP_{os} = 0.999972$  and  $P(D|\neg F) = FP_{os} = 0.007713$ . Using the defense,  $P(D|\neg F)$  rises to 0.999975. Figure 11 gives the overall picture and highlights the base rate fallacy: with a low compromised fraction of exit bandwidth (say 1%), the probability that an observed dropmark actually does come from the adversary would be 0.567. However, the dropmark attack’s FPR is low, making the attack’s reliability rise as the compromised exit fraction increases. Several facts make these results concerning: 1) The Tor network experienced several times in its recent history a significant fraction ( $> 20\%$ ) of the total exit bandwidth being controlled by a malicious operator [48] and 2) several exit families hold a large fraction of the total exit bandwidth [49]. Independently of their trustworthiness, being in a position that allows reliable dropmark-based deanonymization at scale might be undesired until the problem is solved.

The positive news, however, is that the defense is efficient in breaking the dropmark’s reliability, as the adversary needs a Bayesian detection rate close to 1 for the attack to be usable at scale, which cannot be achieved unless they control all of the exit bandwidth.

#### D. Can the Dropmark Defense be abused?

With padding defenses, there is a risk of bandwidth amplification attacks. For example, by employing a congestion attack [34], [35], a client may build many circuits through the same guard relay (but different middles), activate the dropmark

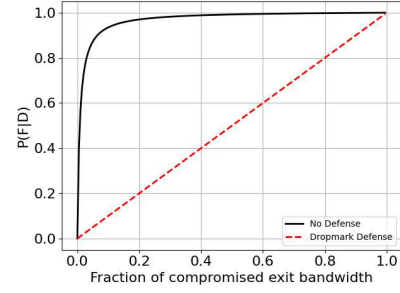


Fig. 11. Bayesian Detection Rate as the dropmark’s reliability to large scale deanonymization (needs to be close to 1 to avoid flagging “innocents”).

defense and stop reading the client-guard connection. We can deploy several mitigations to face such an issue. First, from Figure 10, capping the number of padding cells produced by the dropmark defense to 350 would be good for  $\approx 99\%$  of Tor circuits. Second, we may extend the protocol to support a flow-control between the client and the middle node, limiting the amplification to a chosen factor using authenticated sendme cells [28], which is a recent deployed feature to help against congestion attacks. Third, guard relays may detect and IP-ban malicious Tor clients connecting with multiple circuits, triggering the defense and not reading their TCP connection. This list of mitigations is not exhaustive, however recall that FAN’s core goal is to be tolerant to design change, and so can accommodate future mitigations as they appear. That is one of the core strengths of the FAN methodology: it assumes it cannot be possible to build a system right up-front, and therefore, supports continuous evolution of the design built-in to the software architecture.

#### E. Why should we even bother addressing the Dropmark?

An argument may be made that it is not worth applying a relatively “costly” defense against any particular end-to-end traffic confirmation attack that still admits others. However, some of these attacks are more effective and devastating for privacy than others, such as the Dropmark, tagging, and RELAY\_EARLY attacks. Therefore, where the costs can be made acceptable, defenses should be deployed. Indeed, the Tor project adopts this thinking: 1) the RELAY\_EARLY traffic confirmation attack was solved with a protocol-level conservative policy, at no additional overhead, 2) there is a proposed defense [6], [42] for the tagging attack, originally outside Tor’s threat model [17], that is likely to be deployed when hardware instructions for AES-GCM reach most processors<sup>11</sup> and make it practical, i.e. light overhead, to be incorporated into Tor’s fast path. In the same vein, the introduction of FANs renders heretofore costly or impractical defenses against the Dropmark attack both low-overhead and effective. In general, for low-latency anonymous designs as a whole, it makes sense to consider the spectrum of traffic confirmation attacks, and decide which are serious and worth addressing, especially as technological progress brings defenses within reach.

<sup>11</sup> AES-GCM hardware instructions are unavailable on ARMv7 and optional on ARMv8, so it may still take time

### F. Case study Conclusion.

This case study illustrates that deploying ephemeral conservative protocol policies can be useful to defend against traffic confirmation techniques, reducing the overhead of padding-based defenses. We argue that such policies would be unfeasible to deploy over vanilla Tor: it may hinder extensibility, and in case of problems, expose developers to a difficult choice. Either excluding relays that do not update fast enough or wait long enough for the restrictive protocol feature to be removed through the regular Tor volunteers’ update lifecycle. Furthermore, FANs may help catch up with the attacker much faster, deploying a solution or an incremental improvement without having to wait for the network to update by itself, which can take several years in the worst cases. Third, the maintainability specific to a FAN allows the setting of a new course of action for deploying novel complex features: we do not need to have them fully complete to launch, and various parts can be incrementally funded, developed, and then deployed.

## VIII. RELATED WORK

Bento [59] is the closest work to the FAN approach. Like FAN, Bento is fundamentally an architecture. Bento provides mechanisms for installing user-defined functions on Tor nodes using a “middlebox” approach, assuming a perfectly secure enclave to run user-functions in. Bento pays a high performance price being designed as a separate process running a Python controller interacting with the Tor process through a socket to exchange information (e.g., Tor cells). While the two designs are close to each other in spirit, the architectural differences would lead to radical differences in terms of performance, security, capability, and deployability. FAN mainly discusses and addresses the need for better extensibility. Bento argues for the benefits of a user-controlled environment remotely running arbitrary code in an enclave. FAN does not offer the opportunity to deploy user-defined functions; it is an open question if these can be made secure and performant to the degree necessary for widespread availability. However, as we discuss in Section IX, we are working on an approach to bring application-level control to the network. Hopefully, both Bento and FAN directions make the research for the benefits of flexible anonymous communication richer.

The idea to expose a novel programming methodology using BPF was first proposed in the Linux kernel in the late 90s (ver. 2.1.75). BPF eventually evolved to eBPF (ver. 3.17) and revolutionized the interaction between the userspace and the kernel space. The kernel added a JIT compiler to handle BPF bytecode more efficiently and exposed a brand new interface to the user space. The technology evolved over decades, and the observed benefits lead researchers to seek a similar control in the transport stack [14], [62], or in the network layer to support better BGP extensibility, called xBGP [72]. eBPF is not the only VM compilation target that the LLVM project can support. WebAssembly is also an interesting candidate, and recent developments of compilers by the Bytecode Alliance [4] or other independent projects [70], [21] as well as the native support of Rust language towards the WebAssembly target

make them interesting technology candidates for a FAN (for expressiveness and safety).

Regarding Anonymous Communication, Rochet and Pereira [63] called for the existence of a fundamental trade-off between security and protocol flexibility. This work shows how a software architecture change can get us more control while removing protocol tolerance, enabling a realistic solution against the Dropmark attack, and potentially many other benefits. The Vanguard add-on [7] produced by the Tor project reacted to the research in [63] by enabling restrictive protocol policies, killing any circuit receiving an unknown cell. We argue that this choice would force the Tor project to negotiate any new feature and wait a long time to deploy them (until most of the relays are upgraded) or force periodic global exclusions of relays, which would damage the network diversity and throughput.

## IX. DISCUSSION & CONCLUSION

We expose in this work what we believe to be a systemic software engineering shortcoming responsible for several strong attacks against the Tor design in the past fifteen years. Indeed, we argue that the freedom left by the developers in their protocol designs required to ensure the continuous evolution of the network and minimize the burden to roll out changes is also the source of the adversary’s strength. We gave an appealing example (Section III) regarding the circuit extension protocol, in which the protocol’s tolerance enabled a chain of exploits. It has led to the most reliable traffic confirmation technique to date, and put in use by a state agency. We also argue that the exploitation of protocol tolerance is the root cause of several other reliable attacks against the Tor design (DoS using tolerance in the control-flow [34], dropmark due to Robustness in the Relay protocol [63], arbitrary positioning allowed in the HSDir list [10], etc).

Programming the network with a FAN methodology may help prevent those protocol flaws from existing in the first place. Indeed, with a FAN architecture, we can naturally tighten the tolerance embedded in feature designs: there are no forward/backward compatibility concerns. There is no “should I leave that possibility open for later?” type of question when programming with FAN. Instead, the developers may be as conservative as possible and deploy new iterations of functionalities with plugins, programming new behavior as it is needed.

Moreover, tightened control on the overall network features and behavior makes many improvements feasible to deploy and succeed, such as incentives schemes [18], [32], [30] and path selection performance improvements [23] requiring the whole network to be compliant.

We also demonstrated in our case study in Section VII how helpful conservative policies can be. Indeed, because we can safely deploy conservative policies with FAN—that would otherwise damage the network’s extensibility—we can achieve a low-overhead defense designed to make the Dropmark attack unreliable.

This work assumed trusted plugin developers. That is, only the developers of the FAN binary are authorized to deploy



new plugins. However, in future work, we will explore the benefits of the following research question: “Can the FAN methodology push threat modelling and security concerns to the application layer?” That is, providing that we meet network-wide security and safety concerns, what would code plugged in by an application to its own circuits offer?

## ARTIFACT

The FAN source code and developed plugins will be open-sourced at publication time, and tutorials to write plugins and experiment with FAN will be available.

## REFERENCES

- [1] eBPF in the Linux Kernel. <https://www.kernel.org/doc/html/latest/bpf/index.html>. Accessed: July 2021.
- [2] Gunes Acar, Christian Eubank, Steven Englehardt, Marc Juarez, Arvind Narayanan, and Claudia Diaz. The Web Never Forgets: Persistent Tracking Mechanisms in the Wild. In *Proceedings of the 2014 ACM SIGSAC Conference on Computer and Communications Security*, CCS '14, page 674–689, New York, NY, USA, 2014. Association for Computing Machinery.
- [3] David Adrian, Karthikeyan Bhargavan, Zakir Durumeric, Pierrick Gaudry, Matthew Green, J. Alex Halderman, Nadia Heninger, Drew Springall, Emmanuel Thomé, Luke Valenta, Benjamin VanderSloot, Eric Wustrow, Santiago Zanella-Béguelin, and Paul Zimmermann. Imperfect forward secrecy: How diffie-hellman fails in practice. In *Proceedings of the 22nd ACM SIGSAC Conference on Computer and Communications Security*, CCS '15, page 5–17, New York, NY, USA, 2015. Association for Computing Machinery.
- [4] Bytecode Alliance. Wasmtime. <https://wasmtime.dev/>. Accessed: July 2021.
- [5] Anonymous. Bandwidth stats info leak upon close of circuits with queued cells. <https://gitlab.torproject.org/tpo/core/tor/-/issues/23512>. Accessed: July 2021.
- [6] Tomer Ashur, Orr Dunkelman, and Atul Luykx. Using adl for relay cryptography (solving the crypto-tagging attack). <https://gitweb.torproject.org/torspec.git/tree/proposals/295-relay-crypto-with-adl.txt>.
- [7] asn. Announcing the vanguards add-on for onion services. <https://blog.torproject.org/announcing-vanguards-add-onion-services>. Accessed: July 2021.
- [8] Stefan Axelsson. The Base-Rate Fallacy and the Difficulty of Intrusion Detection. *ACM Trans. Inf. Syst. Secur.*, 3(3):186–205, August 2000.
- [9] Kevin Bauer, Damon McCoy, Dirk Grunwald, Tadayoshi Kohno, and Douglas Sicker. Low-Resource Routing Attacks Against Tor. In *Proceedings of the Workshop on Privacy in the Electronic Society (WPES 2007)*, October 2007.
- [10] Alex Biryukov, Ivan Pustogarov, and Ralf-Philipp Weinmann. Trawling for Tor Hidden Services: Detection, Measurement, Deanonimization. In *Proceedings of the 2013 IEEE Symposium on Security and Privacy*, May 2013.
- [11] B. Carpenter. Architectural Principles of the Internet. RFC 1958, June 1996.
- [12] George Danezis. Statistical Disclosure Attacks: Traffic Confirmation in Open Environments. In Gritzalis, Vimercati, Samarati, and Katsikas, editors, *Proceedings of Security and Privacy in the Age of Uncertainty (SEC2003)*, pages 421–426. IFIP TC11, Kluwer, May 2003.
- [13] George Danezis. The Traffic Analysis of Continuous-Time Mixes. In *Proceedings of Privacy Enhancing Technologies workshop (PET 2004)*, volume 3424 of LNCS, pages 35–50, May 2004.
- [14] Quentin De Coninck, François Michel, Maxime Piraux, Florentin Rochet, Thomas Given-Wilson, Axel Legay, Olivier Pereira, and Olivier Bonaventure. Pluginizing QUIC. In *Proceedings of the ACM Special Interest Group on Data Communication*, pages 59–74, 2019.
- [15] Did the FBI Pay a University to Attack Tor Users? <https://blog.torproject.org/did-fbi-pay-university-attack-tor-users>. Accessed: July 2021.
- [16] Roger Dingledine. Avoiding infinite length circuits. <https://gitlab.torproject.org/dgoulet/torspec/-/blob/master/proposals/110-avoid-infinite-length-circuits>. Accessed: July 2021.
- [17] Roger Dingledine, Nick Mathewson, and Paul Syverson. Tor: The Second-Generation Onion Router. In *Proceedings of the 13th USENIX Security Symposium*, August 2004.
- [18] Thien-Nam Dinh, Florentin Rochet, Olivier Pereira, and Dan S Wallach. Scaling Up Anonymous Communication with Efficient Nanopayment Channels. *Proc. Priv. Enhancing Technol.*, 2020(3):175–203, 2020.
- [19] Tariq Elahi, George Danezis, and Ian Goldberg. Privex: Private collection of traffic statistics for anonymous communication networks. In *Proceedings of the 2014 ACM SIGSAC Conference on Computer and Communications Security*, pages 1068–1079, 2014.
- [20] Nathan Evans, Roger Dingledine, and Christian Grothoff. A Practical Congestion Attack on Tor Using Long Paths. In *Proceedings of the 18th USENIX Security Symposium*, August 2009.
- [21] Fastly. Announcing Lucet: Fastly’s native WebAssembly compiler and runtime. <https://www.fastly.com/blog/announcing-lucet-fastly-native-webassembly-compiler-runtime>. Accessed: July 2021.
- [22] Xinwen Fu and Zhen Ling. One Cell is Enough to Break Tor’s Anonymity. In *Whitepaper for the Black Hat Technical Security Conference*, pages 578–589. Citeseer, 2009.
- [23] John Geddes, Mike Schliep, and Nicholas Hopper. Abra cadabra: Magically increasing network utilization in tor by avoiding bottlenecks. In *Proceedings of the 2016 ACM on Workshop on Privacy in the Electronic Society*, pages 165–176, 2016.
- [24] Amir Houmansadr and Nikita Borisov. SWIRL: A Scalable Watermark to Detect Correlated Network Flows. In *Proceedings of the Network and Distributed Security Symposium - NDSS'11*. Internet Society, February 2011.
- [25] Amir Houmansadr and Nikita Borisov. The need for flow fingerprints to link correlated network flows. In *Proceedings of the 13th Privacy Enhancing Technologies Symposium (PETS 2013)*, July 2013.
- [26] Amir Houmansadr, Negar Kiyavash, and Nikita Borisov. RAINBOW: A Robust and Invisible Non-Blind Watermark for Network Flows. In *Proceedings of the Network and Distributed Security Symposium - NDSS'09*. Internet Society, February 2009.
- [27] Rob Jansen, Kevin Bauer, Nicholas Hopper, and Roger Dingledine. Methodically Modeling the Tor Network. In *Proceedings of the USENIX Workshop on Cyber Security Experimentation and Test (CSET 2012)*, August 2012.
- [28] Rob Jansen, Roger Dingledine, and David Goulet. Authenticating sendme cells to mitigate bandwidth attacks. <https://gitweb.torproject.org/torspec.git/tree/proposals/289-authenticated-sendmes.txt>.
- [29] Rob Jansen and Nicholas Hopper. Shadow: Running Tor in a Box for Accurate and Efficient Experimentation. In *Proceedings of the Network and Distributed System Security Symposium - NDSS'12*. Internet Society, February 2012.
- [30] Rob Jansen, Nicholas Hopper, and Yongdae Kim. Recruiting new Tor relays with BRAIDS. In Angelos D. Keromytis and Vitaly Shmatikov, editors, *Proceedings of the 2010 ACM Conference on Computer and Communications Security (CCS 2010)*. ACM, October 2010.
- [31] Rob Jansen and Aaron Johnson. Safely Measuring Tor. In *Proceedings of the 23rd ACM Conference on Computer and Communications Security (CCS '16)*. ACM, 2016.
- [32] Rob Jansen, Aaron Johnson, and Paul Syverson. LIRA: Lightweight Incentivized Routing for Anonymity. In *Proceedings of the Network and Distributed System Security Symposium - NDSS'13*. Internet Society, February 2013.
- [33] Rob Jansen, Justin Tracey, and Ian Goldberg. Once is Never Enough: Foundations for Sound Statistical Inference in Tor Network Experimentation. In *30th USENIX Security Symposium (USENIX Security 21)*. USENIX Association, aug 2021.
- [34] Rob Jansen, Florian Tschorsch, Aaron Johnson, and Björn Scheuermann. The Sniper Attack: Anonymously Deanonimizing and Disabling the Tor Network. In *Proceedings of the Network and Distributed Security Symposium - NDSS '14*. IEEE, February 2014.
- [35] Rob Jansen, Tavish Vaidya, and Micah Sherr. Point Break: A study of bandwidth denial-of-service attacks against Tor. In *Proceedings of the 28th USENIX Security Symposium (Sec '19)*. USENIX Association, August 2019.
- [36] Marc Juarez, Sadia Afroz, Gunes Acar, Claudia Diaz, and Rachel Greenstadt. A Critical Evaluation of Website Fingerprinting Attacks. In *Proceedings of the 2014 ACM SIGSAC Conference on Computer and Communications Security*, CCS '14, page 263–274, New York, NY, USA, 2014. Association for Computing Machinery.
- [37] George Kadianakis, Theodoros Polyzos, Mike Perry, and Kostas Chatzikokolakis. PCP: Preemptive Circuit Padding against Tor circuit fingerprinting. *arXiv preprint arXiv:2103.03831*, 2021.
- [38] Katharina Kohls and Christina Pöpper. DigesTor: Comparing Passive Traffic Analysis Attacks on Tor. In *European Symposium on Research in Computer Security*, pages 512–530. Springer, 2018.

- [39] Georg Koppen. End of life issues. <https://www.mail-archive.com/tor-relays@lists.torproject.org/msg18738.html>. Accessed: July 2021.
- [40] Chris Lattner and Vikram Adve. LLVM: A Compilation Framework for Lifelong Program Analysis & Transformation. In *Proceedings of the 2004 International Symposium on Code Generation and Optimization (CGO'04)*, Palo Alto, California, Mars 2004.
- [41] Brian N. Levine, Michael K. Reiter, Chenxi Wang, and Matthew K. Wright. Timing Attacks in Low-Latency Mix-Based Systems. In Ari Juels, editor, *Proceedings of Financial Cryptography (FC '04)*, pages 251–265. Springer-Verlag, LNCS 3110, February 2004.
- [42] Yanbin Li, Gaëtan Leurent, Meiqin Wang, Wei Wang, Guoyan Zhang, and Yu Liu. Gcm-rup. In *Topics in Cryptology—CT-RSA 2020: The Cryptographers' Track at the RSA Conference 2020, San Francisco, CA, USA, February 24–28, 2020, Proceedings*, volume 12006, page 15. Springer Nature, 2020.
- [43] Marcela S Melara, Aaron Blankstein, Joseph Bonneau, Edward W Felten, and Michael J Freedman. CONIKS: Bringing Key Transparency to End Users. In *24th {USENIX} Security Symposium ({USENIX} Security 15)*, pages 383–398, 2015.
- [44] Prateek Mittal, Ahmed Khurshid, Joshua Juen, Matthew Caesar, and Nikita Borisov. Stealthy Traffic Analysis of Low-Latency Anonymous Communication Using Throughput Fingerprinting. In *Proceedings of the 18th ACM conference on Computer and Communications Security (CCS 2011)*, October 2011.
- [45] Steven J. Murdoch and Piotr Zieliński. Sampled Traffic Analysis by Internet-Exchange-Level Adversaries. In Nikita Borisov and Philippe Golle, editors, *Proceedings of the Seventh Workshop on Privacy Enhancing Technologies (PET 2007)*. Springer, June 2007.
- [46] Milad Nasr, Alireza Bahramali, and Amir Houmansadr. DeepCorr: Strong Flow Correlation Attacks on Tor Using Deep Learning. In *Proceedings of the 25th ACM Conference on Computer and Communications Security (CCS '18)*, November 2018.
- [47] Milad Nasr, Amir Houmansadr, and Arya Mazumdar. Compressive Traffic Analysis: A New Paradigm for Scalable Traffic Analysis. In *Proceedings of the 24th ACM Conference on Computer and Communications Security (CCS '17)*, November 2017.
- [48] Nusenu. More than 23% Tor exit relay capacity found to be malicious - call for support for proposal to limit large scale attacks. <https://lists.torproject.org/pipermail/tor-relays/2020-July/018643.html>. Accessed: July 2021.
- [49] Nusenu. Ornetstats. <https://nusenu.github.io/OrNetStats/#exit-families>. Accessed: July 2021.
- [50] Nusenu. [tor-relays] end of life: tor 0.4.4 (2021-06-15). <https://www.mail-archive.com/tor-relays@lists.torproject.org/msg18735.html>. Accessed: July 2021.
- [51] Nusenu. [tor-relays] tor version 0.4.0.x reaches end-of-life on 2020-02-02. <https://mailarchives.bentasker.co.uk/Mirrors/tor-relays/2020/02-Feb/msg00002.html>. Accessed: July 2021.
- [52] Lasse Øverlier and Paul Syverson. Locating hidden servers. In *Proceedings of the 2006 IEEE Symposium on Security and Privacy*. IEEE CS, May 2006.
- [53] Mike Perry. A Critique of Website Traffic Fingerprinting Attacks. <https://blog.torproject.org/critique-website-traffic-fingerprinting-attacks>. Accessed: July 2021.
- [54] J. Postel. Transmission control protocol. RFC 793, Internet Engineering Task Force, September 1981.
- [55] IO Visor Project. uBPF machine. <https://github.com/iovisor/ubpf>. Accessed: July 2021.
- [56] The Tor Project. Tor Metrics Portal. <https://metrics.torproject.org/>. Accessed: July 2021.
- [57] The Tor Project. TROVE: Tor Registry Of Vulnerabilities and Exposures (2016 onward). <https://gitlab.torproject.org/legacy/trac/-/wikis/TROVE>. Accessed: July 2021.
- [58] Tobias Pulls. Towards Effective and Efficient Padding Machines for Tor. <https://arxiv.org/abs/2011.13471>.
- [59] Michael Reininger, Arushi Arora, Stephen Herwig, Nicholas Francino, Jayson Hurst, Christina Garman, and Dave Levin. Bento: Safely Bringing Network Function Virtualization to Tor. In *Proceedings of the 2021 ACM SIGCOMM 2021 Conference, SIGCOMM '21*, page 821–835, New York, NY, USA, 2021. Association for Computing Machinery.
- [60] E. Rescorla. The Transport Layer Security (TLS) Protocol Version 1.3. RFC 8446, Internet Engineering Task Force, August 2018.
- [61] Florentin Rochet. Dropmark code. [https://github.com/frochet/dropping\\_on\\_the\\_edge](https://github.com/frochet/dropping_on_the_edge).
- [62] Florentin Rochet, Emery Assogba, and Olivier Bonaventure. TCPLS: Closely Integrating TCP and TLS. In *Proceedings of the 19th ACM Workshop on Hot Topics in Networks, HotNets '20*, page 45–52, New York, NY, USA, 2020. Association for Computing Machinery.
- [63] Florentin Rochet and Olivier Pereira. Dropping on the Edge: Flexibility and Traffic Confirmation in Onion Routing Protocols. *Proceedings on Privacy Enhancing Technologies*, 2018(2), April 2018.
- [64] Florentin Rochet, Ryan Wails, Aaron Johnson, Prateek Mittal, and Olivier Pereira. CLAPS: Client-location-aware path selection in Tor. In *Proceedings of the 27th ACM Conference on Computer and Communications Security (CCS '20)*, November 2020.
- [65] Justin Samuel, Nick Mathewson, Justin Cappos, and Roger Dingledine. Survivable key compromise in software update systems. In *Proceedings of the 17th ACM conference on Computer and communications security*, pages 61–72, 2010.
- [66] Andrei Serjantov and Peter Sewell. Passive Attack Analysis for Connection-Based Anonymity Systems. In *Proceedings of ESORICS 2003*, October 2003.
- [67] The LLVM Compiler Infrastructure. <https://llvm.org>. Accessed: July 2021.
- [68] Martin Thomson. The Harmful Consequences of the Robustness Principle. Draft, Internet Engineering Task Force, May 2018.
- [69] Tor security advisory: "relay early" traffic confirmation attack. <https://blog.torproject.org/tor-security-advisory-relay-early-traffic-confirmation-attack>. Accessed: July 2021.
- [70] inc Wasmer. Wasmer. <https://wasmer.io/>. Accessed: July 2021.
- [71] What is eBPF? <https://ebpf.io>. Accessed: July 2021.
- [72] Thomas Wirtgen, Quentin De Coninck, Randy Bush, Laurent Vanbever, and Olivier Bonaventure. xBGP: When You Can't Wait for the IETF and Vendors. In *Proceedings of the 19th ACM Workshop on Hot Topics in Networks, HotNets '20*, page 1–7, New York, NY, USA, 2020. Association for Computing Machinery.

## APPENDIX A FAN PLUGIN TRANSPARENCY: FORMAL SECURITY ANALYSIS

The FAN Plugin Transparency design provides several security properties required to build a trustworthy environment. In this design, reputation is gained from public and cryptographic evidence of correct behavior. Any misbehavior is also publicly auditable and the environment supports appropriate reactions to keep the environment reputable.

In this system, the Secure and human-meaningful name is critical in many aspects: 1) It efficiently helps defending against spurious plugins potentially injected by the FTLs. 2) It supports efficiently proving that a plugin is unique. 3) It supports a fast proof of absence. 4) It supports usability (i.e., human-meaningful).

We have the following theorems:

**Theorem 1.** *Under the assumption that  $H : \{0, 1\}^* \rightarrow \{0, 1\}^n$  behaves as a random oracle, a name maps to a unique authentication path in the Name-Structured Merkle Tree List with probability  $1 - \text{negl}(n)$ .*

*Proof.* Let  $H = RO : \{0, 1\}^* \rightarrow \{0, 1\}^n$  a random oracle. Let  $D$  be the depth of the Tree. Let  $\mathcal{A}$  be an adversary able to manipulate the plugin and the meta-info to duplicate an authentication path for the name  $name$  assigned to leaf  $l$ :

$$l^{\mathcal{A}} = name || H(plugin^{\mathcal{A}} || meta - info^{\mathcal{A}})$$

The adversary succeeds if they can choose  $plugin^{\mathcal{A}}$  and  $meta - info^{\mathcal{A}}$  such that the parent's value is:

$$H(l || l^{\mathcal{A}}) = H(l^{\mathcal{A}} || l)$$

or for any of the  $D - 1$  parents we have (with  $h_0$  and  $h_1$  the child values of the current level):

$$H(h_0||h_1) = H(h_1||h_0)$$

$A$  performs  $q$  queries to the Random Oracle, each of probability  $\frac{D}{2^n}$  to succeed. By the union bound, the adversary succeeds with probability  $\frac{q \times D}{2^n} = \text{negl}(n)$ . Therefore, the authentication path is unique with probability  $1 - \text{negl}(n)$ .  $\square$

**Theorem 2.** *Under the assumption that  $H : \{0, 1\}^* \rightarrow \{0, 1\}^n$  is a uniform random function, and given that the authentication path is unique (Theorem 1), the FAN developers can detect spurious plugins with probability  $1 - \text{negl}(n)$  with algorithmic complexity  $\Theta(D + \frac{N}{2^D})$  for  $D$  the depth of the Name Structured Merkle Tree List and  $N$  the number of plugins included.*

*Proof.*  $A$  succeeds to hide  $\text{plugin}^A || \text{meta} - \text{info}^A$  with probability  $\text{negl}(n)$  (directly from Theorem 1). Hence, the adversary can only modify the legitimate leaf, which gets detected at the re-computation of the Tree's root using the authentication path (i.e., the re-computed root does not match the expected one using the legitimate plugin).  $\square$

The recomputation involves  $D$  steps to hash each level of the Tree. Assuming  $H$ 's output is uniform, the load on each leaf (i.e., the number of plugins) is expected to be  $\frac{N}{2^D}$  on average. Therefore, the FAN developers can detect a spurious plugin with probability  $1 - \text{negl}(n)$  with complexity  $\Theta(D + \frac{N}{2^D})$ .  $\square$

Theorem 2 guarantees that any member of the network can directly catch any attempt to manipulate the proof of availability for a given name. Moreover, if any relay transmits a proof of availability to a peer relay with a forged bytecode, the peer relay would detect it without the need to interact with FTLs and without requiring asymmetric cryptography operations. These facts display the efficiency of our design and the above theorems offer secure plugin names.

Another important property provided by the FAN Plugin Transparency system is its non-equivocation. That is, it is not possible for the FTLs to trick one party into believing that a plugin is included and another party to believe the plugin is not.

**Theorem 3.** *Under the assumption that  $H : \{0, 1\}^* \rightarrow \{0, 1\}^n$  behaves as a random oracle and is collision-resistant, then an FTL admits a unique root value for a known depth  $D$  and set of included plugins.*

*Proof.* Let  $TR : \{0, 1\}_0^* \times \dots \times \{0, 1\}_{2^D}^* \rightarrow \{0, 1\}^n$  a function that takes in input the Tree leaves and computes the Tree root with successive applications of  $H$ . At each  $H$  application, a collision with the root value may happen with probability  $\frac{1}{2^n}$ . By the union bound, the probability that the root is unique is given by  $1 - \frac{D}{2^n} = 1 - \text{negl}(n)$ .  $\square$

From Theorem 3 and assuming a broadcast channel to exchange FTL's root value (e.g., the Tor Consensus Docu-

ment), then an equivocation would lead to an observable root mismatch.

## APPENDIX B DESIGN IMPLEMENTATION

Figure 12 gives an example of meta-info within our FAN implementation.

## APPENDIX C SIMPLE PLUGIN CODE EXAMPLE

Figure 13 shows an example of function we intercept with a plugin.

---

```

1 memory 16777216
2 circpad_global_machine_init protocol_circpad add circpad_dropmark_def.o
3 circpad_setup_machine_on_circ_add protocol_circpad add circpad_dropmark_circ_setup.o
4 relay_process_edge_unknown protocol_relay add circpad_dropmark_receive_sig.o
5 connedge_connection_ap_handshake_send_begin_add protocol_conn_edge param 1 add circpad_dropmark_send_sig.o
6 connedge_received_connected_cell_add protocol_conn_edge param 2 add circpad_dropmark_send_sig.o
7 circpad_send_padding_cell_for_callback_replace protocol_circpad replace circpad_dropmark_send_padding_cell.o

```

---

Fig. 12. Example of a .plugin file containing meta-information for the plugin to compile and link with Tor's code. The first line is the maximum heap memory that the plugin can allocate (in bytes; 16 MiB here). The following lines announce one entry point each. The first element is the Hook name. The second element is the protocol name, the third element is an operation over the hook (e.g., add or replace). There is an optional parameter argument and the final element is the bytecode filename.

```

#include "core/or/or.h"
#include "core/or/relay.h"
#include "core/or/plugin.h"
#include "core/or/plugin_helper.h"

uint64_t
sendme_circuit_data_received(relay_process_edge_t *pedge) {
    int deliver_window, domain;
    circuit_t *circ = (circuit_t *) get(RELAY_ARG_CIRCUIT_T, 1, pedge);
    crypt_path_t *layer_hint = (crypt_path_t *) get(RELAY_ARG_CRYPT_PATH_T, 1, pedge);

    if ((int) get(UTIL_CIRCUIT_IS_ORIGIN, 1, circ)) {
        deliver_window = (int) get(RELAY_LAYER_HINT_DELIVER_WINDOW, 1, layer_hint);
        set(RELAY_LAYER_HINT_DELIVER_WINDOW, 2, layer_hint, --deliver_window);
        domain = LD_APP;
    }
    else {
        deliver_window = (int) get(RELAY_CIRC_DELIVER_WINDOW, 1, circ);
        set(RELAY_CIRC_DELIVER_WINDOW, 1, circ, --deliver_window);
        domain = LD_EXIT;
    }

    log_fn(domain, LD_PLUGIN, __FUNCTION__,
        "Circuit deliver_window now %d.", deliver_window);
    return 0;
}

int
sendme_circuit_data_received(circuit_t *circ, crypt_path_t *layer_hint)
{
    int deliver_window, domain;

    if (CIRCUIT_IS_ORIGIN(circ)) {
        tor_assert(layer_hint);
        --layer_hint->deliver_window;
        deliver_window = layer_hint->deliver_window;
        domain = LD_APP;
    }
    else {
        tor_assert(!layer_hint);
        --circ->deliver_window;
        deliver_window = circ->deliver_window;
        domain = LD_EXIT;
    }

    log_debug(domain, "Circuit deliver_window now %d.", deliver_window);
    return deliver_window;
}

```

Fig. 13. Code example of the smallest function we intercept in one of our plugin to evaluate the CPU overhead. The left function is defined in a separate .c file from the main Tor source code and compiled to a BPF bytecode object. It uses a get/set API to indirectly interact with values outside of its allocated memory, upon the control of the main binary. The right function is the one existing in Tor's source code.