

Detection of AI Synthesized Hindi Speech

Karan Bhatia *, Ansh Agrawal *, Priyanka Singh*, and Arun Kumar Singh†

*Dhirubhai Ambani Institute of Information and Communication Technology
Gandhinagar, Gujarat, India

Email: {201801417,201801110,Priyanka_Singh}@daiict.ac.in

† Indian Institute of Technology Jammu,
Jammu, India

Email: singh.arun.kumar@ieee.org

Abstract—The recent advancements in generative artificial speech models have made possible the generation of highly realistic speech signals. At first, it seems exciting to obtain these artificially synthesized signals such as speech clones or deep fakes but if left unchecked, it may lead us to digital dystopia. One of the primary focus in audio forensics is validating the authenticity of a speech. Though some solutions are proposed for English speeches but the detection of synthetic Hindi speeches have not gained much attention. Here, we propose an approach for discrimination of AI synthesized Hindi speech from an actual human speech. We have exploited the Bicoherence Phase, Bicoherence Magnitude, Mel Frequency Cepstral Coefficient (MFCC), Delta Cepstral, and Delta Square Cepstral as the discriminating features for machine learning models. Also, we extend the study to using deep neural networks for extensive experiments, specifically VGG16 and homemade CNN as the architecture models. We obtained an accuracy of 99.83% with VGG16 and 99.99% with homemade CNN models.

Index Terms—Generative speech models, Deep fakes, Audio forensics, Hindi speech

I. INTRODUCTION

The field of speech forensics has progressed a lot but very few schemes have been proposed for detection of AI synthesized speech. Some techniques address speech spoofing and tampering [3] based on instantaneous frequency and cepstral features, but they are not explicit for detecting AI synthesized speech. A comparison of features for synthetic speech detection is presented in [2]. While synthesizing AI speech, first-order Fourier coefficients or second-order power spectrum correlations can be easily tuned to match a human speech but it's comparatively much harder for third-order bi-spectrum correlations [1]. Thus, higher order correlations are used to discriminate between human and AI speech. Mel spectral analysis revealed the fact that a durable power component is missing in the AI synthesized speeches which is present in the human speech [8]. This durable power component is attributed to the vocal tract present in humans [6]. Also, $\Delta - Cepstral$ and $\Delta^2 - Cepstral$ are two other discriminatory features related to Mel Frequency Cepstral Coefficient (MFCC) [4]. We have exploited these established features, specifically Bicoherence Phase, Bicoherence Magnitude, MFCC, Delta Cepstral, and Delta Square Cepstral as the discriminating features for human versus AI synthesized speeches for our machine learning models. There are some works related to this issue, done primarily for the English

and Mandarin languages but Hindi has not gained much attention [9] [1]. In our work, we primarily focus on the Hindi speeches. A major bottleneck while working on this problem was the lack of standard datasets for Hindi speech. We contributed our own dataset to carry out this study. For this, we considered various freely available text to speech converters that produced natural sounding audio signals and collected synthetic speech samples from them.

The rest of the paper is organized as follows: the detailed description of the dataset is provided in section II followed by the experimentation details of the machine learning methods in section III and deep learning architectures in section IV. The final results are discussed in section V followed by conclusion in section VI.

II. DATA SET

For our work, we collected human and synthetic speech samples from various sources and constructed a data set. We collected a dataset of total 12,890 samples of 5s each in length. For human speech, we had a total of 8,140 samples, out of which we collected 5,750 audio samples from a existing dataset compiled by Indian Institute of Technology, Madras [5] and the remaining 2,390 audio samples were recorded by microphone. For AI synthesised speech we collected 4,750 audio samples from four different text-to-speech synthesizers: IITM TTS, Hearling, Amazon Polly and Voice Maker. These TTS synthesizers are freely available and thus can be used by anyone. We chose these TTS synthesizers since audio generation was simple and quick and also the audio generated was natural sounding. To maintain diversity in the dataset we collected both male and female voices for human and AI synthesised speech.

III. EXPERIMENTS USING MACHINE LEARNING MODELS

Prior to using the Machine Learning (ML) models, we compute the discriminatory features. First, we calculate the bicoherence magnitude and phase for all the speech samples. Then we calculate the mean, variance, skewness, and kurtosis for both magnitude and phase which is given by:

- Mean , $\mu_X = E_X[X]$

- Variance , $\sigma_X = E_X[(X - \mu_X)^2]$
- Skewness , $\gamma_X = E_X[(\frac{X - \mu_X}{\sigma_X})^3]$
- Kurtosis , $\kappa_X = E_X[(\frac{X - \mu_X}{\sigma_X})^4]$

where $E_X[\cdot]$ is the expected value operator and X is the random variable. For magnitude, we consider $X = M$ and for phase, $X = P$. We then calculate the four statistical moments by replacing the expected value operator with the average. We also calculate the mean and variance for MFCC, $\Delta - Cepstral$ and $\Delta^2 - Cepstral$. We get a 15-D feature vector where the first 8 entries represent the above four statistical moments for magnitude and phase. The next 6 entries represent the mean and variance of MFCC, $\Delta - Cepstral$ and $\Delta^2 - Cepstral$. The last entry represents the class of the audio sample. This differs based on the classification. If we consider binary-class then the last entry consists of 2 types: Human or AI synthesised speech. Binary classification is also the main focus of the project. If we consider multi-class, then the last entry consists of 5 types: Human, IITM TTS, Hearling, Amazon Polly and Voice Maker. We first tested the accuracy individually for Bicoherence magnitude, Bicoherence Phase, MFCC, $\Delta - Cepstral$ and $\Delta^2 - Cepstral$. Then, we combined Bicoherence Magnitude and Phase and finally we tested by combining all the features together. This helped us visualize the impact on the accuracy of the different features. For both binary-class and multi-class classification, we experimented with the following machine learning algorithms: Linear Discriminant, Linear SVM, Weighted KNN, Boosted Trees, Bagged Trees and RUSBoosted Trees. These algorithms were used for training, validation and testing. Validations was done using 5-fold cross-validation.

True Class	AI	98.3%	1.7%
	Human	0.6%	99.4%
		AI	Human
		Predicted Class	

Fig. 1. Confusion Matrix: Bagged Trees Model for Binary-Class

IV. EXPERIMENTS USING DEEP LEARNING ARCHITECTURES

Accuracy is of prime importance when comes to forensic detection like detection of synthetic speech. Deep learning

True Class	Amazon Polly	79.3%	6.8%	7.5%		6.4%	79.3%	20.7%
	Hearling	3.7%	83.5%	1.9%	1.1%	9.8%	83.5%	16.5%
	Human	0.3%	0.1%	99.5%	0.1%	0.2%	99.5%	0.5%
	IITM TTS			1.7%	88.9%	9.5%	88.9%	11.1%
	Voice Maker	0.6%	3.8%		7.8%	87.8%	87.8%	12.2%
		Amazon Polly	Hearling	Human	IITM TTS	Voice Maker		
		Predicted Class						

Fig. 2. Confusion Matrix : Bagged Trees Model for Multi-Class

models have proved to be efficient and precise in solving various complex problems. We tackled this problem by treating it as a image classification problem. The raw audio wave forms were converted to Melspectrogram images which were then passed to the CNN classifiers. An observation of importance is that the melspectrogram images of synthetic speech were different from that of the Human speech. A durable power component is missing from the synthetic speech which is a characteristic of the Human speech. Thus, using melspectrogram images is useful for the classification. The melspectrogram images have a dimension of $64 \times 64 \times 3$ which are then normalized and passed to the convolutional neural network. We have experimented with 2 different convolutional neural net architectures. One of them is a pre-trained CNN model (VGG16 [7]) and one is our own-built architecture. We have used weights of VGG16 [7] which had been trained on ImageNet except the last layer. We have added few other layers on top of VGG16 for our problem. For each model, we have used Adam optimizer with Cross Entropy loss function. For training the models, we split the dataset into 70% training, 15% validation, and 15% testing. The architecture of the model using pre-trained VGG16 model [7] is depicted in Fig. 3. The CNN architecture that we built is shown in Fig. 4. The models were trained for multi-class classification only and were trained with early stopping to avoid any over-fitting, since the dataset we have used is not too large. The information about the hyper-parameters is presented in table III.

V. RESULTS AND DISCUSSION

In this section, we have presented the results and discussion for both our machine learning and deep learning based experiments.

A. Machine Learning Based Experiments

We tested the performance of all the aforementioned features using following machine learning models: Linear Discriminant, Linear SVM, Weighted KNN, Boosted Trees, Bagged Trees and RUSBoosted Trees. For binary-class classification considering the two classes as ‘Human Speech’

TABLE I
BINARY-CLASS : ACCURACY OF INDIVIDUAL FEATURES AND COMBINED FEATURES FOR DIFFERENT MACHINE LEARNING MODELS.

Various Models	Individual Features					Combined Features	
	Bicoherence Magnitude	Bicoherence Phase	MFCC	Delta Cepstral	Delta Square Cepstral	Bicoherence (Magnitude & Phase)	Bicoherence (Magnitude & Phase) & MFCC & Delta Cepstral & Delta Square Cepstral
Linear Discriminant	57.5	57.5	80.9	77.4	78.5	57.4	81.3
Linear SVM	57.5	57.5	18.3	82.8	80.7	57.5	82.6
Weighted KNN	61.5	55.9	93.0	95.1	90.7	59.9	81.9
Boosted Trees Ensemble	63.0	57.5	94.0	96.4	91.9	62.9	98.7
Bagged Trees Ensemble	63.5	55.8	93.9	95.4	90.6	64.9	98.9
RUSBoosted Trees Ensemble	62.0	51.6	93.6	96.8	92.1	62.3	98.1

TABLE II
MULTI-CLASS : ACCURACY OF INDIVIDUAL FEATURES AND COMBINED FEATURES FOR DIFFERENT MACHINE LEARNING MODELS.

Various Models	Individual Features					Combined Features	
	Bicoherence Magnitude	Bicoherence Phase	MFCC	Delta Cepstral	Delta Square Cepstral	Bicoherence (Magnitude & Phase)	Bicoherence (Magnitude & Phase) & MFCC & Delta Cepstral & Delta Square Cepstral
Linear Discriminant	57.5	57.5	67.2	66.4	63.2	57.5	73.8
Linear SVM	57.5	57.5	28.6	21.0	63.5	57.5	73.1
Weighted KNN	53.1	54.0	85.4	86.7	78.3	55.0	73.8
Boosted Trees Ensemble	57.0	57.5	80.4	82.4	78.2	57.0	91.0
Bagged Trees Ensemble	54.8	55.5	86.8	86.9	79.5	57.7	93.4
RUSBoosted Trees Ensemble	25.2	20.1	76.3	83.6	78.5	24.7	87.6

TABLE III
MODEL HYPER PARAMETERS FOR TRAINING

Model architecture	Learning Rate	Decay	Epochs
VGG16	10^{-3}	0.9	155
Homemade CNN	10^{-3}	0.9	32

and ‘AI Synthesized speech’, the Bagged Trees classifier provided the highest accuracy of 98.9%. Next, we experimented for a more finer multi-class classification, considering the five classes as ‘Amazon Polly’, ‘Hearling’, ‘Human Speech’, ‘IITM TTS’, and ‘Voice Maker’. Here, four classes ‘Amazon Polly’, ‘Hearling’, ‘IITM TTS’, and ‘Voice Maker’ represent the ‘AI Synthesized speech’. Here again, the Bagged Trees classifier gave us the highest accuracy of 93.4%. The confusion matrix for both the binary-class and multi-class classification for the Bagged Trees classifier is shown in Fig. 1 and Fig. 2 respectively. Based on the confusion matrix, we can observe that the binary-class classification gives an higher accuracy compared to the multi-class classification. The reason for this is that there are false positives between the different classes of AI synthesized speech samples. On the contrary, in binary-class classification, all the AI speech samples are grouped into

one class. This significantly reduces the miss classification rate. The detailed results of the accuracy of all the machine learning models that we have used is shown in Table I and Table II

B. Deep Learning Based Experiments

We have employed the training using VGG16 model for 155 epochs, and obtained a validation accuracy of 99.89% and testing accuracy of 99.83% respectively. The model was trained on a GPU and took about 12 minutes to train completely. The confusion matrix for the testing accuracy is depicted in Fig: 5. Another deep neural net architecture that we used in our experiments is the homemade CNN. The detailed layers are shown in Fig. 4. We had trained the models with constant regularization using dropout layers in the architecture. It took about 5-6 minutes to train the network.

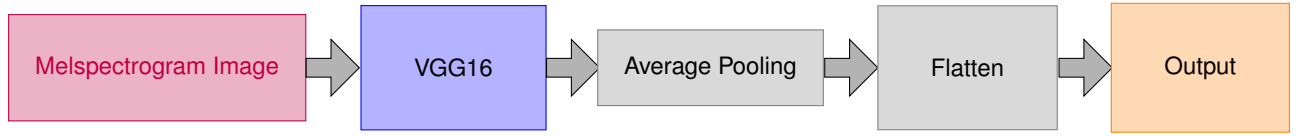


Fig. 3. Model architecture using pre-trained VGG16. Output has 5 classes

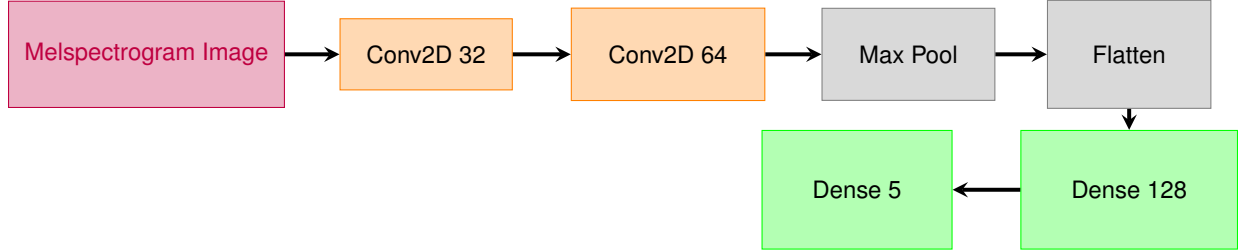


Fig. 4. CNN model architecture for melspectrogram image classification

TABLE IV
DEEP LEARNING MODELS CLASSIFICATION RESULTS

Model Architecture	Test Accuracy (in %)	ROC-AUC score	F1-score (macro-average)
VGG16	99.83	0.99998	1.0
Homemade CNN	99.99	1.0	1.0

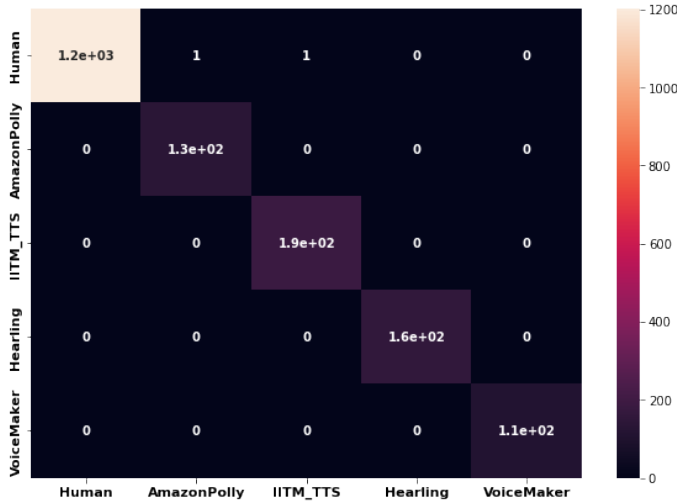


Fig. 5. Confusion Matrix : VGG16 based model

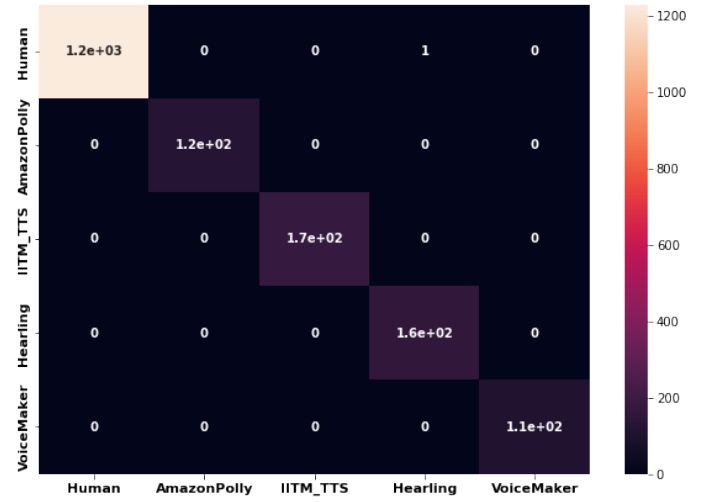


Fig. 6. Confusion Matrix : Custom CNN model

The accuracy we obtained on the test data for our custom built CNN architecture was about 99.98%. The confusion matrix for the classification with custom made CNN network is shown in Fig: 6. Further, we computed F1 scores and ROC-AUC scores for these classification tasks to validate the obtained results. The detailed results are presented in Table IV.

VI. CONCLUSION

We found that both machine learning and deep learning based approaches perform quite well in discriminating ‘AI syn-

thesized speech’ from ‘Human speech’. The accuracy achieved using CNN architecture was about 99.99% that was slightly higher than that achieved by the Bagged Trees classifier (98.9%). The time taken to achieve the aforementioned accuracy was higher for CNN architecture compared to time for the Bagged Trees classifier. In near future, we want to put efforts towards reducing this miss classifications and also, experiment with other case scenarios like identifying synthesized male versus female speech, classifying based on age groups, and various other aspects.

VII. REFERENCES

- [1] Ehab A. AlBadawy, Siwei Lyu, and Hany Farid. Detecting AI - Synthesized Speech Using Bispectral Analysis. *CVPR Workshop*, 2019.
- [2] Cemal Haniççi, Tomi Kinnunen, Md Sahidullah, and Aleksandr Sizov. Classifiers for synthetic speech detection: A comparison. *International Speech Communication Association - Proceedings*, 2015.
- [3] Sarfaraz Jelil, Rohan Kumar Das, SR Mahadeva Prasanna, and Rohit Sinha. Spoof Detection using Source, Instantaneous Frequency and Cepstral Features. *Interspeech*, pages 22–26, 2017.
- [4] Kshitiz Kumar, Chanwoo Kim, and Richard Stern. Delta-Spectral Cepstral Coefficients for Robust Speech Recognition. *ICASSP, IEEE International Conference on Acoustics, Speech and Signal Processing - Proceedings*, pages 4784–4787, 05 2011.
- [5] IIT Madras Speech Signal Processing Lab. “IITM Hindi Speech Corpus: a corpus of native Hindi Speech Corpus” - Speech Signal Processing Lab, IIT Madras. In *IIT Madras*. IIT Madras, 2020.
- [6] Lindsalwa Muda, Mumtaj Begam, and Irraivan Elamvazuthi. Voice recognition algorithms using mel frequency cepstral coefficient (mfcc) and dynamic time warping (dtw) techniques. *arXiv preprint arXiv:1003.4083*, 2010.
- [7] Karen Simonyan and Andrew Zisserman. Very Deep Convolutional Networks for Large-Scale Image Recognition. *arXiv 1409.1556*, 09 2014.
- [8] Arun Kumar Singh, Priyanka Singh, and Karan Nathwani. Using Deep Learning Techniques and Inferential Speech Statistics for AI Synthesised Speech Recognition. *arXiv 2107.11412*, 2021.
- [9] Zhizheng Wu, Xiong Xiao, Eng Siong Chng, and Haizhou Li. Synthetic speech detection using temporal modulation feature. *2013 IEEE International Conference on Acoustics, Speech and Signal Processing*, pages 7234–7238, 2013.