

Automated Few-Shot Time Series Forecasting based on Bi-level Programming*

Jiangjiao Xu and Ke Li

Department of Computer Science, University of Exeter, EX4 4QF, Exeter, UK

Email: `k.li@exeter.ac.uk`

Abstract: New micro-grid design with renewable energy sources and battery storage systems can help improve greenhouse gas emissions and reduce the operational cost. To provide an effective short-/long-term forecasting of both energy generation and load demand, time series predictive modeling has been one of the key tools to guide the optimal decision-making for planning and operation. One of the critical challenges of time series renewable energy forecasting is the lack of historical data to train an adequate predictive model. Moreover, the performance of a machine learning model is sensitive to the choice of its corresponding hyperparameters. Bearing these considerations in mind, this paper develops a BiLO-Auto-TSF/ML framework that automates the optimal design of a few-shot learning pipeline from a bi-level programming perspective. Specifically, the lower-level meta-learning helps boost the base-learner to mitigate the small data challenge while the hyperparameter optimization at the upper level proactively searches for the optimal hyperparameter configurations for both base- and meta-learners. Note that the proposed framework is so general that any off-the-shelf machine learning method can be used in a plug-in manner. Comprehensive experiments fully demonstrate the effectiveness of our proposed BiLO-Auto-TSF/ML framework to search for a high-performance few-shot learning pipeline for various energy sources.

Keywords: Micro-grid design, bi-level programming, meta-learning, time series forecasting, hyperparameter optimization

1 Introduction

Smart grid technology has become the driving force that enables an effective management and distribution of renewable energy sources such as solar, wind and hydrogen. It connects a variety of distributed energy resource assets to the power grid. The relationship between the smart grid and renewable energy revolves around gathering data. With flourishing developments of the Internet of things (IoT), utility companies are able to quickly detect and resolve service issues through continuous self-assessments and self-healing by leveraging heterogeneous and time series data collected on the smart grid. In particular, time series predictive modeling, which provides short- and/or long-term forecasting of both energy generation and load demand, has been one of the key tools to guide optimal decision-making for planning and operation of utility companies without over/underestimating the capabilities of renewable energy infrastructures [1].

As discussed in some recent survey papers (e.g., [2–4]), there have been a noticeable amount of efforts on applying machine learning methods for time series renewable energy forecasting in the past two decades and beyond. For example, neural networks (NNs) with multi-layer perceptron were developed to forecast the daily solar radiation in time series dataset by using a transfer function of hidden layers [5]. Recurrent neural networks (RNNs) such as long short-term memory (LSTM) [6], which take historical time series data as the input and predict the trajectory over a certain time horizon, have been proved to be effective because they consider both the instantaneous interactions within contiguous time steps and the long-term dependencies stored in memory cells. In [7], a K -nearest neighbor based time weighted dot product dissimilarity measure was proposed to improve

*This manuscript is submitted for potential publication. Reviewers can use this version in peer review.

the forecasting accuracy and reduce the processing time. In [8], support vector regression (SVR) was applied to make a mid-term time series load prediction. In [9], a sparse online warped Gaussian process regression was developed to provide a short-term probabilistic prediction of wind power generation with a non-Gaussian predictive distribution.

To promote the further uptake of machine learning in smart grid industry, we need to address two imperative challenges.

- *Small data challenge*: Fitting a time series model with an adequate statistical confidence usually requires sufficient data. Unfortunately, this is hardly met in real-life scenarios. For example, when planning an island grid, due to various technical problems such as equipment failures, measurement errors or restrictions on the daily power supply time [10], there may exist substantial gaps in the collected historical power consumption data, i.e., incomplete or missing data. Even worse, some islands may not have any historical data at all due to the laggard in infrastructure. All these significantly compromise the prediction performance in time series forecasting. How to use the limited historical data of multiple islands to predict the energy of an island without historical data is a big challenge for conventional prediction models.
- *Hyperparameter tuning challenge*: The performance of most, if not all, machine learning methods are very sensitive to their hyperparameters such as neural architectures in NNs, kernel functions and regularization methods in SVR. The optimal choice of hyperparameters also vary across tasks and datasets [11]. The black-box nature of machine learning models leads to a considerable barrier to domain experts, who are interested in applying machine learning methods yet have sufficient time and/or resources to learn the inside out, for choosing the optimal hyperparameters to achieve the state-of-the-art performance.

Bearing these challenges in mind, this paper develops BiLO-Auto-TSF/ML, a first of its kind bi-level programming framework to automate the time series forecasting in smart grid with limited historical data. The key contributions are summarized as follow.

- To address the small data challenge, we propose to use meta-learning to improve the generation performance of the base-learner to unseen tasks by only referring to limited historical data. Although there have been some successful applications of meta-learning in various domains such as object detection [12,13], landmark prediction [14], and image/video generation [15,16], it has rarely been explored in the context of smart grid, to the best of our knowledge.
- Due to the nested structure between base- and meta-learners, there exist complex interactions among their associated hyperparameters. In this paper, we hypothesize that it may not be able to achieve a peak performance if the hyperparameters associated with the base- and meta-learners are set independently. Although there have been some previous attempts on hyperparameter optimization for meta-learning, they mainly consider the ones associated with the meta-learner, such as the learning rate in the inner loop [17]. In this paper, our ambition is to automate the optimal design of a few-shot learning¹ pipeline from a bi-level programming perspective.
- In BiLO-Auto-TSF/ML, the upper-level optimization searches for the optimal hyperparameter settings associated with both base- and meta-learners by a Monte Carlo tree search (MCTS) [18]; while the lower-level optimization implements a model-agnostic gradient-based meta-learning as done in [19]. In other words, any off-the-shelf machine learning can be used in BiLO-Auto-TSF/ML in a plug-in manner.
- To validate the effectiveness of our proposed BiLO-Auto-TSF/ML framework, we consider some selected real-world energy forecasting tasks for smart grid infrastructure planning in island areas at the English Channel. In particular, three prevalent machine learning methods are used as the base-learners for a proof-of-concept purpose. Extensive experimental results fully demonstrate the effectiveness of our proposed BiLO-Auto-TSF/ML framework for time series forecasting with highly limited historical data.

¹In this paper, we use meta-learning and few-shot learning interchangeably.

The rest of this paper is organized as follows. Section 2 provides a pragmatic overview of some related works. Section 3 delineates the implementation of our proposed BiLO-Auto-TSF/ML framework. Section 4 gives the experimental setup while the empirical results are presented and analyzed in Section 5. Finally, Section 6 concludes this paper and threads some lights on potential future directions.

2 Related Works

This section provides a pragmatic overview of some selected developments of both time series forecasting in smart grid and hyperparameter optimization for meta-learning.

2.1 Time Series Forecasting in Smart Grid

Electric load demand or renewable energy generation forecasting is critical to the operation and management of a smart grid. Based on the length of time period, the predictive modeling can be divided into short-, mid-, and long-term forecasting [20]. In recent years, NNs have been widely applied to obtain latent information to build prediction models, e.g., dynamic choice artificial neural network model [21], generalized regression neural network [22], and nonlinear autoregressive neural network models with exogenous input (NARX) [23]. Nevertheless, NNs are notorious for overfitting and are also suffered from local optima in the backpropagation [24]. To mitigate the overfitting problem by raising a new data dimension, Shi et al. [25] proposed to use a pooling-based deep recurrent neural network for short-term household load forecasting. Moon et al. [26] proposed to synthesize more than one deep neural network model with multiple hidden layers to select a model with the best prediction performance. In [27], Aly proposed a hybrid of wavelet neural network and Kalman filter for short-term load forecasting problems. Mid-term forecasting is used to coordinate load dispatch and balance load demand and renewable energy generation [28]. Jiang et al. [29] proposed a dynamic Bayes network for mid-term forecasting problem to predict the peak time load in a year. In [30], Grzegorz et al. proposed a hybrid deep learning model for mid-term forecasting that combined exponential smoothing (ETS), multi-layer LSTM and ensemble learning which have shown competitive performance against other models like ARIMA and ETS. Long-term forecasting is used to predict the power consumption and generation ranging from a few years to a couple of decades for the system planning and expansion in a smart grid. In [31] and [20], variants of RNN have been proposed for long-term time series load forecasting and have shown better results than other forecasting methods like NARX and SVR.

2.2 Hyperparameter Optimization for Meta-Learning

Meta-learning has been proven to be effective in multiple tasks scenarios where task-agnostic knowledge is extracted from the same distribution of tasks with small datasets and used to find good starting parameters of the baseline machine learning model for new tasks [32]. It has been widely appreciated that the performance of machine learning is sensitive to the choice of the corresponding hyperparameters. For example, The existing gradient-based meta-learning usually rely on the choice of an appropriate optimizer to fine tune the parameters of the meta-learner. Furthermore, there are various hyperparameters associated with the base-learner such as the neural architecture and the learning rate, the configuration of which can influence the predictive performance. In the past decade, there have been many efforts devoted to the hyperparameter optimization for meta-learning. For example, in order to reduce the sensitivity to the hyperparameters, Li et al. [33] proposed to use a stochastic gradient descent method to update the inner-loop learning rate for the meta-learner. The experimental results have shown the effectiveness of hyperparameter optimization for the meta-learner. In [34], Antoniou et al. proposed an improved gradient-based meta-learning method in which the inner-loop learning rate is updated according to the performance of the selected model. In [35], Rusu et al. proposed a latent embedding optimization approach to optimize a range of hyperparameters in meta-learning. The experimental results have shown superior performance against some gradient-based hyperparameter adaptation. Franceschi et al. [36] proposed a bi-level programming framework to optimize the parameters of a neural network along with the hyperparameters of a meta learner in a concurrent manner.

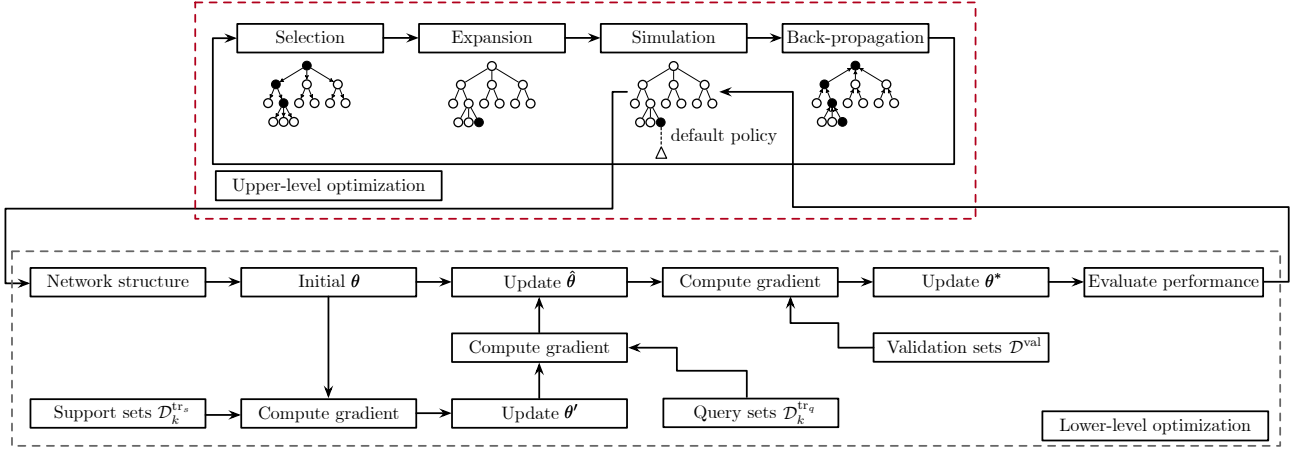


Figure 1: The overall architecture and workflow of BiLO-Auto-TSF/ML.

In [37], Baik et al. proposed a fast adaptation approach to predict the adaptive hyperparameters by using the current parameters and their gradients. The proposed method from a random initialization with an adaptive learning of hyperparameters outperform other existing algorithms.

Remark 1. *Most, if not all, existing time series forecasting models in the smart grid literature require sufficient amount of historical data. Unfortunately, this can be hardly met in real-world applications of which available data is usually scarce especially for the power system design and planning in remote areas like an isolated island network.*

Remark 2. *From the above literature review, we find that the existing studies on hyperparameter optimization only take the hyperparameters in the inner loop of meta-learning into consideration. However, it is not difficult to envisage that there exist certain dependencies between the hyperparameters associated with both base- and meta-learners. Unfortunately, the concurrent optimization w.r.t. these two types of hyperparameters have been largely ignored in the literature.*

3 Automated Few-Shot Learning for Time Series Forecasting

This section delineates the implementation of our proposed BiLO-Auto-TSF/ML framework that automates the design of a few-shot learning pipeline for time series forecasting with limited data from a bi-level programming perspective. We start with the overarching bi-level programming problem formulation considered in this paper. Then, we delineate the algorithmic implementation of the optimization routines at both levels respectively.

3.1 Problem Formulation of Bi-level Programming

The BiLO-Auto-TSF/ML framework involves a sequence of $l \geq 1$ decisions that choose the hyperparameters associated with the baseline machine learning model along with its parameters, the learning rates of both inner and outer loop of the meta-learning, the optimization algorithms for empirical loss function optimization and the number of shots in meta-learning, respectively. At the i -th decision step ($1 \leq i \leq l$), a design component $c_i \in \mathcal{C}_i$ is selected where \mathcal{C}_i is a finite set of possible alternative options at the i -th decision step. The space of hyperparameters associated with c_i is denoted as $\Theta(c_i)$ and a complete pipeline structure is an ℓ -tuple $\mathbf{c} = (c_1, \dots, c_\ell) \in \mathcal{C} = \mathcal{C}_1 \times \dots \times \mathcal{C}_\ell$ where $\Theta(\mathbf{c}) = \Theta(c_1) \times \dots \times \Theta(c_\ell)$ is its associated hyperparameter space.

The key challenge of the automated design of a few-shot learning pipeline for time series forecasting considered in this paper is an intertwined optimization of the parametric optimization of the associated hyperparameters \mathbf{c} and the gradient-based optimization associated with the meta-learning simultaneously. In this paper, we propose to formulate this intertwined optimization problem as the

following bi-level programming problem:

$$\begin{aligned} & \text{minimize} \quad \mathcal{L}^{\text{val}}(\mathbf{c}, \hat{\boldsymbol{\theta}}; \mathcal{D}^{\text{val}}) \\ & \text{subject to} \quad \hat{\boldsymbol{\theta}} := \underset{\boldsymbol{\theta}}{\operatorname{argmin}} \mathcal{L}_{\text{meta}}^{\text{tr}}(\mathbf{c}, \boldsymbol{\theta}; \mathcal{D}^{\text{tr}}), \end{aligned} \quad (1)$$

where \mathcal{L}^{val} and $\mathcal{L}_{\text{meta}}^{\text{tr}}$ denote the upper- and lower-level objective functions, and $\mathbf{c} \in \Theta(\mathbf{c})$ and $\hat{\boldsymbol{\theta}} \in \mathbb{R}^m$ denote the upper- and lower-level variables. More specifically, at the upper level, we aim to identify the best few-shot learning pipeline \mathbf{c}^* having the optimal hyperparameters along with the optimal parameters $\hat{\boldsymbol{\theta}}^*$ associated with the baseline machine learning model that minimizes \mathcal{L}^{val} (i.e., the validation empirical risk) at the end of meta-training where:

$$\mathcal{L}^{\text{val}}(\mathbf{c}, \hat{\boldsymbol{\theta}}; \mathcal{D}^{\text{val}}) \triangleq \frac{1}{|\mathcal{D}^{\text{val}}|} \sum_{(\mathbf{x}^i, y^i) \in \mathcal{D}^{\text{val}}} \ell_{\mathbf{c}}^{\text{val}}(y^i, f(\mathbf{x}^i; \hat{\boldsymbol{\theta}})), \quad (2)$$

where $\ell_{\mathbf{c}}^{\text{val}}(y^i, f(\mathbf{x}^i; \hat{\boldsymbol{\theta}}))$ is the loss function regarding a given few-shot learning pipeline \mathbf{c} on the validation set. Note that this validation empirical risk requires the parameters of the baseline machine learning model to be optimized by a meta-learning process at the lower level. The training empirical risk associated with the lower-level meta-learning is defined as:

$$\mathcal{L}_{\text{meta}}^{\text{tr}} \triangleq \sum_{\mathcal{D}_k^{\text{tr}} \sim \mathcal{D}^{\text{tr}}} \mathcal{L}^{\text{tr}}(\mathbf{c}, \boldsymbol{\theta}; \mathcal{D}_k^{\text{tr}}), \quad (3)$$

where

$$\mathcal{L}^{\text{tr}}(\mathbf{c}, \boldsymbol{\theta}; \mathcal{D}_k^{\text{tr}}) \triangleq \frac{1}{|\mathcal{D}_k^{\text{tr}}|} \sum_{(\mathbf{x}^i, y^i) \in \mathcal{D}_k^{\text{tr}}} \ell_{\mathbf{c}}^{\text{tr}}(y^i, f(\mathbf{x}^i; \boldsymbol{\theta})), \quad (4)$$

where $\ell_{\mathbf{c}}^{\text{tr}}(y^i, f(\mathbf{x}^i; \boldsymbol{\theta}))$ is the loss function regarding \mathbf{c} on the meta-training set.

The overall architecture of BiLO-Auto-TSF/ML is given in Fig. 1. It consists of two nested levels of optimization routines. Given the discrete nature of the upper-level hyperparameter optimization problem, BiLO-Auto-TSF/ML applies a Monte-Carlo tree search (MCTS), as delineated in Section 3.2, to explore the hyperparameter space thus gradually navigating the exploration towards some most promising regions within the search tree. As for the lower-level optimization, we develop a gradient-based meta-learning approach as in [19]. As detailed in Section 3.3, it identifies the promising initial parameters for the baseline machine learning model to adapt to the target task(s) with limited data.

3.2 Upper-level Optimization Routine

In view of the discrete nature of the search space of hyperparameters, this paper considers using a tree-based search to implement the hyperparameter optimization at the upper level. As shown in Fig. 1, the MCTS algorithm iterates over the following four steps.

- *Selection*: The MCTS algorithm starts from the root node $n_{\mathbf{r}}$ and recursively selects internal nodes downward until it reaches a leaf node $n_{\mathbf{l}}$. In particular, the tree-path from $n_{\mathbf{r}}$ to an internal node represents a partial solution, i.e., an incomplete pipeline. As for each parent (non-leaf) node $n_{\mathbf{p}}$, its child node $n_{\mathbf{c}} \in \mathcal{N}_{\mathbf{c}}$ is selected by maximizing the upper confidence bound for trees [38]:

$$n_{\mathbf{c}} := \operatorname{argmax}_{n_{\mathbf{c}} \in \mathcal{N}_{\mathbf{c}}} \left\{ \frac{Q(n_{\mathbf{c}})}{\mathbb{N}(n_{\mathbf{c}})} + \alpha \sqrt{\frac{\ln \mathbb{N}(n_{\mathbf{p}})}{\mathbb{N}(n_{\mathbf{c}})}} \right\}, \quad (5)$$

where $Q(n_{\mathbf{c}})$ is the expected reward for $n_{\mathbf{c}}$, $\mathbb{N}(n_{\mathbf{c}})$ and $\mathbb{N}(n_{\mathbf{p}})$ is the number of times that $n_{\mathbf{c}}$ and $n_{\mathbf{p}}$ has been visited, respectively, and α is a parameter that controls the trade-off between exploration and exploitation.

- Expansion: Once a leaf node is reached, one or more child nodes will be amended to expand the tree structure. In this paper, we apply the rapid action value estimation method [39] to select the new nodes. The number of child nodes associated with its parent node n_p is selected and constructed according to a progressive widening trick [40]. In particular, a new child node can be amended if and only if the $\lceil \mathbb{N}(n_p)^\kappa \rceil$ increases by one, where $0 < \kappa < 1$ is a constant coefficient.
- Simulation: If the expansion step finishes whereas a terminal node is not yet reached (i.e., we come up with an incomplete few-shot learning pipeline), a default policy (we use a random sampling strategy in this paper) is applied to select the remaining options until it reaches a terminal node. Thereafter, given the generated few-shot learning pipeline \mathbf{c} , its reward $Q(\mathbf{c})$ is evaluated as the validation empirical risk. In particular, the parameters of the baseline machine learning model are optimized by a meta-learning process at the lower level.
- Back-propagation: The reward value obtained in the expansion step is back-propagated to update the \mathbb{N} and Q values associated with all nodes along the visited tree-path until the root node. In particular, for each visited node n , the update rule is as follows:

$$\begin{aligned}\mathbb{N}(n) &:= \mathbb{N}(n) + 1, \\ Q(n) &:= Q(n) + Q(\mathbf{c}).\end{aligned}\tag{6}$$

Note that the above four steps iterate until either the computational budget is exhausted.

3.3 Lower-level Optimization Routine

As discussed in Sections 3.1 and 3.2, the lower-level optimization aims to train a machine learning model with limited historical data. In the following paragraphs, we will elaborate on the general setup of our meta-learning along with the meta-training process.

- Meta-learning setup: As introduced in Section 1, when considering the planning of island grids, a key challenge is the shortage of historical data that render the classic machine learning pipeline largely ineffective. This motivates us to use meta-learning to mitigate this small data challenge. Formally, let us denote the data collected from T islands as $\mathcal{T} := \{\mathcal{T}_i\}_{i=1}^T$ to constitute the training dataset. In particular, we assume that \mathcal{T} is sampled from a fixed distribution $\mathbb{P}(\mathcal{T})$. For each island, the corresponding training dataset is constituted as $\mathcal{D}_i^{\text{tr}} := \mathcal{D}_i^{\text{trs}} \cup \mathcal{D}_i^{\text{trq}}$ where $i \in \{1, \dots, T\}$, $\mathcal{D}_i^{\text{trs}}$ and $\mathcal{D}_i^{\text{trq}}$ denote the support and query sets respectively. In this paper, we have $|\mathcal{D}_i^{\text{trs}}| := |\mathcal{D}_i^{\text{tr}}| \times 80\%$.
- Meta-learning process: Inspired by [19], we develop a gradient-based meta-learning process where the parameters $\boldsymbol{\theta}$ of the baseline machine learning are updated as:

$$\boldsymbol{\theta}' := \boldsymbol{\theta} - \alpha \nabla_{\boldsymbol{\theta}} \mathcal{L}^{\text{tr}}(\mathbf{c}, \boldsymbol{\theta}; \mathcal{D}_k^{\text{trs}}),\tag{7}$$

where α is the inner-loop learning rate and $\nabla_{\boldsymbol{\theta}} \mathcal{L}^{\text{tr}}(\mathbf{c}, \boldsymbol{\theta}; \mathcal{D}_k^{\text{trs}})$ is the gradient of the loss function regarding the support set $\mathcal{D}_k^{\text{trs}}$ where k is for all picked up islands.

- During the meta-training phase, we randomly pick up $N \leq T$ islands, each of which contains K data instances drawn from the corresponding island to constitute $\mathcal{D}_k^{\text{tr}}$ where $k \in \{1, \dots, N\}$. the model parameters are updated by minimizing the loss function associated with $\boldsymbol{\theta}$ across the query sets of N islands sampled from $\mathbb{P}(\mathcal{T})$ defined as:

$$\mathcal{L}_{\text{meta}}^{\text{tr}}(\mathbf{c}, \boldsymbol{\theta}'; \mathcal{D}_k^{\text{trq}}) \triangleq \sum_{\mathcal{D}_k^{\text{trq}} \sim \mathcal{D}^{\text{trq}}} \mathcal{L}^{\text{tr}}(\mathbf{c}, \boldsymbol{\theta}'; \mathcal{D}_k^{\text{trq}}),\tag{8}$$

where equation (8) is calculated by using the updated parameters $\boldsymbol{\theta}'$ for the given query sets \mathcal{D}^{trq} and the loss function regarding the k -th island is defined as:

$$\mathcal{L}^{\text{tr}}(\mathbf{c}, \boldsymbol{\theta}'; \mathcal{D}_k^{\text{trq}}) := \sum_{(\mathbf{x}^i, y^i) \in \mathcal{D}_k^{\text{trq}}} \|f(\mathbf{x}^i; \boldsymbol{\theta}') - y^i\|_2^2.\tag{9}$$

Algorithm 1: Model-agnostic gradient-based meta-learning at the lower level of BiLO-Auto-TSF/ML.

Input: Meta training data set $\mathcal{D}^{\text{tr}} = (\mathcal{D}^{\text{tr}_s}, \mathcal{D}^{\text{tr}_q})$, meta validation data set \mathcal{D}^{val} , parameters of base learner and meta learner including α, β, γ

Output: Predicted outputs

```

1 Initialize model parameter  $\theta$ ;
2 for  $iteration \leftarrow 1, 2, \dots$  to do
3   Sample  $N$  islands randomly from  $T$ ;
4   for  $all\ k = 1, \dots, N$  to do
5     Sample support sets  $\mathcal{D}_k^{\text{tr}_s}$ ;
6     Compute the loss  $\mathcal{L}^{\text{tr}}(\mathbf{c}, \theta; \mathcal{D}_k^{\text{tr}_s})$ ;
7     Obtain the  $\theta'$  via gradient descent in (7);
8     Sample query sets  $\mathcal{D}_k^{\text{tr}_q}$ ;
9     Compute the loss  $\mathcal{L}_{\text{meta}}^{\text{tr}}(\mathbf{c}, \theta'; \mathcal{D}_k^{\text{tr}_q})$ ;
10  Obtain  $\hat{\theta}$  via gradient descent using  $\mathcal{L}_{\text{meta}}^{\text{tr}}(\mathbf{c}, \theta'; \mathcal{D}_k^{\text{tr}_q})$  with respect to  $\theta$ ;
11 Obtain the parameters  $\theta^*$  using  $\mathcal{D}^{\text{val}}$  via (11) with a couple of gradient descent steps;
12 Feed data into the machine learning model to predict the outputs for new island;
13 return Prediction results

```

Accordingly, the parameters $\hat{\theta}$ of the baseline machine learning model are updated as:

$$\hat{\theta} := \theta - \beta \nabla_{\theta} \mathcal{L}_{\text{meta}}^{\text{tr}}(\mathbf{c}, \theta'; \mathcal{D}_k^{\text{tr}_q}), \quad (10)$$

where β is the outer-loop learning rate and $\hat{\theta}$ is the updated parameters of the baseline machine learning model after a one-step gradient descent.

- After the meta-training phase, the updated parameters $\hat{\theta}$ will be fine-tuned on the validation sets \mathcal{D}^{val} with a few gradient descent steps as:

$$\theta^* := \hat{\theta} - \gamma \nabla_{\hat{\theta}} \mathcal{L}_{\text{meta}}^{\text{val}}(\mathbf{c}, \hat{\theta}; \mathcal{D}^{\text{val}}), \quad (11)$$

where γ is the validation learning rate.

At the end, θ^* will be used as the optimal parameters of the baseline machine learning model for predicting the unseen data collected from a new island. The workflow of the lower-level optimization is illustrated at lower-level optimization part of Fig. 1 and the pseudo-code is given in Algorithm 1.

4 Experimental Setup

This section introduces the setup of our empirical study including the dataset, parameter settings, the performance metric, and the statistical tests [41–79].

- Dataset: Our empirical study considers the energy forecasting tasks for smart grid infrastructure planning in islands at the English Channel [80]. We consider three different energy sources including the wind generation, the photovoltaic (PV) generation, and the load demand. The training set consists of data collected from four islands including Ushant, Molene, Sein and Isles of Scilly while those obtained from the island Lundy constitute the validation set. As discussed in Section 1, the key challenge here is the lack of sufficient historical data. In particular, for each energy source, there is only a week’s time series data for each island.
- Parameter settings: There are $\ell = 5$ hyperparameters considered in our automated few-shot learning pipeline.

- Note that our proposed BiLO-Auto-TSF/ML is model agnostic where any off-the-shelf machine learning method can be used as the base-learner. In our experiments, we consider three widely used machine learning models including a two-layer NN, SVR and LSTM, for a proof of concept purpose.
- hyperparameters associated with the base-learner: the number of hidden neurons of NN (from 128 to 1,024), kernels used in SVR (including linear, poly, rbf, sigmoid, precomputed), and the number of units in LSTM (from 128 to 1,024).
- Three different learning rates $\alpha \in [0.0001, 0.5]$, $\beta \in [0.0001, 0.5]$, and $\gamma \in [0.0001, 0.5]$.
- Optimization methods for the loss function: SGD [81], Adam [82], RMSprop [83], Adadelta [84] and Adagrad [85].
- Performance metric: Here we use the widely used mean squared error (MSE) as the metric to evaluate the predictive accuracy of a forecasting model.

$$\text{MSE} = \frac{1}{N} \sum_{i=1}^N (y_i - \hat{y}_i)^2, \quad (12)$$

where N is number of instances in the testing set, y_i and \hat{y}_i are the ground truth and predicted value, respectively.

- Statistical tests: For statistical interpretation of the significance of the comparison results, we apply the following two statistical methods in our empirical study.
 - Wilcoxon signed-rank test [86]: It is a non-parametric statistical test that makes no assumption about the underlying distribution of the data. In particular, the significance level is set to $p = 0.05$ in our experiments.
 - A_{12} effect size [87]: To ensure the resulted differences are not generated from a trivial effect, we apply A_{12} as the effect size measure to evaluate the probability that one algorithm is better than another. Specifically, given a pair of peer algorithms, $A_{12} = 0.5$ means they are *equivalent*. $A_{12} > 0.5$ denotes that one is better for more than 50% of the times. $0.56 \leq A_{12} < 0.64$ indicates a *small* effect size while $0.64 \leq A_{12} < 0.71$ and $A_{12} \geq 0.71$ mean a *medium* and a *large* effect size, respectively.

5 Results and Discussions

Our empirical study is driven by addressing the following three research questions (RQs).

- RQ1: Does BiLO-Auto-TSF/ML framework work for different types of energy sources?
- RQ2: Does the meta-learning alone can help a base-learner handle small data challenge?
- RQ3: What is the added value of involving different types of configuration options in the hyperparameter optimization of a few-shot learning pipeline?
- RQ4: What is the benefits of the bi-level programming formulation in BiLO-Auto-TSF/ML?
- RQ5: What is the impact of the computational budget allocated to the upper-level optimization?

5.1 Performance Evaluation of the Effectiveness of the Proposed BiLO-Auto-TSF/ML Framework

5.1.1 Methods

As introduced in Section 4, by using NN, SVR, and LSTM as the base-learners, we come up with three instances of our BiLO-Auto-TSF/ML framework, denoted as BiLO-Auto-TSF/ML-NN, BiLO-Auto-TSF/ML-SVR

Table 1: Comparison results of the MSE values obtained by different models for forecasting tasks of wind generation, PV generation and load demand.

	Wind generation		
	$n^g = 1$	$n^g = 2$	$n^g = 10$
NN	1.041E-1(7.01E-3) [†]	9.453E-2(5.82E-4) [†]	7.845E-2(4.42E-4) [†]
ML-NN	5.922E-2(3.56E-3) [†]	5.33E-2(5.71E-4) [†]	3.925E-2(8.38E-5) [†]
BiLO*-NN	5.248E-2(7.32E-5) [†]	4.736E-2(2.52E-6) [†]	3.624E-2(4.82E-6) [†]
SVR	1.082E-1(1.84E-3) [†]	9.845E-2(8.12E-4) [†]	7.919E-2(1.12E-4) [†]
ML-SVR	6.017E-2(1.32E-4) [†]	5.761E-2(4.74E-4) [†]	4.233E-2(5.71E-5) [†]
BiLO*-SVR	5.217E-2(6.69E-5) [†]	4.754E-2(2.62E-6) [†]	3.546E-2(3.59E-6) [†]
LSTM	7.684E-2(6.82E-3) [†]	6.892E-2(9.72E-4) [†]	5.622E-2(3.73E-4) [†]
ML-LSTM	5.247E-2(8.25E-4) [†]	4.818E-2(7.78E-4) [†]	3.232E-2(3.58E-5) [†]
BiLO*-LSTM	4.125E-2(9.55E-5)	3.844E-2(6.87E-6)	2.476E-2(8.55E-6)
	PV generation		
	$n^g = 1$	$n^g = 2$	$n^g = 10$
NN	1.313E-1(2.42E-2) [†]	1.157E-1(1.92E-2) [†]	1.049E-1(1.15E-2) [†]
ML-NN	3.621E-2(1.25E-3) [†]	2.972E-2(4.82E-4) [†]	2.238E-2(7.48E-5) [†]
BiLO*-NN	2.592E-2(3.72E-5) [†]	2.276E-2(1.26E-6) [†]	1.785E-2(5.34E-6) [†]
SVR	1.261E-1(3.42E-2) [†]	1.077E-1(5.67E-2) [†]	9.854E-2(4.39E-2) [†]
ML-SVR	3.443E-2(3.11E-3) [†]	2.823E-2(7.25E-4) [†]	2.107E-2(4.65E-5) [†]
BiLO*-SVR	2.318E-2(1.72E-5) [†]	2.179E-2(3.85E-5) [†]	1.762E-2(5.36E-6) [†]
LSTM	5.482E-2(1.01E-3) [†]	4.743E-2(7.72E-3) [†]	3.934E-2(8.25E-3) [†]
ML-LSTM	3.122E-2(6.23E-3) [†]	2.173E-2(8.45E-4) [†]	1.775E-2(5.58E-5) [†]
BiLO*-LSTM	2.215E-2(6.54E-6)	1.943E-2(7.25E-6)	1.372E-2(8.66E-6)
	Load demand		
	$n^g = 1$	$n^g = 2$	$n^g = 10$
NN	7.518E-2(3.52E-3) [†]	7.214E-2(2.67E-3) [†]	6.278E-2(1.78E-4) [†]
ML-NN	6.338E-2(3.12E-3) [†]	5.682E-2(6.45E-4) [†]	5.017E-2(8.62E-5) [†]
BiLO*-NN	5.231E-2(6.54E-5) [†]	4.776E-2(9.53E-5) [†]	3.890E-2(3.42E-6) [†]
SVR	6.945E-2(4.01E-3) [†]	6.522E-2(6.84E-4) [†]	6.116E-2(4.12E-4) [†]
ML-SVR	6.229E-2(2.23E-3) [†]	5.943E-2(3.67E-4) [†]	5.334E-2(5.66E-5) [†]
BiLO*-SVR	5.317E-2(2.42E-5) [†]	4.882E-2(6.76E-6) [†]	3.631E-2(7.66E-6) [†]
LSTM	6.853E-2(1.71E-3) [†]	6.659E-2(4.58E-4) [†]	4.547E-2(5.87E-4) [†]
ML-LSTM	4.828E-2(1.04E-3) [†]	4.113E-2(5.75E-4) [†]	3.282E-2(3.42E-6) [†]
BiLO*-LSTM	4.254E-2(3.65E-6)	3.123E-2(5.72E-6)	2.524E-2(6.88E-6)

[†] indicates the better result (highlighted in bold face with a gray background) is of statistical significance according to the Wilcoxon's rank-sum test at the 5% significance level.

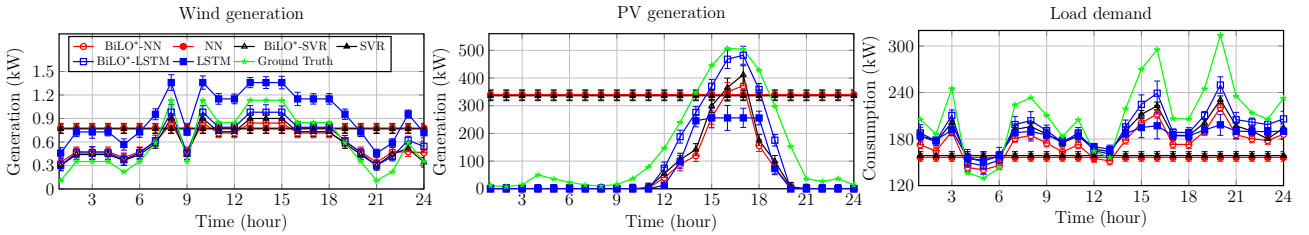


Figure 2: Comparison of the forecasting performance of different models for wind generation, PV generation and load demand, respectively. Note that BiLO* is short for BiLO-Auto-TSF/ML.

and BiLO-Auto-TSF/ML-LSTM respectively. As introduced in Section 4, the historical data of wind generation, PV generation, and load demand for a period of a week are used to constitute the training dataset while the performance of different forecasting models is validated on the island Lundy for a period of 24 hours.

5.1.2 Results

From the comparison results shown in Table 1, we can see that the performance of all three base-learners have been significantly improved by being embedded into our proposed BiLO-Auto-TSF/ML framework. To have a better visual interpretation of the performance comparison, we plot the forecasting results of 24 hours for wind generation, PV generation and load demand in Fig. 2. From these trajectories, it is clear to see that the vanilla NN and SVR cannot make any meaningful forecasting at

all in all cases. This is anticipated as the training data at hand is extremely scarce so that neither NN nor SVR can be appropriately trained. Although the vanilla LSTM can capture the variation of the time series data as shown in Fig. 2, its prediction is largely offset with regard to the ground truth. In contrast, by being equipped with our proposed BiLO-Auto-TSF/ML, the performance of all base-learners have been significantly improved. Especially for NN and SVR, after using few-shot learning and hyperparameter optimization, the performance of BiLO-Auto-TSF/ML-NN and BiLO-Auto-TSF/ML-SVR have been leveled up to become comparable with BiLO-Auto-TSF/ML-LSTM.

Response to RQ1: *From the observations in this experiment, it is clear to see that our proposed BiLO-Auto-TSF/ML framework is able to significantly improve the forecasting performance of a base-learner for different types of energy source. In particular, the adaptation to extremely scarce historical data can be attributed to the few-shot learning in BiLO-Auto-TSF/ML.*

5.2 Investigation of the Effectiveness of Meta-Learning

5.2.1 Methods

The results in Section 5.1 have shown the overall superiority of our proposed BiLO-Auto-TSF/ML framework for improving a base-learner for time series forecasting with extremely limited historical data. To address RQ2, we directly apply the meta-learning approach introduced in Section 3.3 to each of NN, SVR and LSTM models. The resulted forecasting models are denoted as ML-NN, ML-SVR and ML-LSTM, respectively. Note that the hyperparameters associated with the base- and meta-learners are fixed a priori (e.g., we set the number of neurons in the NN to be 512, the kernel is set to be rbf, and the number of cells in the LSTM to 640, three different learning rates set as 0.01, 0.001, and 0.05, respectively, and SGD is selected as the optimizer). In addition, we plan to investigate the influence of the number of gradient descent steps (denoted as n^g) for fine-tuning the updated parameters $\hat{\theta}$ during the meta training phase. Specifically, n^g is set as 1, 2, and 10 in this experiment.

5.2.2 Results

From the comparison results shown in Table 1, we find that the performance of the vanilla NN, SVR, and LSTM can be improved by directly using the meta-learning. In particular, it is worth noting that the corresponding hyperparameters of ML-NN, ML-SVR, and ML-LSTM are fixed a priori whereas our proposed BiLO-Auto-TSF/ML framework is able to automatically search for an optimal few-shot learning pipeline for the underlying base-learner. As the comparison results shown in Table 1, we find that the performance of ML-NN, ML-SVR, and ML-LSTM can be further improved under our proposed BiLO-Auto-TSF/ML framework. To have a better investigation for the performance difference achieved by using BiLO-Auto-TSF/ML framework against its vanilla version and the conventional meta-learning, we show the statistical results of A_{12} in Fig. 3. From this result, it is clear to see that the better performance achieved by using BiLO-Auto-TSF/ML framework are always classified to have a large effect size. This observation supports the importance of choosing appropriate hyperparameters in time series forecasting for a given dataset.

Furthermore, let us look into the influence of the number of gradient descent steps. As the results shown in Table 1, it is appreciated that the forecasting performance can be further improved by increasing the number of gradient descent steps during the meta training phase. This is not difficult to understand as more gradient descent steps lead to a better fine-tuned result. To have a visual illustration of the impact of n^g , we plot the forecasting results of LSTM, ML-LSTM and BiLO-Auto-TSF/ML-LSTM for different energy sources in Figs. 4 to 6. From these trajectories, it is clear to see that the number of gradient descent steps does not have any visible impact on the performance of the vanilla LSTM; whereas it is able to fine tune the performance of meta-learning.

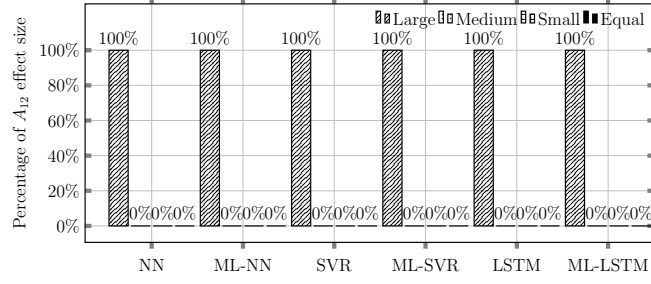


Figure 3: Percentage of the large, medium, small, and equal A_{12} effect size, respectively, when comparing our proposed BiLO-Auto-TSF/ML framework based models against their base-learners and the one only using meta-learning.

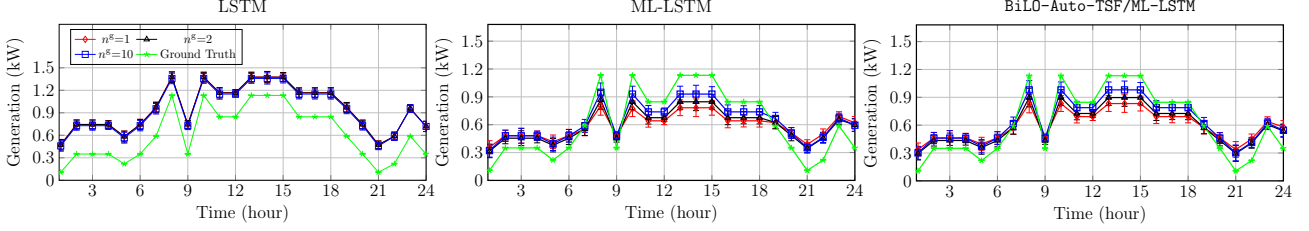


Figure 4: Comparison of the forecasting performance of LSTM, ML-LSTM and BiLO-Auto-TSF/ML-LSTM with different number of gradient descent steps for the wind generation task.

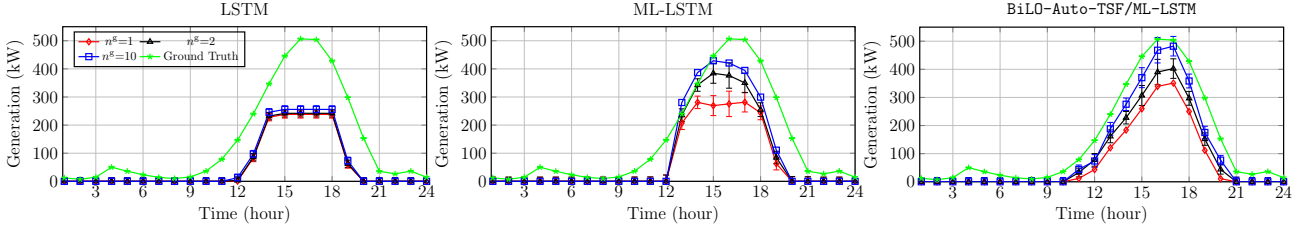


Figure 5: Comparison of the forecasting performance of LSTM, ML-LSTM and BiLO-Auto-TSF/ML-LSTM with different number of gradient descent steps for the PV generation task.

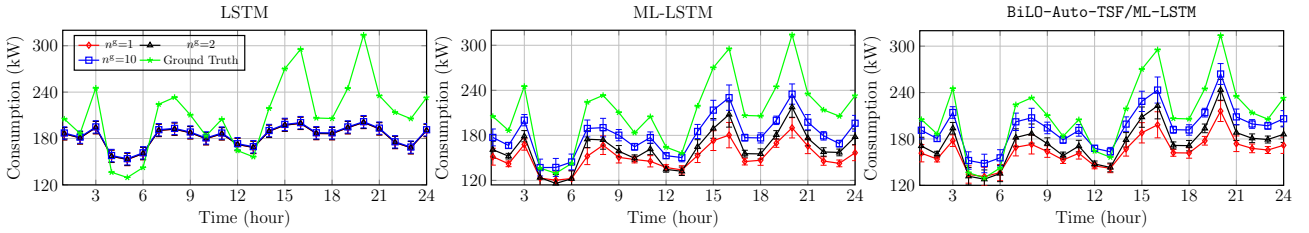


Figure 6: Comparison of the forecasting performance of LSTM, ML-LSTM and BiLO-Auto-TSF/ML-LSTM with different number of gradient descent steps for the load demand task.

Response to RQ2: *There are three takeaways from this experiment. First, meta-learning can enable a vanilla machine learning model to be capable of carrying out time series forecasting with extremely limited historical data. Second, by using our proposed BiLO-Auto-TSF/ML framework, the performance of the corresponding forecasting model can be further improved. This can be attributed to the hyperparameter optimization that helps identifies the most competitive few-shot learning pipeline. Last but not the least, using more gradient descent steps can be beneficial for fine tuning during the meta-training phase.*

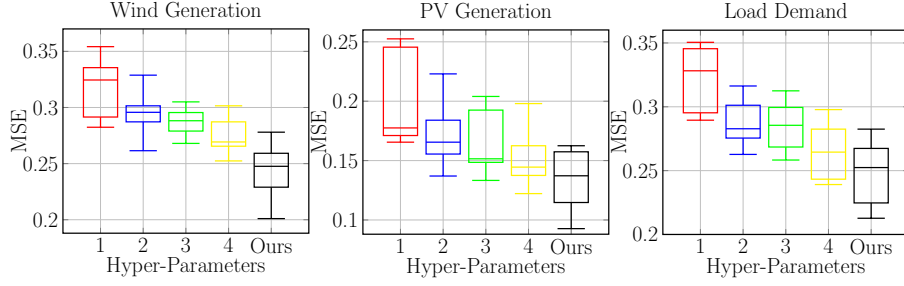


Figure 7: Comparison of the forecasting performance of BiLO-Auto-TSF/ML-LSTM against the other the variants BiLO-Auto-TSF/ML that involve different number of hyperparameters in optimization, represented as the index $1 \leq i < 5$ in the x -coordinate.

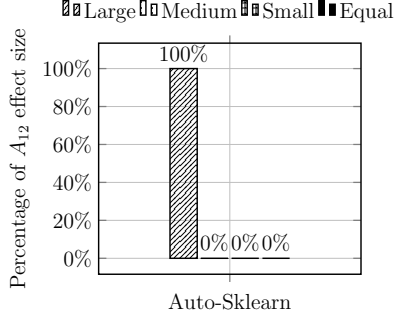


Figure 8: Percentage of the large, medium, small, and equal A_{12} effect size, respectively, when comparing our proposed BiLO-Auto-TSF/ML framework based models against Auto-Sklearn framework.

Table 2: Comparison results of MSE values obtained by Auto-Sklearn and BiLO-Auto-TSF/ML-LSTM

Data	MSE	
	Auto-Sklearn	BiLO*-LSTM
Wind generation	5.143E-2(4.76E-6)	2.476E-2(8.55E-6)
PV generation	1.745E-2(6.42E-6)	1.372E-2(8.66E-6)
Load demand	3.628E-2(2.93E-6)	2.524E-2(6.88E-6)

5.3 Investigation of the Hyperparameters Optimization for Meta-Learning

5.3.1 Methods

As introduced in Section 4, there are more than one type of hyperparameters considered in our few-shot learning pipeline. Another question is whether we need to optimize all those hyperparameters or can we achieve comparable performance by only optimizing some of them? To address **RQ3**, we come up with $\sum_{i=1}^4 \binom{5}{i}$ different variants by considering $1 \leq i < 5$ hyperparameters in BiLO-Auto-TSF/ML. Given the outstanding performance observed in Section 5.1.2, here we only consider LSTM as the base-learner in this experiment without loss of generality. To address **RQ4**, we compare the performance of BiLO-Auto-TSF/ML with Auto-Sklearn [88], one of the most popular tools in the automated machine learning literature. Here we still only consider LSTM as the base-learner as before without loss of generality. Note that Auto-Sklearn does not apply a bilevel programming paradigm for hyperparameter optimization.

5.3.2 Results

From the box-plots of the MSE values obtained by different variants of BiLO-Auto-TSF/ML considering $1 \leq i < 5$ hyperparameters shown in Fig. 7, it is clear to see that our proposed BiLO-Auto-TSF/ML constantly outperforms the other variants. It is interesting to note that the predictive accuracy can be improved by involving more types of hyperparameters in the optimization. In other words, we can envisage a further improvement of BiLO-Auto-TSF/ML by involving more configuration options in the

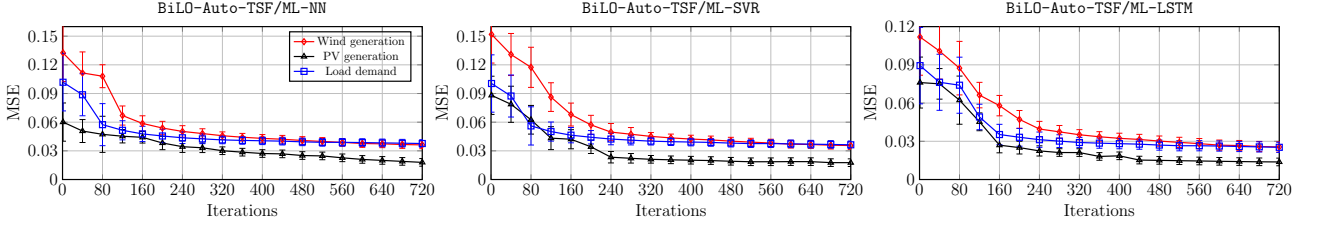


Figure 9: The trajectories of the MSE across 720 iterations in the MCTS of BiLO-Auto-TSF/ML-NN, BiLO-Auto-TSF/ML-SVR and BiLO-Auto-TSF/ML-LSTM.

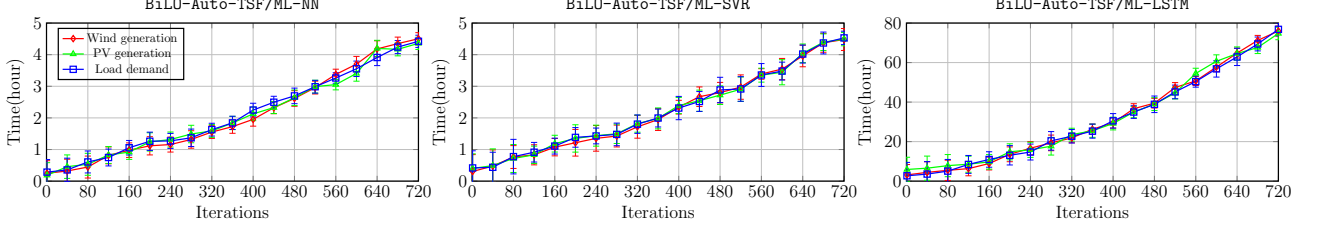


Figure 10: The trajectories of the CPU wall clock time across 720 iterations in the MCTS of BiLO-Auto-TSF/ML-NN, BiLO-Auto-TSF/ML-SVR and BiLO-Auto-TSF/ML-LSTM.

few-shot learning pipeline.

According to the comparison results shown in Table 2, we can see that the performance of BiLO-Auto-TSF/ML is constantly better than that of `Auto-Sklearn` in all three types of forecasting tasks. Furthermore, as the A_{12} results shown in Fig. 8, it is clear to see that the better results achieved by our proposed BiLO-Auto-TSF/ML is always classified to have a large effect size. It is worth noting that one of the key differences between BiLO-Auto-TSF/ML and `Auto-Sklearn` lies in the bi-level programming perspective for coordinating the meta-learning and hyperparameter optimization in an intertwined manner.

Response to RQ3: *From the observations in this experiment, we can see that the performance of a few-shot learning pipeline can be improved by involving more configuration options in the hyperparameter optimization.*

Response to RQ4: *From the comparison results w.r.t. `Auto-Sklearn`, we confirm the effectiveness of bi-level programming paradigm for handling meta-learning and hyperparameter optimization in a concurrent manner.*

5.4 Impact of Computational Budget at the Upper Level

5.4.1 Methods

In practice, it is not uncommon that the computational resource for time series forecasting, in particular the time budget, is limited. Given the iterative nature of MCTS, searching for the optimal few-shot learning pipeline at the upper-level optimization by using a MCTS can be time consuming. In this subsection, we are interested to investigate how is the number of iterations in MCTS (i.e., the computational budget allocated to the upper-level optimization) related to the performance. To this end, for each of the three instances of our proposed BiLO-Auto-TSF/ML framework, we keep a record of the variation of the MSE across 720 iterations in MCTS for the forecasting tasks of wind generation, PV generation and load demand, respectively.

5.4.2 Results

From the trajectories shown in Fig. 9, we can see that the overall MSE keeps on reducing with the increase of the iterations in MCTS. However, for all three BiLO-Auto-TSF/ML instances, the MSE trajectories does not show to be significantly changed after around the 240-th iteration. This suggests that we can reduce the number of iterations in MCTS without significantly deteriorating the performance of the identified few-shot learning pipeline. In addition, as the trajectories of CPU wall

clock time shown in Fig. 10, we can see that the computational time can be significantly reduced when early terminating the upper-level optimization routine.

Response to RQ5: *From the experiment in this subsection, we find that the computational budget allocated to the upper-level hyperparameter optimization of the few-shot learning pipeline can be narrowed down without significantly compromising the forecasting performance.*

6 Conclusion

Short- and/or long-term time series forecasting of both energy generation and load demand have been one of the key tools to guide the optimal decision-making for planning and operation of utility companies without over/underestimating the capabilities of renewable energy infrastructures. Different from the traditional big data scenarios, one of the most challenging issues in time series renewable energy forecasting in the real world is the short of historical data. This can render most prevalent machine learning models ineffective. In addition, the performance of machine learning models are sensitive to the choice of their corresponding hyperparameters w.r.t. the characteristics of the underlying forecasting tasks. Bearing these considerations in mind, this paper developed a BiLO-Auto-TSF/ML framework that automatically searches for a high-performance few-shot learning pipeline from a bi-level programming perspective. More specifically, the meta-learning routine at the lower level helps mitigate the small data challenges while the hyperparameter optimization at the upper level helps search for the optimal configuration options to achieve the peak few-shot learning performance. Extensive experiments fully demonstrate the effectiveness of our proposed BiLO-Auto-TSF/ML framework to significantly boost the performance of three prevalent machine learning models for time series renewable energy forecasting with extremely limited historical data.

Acknowledgment

K. Li was supported by UKRI Future Leaders Fellowship (MR/S017062/1), Amazon Research Awards, Royal Society International Exchange Scheme (IES/R2/212077), Alan Turing Fellowship, and EPSRC (2404317).

References

- [1] N. Amjady, F. Keynia, and H. Zareipour, "Short-term load forecast of microgrids by a new bilevel prediction strategy," *IEEE Trans. Smart Grid*, vol. 1, no. 3, pp. 286–294, 2010.
- [2] M. N. Akhter, S. Mekhilef, H. Mokhlis, and N. M. Shah, "Review on forecasting of photovoltaic power generation based on machine learning and metaheuristic techniques," *IET Renewable Power Generation*, vol. 13, no. 7, pp. 1009–1023, 2019.
- [3] V. A. Natarajan and P. Karatampati, "Survey on renewable energy forecasting using different techniques," in *ICPEDC'20: Proc. of the 2020 International Conference on Power and Embedded Drive Control*, 2019, pp. 349–354.
- [4] J. P. Lai, Y. M. Chang, C. H. Chen, and P. F. Pai, "A survey of machine learning models in renewable energy predictions," *Appl. Sci.*, vol. 10, no. 17, 2020.
- [5] C. Paoli, C. Voyant, M. Muselli, and M. L. Nivet, "Forecasting of preprocessed daily solar radiation time series using neural networks," *Sol. Energy*, vol. 84, no. 12, pp. 2146–2160, 2010.
- [6] W. Kong, Z. Y. Dong, Y. Jia, D. J. Hill, Y. Xu, and Y. Zhang, "Short-term residential load forecasting based on LSTM recurrent neural network," *IEEE Trans. Smart Grid*, vol. 10, no. 1, pp. 841–851, 2019.

- [7] M. Majidpour, C. Qiu, C. P. Chu, R. Gadh, and H. R. Pota, “Fast prediction for sparse time series: Demand forecast of EV charging stations for cell phone applications,” *IEEE Trans. Ind. Informatics*, vol. 11, no. 1, pp. 242–250, 2015.
- [8] B. J. Chen, M. W. Chang, and C. J. Lin, “Load forecasting using support vector machines: a study on EUNITE competition 2001,” *IEEE Trans. Power Systems*, vol. 19, no. 4, pp. 1821–1830, 2004.
- [9] P. Kou, F. Gao, and X. Guan, “Sparse online warped Gaussian process for wind power probabilistic forecasting,” *Applied Energy*, vol. 108, pp. 410–428, 2013.
- [10] H. McLarty, “How to reduce fossil fuel reliance in the small isles: A study into the potential of inter-island connections,” Master’s thesis, University of Strathclyde, 2017.
- [11] B. Zoph and Q. V. Le, “Neural architecture search with reinforcement learning,” in *ICLR’2017: Proc. of the 2017 International Conference on Learning Representations*. OpenReview.net, 2017.
- [12] J. Snell, K. Swersky, and R. S. Zemel, “Prototypical networks for few-shot learning,” in *NIPS’2017: Proc. of the 2017 Conference on Neural Information Processing Systems*, 2017, pp. 4077–4087.
- [13] J. M. Perez-Rua, X. Zhu, T. Hospedales, and T. Xiang, “Incremental few-shot object detection,” in *CVPR’2020: Proc. of the 2020 IEEE/CVF Conference on Computer Vision and Pattern Recognition*, 2020, pp. 13 843–13 852.
- [14] L. Y. Gui, Y. X. Wang, D. Ramanan, and J. M. F. Moura, “Few-shot human motion prediction via meta-learning,” in *ECCV’2018: Proc. of the 2018 European Conference on Computer Vision*, vol. 11212, 2018, pp. 441 – 459.
- [15] J. Gordon, J. Bronskill, M. Bauer, S. Nowozin, and R. Turner, “Meta-learning probabilistic inference for prediction,” in *ICLR’2019: Proc. of the 2019 International Conference on Learning Representations*. OpenReview.net, 2019.
- [16] T. C. Wang, M. Y. Liu, A. Tao, G. Liu, J. Kautz, and B. Catanzaro, “Few-shot video-to-video synthesis,” in *NIPS’2019: Proc. of the 2019 Conference on Neural Information Processing Systems*, 2019, pp. 5014–5025.
- [17] J. Vanschoren, “Meta-learning: A survey,” *CoRR*, vol. abs/1810.03548, 2018. [Online]. Available: <http://arxiv.org/abs/1810.03548>
- [18] C. Browne, E. J. Powley, D. Whitehouse, S. M. Lucas, P. I. Cowling, P. Rohlfshagen, S. Tavener, D. P. Liebana, S. Samothrakis, and S. Colton, “A survey of Monte Carlo tree search methods,” *IEEE Trans. Comput. Intell. AI Games*, vol. 4, no. 1, pp. 1–43, 2012.
- [19] C. Finn, P. Abbeel, and S. Levine, “Model-agnostic meta-learning for fast adaptation of deep networks,” in *ICML’2017: Proc. of the 2017 International Conference on Machine Learning*, vol. 70. PMLR, 2017, pp. 1126–1135.
- [20] J. Zheng, C. Xu, Z. Zhang, and X. Li, “Electric load forecasting in smart grids using long-short-term-memory based recurrent neural network,” in *CISS’2017: Proc. of the 2017 Annual Conference on Information Sciences and Systems*, 2017, pp. 1–6.
- [21] J. Wang, F. Liu, Y. Song, and J. Zhao, “A novel model: Dynamic choice artificial neural network (DCANN) for an electricity price forecasting system,” *Appl. Soft Comput.*, vol. 48, pp. 281–297, 2016.
- [22] Y. Li and J. Wang, “The load forecasting model based on Bayes-GRNN,” *J. Softw.*, vol. 7, no. 6, pp. 1273–1280, 2012.

- [23] J. Buitrago and S. Asfour, “Short-term forecasting of electric loads using nonlinear autoregressive artificial neural networks with exogenous vector inputs,” *Energies*, vol. 10, no. 1, pp. 1–24, 2017.
- [24] A. Arif, N. Javaid, M. Anwar, A. Naeem, H. Gul, and S. Fareed, “Electricity load and price forecasting using machine learning algorithms in smart grid: A survey,” in *AINA’2020: Proc. of the 2020 International Conference on Advanced Information Networking and Applications*, vol. 1150. Springer, 2020, pp. 471–483.
- [25] H. Shi, M. Xu, and R. Li, “Deep learning for household load forecasting—A novel pooling deep RNN,” *IEEE Trans. Smart Grid*, vol. 9, no. 5, pp. 5271–5280, 2018.
- [26] J. Moon, S. Jung, J. Rew, S. Rho, and E. Hwang, “Combination of short-term load forecasting models based on a stacking ensemble approach,” *Energy and Buildings*, vol. 216, p. 109921, 2020.
- [27] H. H. Aly, “A proposed intelligent short-term load forecasting hybrid models of ANN, WNN and KF based on clustering techniques for smart grid,” *Electric Power Systems Research*, vol. 182, p. 106191, 2020.
- [28] S. R. Khuntia, J. L. Rueda, and M. A. van der Meijden, “Forecasting the load of electrical power systems in mid- and long-term horizons: a review,” *IET Generation, Transmission & Distribution*, vol. 10, pp. 3971–3977(6), 2016.
- [29] W. Jiang, H. Tang, L. Wu, H. Huang, and H. Qi, “Parallel processing of probabilistic models-based power supply unit mid-term load forecasting with apache spark,” *IEEE Access*, vol. 7, pp. 7588–7598, 2019.
- [30] G. Dudek, P. Pelka, and S. Smyl, “A hybrid residual dilated LSTM and exponential smoothing model for mid-term electric load forecasting,” *IEEE Trans. Neural Networks Learn. Syst*, pp. 1–13, 2021.
- [31] R. K. Agrawa, F. Muchahary, and M. M. Tripathi, “Long term load forecasting with hourly predictions based on long-short-term-memory networks,” in *TPEC’2020: Proc. of the 2020 IEEE Texas Power and Energy Conference*, 2018, pp. 1–6.
- [32] T. Hospedales, A. Antoniou, P. Micaelli, and A. Storkey, “Meta-learning in neural networks: A survey,” *CoRR*, vol. abs/2004.05439, 2020.
- [33] Z. Li, F. Zhou, F. Chen, and H. Li, “Meta-SGD: Learning to learn quickly for few shot learning,” *CoRR*, vol. abs/1707.09835, 2017.
- [34] A. Antoniou, H. Edwards, and A. J. Storkey, “How to train your MAML,” *CoRR*, vol. abs/1810.09502, 2018.
- [35] A. A. Rusu, D. Rao, J. Sygnowski, O. Vinyals, R. Pascanu, S. Osindero, and R. Hadsell, “Meta-learning with latent embedding optimization,” *CoRR*, vol. abs/1807.05960, 2018.
- [36] L. Franceschi, P. Frasconi, S. Salzo, R. Grazzi, and M. Pontil, “Bilevel programming for hyperparameter optimization and meta-learning,” *CoRR*, vol. abs/1806.04910, 2018.
- [37] S. Baik, M. Choi, J. Choi, H. Kim, and K. M. Lee, *CoRR*, vol. abs/2011.00209, 2020.
- [38] P. Auer, “Using confidence bounds for exploitation-exploration trade-offs,” *J. Mach. Learn. Res.*, vol. 3, pp. 397–422, 2002.
- [39] S. Gelly and D. Silver, “Monte-Carlo tree search and rapid action value estimation in computer go,” *Artif. Intell.*, vol. 175, no. 11, pp. 1856–1875, 2011.
- [40] D. Auger, A. Couëtoux, and O. Teytaud, “Continuous upper confidence trees with polynomial exploration – consistency,” in *PKDD’2013: Proc. of the 2013 Machine Learning and Knowledge Discovery in Databases -European Conference*, vol. 8188. Springer, 2013, pp. 194–209.

- [41] R. Chen, K. Li, and X. Yao, "Dynamic multiobjectives optimization with a changing number of objectives," *IEEE Trans. Evol. Comput.*, vol. 22, no. 1, pp. 157–171, 2018.
- [42] J. Zou, C. Ji, S. Yang, Y. Zhang, J. Zheng, and K. Li, "A knee-point-based evolutionary algorithm using weighted subpopulation for many-objective optimization," *Swarm and Evolutionary Computation*, vol. 47, pp. 33–43, 2019.
- [43] K. Li, J. Zheng, C. Zhou, and H. Lv, "An improved differential evolution for multi-objective optimization," in *CSIE'09: Proc. of 2009 WRI World Congress on Computer Science and Information Engineering*, 2009, pp. 825–830.
- [44] J. Billingsley, K. Li, W. Miao, G. Min, and N. Georgalas, "A formal model for multi-objective optimisation of network function virtualisation placement," in *EMO'19: Proc. of the 10th International Conference Evolutionary Multi-Criterion Optimization*, 2019, pp. 529–540.
- [45] K. Li, J. Zheng, M. Li, C. Zhou, and H. Lv, "A novel algorithm for non-dominated hypervolume-based multiobjective optimization," in *SMC'09: Proc. of 2009 the IEEE International Conference on Systems, Man and Cybernetics*, 2009, pp. 5220–5226.
- [46] K. Li, "Progressive preference learning: Proof-of-principle results in MOEA/D," in *EMO'19: Proc. of the 10th International Conference Evolutionary Multi-Criterion Optimization*, 2019, pp. 631–643.
- [47] K. Li and S. Kwong, "A general framework for evolutionary multiobjective optimization via manifold learning," *Neurocomputing*, vol. 146, pp. 65–74, 2014.
- [48] K. Li, Á. Fialho, and S. Kwong, "Multi-objective differential evolution with adaptive control of parameters and operators," in *LION5: Proc. of the 5th International Conference on Learning and Intelligent Optimization*, 2011, pp. 473–487.
- [49] K. Li, S. Kwong, R. Wang, K. Tang, and K. Man, "Learning paradigm based on jumping genes: A general framework for enhancing exploration in evolutionary multiobjective optimization," *Inf. Sci.*, vol. 226, pp. 1–22, 2013.
- [50] J. Cao, S. Kwong, R. Wang, and K. Li, "A weighted voting method using minimum square error based on extreme learning machine," in *ICMLC'12: Proc. of the 2012 International Conference on Machine Learning and Cybernetics*, 2012, pp. 411–414.
- [51] —, "AN indicator-based selection multi-objective evolutionary algorithm with preference for multi-class ensemble," in *ICMLC'14: Proc. of the 2014 International Conference on Machine Learning and Cybernetics*, 2014, pp. 147–152.
- [52] K. Li, K. Deb, Q. Zhang, and Q. Zhang, "Efficient nondomination level update method for steady-state evolutionary multiobjective optimization," *IEEE Trans. Cybernetics*, vol. 47, no. 9, pp. 2838–2849, 2017.
- [53] K. Li, S. Kwong, and K. Deb, "A dual-population paradigm for evolutionary multiobjective optimization," *Inf. Sci.*, vol. 309, pp. 50–72, 2015.
- [54] K. Li, S. Kwong, R. Wang, J. Cao, and I. J. Radas, "Multi-objective differential evolution with self-navigation," in *SMC'12: Proc. of the 2012 IEEE International Conference on Systems, Man, and Cybernetics*, 2012, pp. 508–513.
- [55] K. Li, R. Wang, S. Kwong, and J. Cao, "Evolving extreme learning machine paradigm with adaptive operator selection and parameter control," *International Journal of Uncertainty, Fuzziness and Knowledge-Based Systems*, vol. 21, pp. 143–154, 2013.
- [56] J. Cao, S. Kwong, R. Wang, X. Li, K. Li, and X. Kong, "Class-specific soft voting based multiple extreme learning machines ensemble," *Neurocomputing*, vol. 149, pp. 275–284, 2015.

- [57] K. Li, K. Deb, and X. Yao, “R-metric: Evaluating the performance of preference-based evolutionary multiobjective optimization using reference points,” *IEEE Trans. Evolutionary Computation*, vol. 22, no. 6, pp. 821–835, 2018.
- [58] M. Wu, S. Kwong, Q. Zhang, K. Li, R. Wang, and B. Liu, “Two-level stable matching-based selection in MOEA/D,” in *SMC’15: Proc. of the 2015 IEEE International Conference on Systems, Man, and Cybernetics*, 2015, pp. 1720–1725.
- [59] K. Li, S. Kwong, J. Cao, M. Li, J. Zheng, and R. Shen, “Achieving balance between proximity and diversity in multi-objective evolutionary algorithm,” *Inf. Sci.*, vol. 182, no. 1, pp. 220–242, 2012.
- [60] K. Li, K. Deb, O. T. Altinöz, and X. Yao, “Empirical investigations of reference point based methods when facing a massively large number of objectives: First results,” in *EMO’17: Proc. of the 9th International Conference Evolutionary Multi-Criterion Optimization*, 2017, pp. 390–405.
- [61] K. Li, K. Deb, and Q. Zhang, “Evolutionary multiobjective optimization with hybrid selection principles,” in *CEC’15: Proc. of the 2015 IEEE Congress on Evolutionary Computation*, 2015, pp. 900–907.
- [62] K. Li, Z. Xiang, and K. C. Tan, “Which surrogate works for empirical performance modelling? A case study with differential evolution,” in *CEC’19: Proc. of the 2019 IEEE Congress on Evolutionary Computation*, 2019, pp. 1988–1995.
- [63] H. Gao, H. Nie, and K. Li, “Visualisation of pareto front approximation: A short survey and empirical comparisons,” in *CEC’19: Proc. of the 2019 IEEE Congress on Evolutionary Computation*, 2019, pp. 1750–1757.
- [64] M. Liu, K. Li, and T. Chen, “Security testing of web applications: a search-based approach for detecting SQL injection vulnerabilities,” in *GECCO’19: Proc. of the 2019 Genetic and Evolutionary Computation Conference Companion*, 2019, pp. 417–418.
- [65] K. Li and Q. Zhang, “Decomposition multi-objective optimisation: current developments and future opportunities,” in *GECCO’19: Proc. of the 2019 Genetic and Evolutionary Computation Conference Companion*, 2019, pp. 1002–1031.
- [66] S. Kumar, R. Bahsoon, T. Chen, K. Li, and R. Buyya, “Multi-tenant cloud service composition using evolutionary optimization,” in *ICPADS’18: Proc. of the 24th IEEE International Conference on Parallel and Distributed Systems*, 2018, pp. 972–979.
- [67] J. Cao, H. Wang, S. Kwong, and K. Li, “Combining interpretable fuzzy rule-based classifiers via multi-objective hierarchical evolutionary algorithm,” in *SMC’11: Proc. of the 2011 IEEE International Conference on Systems, Man and Cybernetics*. IEEE, 2011, pp. 1771–1776.
- [68] K. Li, Z. Xiang, T. Chen, S. Wang, and K. C. Tan, “Understanding the automated parameter optimization on transfer learning for cross-project defect prediction: an empirical study,” in *ICSE’20: Proc. of the 42nd International Conference on Software Engineering*. ACM, 2020, pp. 566–577.
- [69] M. Liu, K. Li, and T. Chen, “DeepSQLi: deep semantic learning for testing SQL injection,” in *ISSTA’20: Proc. of the 29th ACM SIGSOFT International Symposium on Software Testing and Analysis*. ACM, 2020, pp. 286–297.
- [70] K. Li, Z. Xiang, T. Chen, and K. C. Tan, “BiLO-CPDP: Bi-level programming for automated model discovery in cross-project defect prediction,” in *ASE’20: Proc. of the 35th IEEE/ACM International Conference on Automated Software Engineering*. IEEE, 2020, pp. 573–584.
- [71] R. Wang, S. Ye, K. Li, and S. Kwong, “Bayesian network based label correlation analysis for multi-label classifier chain,” *Inf. Sci.*, vol. 554, pp. 256–275, 2021.

- [72] X. Shan and K. Li, “An improved two-archive evolutionary algorithm for constrained multi-objective optimization,” in *EMO’21: Proc. of the 11th International Conference on Evolutionary Multicriteria Optimization*, ser. Lecture Notes in Computer Science, vol. 12654. Springer, 2021, pp. 235–247.
- [73] G. Lai, M. Liao, and K. Li, “Empirical studies on the role of the decision maker in interactive evolutionary multi-objective optimization,” in *CEC’21: Proc. of the 2021 IEEE Congress on Evolutionary Computation*. IEEE, 2021, pp. 185–192.
- [74] L. Li, Q. Lin, K. Li, and Z. Ming, “Vertical distance-based clonal selection mechanism for the multiobjective immune algorithm,” *Swarm Evol. Comput.*, vol. 63, p. 100886, 2021.
- [75] M. Wu, S. Kwong, Y. Jia, K. Li, and Q. Zhang, “Adaptive weights generation for decomposition-based multi-objective optimization using gaussian process regression,” in *GECCO’17: Proc. of the 2017 Genetic and Evolutionary Computation Conference*. ACM, 2017, pp. 641–648.
- [76] K. Li, R. Chen, D. A. Savic, and X. Yao, “Interactive decomposition multiobjective optimization via progressively learned value functions,” *IEEE Trans. Fuzzy Syst.*, vol. 27, no. 5, pp. 849–860, 2019.
- [77] K. Li, M. Liao, K. Deb, G. Min, and X. Yao, “Does preference always help? A holistic study on preference-based evolutionary multiobjective optimization using reference points,” *IEEE Trans. Evol. Comput.*, vol. 24, no. 6, pp. 1078–1096, 2020.
- [78] M. Wu, K. Li, S. Kwong, and Q. Zhang, “Evolutionary many-objective optimization based on adversarial decomposition,” *IEEE Trans. Cybern.*, vol. 50, no. 2, pp. 753–764, 2020.
- [79] G. Pruvost, B. Derbel, A. Liefoghe, K. Li, and Q. Zhang, “On the combined impact of population size and sub-problem selection in MOEA/D,” in *EvoCOP’20: Proc. of the 20th European Conference on Evolutionary Computation in Combinatorial Optimization*, ser. Lecture Notes in Computer Science, vol. 12102. Springer, 2020, pp. 131–147.
- [80] G. S. Matthew, O. W. Fitch-Roy, P. M. Connor, B. Woodman, P. Thies, E. Hussain, H. Mahmood, M. Abusara, X. Yan, and J. Hardwick, “ICE report t2.1.2 - ICE general methodology,” INTERREG, University of Exeter, Tech. Rep., 2018.
- [81] S. Amari, “Backpropagation and stochastic gradient descent method,” *Neurocomputing*, vol. 5, no. 4, pp. 185–196, 1993.
- [82] D. P. Kingma and J. Ba, “Adam: A method for stochastic optimization,” in *ICLR’2015: Proc. of the 2015 International Conference on Learning Representations*, 2015.
- [83] Y. Saadna, A. A. Boudhir, and M. B. Ahmed, “An analysis of resnet50 model and rmsprop optimizer for education platform using an intelligent chatbot system,” in *NISS’2021: Proc. of the 2021 Networking, Intelligent Systems and Security*, vol. 237. Springer, 2021, pp. 577–590.
- [84] M. D. Zeiler, “ADADELTA: an adaptive learning rate method,” *CoRR*, vol. abs/1212.5701, 2012.
- [85] C. Traoré and E. Pauwels, “Sequential convergence of AdaGrad algorithm for smooth convex optimization,” *CoRR*, vol. abs/2011.12341, 2020.
- [86] F. Wilcoxon, *Individual Comparisons by Ranking Methods*. Springer New York, 1992, pp. 196–202.
- [87] K. Li and R. Chen, “Batched data-driven evolutionary multi-objective optimization based on manifold interpolation,” *CoRR*, vol. abs/2109.05639, 2021.
- [88] M. Feurer, K. Eggensperger, S. Falkner, M. Lindauer, and F. Hutter, “Auto-Sklearn 2.0: Hands-free AutoML via meta-learning,” *CoRR*, vol. abs/2007.04074, 2020.