

A Fast Approach to Minimum Curvature Raceline Planning via Probabilistic Inference

Salman Bari, Ahmad Schoha Haidari and Dirk Wollherr

Abstract—The motion objectives of a planning as inference problem are formulated as a joint distribution over coupled random variables on a factor graph. Leveraging optimization-inference duality, a fast solution to the maximum a posteriori estimation of the factor graph can be obtained via least-squares optimization. The computational efficiency of this approach can be used in competitive autonomous racing for finding the minimum curvature raceline. Finding the raceline is classified as a global planning problem that entails the computation of a minimum curvature path for a racecar which offers highest cornering speed for a given racetrack resulting in reduced lap time. This work introduces a novel methodology for formulating the minimum curvature raceline planning problem as probabilistic inference on a factor graph. By exploiting the tangential geometry and structural properties inherent in the minimum curvature planning problem, we represent it on a factor graph, which is subsequently solved via sparse least-squares optimization. The results obtained by performing comparative analysis with the quadratic programming-based methodology, the proposed approach demonstrated the superior computing performance, as it provides comparable lap time reduction while achieving four-fold improvement in computational efficiency.

Index Terms—Motion Planning, Autonomous Vehicles, Vehicle Routing and Navigation, Probabilistic Inference, Factor Graph.

I. INTRODUCTION

The primary goal of autonomous racecar planning is to navigate the racetrack with maximum speed, resulting in the shortest possible lap time. The first step towards achieving this objective is to determine the optimal path, referred to as the raceline, that enables the racecar to cover the racetrack as quickly as possible. Although, the minimum time optimization approach theoretically yields an optimal raceline, it is computationally demanding. In the competitive field of autonomous racing, fast computation is paramount, thereby necessitating the use of alternative approaches such as minimum curvature raceline planning. The preference for this approach, as noted by Heilmeier et. al. [1], is due to its relatively lower computation cost, while still achieving lap times that are comparable to those obtained through the minimum time optimization approach. However, we propose that the computation time

The research leading to these results has partially received funding from the Horizon 2020 research and innovation programme under grant agreement 820742 of the project "HR-Recycler - Hybrid Human-Robot RECYcling plant for electriCal and eLEctRONic equipment". (Corresponding Author: Salman Bari)

Salman Bari, Ahmad Schoha Haidari and Dirk Wollherr are with the Chair of Automatic Control Engineering (LSR), TUM School of Computation, Information and Technology, Technical University of Munich, Germany. (e-mail: s.bari@tum.de; dw@tum.de)

Ahmad Schoha Haidari is also associated with ARRK Engineering GmbH, Munich, Germany. (e-mail: ahmad-schoha.haidari@arrk-engineering.com)

Color versions of one or more figures in this article are available at
Digital Object Identifier

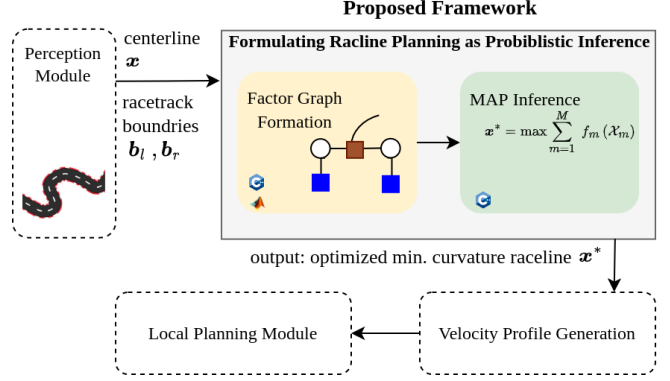


Figure 1: Overview of the methodology adopted to find the minimum curvature raceline via probabilistic inference.

of minimum curvature planning can be further reduced by applying a probabilistic inference approach, similar to [2], to compute the optimal minimum curvature raceline.

Similar to existing methods for minimum curvature raceline planning [1], [3], our objective is also to minimize the cumulative quadratic curvature of the centerline. However, in contrast to conventional Quadratic Programming (QP)-based optimization approach [1], we propose a novel method that utilizes probabilistic inference and factor graphs. First, we transform the representation of racetrack and centerline into the Normal-Tangential (N-T) coordinate system, which leads us to the proposition that the cumulative curvature of an arc can be minimized by minimizing the tangential rotational angle between two waypoints along the centerline. Based on this, we design factors that consider the minimization of the tangential rotational angle and ensure that the resulting raceline stays within the boundaries of the racetrack. Finally, we compute the maximum a posteriori (MAP) estimation of the formulated factor graph via numerical optimization that results in enhanced computational efficiency. The overall methodology of the proposed framework is outlined in Fig. 1.

In order to validate the effectiveness of our proposed framework, we perform a comparative analysis against the QP optimization approach [1] for two exemplary racetracks. Our results demonstrate that the proposed approach achieves similar lap times and total distance while being significantly more computationally efficient. In addition, we provide a comprehensive analysis of the proposed approach, discussing its strengths and limitations.

II. RELATED WORK

In autonomous racing, lap time is the primary criterion for evaluating the performance of the planning algorithm.

However, the objective of global planning can vary based on different optimization objectives [4] such as lap time [5], energy consumption [6], and geometric properties of the race-line [3], resulting in different strategies for planning. This work specifically focuses on global planning approaches that aim to compute the optimal raceline by optimizing the geometric properties of the centerline.

Finding an optimal raceline is not a simple task as the shortest path does not necessarily offer the minimum lap time for curved racetracks since the speed is considerably reduced at turns. For racetrack curves, the path with the minimum curvature offers higher speed. Therefore, the optimal raceline is a compromise between the shortest path, which minimizes the path length, and the minimum curvature path, which offers higher speed at turns, ultimately resulting in a faster lap time. Several geometrical optimization approaches have been proposed [1], [3], [7] for planning an optimal raceline. Braghin et. al. [3] proposed a race car driver model that uses geometric optimization of the path along a racetrack to find the minimum curvature raceline. Kapania et. al. [7] followed the similar approach and divided the trajectory generation into two sequential steps. The first step involved generating a velocity profile, followed by minimizing the path curvature using convex optimization. Recently, Heilmeier et. al. [1] proposed a QP-based optimization formulation for finding the minimum curvature raceline. An iterative QP optimization strategy is adopted in order to improve the raceline, which results in an increased computation time.

In addition to optimizing lap time, computational efficiency is another important criterion for planning algorithms developed for autonomous racing. Optimal raceline planning algorithms with minimum computation time are crucial for high-performance autonomous racing scenarios. Recently, there has been a proposal for a planning-as-inference approach [2] that offers a fast solution for generating motion trajectories. This approach integrates all the planning problem objectives, which are represented as factors, and solves a non-linear least square optimization problem using numerical methods such as Gauss-Newton or Levenberg-Marquardt. This is the Bayesian view on planning and the basic idea stems from the trajectory optimization as probabilistic inference [8], [9]. However, this approach has not been previously explored in the context of autonomous racecar planning. In our research, we aim to bridge this gap by formulating the raceline planning as a probabilistic inference problem on a factor graph.

The proposed approach structures the raceline planning problem using factor graphs, which differs from the existing QP optimization problem formulation [1]. Instead of minimizing path curvature directly, the objective function is represented as a joint distribution over coupled random variables in the factor graph, and optimal raceline is computed using MAP estimation. This framework offers a novel perspective on raceline planning and achieves higher computational efficiency.

III. PRELIMINARIES AND THEORETICAL FOUNDATION

The centerline x of a racetrack is represented as discretized way-points, henceforth referred to as states, $x =$

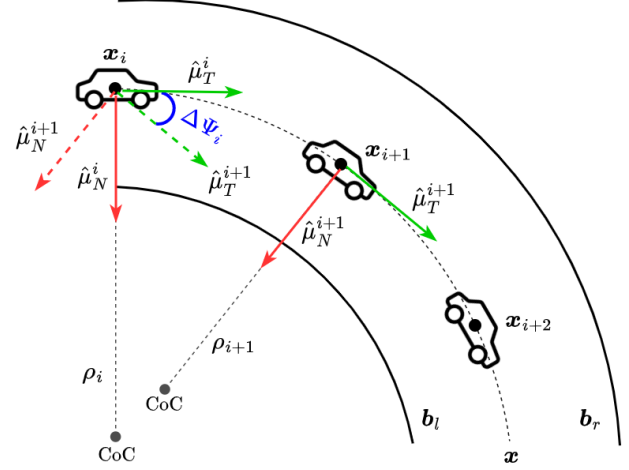


Figure 2: The figure shows an example of a racetrack represented in the N-T coordinate system. The arrows $\hat{\mu}_N^{i+1}$ and $\hat{\mu}_T^{i+1}$ indicate the normal-tangent unit vectors projected from x_{i+1} onto x_i , which illustrate the formation of tangential rotation angle $\Delta\Psi_i$.

$[x_i \cdots x_n]^T \rightarrow \mathbb{R}^2$ that are equidistant from left and right track boundaries represented as b_l and b_r , respectively. Formally, the minimum curvature path $x^* = [x_i^* \cdots x_n^*]^T$ is called raceline that is obtained by minimizing the globally summed quadratic curvature k . We represent the racetrack in N-T coordinate system in order to outline the relation between curvature k and tangential rotation angle $\Delta\Psi$.

A. N-T Coordinate System Representation

Assuming curvilinear motion of the racecar, we do not consider a fixed center of curvature (CoC). Instead, the origin is located on the individual states along the curve and represented on an N-T coordinate system, as shown in Fig. 2. The N-axis is normal to the T-axis and points towards the (CoC), while the T-axis is tangent to the curve and points in the direction of the racecar's motion. The radius of curvature, denoted by ρ , is defined as the perpendicular distance between the curve and the center of curvature (CoC). The unit vectors $\hat{\mu}_N$ and $\hat{\mu}_T$ are always oriented in the positive direction of N-axis and T-axis, respectively. The radius ρ determines the amount of curvature k of an arc. Curvature k and radius ρ have an inverse relationship, therefore the greater the curvature k , the smaller the radius ρ of an arc, and vice versa.

If a curve is parameterized by states $[x_i \cdots x_n]^T$ and k_i is the instantaneous curvature at x_i , then the mean curvature h_i between two states x_i and x_{i+1} on the arc x is defined as

$$h_i = \lim_{\Delta t \rightarrow 0} \left| \frac{\Delta\Psi_i}{\Delta S_i} \right|, \quad (1)$$

where, $\Delta\Psi_i$ represents the unit tangent vector rotation angle between x_i and x_{i+1} . Δt is time and S_i represents the arc length. Note that minimizing the tangential rotation angle $\Delta\Psi_i$ in (1) results in reduced curvature of the arc, which leads us to the following proposition.

Proposition 1 For a racecar moving along a non-degenerate arc parameterized by centerline \mathbf{x} , minimizing the tangential rotation angle $\Delta\Psi_i$ between two consecutive states \mathbf{x}_i and \mathbf{x}_{i+1} will result in reduced mean curvature h_i . Therefore, minimum curvature raceline planning problem can be equivalently described as,

$$\min \sum_{i=1}^n k_i \cong \min \sum_{i=1}^{n-1} \Delta\Psi_i. \quad (2)$$

Proof 1 The rotation of tangents between two states along the curve characterizes the curvature such that, as the $\Delta\Psi \rightarrow 0$, the radius of curvature $\rho \rightarrow \infty$. The relation between the $\Delta\Psi_i$ and the mean curvature h_i can be observed from Fig. 2. Since the unit vectors $\hat{\mu}_T$ and $\hat{\mu}_N$ are perpendicular at any point of the arc, the angle $\Delta\Psi_i$ along which the tangent rotates is also the same angle along which the normal vector rotates. If the time interval Δt is very small, the two unit vectors meet at the same CoC. By projecting the point \mathbf{x}_{i+1} onto \mathbf{x}_i , it can be observed (from Fig. 2) that by reducing the $\Delta\Psi_i$, both the points will lie on the same straight line resulting in $\rho \rightarrow \infty$ and the minimum mean curvature h_i that reduces the overall quadratic curvature k .

We make use of the insights obtained from Proposition 1 to formulate the raceline planning as a probabilistic inference problem in the following Section IV.

IV. RACELINE PLANNING VIA PROBABILISTIC INFERENCE

Formally, the optimal raceline \mathbf{x}^* in terms of MAP inference can be defined as a sequence of states that maximizes the conditional posterior $p(\mathbf{x}|\mathbf{e})$. The prior distribution $p(\mathbf{x})$ incorporates initial beliefs about \mathbf{x} . If the likelihood function $l(\mathbf{x};\mathbf{e})$ encourages the minimum curvature path, then the optimal raceline \mathbf{x}^* is obtained by the MAP estimation, that maximizes the conditional posterior $p(\mathbf{x}|\mathbf{e})$,

$$\begin{aligned} \mathbf{x}^* = \max_{\underbrace{p(\mathbf{x}|\mathbf{e})}_{p(\mathbf{x})l(\mathbf{x};\mathbf{e})}}, \\ \text{s.t. } \mathbf{x}^* \in [\mathbf{b}_l \ \mathbf{b}_r]. \end{aligned} \quad (3)$$

The posterior distribution in (3) can be equivalently formulated as MAP inference problem on a factor graph [2], enabling the prior $p(\mathbf{x})$ and likelihood $l(\mathbf{x};\mathbf{e})$ to be reformulated as factors.

A. Factor Graph Formulation

The factor graph $\mathcal{G} = (\mathcal{X}, \mathcal{F}, \mathcal{E})$ represents the conditional probability density function in (3) as,

$$p(\mathbf{x}|\mathbf{e}) \propto \prod_{m=1}^M f_m(\mathcal{X}_m), \quad (4)$$

where $f_m \in \mathcal{F}$ are factor nodes adjacent to the subset of variable nodes $\mathcal{X}_m \in \mathcal{X}$, that are connected via the edges \mathcal{E} of the factor graph.

The raceline generation from the centerline requires fulfilling two critical conditions: minimizing the curvature and staying within the racetrack boundaries. To achieve this, we define

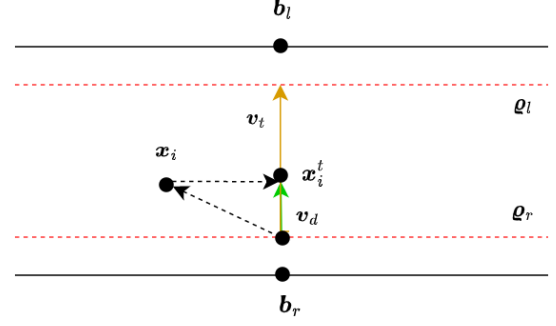


Figure 3: State \mathbf{x}_i projection to a normal vector \mathbf{v}_t to bound it across the length of vector.

the prior and likelihood factors accordingly. While selection of smoothness factor [2] as a prior factor is a popular choice for probabilistic inference-based motion planning problems, it is not suitable for raceline planning. Unlike driving along the centerline, the vehicle is more likely to drive along either side of the racetrack boundary. Penalizing deviation from the centerline using a smoothness factor hinders the generation of minimum curvature raceline. To search for an optimal state that lies within the boundaries of the racetrack, a custom prior racetrack bounding factor f^b is formulated, which factorizes the prior function as

$$p(\mathbf{x}) \propto \prod_{i=1}^n f_i^b(\mathbf{x}_i). \quad (5)$$

The unary prior bounding factor f^b is attached to each state of the centerline, in order to search for a valid optimal state along the entire track width. The error function for this factor is computed based on the distance between the state and the nearest point on the line between the left and right track boundaries. Fig. 3 illustrates the design principle of projecting the state onto a normal vector with respect to racetrack boundaries. Assuming that there is a normal vector \mathbf{v}_t pointing from the right boundary to the left boundary of the racetrack¹. This is the target vector on which the raceline states should move along to find the minimum curvature path. If \mathbf{x}_i lies outside this vector, then we can find the projection of the given state onto the vector \mathbf{v}_t . The length of vector \mathbf{v}_d from right track boundary to target state \mathbf{x}_i^t that lies along normal vector is

$$\mathbf{v}_d = (\mathbf{x}_i - \mathbf{b}_l) \cdot \hat{\mathbf{v}}_t, \quad (6)$$

where, $\hat{\mathbf{v}}_t$ is the unit vector pointing towards the direction of normal vector \mathbf{v}_t . The bounding prior factor f^b is defined in terms of Mahalanobis distance $\|\mathbf{x} - \mathbf{x}_t\|_{\mathcal{K}}^2$ as

$$f_i^b(\mathbf{x}_i) = \exp \left\{ -\frac{1}{2} \|\mathbf{x}_i - \mathbf{x}_i^t\|_{\mathcal{K}_i}^2 \right\}, \quad (7)$$

where the kernel \mathcal{K} is an isotropic diagonal matrix that controls the cost by limiting the deviation. However, the projection of \mathbf{x}_i^t is onto the infinite vector, which means that the

¹The choice of defining the normal vector from left to right is arbitrary, same equations hold for different direction.

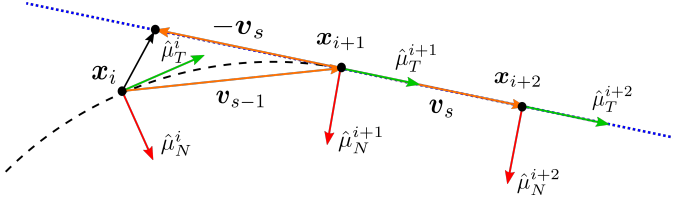


Figure 4: Representation of vectors formed among the states x_i , x_{i+1} , and x_{i+2} for the minimum curvature factor f_i^{curv} . The vector $-v_s$ is used to compute the projection of x_i that will lead to the minimum curvature with respect to states x_{i+1} and x_{i+2} .

optimized raceline may go beyond the racetrack boundaries. To address this issue, we use a clamping function that restricts the target point to lie within the racetrack boundaries. This is achieved by defining additional racetrack boundary limits of $[\underline{q}_l \quad \underline{q}_r]$. The clamping function is defined via

$$\text{clamp}(v_d) = \max(0, \min(v_d, v_t)) \in [0, v_t]. \quad (8)$$

To minimize the mean curvature h_i of the centerline, we design the minimum curvature factor f_i^{curv} by using the insight from Proposition 1. The minimum curvature factor f_i^{curv} is attached to x_i as well as to the succeeding states x_{i+1} and x_{i+2} . We start with the assumption;

Assumption 1 For a factor $f_i^{curv}(x_i, x_{i+1}, x_{i+2})$, the two equidistant consecutive states x_{i+1}, x_{i+2} lie on the same straight line represented by a vector v_s resulting in the tangential rotation angle $\Delta\Psi_{i+1} = 0$.

As from Proposition 1, if the three consecutive states x_i, x_{i+1}, x_{i+2} have tangential rotation angle $\Delta\Psi = 0$, then the curvature would be minimum. From Assumption 1, the x_i needs to be adjusted in order to lie on the straight line. Considering the central state x_{i+1} as the reference point, the v_{s-1} is the vector from x_i to x_{i+1} . Similarly, the movement from x_{i+1} to x_{i+2} is represented in the form of vector v_s . The $-v_s$ is the opposite vector that is used to obtain the resultant vector v_i that leads to $\Delta\Psi_i = 0$ such as ,

$$v_i = v_{s-1} - v_s. \quad (9)$$

Then, the factor function that induces minimum curvature capability is described as

$$f_i^{curv}(x_i, x_{i+1}, x_{i+2}) = \exp\left\{-\frac{1}{2}\|v_i\|_{\Sigma_i}^2\right\}, \quad (10)$$

where Σ is a $n \times n$ hyperparameter matrix. Fig. 4 represent the vectors formed among the x_i, x_{i+1}, x_{i+2} . The next step after defining the minimum curvature factor is to express the likelihood function using these factors, which is

$$l(x; e) \propto \prod_{i=1}^n f_i^{curv}(x_i, x_{i+1}, x_{i+2}). \quad (11)$$

The decision to attach additional minimum curvature factors f_i^{curv} beyond $n-2$ is optional. Typically, attaching factors up to $n-2$ is sufficient to cover all the centerline states. However,

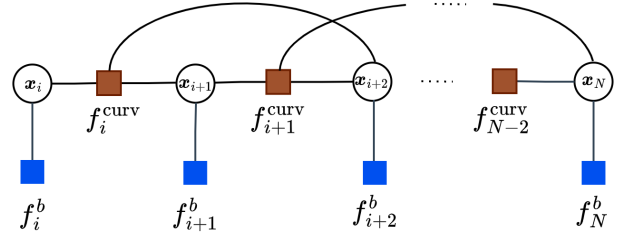


Figure 5: Factor graph structure used in the proposed approach for minimum curvature raceline planning.

in a scenario where the raceline is computed for multiple laps, it is recommended to attach two additional factors up to n to ensure that the raceline smoothly transitions from the last state to the first state of the next lap.

The posterior distribution $p(x|e)$ in (3) is equivalently represented in terms of prior bounding factor f^b and minimum curvature factor f^{curv} as,

$$p(x|e) \propto \prod_{i=1}^n f_i^b(x_i) \prod_{i=1}^n f_i^{curv}(x_i, x_{i+1}, x_{i+2}). \quad (12)$$

The factor graph architecture for minimum curvature raceline planning is shown in Fig. 5. The next step in the proposed methodology is to compute the MAP estimation of the factor graph, which yields the optimal raceline.

B. MAP Inference

An inference algorithm on the factor graph computes the posterior distribution over all states fulfilling the constraints imposed through attached factors. Thus, finding the most probable values for x from a factor graph (12) is,

$$x^* = \max \sum_{m=1}^M f_m(\mathcal{X}_m). \quad (13)$$

The efficient solution of the factor graph can be obtained by utilizing the underlying sparse least squares. This approach has been utilized in simultaneous localization and mapping [10], and planning algorithms [2], in which the sparse graphical model representation is transformed into a least square optimization problem. In a similar way, we convert the MAP inference problem into a least square optimization problem by taking the negative logarithm of the posterior distribution (3),

$$\begin{aligned} x^* &= \max p(x) l(x; e) \\ &= \max \{-\log(p(x) l(x; e))\} \\ &= \min \left[\frac{1}{2} \|x - x^t\|_{\mathcal{K}}^2 + \frac{1}{2} \|v\|_{\Sigma}^2 \right]. \end{aligned} \quad (14)$$

We adopt the similar approach as in [2] and use Levenberg–Marquardt algorithm to solve the least square optimization problem in (14).

V. EVALUATION

The proposed framework is evaluated in simulation for two racetracks, Berlin Formula E-racetrack and Modena

Table I: Benchmark results comparing the computational efficiency of the proposed probabilistic inference-based approach. The best performing results are indicated in bold.

	Proposed Framework		QP Optimization	
	Berlin	Modena	Berlin	Modena
Lap Time (s)	81.60	78.77	81.77	79.44
Curvature (1/m)	12.07	13.00	11.05	13.15
Distance (m)	2326.11	1995.06	2326.71	2000.69
Computation Time (s)	1.477	1.099	6.47	4.28

E-racetrack. The QP optimization algorithm proposed by Heilmeier et. al. [1] is used as a benchmark. The algorithms are evaluated by running tests for both the racetracks to note cumulative curvature, total distance, lap time, and computation time. We adopt the same approach to compute the lap time as proposed in [1] for fair comparison. However, the sum of absolute curvature (15) is used to compute the total curvature of the raceline in order to avoid the curvature value cancellation at opposite curves/turns.

$$k = \sum_{i=1}^n |k_i|. \quad (15)$$

All the tests are performed on an Intel i5-7200 CPU @ 2.5 GHz x4 system with 8 GB of RAM.

A. Implementation Details

The factor graph is implemented and optimized using the GTSAM library [11]. Factors are implemented in C++, whereas, the simulated results are observed using a MATLAB wrapper. Our implementation is available as an open source library². The prior bounding factor f^b cost is adjusted using the parameter σ_b .

$$\mathcal{K} = \sigma_b^2 \mathbf{I}. \quad (16)$$

Similarly, the minimum curvature factor f^{curv} has the hyper-parameter matrix Σ .

$$\Sigma = \sigma_{curv}^2 \mathbf{I}. \quad (17)$$

For both racetracks, we set the value of parameter σ_b to 1. For the minimum curvature factor f^{curv} , we set the value of parameter σ_{curv} to $6e^{-3}$ for Berlin E-racetrack, and $2e^{-3}$ was found to be suitable for Modena E-racetrack. The additional safety margin-based racetrack boundaries $[\mathbf{q}_l \ \mathbf{q}_r]$ are computed as a pre-processing step by simply adjusting the range according to the angle at that racetrack segment.

B. Results and Discussion

Table I provides a summary of the benchmark results obtained in this study. The proposed probabilistic inference-based framework shows approximately four times better computation time performance compared to the QP optimization approach [1]. The efficiency of the proposed approach is mainly attributed to two features. Firstly, the factor graph formulation of the minimum curvature raceline planning simplifies the

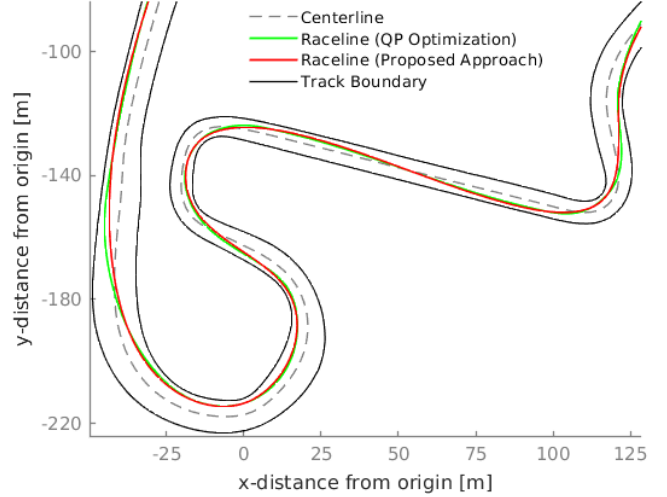


Figure 6: A snippet of raceline generated via Probabilistic inference-based approach for Berlin Formula E-racetrack.

problem by employing basic vector geometry computations. Secondly, the proposed factor graph architecture is a probabilistic graphical model that leads to sparse non-linear least squares optimization resulting in computational efficiency. The computation time presented in Table I for the proposed framework includes the pre-processing step for centerline, factor graph formation, and optimization. The pre-processing step involves the sampling of the centerline and calculation of the additional boundary margins for the prior bounding factor, which takes roughly 0.02 seconds. The resulting centerline is composed of 1183 states for the Berlin racetrack and 995 states for the Modena racetrack.

Fig. 6 depicts the racelines generated using the probabilistic inference-based approach and the QP optimization method for the Berlin E-racetrack. The racelines are almost identical, which is further supported by the recorded results in Table I. The lap time, curvature, and distance values obtained for both approaches are very similar. Similar results have been recorded for the Modena E-racetrack, as shown in Fig. 7. Furthermore, the results obtained suggest that the expensive iterative QP optimization method can be replaced by the efficient probabilistic inference approach, which offers comparable results in terms of cumulative curvature and distance, but with significantly reduced computation time. This could be particularly beneficial during the autonomous racing competitions. The process of generating the velocity profile from the raceline obtained through the proposed probabilistic inference-based approach can be achieved by utilizing the Forward-Backward solver methodology described in previous works such as [1], [3]. However, the computation of velocity profile is beyond the scope of this particular work.

VI. LIMITATIONS AND FUTURE WORK

One of the limitations of the proposed probabilistic inference-based approach is its inability to handle hard constraints. This is due to the fact that the MAP inference is

²Available at <https://github.com/Ashn-1/pi-racing>

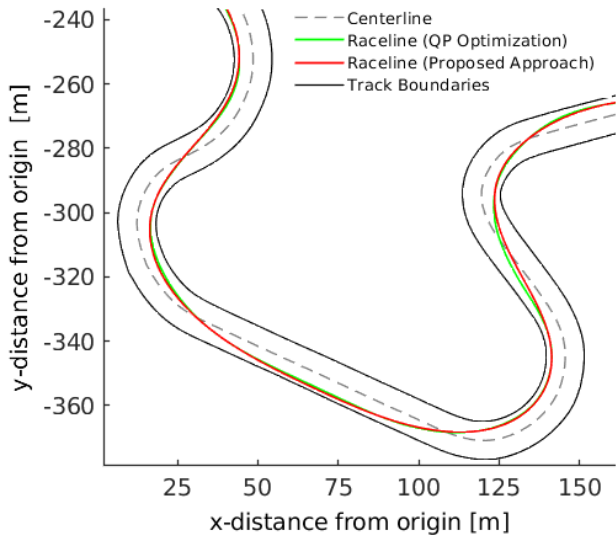


Figure 7: A portion of racelines created using the probabilistic inference-based approach and QP optimization technique for the Modena E-racetrack.

computed via unconstrained least square optimization, which may result in the raceline not being contained within the racetrack boundaries. This issue is particularly evident in cases of sharp turns in the racetrack. While, it is possible to select different racetrack boundary safety margins to mitigate this drawback. However, it is not a robust solution. In such cases, constrained optimization approaches [12], [13] may be more appropriate to address this issue. Exploration of constraint formulation for factor graphs can open up possibilities for the development of local planning algorithms for autonomous racing using probabilistic inference, as it offers fast solution. The factor graph-based planning techniques have not yet been thoroughly studied in the field of autonomous racing. By exploring this avenue, the efficient inference-based algorithms can be developed that can better handle the constraints and generate racing trajectories that are more suitable for practical autonomous racing applications.

An additional area of potential future research is the exploration of message passing-based algorithms [14], [15] that can utilize the parallel computing capabilities of MAP inference for factor graphs. By utilizing message passing techniques, factor graph-based planning could become even more efficient and effective, leading to improved performance in autonomous racing scenarios.

VII. CONCLUSIONS

This work presents a new perspective on minimum curvature raceline planning problem by utilizing probabilistic inference-based problem formulation. The proposed framework decomposes the raceline planning problem by exploiting the inherent structure among random variables and formulates the minimum curvature path objective function as a joint distribution using factor graph. The results demonstrate the computation efficiency of the proposed framework, which outperforms the

QP optimization approach while maintaining the quality of the generated raceline. However, the proposed approach is limited in terms of dealing with hard constraints, as the racetrack boundary limits are formulated as a soft constraint requiring an additional pre-processing step. Nonetheless, the proposed approach offers a promising alternative to the conventional QP optimization approach, with potential for further improvements and extensions.

REFERENCES

- [1] A. Heilmeier, A. Wischnewski, L. Hermansdorfer, J. Betz, M. Lienkamp, and B. Lohmann, "Minimum curvature trajectory planning and control for an autonomous race car," *Vehicle System Dynamics*, vol. 58, no. 10, pp. 1497–1527, 2020.
- [2] M. Mukadam, J. Dong, X. Yan, F. Dellaert, and B. Boots, "Continuous-time Gaussian process motion planning via probabilistic inference," *Int. J. Robotics Res.*, vol. 37, no. 11, pp. 1319–1340, 2018.
- [3] F. Braghin, F. Cheli, S. Melzi, and E. Sabbioni, "Race driver model," *Computers & Structures*, vol. 86, no. 13, pp. 1503–1516, 2008.
- [4] J. Betz, H. Zheng, A. Liniger, U. Rosolia, P. Karle, M. Behl, V. Krovi, and R. Mangharam, "Autonomous vehicles on the edge: A survey on autonomous vehicle racing," *IEEE Open Journal of Intelligent Transportation Systems*, vol. 3, pp. 458–488, 2022.
- [5] T. Herrmann, F. Passigato, J. Betz, and M. Lienkamp, "Minimum race-time planning-strategy for an autonomous electric racecar," in *23rd IEEE International Conference on Intelligent Transportation Systems, ITSC 2020, Rhodes, Greece, September 20-23, 2020*. IEEE, 2020, pp. 1–6. [Online]. Available: <https://doi.org/10.1109/ITSC45102.2020.9294681>
- [6] T. Herrmann, F. Christ, J. Betz, and M. Lienkamp, "Energy management strategy for an autonomous electric racecar using optimal control," in *2019 IEEE Intelligent Transportation Systems Conference, ITSC 2019, Auckland, New Zealand, October 27-30, 2019*. IEEE, 2019, pp. 720–725. [Online]. Available: <https://doi.org/10.1109/ITSC.2019.8917154>
- [7] N. R. Kapania, J. Subosits, and J. Christian Gerdes, "A Sequential Two-Step Algorithm for Fast Generation of Vehicle Racing Trajectories," *Journal of Dynamic Systems, Measurement, and Control*, vol. 138, no. 9, p. 06 2016.
- [8] M. Toussaint and C. Goerick, "A bayesian view on motor control and planning," in *From Motor Learning to Interaction Learning in Robots*, ser. Studies in Computational Intelligence, O. Sigaud and J. Peters, Eds. Springer, 2010, vol. 264, pp. 227–252.
- [9] H. Attias, "Planning by probabilistic inference," in *Proceedings of the Ninth International Workshop on Artificial Intelligence and Statistics, AISTATS 2003, Key West, Florida, USA, January 3-6, 2003*, C. M. Bishop and B. J. Frey, Eds. Society for Artificial Intelligence and Statistics, 2003.
- [10] F. Dellaert and M. Kaess, "Square root SAM: simultaneous localization and mapping via square root information smoothing," *Int. J. Robotics Res.*, vol. 25, no. 12, pp. 1181–1203, 2006.
- [11] F. Dellaert, "Factor graphs and gtsam: A hands-on introduction." Technical report, Georgia Tech Technical Report, GT-RIM-CP&R-2012-002, 2012.
- [12] P. Sodhi, S. Choudhury, J. G. Mangelson, and M. Kaess, "ICS: incremental constrained smoothing for state estimation," in *2020 IEEE International Conference on Robotics and Automation, ICRA 2020, Paris, France, May 31 - August 31, 2020*. IEEE, 2020, pp. 279–285.
- [13] B. Bazzana, T. Guadagnino, and G. Grisetti, "Handling constrained optimization in factor graphs for autonomous navigation," *IEEE Robotics Autom. Lett.*, vol. 8, no. 1, pp. 432–439, 2023.
- [14] S. Bari, V. Gabler, and D. Wollherr, "MS2MP: A min-sum message passing algorithm for motion planning," in *IEEE International Conference on Robotics and Automation, ICRA 2021, Xi'an, China, May 30 - June 5, 2021*. IEEE, 2021, pp. 7887–7893.
- [15] A. Patwardhan, R. Murai, and A. J. Davison, "Distributing collaborative multi-robot planning with gaussian belief propagation," *CoRR*, vol. abs/2203.11618, 2022. [Online]. Available: <https://doi.org/10.48550/arXiv.2203.11618>