

Off-Policy Evaluation in Embedded Spaces

Jaron J.R. Lee
Adobe Research
jaron2005@gmail.com

David Arbour
Adobe Research
arbour@adobe.com

Georgios Theodorou
Adobe Research
theochar@adobe.com

Abstract

Off-policy evaluation methods are important in recommendation systems and search engines, whereby data collected under an old logging policy is used to predict the performance of a new target policy. However, in practice most systems are not observed to recommend most of the possible actions, which is an issue since existing methods require that the probability of the target policy recommending an item can only be non-zero when the probability of the logging policy is non-zero (known as absolute continuity). To circumvent this issue, we explore the use of action embeddings. By representing contexts and actions in an embedding space, we are able to share information to extrapolate behaviors for actions and contexts previously unseen.

1 Introduction

Off-policy evaluation (OPE) has become increasingly important in many areas such as recommendation systems and search engines. A variety of methods, based off the idea of inverse propensity score (IPS) weighting, have been developed to address these problems. These methods for OPE have been applied in areas such as advertising [Swaminathan et al., 2017], music recommendation [McInerney et al., 2020], and search engine ranking [Li et al., 2018].

However, current OPE methods all require *absolute continuity* of the action to work, which means that whenever the probability of an action given a context under the target policy is greater than zero, so too must the probability of an action given a context under the logging policy. For example, in image recommendation, there are many images that could be presented. However, for a given query, only a few of these will be relevant, and perhaps even fewer will be served up to the user. Many of these images might be similar enough to be practically interchangeable from the perspective of the reward, yet many current OPE methods would not take advantage of such structure as these actions are treated as distinct.

We propose using an embedding to summarize a high-cardinality action. In the case of images, the embedding function takes the vectorized pixels of an image, and returns a lower dimensional embedding vector, which summarizes all the important latent attributes. Then, we proceed with causal inference using the embedding of the image, rather than a categorical one-hot vector representing the total corpus of images. This approach reduces the amount of data required to perform inference, and can allow for reasonable inferences for hitherto unseen images.

The outline of this paper is as follows. In Section 2 we formulate the typical off-policy evaluation problem, and point out a common failure mode. In Section 3 we present embedded off-policy estimators that exploit embedded spaces, which return results even in the presence of absolute continuity assumption violations. In Section 5 we present bounds on the bias and variance of one of

This work appeared at the NeurIPS 2021 Workshop on Causal Inference Challenges in Sequential Decision Making: Bridging Theory and Practice, held virtually on Dec 14th 2021.

the estimators, the embedded permutation weighting estimator, and show that the method exchanges the absolute continuity assumption for some additional bias and variance of the estimate. In Section 6 we present results on toy and realistic simulated data, and we discuss some avenues of future work in Section 7. We conclude with Section 8.

1.1 Contributions

This paper contributes the following:

- A novel off-policy method that uses embedding spaces to estimate target policy values;
- An estimator for this method that exploits previous work linking density ratio estimation and binary probabilistic classification, to estimate the density ratio of the target policy to the logging policy;
- Bounds on the bias and variance of this method, under certain assumptions on the target and logging policies.

2 Standard Problem Setting

Define $Y \sim p(Y | A, C)$ to be a binary reward (e.g. clicks) distributed as p . Let \mathcal{A} denote a set of all possible actions (e.g. all possible images). Denote $\pi_0(A | C)$ to be the logging policy, and $\pi_1(A | C)$ to be the target policy. Finally, let \mathcal{C} denote the set of m available contexts (e.g. search queries). Denote the distribution of contexts as $p(C)$.

The distribution of data under the logging policy is $p_0 = p_0(Y, A, C) = p(Y | A, C)\pi_0(A | C)p(C)$, and under the target policy it is $p_1 = p_1(Y, A, C) = p(Y | A, C)\pi_1(A | C)p(C)$.

We observe data as tuples $(C, A, Y)_{i=1}^N$, generated under logging policy $p_0(Y, A, C)$. We denote the set of observed actions under the logging policy π_0 as \mathcal{A}_0 with $d_0 = |\mathcal{A}_0|$ and likewise for the target policy π_1 .

The goal is to estimate the value of the target policy,

$$V(\pi) = \mathbb{E}_C[\mathbb{E}_{\pi_1}[\mathbb{E}[Y | A, C]]] \quad (1)$$

The standard IPS approach would typically begin by considering the observed logging policy $\pi_0^{obs}(A = a | C = c) \equiv \frac{\sum_{i=1}^N I(A_i=a, C_i=c)}{\sum_{i=1}^N I(C_i=c)}$. Assuming that we already have the target policy density, this results in

$$\hat{V}_{IPS} = \frac{1}{N} \sum_{i=1}^N Y_i \frac{\pi_1(A_i | C_i)}{\pi_0^{obs}(A_i | C_i)}$$

Provided that A and C are discrete, the estimator π_0^{obs} is consistent, and thus so is \hat{V}_{IPS} .

To stabilize weights, we can instead divide by the sum of the weights. This leads to the IPSS estimator which is

$$\hat{V}_{IPSS} = \frac{\frac{1}{N} \sum_{i=1}^N Y_i \frac{\pi_1(A_i | C_i)}{\pi_0^{obs}(A_i | C_i)}}{\frac{1}{N} \sum_{i=1}^N \frac{\pi_1(A_i | C_i)}{\pi_0^{obs}(A_i | C_i)}}$$

If $\mathcal{A}_0 \neq \mathcal{A}_1$ then absolute continuity is violated, and previously unseen actions in the target policy cannot be handled. This greatly limits the kinds of target policies that can be evaluated in practice, if new actions are introduced.

3 Our Approach

In some applications, such as image recommendation, many actions may be similar in some sense, and it is reasonable to expect similar responses to these. However, standard OPE approaches would treat these actions and contexts as distinct, and thereby fail.

Conversely, developments in other areas of machine learning have led to great advances in image and word embedding systems. These systems can provide a vector encoding the salient aspects of their inputs, which we would expect to group together similar actions. Examples of such systems include word2vec [Mikolov et al., 2013] or CLIP [Radford et al., 2021]

Therefore, in addition to the usual setting, we assume that we have access to a map $g : A \in \mathcal{A} \mapsto g(A; \beta_A) \in [0, 1]^q$, which is a function parameterized by β_A that takes every action and represents it as a point in a bounded space. The advantage is that we are able to reason over items and queries which we have not seen before. The corresponding price is that we instead assume that this space is in some sense useful for the off-policy evaluation task, such that

$$\int_A \sum_{C,Y} \mathbb{E}[Y \mid A, C] \pi_1(A \mid C) p(C) = \int_A \sum_{C,Y} \mathbb{E}[Y \mid g(A), C] \pi_1(g(A) \mid C) p(C) \quad (2)$$

holds.

We introduce some sufficient assumptions for identification to hold:

Assumption 1 *Consistency*: $Y(a)$ is equal to Y when $A = a$

Assumption 1 indicates that the potential outcome of the reward under a hypothetical action a is equal to the observed reward when $A = a$. This assumption, standard in much of causal inference, assumes that causal mechanisms are stable under intervention.

Assumption 2 *Absolute continuity*: $\pi_1(g(A) \mid C) > 0 \implies \pi_0(g(A) \mid C) > 0$

Assumption 3 *Conditional ignorability*: $Y(a) \perp\!\!\!\perp A \mid C$

Assumption 3 indicates that the potential outcome of the reward under a hypothetical action $Y(a)$ is independent of the actual action A , given the context C .

3.1 The estimator

In the first instance, assume we have the logging and target policy densities over the embedding space directly. Then we can directly evaluate the following estimator under data from the logging policy $(Y_i, g(A_i), C_i)_{i=1}^N$:

$$\hat{V}_E = \frac{1}{N} \sum_{i=1}^N Y_i \frac{\pi_1(g(A_i) \mid C_i)}{\pi_0(g(A_i) \mid C_i)}$$

In the second instance, assume we do not have the densities, but are able to draw samples from the logging policy $(g(A_i), C_i)_{i=1}^N$ and the target policy $(g(A'_i), C_i)_{i=1}^N$. Then, we can use the method of Kallus and Zhou [2018] to relax the indicator function to obtain and the permutation weighting (PW) method of Arbour et al. [2021] to estimate the density ratio, resulting in the *embedding permutation weighting* estimator:

$$\hat{V}_{PW} = \frac{1}{Nh} \sum_{i=1}^N Y_i w(g(A_i), g(A'_i), C_i) K \left(\frac{g(A'_i) - g(A_i)}{h} \right) \quad (3)$$

where K represents some kernel, $w(g(A_i), g(A'_i), C_i) = \frac{\pi_1(g(A'_i) \mid C_i)}{\pi_0(g(A_i) \mid C_i)}$ is the density ratio, and h is the bandwidth of that kernel selected in some reasonable fashion (e.g. K being the radial basis function kernel, and h selected via median distance heuristic), A_i is drawn from π_0 , and A'_i is drawn from π_1 .

3.1.1 Explaining the permutation weighting method

The permutation weighting method of Arbour et al. [2021] relies on results from Menon et al. [2016] which recasts the density ratio estimation problem to one of binary probabilistic classification. In this section we explain how the $w(g(A), C)$ density ratio term is fitted using that method.

Define $Z = 0$ to be data $(g(A_i), C_i)_{i=1}^N$ generated from the logging policy π_0 , and $Z = 1$ to be data $(g(A_i), C_i)_{i=1}^N$ sampled from a target policy π_1 . Fit a probabilistic binary classifier with features $g(A) \otimes C$ and labels $Z = 0, 1$. The classifier recovers $\eta = p(Z = 1 \mid g(A) \otimes C)$, with estimate $\hat{\eta}$. Then, the importance sampling weight $w = \pi_1/\pi_0$ is

$$\begin{aligned} w(g(A), C) &= \frac{\eta(g(A), C)}{1 - \eta(g(A), C)}, \\ &= \frac{p(Z = 1 \mid g(A), C)}{p(Z = 0 \mid g(A), C)}, \\ &= \frac{p(g(A), C \mid Z = 1)p(Z = 1)p(g(A), C)}{p(g(A), C \mid Z = 0)p(Z = 0)p(g(A), C)}, \\ &= \frac{\pi_1(g(A) \mid C)p(C)}{\pi_0(g(A) \mid C)p(C)}, \\ &= \frac{\pi_1(g(A) \mid C)}{\pi_0(g(A) \mid C)}. \end{aligned}$$

The implication of this result is that the ratio of the densities can be estimated by a probabilistic classifier.

If the sampling weight happens to be evaluated at different values of A for the target and logging policies, then we can define

$$w(g(A_i), g(A'_i), C_i) = \frac{\pi_1(g(A'_i) \mid C_i)}{\pi_0(g(A_i) \mid C_i)} = \frac{\eta(g(A'_i), C_i)}{1 - \eta(g(A_i), C_i)}.$$

4 Other estimators

Aside from the embedding off-policy estimator (Equation 3) we can consider other estimators as well.

The embedded g-formula estimator (also known as the direct method estimator) is given as

$$\hat{V}_g = \frac{1}{N} \sum_{i=1}^N \hat{\mathbb{E}}[Y \mid g(A'_i), C_i] \quad (4)$$

for $g(A'_i)$ such that $A'_i \sim \pi_1(A \mid C_i)$, for $i = 1, \dots, N$, and for $\hat{\mathbb{E}}$ a regression model fitted on $(Y, A, C)_{i=1}^N$ from the logging distribution $p_0(Y, A, C)$.

The embedded g-formula estimator is not often used in practice, since modelling reward functions is held to be more challenging and prone to misspecification than modelling the propensity scores.

The embedded doubly robust estimator is then a combination of both the embedded permutation weighting estimator and the embedded g-formula (direct method) estimator:

$$\hat{V}_{DR} = \frac{1}{N} \sum_{i=1}^N \left(\hat{\mathbb{E}}[Y \mid g(A'_i), C_i] + (Y_i - \hat{\mathbb{E}}[Y \mid g(A'_i), C_i])w(g(A_i), C_i) \frac{1}{h} K \left(\frac{g(A'_i) - g(A_i)}{h} \right) \right) \quad (5)$$

where $g(A'_i) \sim \pi_1(A \mid C_i)$ for $i = 1, \dots, N$ and where $w(g(A_i), C_i)$ is fitted as for Equation 3.

The embedded doubly robust estimator attains the semiparametric efficiency bound [Tsiatis, 2006].

5 Theoretical Analysis

In this section, we study the unbiasedness of the estimator under both action space sizes and sample sizes.

5.1 Action space size $d_0, d_1 \rightarrow \infty$, sample size $N \rightarrow \infty$

In certain instances, as the sample size increases, we might also expect to see an increasing set of actions. For example, imagine that the logging and target policies are neural networks that take a context and return a random vector in the embedding space, which in some sense is a latent representation of the action space.

Under these assumptions, as $N \rightarrow \infty$ then $d_0, d_1 \rightarrow \infty$. The estimator is unbiased in this setting, since this reduces to the case of off-policy evaluation with continuous action spaces.

5.2 Action space size d_0, d_1 fixed, sample size $N \rightarrow \infty$

In practice we might be concerned with performance for some fixed d_0, d_1 , while $N \rightarrow \infty$. This represents the more common situation where the set of actions is finite - e.g. the size of the database of images to be recommended. Consequently, the policies can only recommend actions that exist, which means that even with $N \rightarrow \infty$ we will not explore the whole embedding space. As a result, this problem is underdetermined as presented.

To make this precise, we first define some terms. Let $\mathbb{F}_j^{N,d}(g(A) | C)$ denote the empirical distribution of observed actions in the latent space for an action space of size d and sample size N in $j = 0, 1$ denoting source or target domains respectively. Define an operator $T : \mathbb{F} \times \mathbb{F} \rightarrow R$ where R denotes a density ratio. Then, let

$$\begin{aligned} w^{obs}(g(A), C) &\equiv \frac{\pi_1^{obs}(g(A) | C)}{\pi_0^{obs}(g(A) | C)} \\ &\equiv T(\mathbb{F}_0^{N,d}(g(A) | C), \mathbb{F}_1^{N,d}(g(A) | C)) \end{aligned}$$

denote a continuous density ratio of actions in the latent space, that is derived from the two empirical distributions of observed actions.

This operator denotes an abstract method of obtaining a policy from the empirical distribution of observed actions. For example, the permutation weighting method of Arbour et al. [2021] obtains a density ratio estimate by considering empirical distributions $\mathbb{F}_0^{N,d}(g(A) | C), \mathbb{F}_1^{N,d}(g(A) | C)$ from the source and target policies respectively. Then, a classifier η is fit to distinguish between the source and target distributions. Finally, the operator returns the ratio $r(A, C) = \eta_1/\eta_0$ as the density ratio estimate.

For some d , as $N \rightarrow \infty$,

$$w^{obs}(g(A), C) = \frac{\pi_1^{obs}(g(A) | C)}{\pi_0^{obs}(g(A) | C)} \rightarrow \frac{\tilde{\pi}_1(g(A) | C)}{\tilde{\pi}_0(g(A) | C)} = \tilde{w}(g(A), C).$$

Note that $\frac{\tilde{\pi}_1}{\tilde{\pi}_0} \neq \frac{\pi_1}{\pi_0}$, in general. The reason is that we must extrapolate from an observed policy $\pi^{obs}(g(A) | C)$ over a finite set of observations (in d_0 or d_1) to the underlying policy $\pi(g(A) | C)$ over a continuous embedding space. We denote this extrapolation as $\tilde{\pi}(g(A) | C)$. Furthermore, the distribution \tilde{p} is defined as $p(Y | A, C)\pi(g(A) | C)p(C)$. At any finite d we do not expect that the extrapolated policy converges to the underlying policy, even as $N \rightarrow \infty$. This also holds true for the density ratio.

To analyze the impact of the difference between the extrapolated policy $\tilde{\pi}$ and the true underlying policy π , we use the KL-divergence $D(\tilde{\pi} \parallel \pi)$ as a measure of the discrepancy. Furthermore we assume that this discrepancy decreases as we observe more items, such that

$$d \rightarrow \infty \implies D(\tilde{\pi} \parallel \pi) \rightarrow 0.$$

We next introduce the quadratic cost transportation inequality to link the KL-divergence of two distributions, to the difference in expectations of a random variable under each of those distributions.

Lemma 1 (Quadratic cost transportation inequality) *Let Z be a real-valued integrable random variable. Then, given $\nu > 0$*

$$\log \mathbb{E}[\exp(\lambda(Z - \mathbb{E}[Z]))] \leq \frac{\nu \lambda^2}{2}$$

for every $\lambda > 0$ if and only if for any probability measure Q absolutely continuous with respect to P such that $D(Q \parallel P) < \infty$,

$$\mathbb{E}_Q[Z] - \mathbb{E}_P[Z] \leq \sqrt{2\nu D(Q \parallel P)}$$

Given Lemma 1, we make the following assumption:

Assumption 4 *There exists $\nu_0 > 0$, such that for all $\lambda_0 > 0$,*

$$\log \mathbb{E}[\exp(\lambda(Yw_{obs} - \mathbb{E}_{\tilde{p}_0}[Yw_{obs}]))] \leq \frac{\nu_0 \lambda_0^2}{2},$$

and there exists $\nu_1 > 0$ such that for all $\lambda_1 > 0$

$$\log \mathbb{E}[\exp(\lambda((Yw_{obs})^2 - \mathbb{E}_{\tilde{p}_0}[(Yw_{obs})^2]))] \leq \frac{\nu_1 \lambda_1^2}{2},$$

Then given Assumption 4 and Lemma 1, we can derive the following bounds:

Corollary 1 *(Applying the quadratic cost transportation inequality) Under Assumption 4, we have that*

$$\mathbb{E}_{\tilde{p}_0}[Yw_{obs}] - \mathbb{E}_{p_0}[Yw_{obs}] \leq \sqrt{2\nu_0 D(\tilde{\pi}_0 \parallel \pi_0)}$$

and

$$\mathbb{E}_{\tilde{p}_0}[(Yw_{obs})^2] - \mathbb{E}_{p_0}[(Yw_{obs})^2] \leq \sqrt{2\nu_1 D(\tilde{\pi}_0 \parallel \pi_0)}$$

Proof: This is immediate from application of Lemma 1 to the quantities Yw_{obs} and $(Yw_{obs})^2$, and noting that by the chain rule property of KL-divergences,

$$D(\tilde{p} \parallel p) = D(p(Y \mid A, C) \parallel p(Y \mid A, C)) + D(\tilde{\pi} \parallel \pi) + D(p(C) \parallel p(C)) = D(\tilde{\pi} \parallel \pi)$$

□

5.2.1 Analysis of the permutation weighting estimator

In this section we attempt to analyze the error of the permutation weighting estimator of Arbour et al. [2021].

The bias of the estimator should be the difference between the expectation of the estimator under the data against the parameter we are attempting to estimate. Thus, the bias should be computed as

$$\text{Bias} = \mathbb{E}_{\tilde{p}_0}[Yw^{obs}] - \mathbb{E}_{p_0}[Yw]$$

where we note that the expectations are taken with respect to different distributions.

Let $\kappa_r = \sqrt{\text{regret}(\hat{\eta}; \mathcal{D})}$ denote the regret of the classifier, where $\text{regret}(\hat{\eta}; \mathcal{D}) = \mathbb{L}(\hat{\eta}; \mathcal{D}, \gamma) - \min_{\hat{\eta}} \mathbb{L}(\hat{\eta}; \mathcal{D}, \gamma)$ and let h denote some Bregman generator. Then,

$$\begin{aligned} \text{Bias} &= \mathbb{E}_{\tilde{p}_0}[Yw^{obs}] - \mathbb{E}_{p_0}[Yw], \\ &\leq \mathbb{E}_{p_0}[Yw^{obs}] - \mathbb{E}_{p_0}[Yw] + \sqrt{2\nu_0 D(\tilde{\pi}_0 \parallel \pi_0)}, \\ &\leq \underbrace{\mathbb{E}_{p_0} \left[\frac{2|Y|}{\sqrt{h''(1)}} \kappa_r \right]}_{\text{error due to sample size}} + \underbrace{\sqrt{2\nu_0 D(\tilde{\pi}_0 \parallel \pi_0)}}_{\text{error due to irreducible discrepancy of } \pi_1 \text{ and } \tilde{\pi}_1}, \end{aligned}$$

where the first line states the definition of the bias, the second line applies the result of Corollary 1, and the third line applies the result of Proposition 4.1 in Arbour et al. [2021].

The bound on the bias has two terms. The first term is due to the loss incurred due to the Bregman generator of the classifier, which vanishes as $N \rightarrow \infty$. The second term is due to the discrepancy between the underlying policy π and the extrapolated policy $\tilde{\pi}$, which vanishes as $d \rightarrow \infty$.

We then compute an upper bound for the variance of the estimator.

$$\begin{aligned}
& \text{Var}_{\tilde{p}_0}[Y w_{obs}] \\
& \leq \mathbb{E}_{\tilde{p}_0}[(Y w_{obs})^2] \\
& \leq \mathbb{E}_{p_0}[(Y w_{obs})^2] + \sqrt{2\nu_1 D(\tilde{\pi}_0 \parallel \pi_0)} \\
& \leq \mathbb{E}_{p_0}[Y^2 w_{obs}^2] + \mathbb{E}_{p_0} \left[Y^2 \left(\frac{4w}{\sqrt{h''(1)}} \kappa_r + \frac{4}{h''(1)} \kappa_r^2 \right) \right] + \sqrt{2\nu_1 D(\tilde{\pi}_0 \parallel \pi_0)},
\end{aligned}$$

where the first inequality follows from the fact that the second moment is a trivial upper bound for the variance, the second from Corollary 1, and the third by application of Proposition 4.2 from Arbour et al. [2021].

6 Results

6.1 Toy Simulation

To understand the problem better we introduce some simple simulation studies aimed at studying properties of the estimators. Since the purpose of these estimators is to function where standard off-policy estimators fail, a direct comparison of error is not possible. Instead, we compare the robustness of these embedded estimators against a standard estimator.

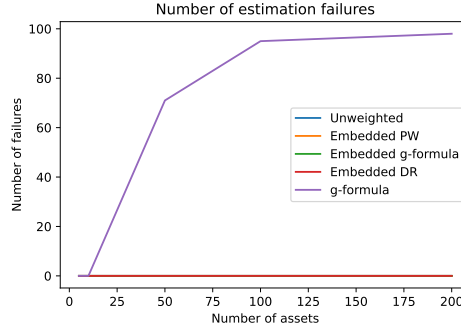


Figure 1: Number of estimation failures in 100 datasets for five selected embedding and non-embedding off-policy estimation methods, against increasing number of assets. Note that four of the estimators experience no failures over the range of the experiment, and are zero.

In Figure 1 we investigate the stability properties of embedding methods by considering a simulation with $d_0 = d_1 = 200$ assets, $m = 2$ contexts, and $N = 100$ samples. Embedding spaces for each asset and query were of dimension $q = 2$, and slates of size 1 were used. Random logging and target policies were created by introducing random errors into an optimal policy. The methods included 3 embedding based estimators (Embedded OPE, Embedded g-formula, Embedded DR) and 2 non-embedding estimators (Unweighted and g-formula).

The unweighted estimator and all the embedding based estimators perform consistently throughout all asset sizes. However, the non-embedded g-formula method has an increasing number of failures, reaching 100 with 200 assets. The reason for this is that with a fixed sample size, the probability of an absolute continuity violation (on the non-embedding scale) increases to 1. This problem is made worse if logging policies are deterministic.

In the next simulation we consider the root mean square error performance of the embedded estimators as N increases, holding d_0 and d_1 fixed. We do not include comparisons to the standard g-formula estimator because it will fail due to the absolute continuity violations.

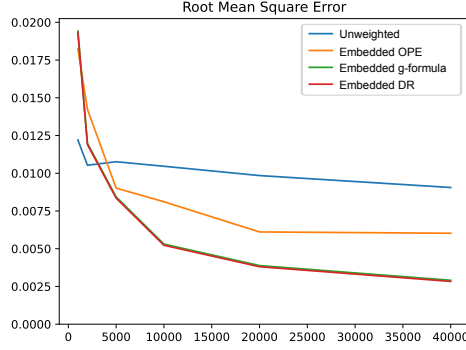


Figure 2: Root mean square error performance of various embedded estimators

In Figure 2 we demonstrate the RMSE performance of the estimated policy value compared to the true policy value. The unweighted estimator has a relatively constant level of error. The embedded estimators start with high error at small sample sizes but start to converge to zero with increasing sample size. We hypothesize that the gap in the RMSE is due to the irreducible bias discussed in Section 5.2.1, which means that in the limit of increasing sample size, the bias in the RMSE will not approach zero.

6.2 Realistic Simulation

As a proof of concept we implement the estimator in a data generated from a realistic simulation of a recommendation system. We extracted the top 20 queries by volume, and extracted slates of size 3, resulting in $N = 2491$ observations. 32188 unique images were available to recommend. To create embeddings, we extracted word tags associated with each image and passed these to a Google word2vec model, taking the mean of the resulting vectors as the embedding vector of an image. The initial embedding vectors were of size of $[-1, 1]^{300}$, but these were compressed via PCA to size $[-1, 1]^{20}$. In order to construct an embedding for a slate, the 3 vectors were combined for a slate embedding of size $[-1, 1]^{60}$.

The target Y was whether a click was observed on the slate or not. The contexts C were the search queries. The observed click-through rate (CTR) of the original logging policy was 1.92%. We created several target policies, and computed the 90% confidence interval policy values.

In this preliminary experiment, the primary objective is to check that the resulting propensity weights result in reasonable policy values, even as policies recommend items which have never been seen before. While this would ordinarily result in an identification failure, our method is capable of producing plausible results.

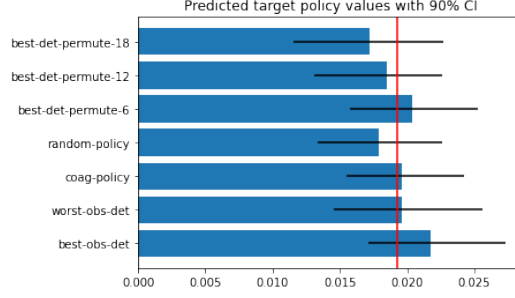


Figure 3: Target policy values and 90% CIs. From bottom up: 1) `best-obs-det`: the best deterministic policy as determined by grid-search over previously served slates; 2) `worst-obs-det`: worst deterministic policy by the same process as before; 3) `coag-policy`: an implementation of the coag policy gradient network Kostas et al. [2020] to identify an optimal policy; 4) `random-policy`: a policy serving up random slates; 5-7) `best-det-permute-K`: a corrupted version of the best deterministic policy, whereby the slate served to K randomly selected queries is instead replaced with a random slate.

7 Future Work

There are several areas of future work, some of which are in progress. First, a more principled extension to slates is desired. The existing approach of taking a concatenation of embeddings is unlikely to capture intra-slate interactions properly. More sophisticated transformations are required. Second, we have thus far assumed that we have access to the true embedding map $g(\cdot)$ which preserves Eqn. 2. However, embedding systems can be error-prone, so the actual map $\hat{g}(\cdot)$ may contain errors. Third, rather than assuming that the embeddings are suitably good, we can construct embeddings that respect this constraint. This would involve a bespoke training of embeddings such that Eqn. 2 is respected. Finally, we hope to work on more comprehensive simulation studies to better understand the performance of the estimator in both d and N .

8 Conclusion

In this paper we propose an embedding space approach to the IPS method. We estimate the density ratio by adapting the permutation weighting method, thereby recasting the problem as one of probabilistic classification. We study some basic theoretical properties of our method and show that it can be biased in settings where you do not have the size of the action space growing with the number of samples. Finally, we demonstrate our method on a realistic simulation of a recommendation system problem.

References

- Adith Swaminathan, Akshay Krishnamurthy, Alekh Agarwal, Miroslav Dudík, John Langford, Damien Jose, and Imed Zitouni. Off-policy evaluation for slate recommendation. *arXiv:1605.04812 [cs, stat]*, November 2017. URL <http://arxiv.org/abs/1605.04812>. arXiv: 1605.04812.
- James McInerney, Brian Brost, Praveen Chandar, Rishabh Mehrotra, and Benjamin Carterette. Counterfactual Evaluation of Slate Recommendations with Sequential Reward Interactions. In *Proceedings of the 26th ACM SIGKDD International Conference on Knowledge Discovery & Data Mining*, pages 1779–1788, Virtual Event CA USA, August 2020. ACM. ISBN 978-1-4503-7998-4. doi: 10.1145/3394486.3403229. URL <https://dl.acm.org/doi/10.1145/3394486.3403229>.
- Shuai Li, Yasin Abbasi-Yadkori, Branislav Kveton, S. Muthukrishnan, Vishwa Vinay, and Zheng Wen. Offline evaluation of ranking policies with click models. In *Proceedings of the 24th ACM SIGKDD international conference on knowledge discovery & data mining*, KDD ’18, pages 1685–1694, New York, NY, USA, 2018. Association for Computing Machinery. ISBN 978-1-4503-5552-0. doi:

- 10.1145/3219819.3220028. URL <https://doi.org/10.1145/3219819.3220028>. Number of pages: 10 Place: London, United Kingdom.
- Tomas Mikolov, Ilya Sutskever, Kai Chen, Greg Corrado, and Jeffrey Dean. Distributed Representations of Words and Phrases and their Compositionality. *arXiv:1310.4546 [cs, stat]*, October 2013. URL <http://arxiv.org/abs/1310.4546>. arXiv: 1310.4546.
- Alec Radford, Jong Wook Kim, Chris Hallacy, Aditya Ramesh, Gabriel Goh, Sandhini Agarwal, Girish Sastry, Amanda Askell, Pamela Mishkin, Jack Clark, Gretchen Krueger, and Ilya Sutskever. Learning transferable visual models from natural language supervision, 2021.
- Nathan Kallus and Angela Zhou. Policy Evaluation and Optimization with Continuous Treatments. *arXiv:1802.06037 [cs, stat]*, February 2018. URL <http://arxiv.org/abs/1802.06037>. arXiv: 1802.06037.
- David Arbour, Drew Dimmery, and Arjun Sondhi. Permutation Weighting. *ICML*, page 11, 2021.
- Aditya Krishna Menon, Cheng Soon Ong, Aditya Menon, and Chengsoon Ong. Linking losses for density ratio and class-probability estimation. *ICML*, page 10, 2016.
- Anastasios A Tsiatis. Semiparametric theory and missing data. 2006.
- James E. Kostas, Chris Nota, and Philip S. Thomas. Asynchronous Coagent Networks. *arXiv:1902.05650 [cs, stat]*, August 2020. URL <http://arxiv.org/abs/1902.05650>. arXiv: 1902.05650.