

pylspack: Parallel algorithms and data structures for sketching, column subset selection, regression and leverage scores

Aleksandros Sobczyk¹ and Efstratios Gallopoulos²

¹obc@zurich.ibm.com, IBM Research Europe and ETH Zürich, Zürich, Switzerland

²stratis@ceid.upatras.gr, HPCLAB, Computer Engineering and Informatics Dept., University of Patras, Patras, Greece

Abstract

We present parallel algorithms and data structures for three fundamental operations in Numerical Linear Algebra: (i) Gaussian and CountSketch random projections and their combination, (ii) computation of the Gram matrix and (iii) computation of the squared row norms of the product of two matrices, with a special focus on “tall-and-skinny” matrices, which arise in many applications. We provide a detailed analysis of the ubiquitous CountSketch transform and its combination with Gaussian random projections, accounting for memory requirements, computational complexity and workload balancing. We also demonstrate how these results can be applied to column subset selection, least squares regression and leverage scores computation. These tools have been implemented in pylspack, a publicly available Python package,¹ whose core is written in C++ and parallelized with OpenMP, and which is compatible with standard matrix data structures of SciPy and NumPy. Extensive numerical experiments indicate that the proposed algorithms scale well and significantly outperform existing libraries for tall-and-skinny matrices.

1 Introduction

In the past two decades, randomized dimensionality reduction, also known as “sketching”, has become a fundamental operation in Randomized Numerical Linear Algebra (RandNLA). The underlying concept is to use random linear maps to reduce the problem size and ultimately derive, with high probability, fast exact or approximate solutions. This is typically achieved by random sampling or random projections. Such approaches have been studied in the context of applications in several areas, including Graph Algorithms [79, 9], Machine Learning [41, 27], Optimization [71, 33] and Quantum Mechanics [52].

A variety of random projections have been proposed in the literature, with different structures, sparsity and statistical guarantees; cf. [1, 45, 2, 3, 81, 68, 67, 25, 48, 49, 63, 26, 34, 20] to name a few. In applications, such transforms often satisfy the Johnson-Lindenstrauss lemma [47] or provide Oblivious Subspace Embeddings [75]. For convenience, we recall these concepts.

Definition 1. A random matrix $S \in \mathbb{R}^{r \times d}$ is a Johnson-Lindenstrauss transform (JLT) with parameters ϵ, δ, n , or (ϵ, δ) -JLT for short, if with probability at least $1 - \delta$, for any n -element set $V \subseteq \mathbb{R}^d$ it holds that $|(Sv)^\top Sw - v^\top w| \leq \epsilon \|v\| \|w\|$ for any $v, w \in V$.

Definition 2. A random matrix $S \in \mathbb{R}^{r \times n}$ is an (ϵ, δ) -Oblivious Subspace Embedding (ϵ, δ) -OSE with parameters $\epsilon, \delta \in (0, 1)$, if with probability at least $1 - \delta$, for any fixed matrix $A \in \mathbb{R}^{n \times d}$, $n > d$, it holds that $(1 - \epsilon) \|x\| \leq \|Sx\| \leq (1 + \epsilon) \|x\|$, for all $x \in \text{range}(A)$ with probability at least $1 - \delta$.

From these definitions, it is clear that specialized matrix-multiplication related operations are a key component for sketching to be useful in practice. As noted in [61], such operations must take into account special structures

¹<https://github.com/IBM/pylspack>

and face the challenges of sparse computations, including efficient data structures for representing the underlying matrices as well as specialized algorithms. Such aspects were mentioned, but not elaborated, in our recent companion paper [78]. We here aim to contribute in this direction, by providing a detailed analysis for a set of specific operations and sketching transforms which are critical for various important problems in RandNLA and beyond, for example leverage scores computation [36, 25, 67, 4, 58, 29, 28, 88, 78], least squares regression [75, 67, 85, 72, 35, 8, 64, 70], column subset selection [23, 17, 10, 24, 77, 78], and rank computation [76, 23, 22, 15, 62]. Specifically, given a tall-and-skinny matrix $A \in \mathbb{R}^{n \times d}$ with $n \gg d$, we present parallel algorithms, data structures and a numerical library for the following set of operations, all of which can be seen as special cases of sparse matrix multiplication:

$$(i) SA, \quad (ii) GA, \quad (iii) GSA, \quad (iv) A^\top A, \quad (v) \text{diag}(ABB^\top A^\top),$$

where G is a matrix with i.i.d elements from the standard normal distribution, B is an arbitrary dense matrix and S is the CountSketch matrix [21, 25, 67]. We remind its definition from [67]:

Definition 3 ([67]). *A CountSketch matrix $S \in \mathbb{R}^{r \times n}$ is specified by a random hash function $h : [n] \rightarrow [r]$ and a random $\sigma \in \{\pm 1\}^n$. For each $i \in [n]$ we set $S_{h(i),i} = \sigma_i$, and every other entry in S is set to zero.*

In [67] it is proved that such a matrix satisfies the (ϵ, δ) -OSE property as long as $r \geq O(d^2/(\delta\epsilon^2))$, h is 2-wise independent and σ is 4-wise independent. In this work we treat h and σ as fully independent, that is, a CountSketch matrix S is assumed to have a single non-zero element per column, equal to ± 1 with probability $1/2$, at a random position chosen uniformly, and that each column is independently sampled.

1.1 Contributions and structure of this paper

Our main contributions are the following.

1. A novel analysis of parallel algorithms and data structures for the CountSketch transform and its combination with Gaussian random projections.
2. A detailed analysis of parallel algorithms for the computation of the Gramian of a tall-and-skinny matrix A .
3. Applications of the aforementioned methods in column subset selection, least squares regression and leverage scores computation.
4. `pylspack`, a multithreaded numerical library implementing the aforementioned methods which outperforms existing state-of-the-art libraries.

The outline of the paper is the following. In Section 2 we describe a novel sparse data structure for the CountSketch transform. This data structure has low memory requirements, and can be efficiently constructed and multiplied with a sparse or a dense matrix in parallel. We also show that it can be efficiently combined with Gaussian random projections to obtain smaller sketching sizes, which is a common technique in RandNLA. To achieve low memory requirements, the random projection matrices are computed on the fly and discarded once used, in a streaming fashion. Evidently, alternative approaches should be considered when the sketching matrix needs to be persistent in memory for repeated applications [12]. For the CountSketch matrix, we derive probabilistic bounds regarding load balancing on a shared memory machine. In Section 3 we provide parallel algorithms for operations (iv) and (v), namely the computation of the Gramian $A^\top A$ and the computation of the row norms of the product of two matrices. At the time of this writing, it appears that among the most prominent numerical libraries for matrix computations, the only method targeting the computation of the Gramian of a sparse matrix and returning the result as a dense matrix is `mk1_sparse_?_syrkd` in Intel² MKL, which is closed source and its actual implementation is not available. In Section 4 we show how these tools can be used to yield efficient parallel algorithms for column subset selection, leverage scores computation and least squares regression. In Section 5 we describe `pylspack`, a publicly available

²Intel is a trademark or registered trademark of Intel Corporation or its subsidiaries in the United States and other countries.

Python package,³ whose core is written in C++ and parallelized with OpenMP, and which is compatible with standard matrix data structures of SciPy and NumPy. The package is easily installable with a single command:

```
$ pip install git+https://github.com/IBM/pylspack
```

Numerical experiments with a variety of matrices in Section 6 demonstrate that pylspack can significantly outperform existing open-source and vendor libraries, especially for the tall-and-skinny case.

1.2 Related work

The literature on parallel algorithms and data structures for sketching is rather limited, with most of the existing works focusing on a small set of sketching transforms, namely Gaussian, sparse Rademacher and subsampled randomized Hadamard transforms [86, 8, 72, 64, 84], while other state-of-the-art transforms, like OSNAP [67] or the aforementioned CountSketch,⁴ have been overlooked. Software for these tasks is also scarce. In Python, for example, which is arguably the most popular language for data science to date, the only existing implementation of random projections readily available in standard repositories like Anaconda⁵ or Pypi⁶, appears to be the `random_projection` module of Scikit-learn [69], which is in general well implemented, but it is limited to Gaussian transforms and Sparse Sign transforms described in [1, 59] and it is not multithreaded. The open source Skylark library [51], which has been used in several works [12, 13, 11], is a prominent example of software for sketching and related algorithms, with great potential in data science applications. It includes implementations for a very large number of sparse and dense sketching transforms and related algorithms, most of them multithreaded, however, the main focus of Skylark is distributed memory parallelism using MPI, rather than shared memory parallelism, which is the focus of this work. Two limitations of Skylark are that its Python API is implemented in Python 2, which is officially sunset, and it requires substantial effort to build. In our implementation, the pylspack Python package, we do not only focus on performance and memory efficiency, but also ease-of-use and applicability, which are desirable properties for a consumable technology.

1.3 Notation

We use the Householder notation, that is, matrices are denoted with capital letters, vectors with small letters, and scalars with Greek letters. For a positive integer n , $[n]$ is the set $\{1, 2, \dots, n\}$. $A_{i,\cdot}$ and $A_{\cdot,j}$ denote the i -th row and j -th column of A , respectively, both assumed to be column vectors, and $A_{i,j}$ is the element in row i and column j . $A_{\cdot,\mathcal{K}}$ denotes the submatrix of A containing the columns defined by the set \mathcal{K} . A^\dagger is the pseudoinverse. The 2-norm is the default for both matrices and vectors. $\text{nnz}(x)$ is the number of nonzeros of x , where x can be either a vector or a matrix. We define $\text{nnz}_2(A) = \sum_{i=1}^n (\text{nnz}(A_{i,\cdot}))^2$, which will be used in complexity bounds. We use $\tilde{O}(k) := O(k \log^c k)$, $\tilde{\Omega}(k) := \Omega(k/\log^c k)$, for some constant c , and $f(k) = \tilde{\Theta}(k)$ is used if $f(k) = \tilde{O}(k)$ and $f(k) = \tilde{\Omega}(k)$ at the same time. $\Pr[\alpha] \in [0, 1]$ is the probability of occurrence of an event α . $\mathcal{N}(\mu, \sigma)$ is the normal distribution with mean value μ and standard deviation σ . Matrices with i.i.d. elements from $\mathcal{N}(0, 1)$ are referred to as Gaussian matrices. We denote by `randn` standard normal random variables, by `randi` random integers and by `randb` boolean random variables. In the compressed sparse row (CSR) format, a matrix A is encoded as three 1-dimensional arrays, $V \in \mathbb{R}^{\text{nnz}(A)}$, $J \in \mathbb{N}_+^{\text{nnz}(A)}$ and $I \in \mathbb{N}_+^{n+1}$, which store the values, column indices (ordered by row index) and row pointers, respectively, and \mathbb{N}_+ is the set of positive integers. In particular, the k -th element of I shows the starting position in J and V of the k -th row of A . Therefore, $I_{k+1} - I_k$ is the number of nonzero elements of the k -th row. In the algorithms and their analysis we will use the notation $A.V$, $A.J$ and $A.I$ to refer to the corresponding arrays V , J and I of the matrix A .

³<https://github.com/IBM/pylspack>

⁴CountSketch is in fact an OSNAP with sparsity $s = 1$ nonzero per column.

⁵<https://anaconda.org/>

⁶<https://pypi.org/>

2 Sketching algorithms and data structures

We consider parallel algorithms for sketching. We first describe data structures for CountSketch transforms, one of the most important random projection constructions in the RandNLA literature. We define certain target properties for storage requirements and complexities, and then propose specific data structures that satisfy them. We then describe efficient parallel algorithms for the combination of Gaussian and CountSketch transforms. Finally, we also describe a memory efficient parallel algorithm for Gaussian sketching, which is very similar to other existing implementations, but we add it for completeness since it is part of our software library. We note that, even though we focus on CountSketch, it is straightforward to adapt our methods for any OSNAP [67] (CountSketch is an OSNAP with $s = 1$ nonzero per column).

2.1 CountSketch

In order to fully exploit parallelism it is useful to store the CountSketch matrix in memory. To this end, we describe a sparse data structure, suitable for CountSketch matrices. This data structure has low memory requirements and can be efficiently constructed and applied to a given input matrix in parallel. Hereafter we assume that the given input matrix is stored in a row-major storage format, specifically, CSR for sparse matrices and row-major array for dense matrices. The output SA is always stored as a dense row-major array. We justify this choice in Section 2.2.3.

Recall that a CountSketch is a matrix S which has exactly one non-zero element in each column at a random position chosen uniformly, and each nonzero is equal to ± 1 with probability $1/2$ [21, 25, 63, 67]. In order to satisfy the OSE property, S needs to have $\Omega(d^2/\epsilon^2)$ rows [67, 68]. An example of a 6×12 CountSketch matrix is depicted in Figure 2. Note that, regardless of the number of rows r of S , the number of nonzeros is always equal to n . An efficient data structure for S should have the following properties.

Definition 4. *An efficient CountSketch data structure should adhere to the following specifications, assuming that there are p processors available:*

1. *It stores no more than $O(n)$ elements.*
2. *It admits algorithms which:*
 - (a) *can construct the data structure in $O(n/p)$ operations,⁷*
 - (b) *can compute the product SA in $O(\text{nnz}(A)/p)$ operations,*
 - (c) *can compute the product GSA , where G is a $m \times r$ dense matrix, in $O((mdr + \text{nnz}(A))/p)$ operations.*
3. *These algorithms require low (ideally none):*
 - (a) *additional storage,*
 - (b) *communication between processors.*

2.1.1 Vector representation

Since each column of a CountSketch matrix S has exactly one nonzero element, a minimal data structure to represent it is to simply store it as a vector v of size n , containing signed integers, one for each column. The k -th element of v , say v_k , implies that $S_{|v_k|,k} = \text{sign}(v_k)$. In Figure 1 we show an example of a vector representation of the matrix of Figure 2.

$$v = \{+4, +2, -5, -6, +1, +6, -6, +2, +1, -5, +5, +3\}$$

Figure 1: Vector representation of the 6×12 CountSketch matrix of Figure 2.

The vector representation fulfills all the requirements for $p = 1$, but it does not lend itself for parallel algorithms. An additional partitioning by rows can remedy this effect.

⁷Operations can be of any type, including integer, logic operations and (pseudo) random number generation.

2.1.2 Partitioning

While the vector representation is simple and has low memory requirements, it is not convenient for computing the products SA and GSA in parallel. A row-major storage, which would allow the independent computation of each row of SA , thus eliminating write conflicts, would be preferable. To achieve both low memory requirements as well as efficient parallel computation of SA and GSA , we use partitioning, which is a standard way of performing parallel matrix computations. A straightforward partitioning strategy is to use a dense 2-d array, where each element of the array is a pointer to a sparse matrix data structure storing the corresponding submatrix of S . We formalize this in the following *Block CountSketch* (BCS) data structure. As we will show later, this simple data structure satisfies all the required specifications. An example is illustrated in Figure 2.

Definition 5. Let S be a CountSketch matrix S of size $r \times n$, which is partitioned in $b_r \times b_c$ blocks of size $n_r \times n_c$ each.⁸ A Block CountSketch data structure is a 2-d array of $b_r \times b_c$ abstract data types $B_{i,j}$, $i \in [b_r]$, $j \in [b_c]$. Each $B_{i,j}$ represents a submatrix $S_{i_1:i_2, j_1:j_2}$, where $i_1 = (i - 1) \times n_r + 1$, $i_2 = \min\{i \times n_r, r\}$, $j_1 = (j - 1) \times n_c + 1$, $j_2 = \min\{j \times n_c, n\}$.

$$\left(\begin{array}{cccc|cccc|cccc} 0 & 0 & 0 & 0 & -1 & 0 & 0 & 0 & +1 & 0 & 0 & 0 \\ 0 & +1 & 0 & 0 & 0 & 0 & 0 & +1 & 0 & 0 & 0 & 0 \\ \hline 0 & 0 & 0 & 0 & 0 & 0 & 0 & 0 & 0 & 0 & 0 & +1 \\ +1 & 0 & 0 & 0 & 0 & 0 & 0 & 0 & 0 & 0 & 0 & 0 \\ \hline 0 & 0 & -1 & 0 & 0 & 0 & 0 & 0 & 0 & -1 & +1 & 0 \\ 0 & 0 & 0 & -1 & 0 & +1 & -1 & 0 & 0 & 0 & 0 & 0 \end{array} \right)$$

Figure 2: A $r \times n$ CountSketch matrix S , with $r = 6$ and $n = 12$, partitioned in $b_r \times b_c = 3 \times 3$ blocks where each block has size $n_r \times n_c = 4 \times 2$ (lines denote the partitioning).

The choice of the data structure to represent submatrices is discussed in detail in Section 2.3.

2.2 Block CountSketch Algorithms

Having a partitioned matrix, performing operations in parallel is rather straightforward. The matrix construction is parallelized across the columns, since the columns are independent but there are dependencies within each column. The multiplication SA is parallelized across rows, since A is assumed to be stored in a row-major format (either sparse CSR or dense row-major). The complexities depend on the actual data structure that will be used to store the blocks of S .

2.2.1 Construction

Algorithm 1 describes the procedure for populating an empty Block CountSketch instance. The input arguments are integers r , n , n_r , n_c , denoting the number of rows, columns, rows-per-row-block and columns-per-column-block of the Block CountSketch matrix, respectively. The complexity is parametrized by the choice of \mathcal{D} , which is the data structure type used to store the submatrices (e.g. COO, CSR, CSC, other). Algorithm 1 performs $O(T_{\text{insert}}^{\mathcal{D}} \times (n/p))$ operations, where $T_{\text{insert}}^{\mathcal{D}}$ denotes the complexity of inserting an element in an instance of type \mathcal{D} . In order to satisfy Requirement (2a), it must hold that $T_{\text{insert}}^{\mathcal{D}} = O(1)$.

2.2.2 Computing the product SA .

Algorithm 2 describes a procedure for the parallel computation of the product SA . At this point we make the assumption that the product SA will be dense. This is because SA typically consists of $O(d^2)$ rows, in order to satisfy the OSE property [67, 63], where each row is constructed as a linear combination of $O(n/d^2)$ rows of A on average. For the tall-and-skinny case, we can assume that $n \gg d^2$, and therefore it is justified to treat and store SA as a dense matrix. Let $T_{\text{MM}}^{\mathcal{D}}(S, A)$ denote the complexity of multiplying S , stored as a data structure of type \mathcal{D} , with a CSR input

⁸Without loss of generality, we assume that n_r divides r exactly and n_c divides n exactly, that is, $r = n_r \times b_r$ and $n = n_c \times b_c$.

Algorithm 1 Block CountSketch: Parallel construction.

Require: Integers r, n, n_r, n_c , number of CountSketch rows, columns, rows-per-row-block and columns-per-column-block respectively. \mathcal{D} , data structure type to represent submatrices (e.g. COO, CSR, CSC).

Ensure: Populated Block CS instance of a $r \times n$ CountSketch.

- 1: Set $b_r = \lceil \frac{r}{n_r} \rceil, b_c = \lceil \frac{n}{n_c} \rceil$.
 - 2: **for** $i = 1, \dots, b_r$ **do** ▷ parallel for
 - 3: **for** $j = 1, \dots, b_c$ **do**
 - 4: Instantiate an empty data structure $B_{i,j}$.
 - 5: **for** $t = 1, \dots, b_c$ **do** ▷ parallel for
 - 6: **for** $j = (t-1) \times n_c + 1, \dots, \min\{t \times n_c, n\}$ **do**
 - 7: Generate a row index $i \in [r]$ uniformly at random. ▷ $O(1)$
 - 8: Generate a random value $S_{i,j} \in \{\pm 1\}$ with probability 1/2. ▷ $O(1)$
 - 9: Find the corresponding block to insert the new element $S_{i,j}$ in the appropriate format. ▷ $O(T_{\text{insert}}^{\mathcal{D}})$
-

Algorithm 2 Block CS: Parallel computation of the product SA .

Require: Matrix $A \in \mathbb{R}^{n \times d}$, populated Block CS instance of a $r \times n$ CountSketch S , where each submatrix is stored as an instance of a data structure \mathcal{D} .

Ensure: $C = SA$, the resulting matrix stored as a dense row-major array.

- 1: Instantiate $C \leftarrow 0$. ▷ in parallel
 - 2: **for** $i = 1, \dots, b_r$ **do** ▷ parallel for
 - 3: Set $\mathcal{I} = [(i-1) \times n_r + 1, \dots, \min\{(i+1) \times n_r, r\}]$.
 - 4: **for** $j = 1, \dots, b_c$ **do**
 - 5: Set $\mathcal{J} = [(j-1) \times n_c + 1, \dots, \min\{(j+1) \times n_c, n\}]$.
 - 6: Update $C_{\mathcal{I},:} \leftarrow C_{\mathcal{I},:} + S_{\mathcal{I},\mathcal{J}} A_{\mathcal{J},:}$. ▷ $T_{\text{MM}}^{\mathcal{D}}(S_{\mathcal{I},\mathcal{J}}, A_{\mathcal{J},:})$
-

matrix A . The (sequential) complexity of Algorithm 2 is $O\left(\sum_{i=1}^{b_r} \sum_{j=1}^{b_c} T_{\text{MM}}^{\mathcal{D}}(S_{\mathcal{I},\mathcal{J}}, A_{\mathcal{J},:})\right)$. Since S is such that each row of A will be used exactly once in the final product, then, as long as the chosen data structure does not perform redundant operations, the complexity is simply $O(\text{nnz}(A))$. It is not straightforward how to derive upper bounds for the parallel complexity using $p \leq b_r$ processors, but due to the randomized nature of S we show that it is possible to obtain probabilistic guarantees in Section 2.4.

2.2.3 Computing the product GSA (CountGauss)

The combination of CountSketch and Gaussian matrices has been mentioned in [25, 85] and has been extensively studied in [49] in the context of Support Vector Machines and Nonnegative Matrix Factorizations, where it was first referred to as the “CountGauss” transform. It has also been studied in the context of least squares, column selection and leverage scores computation in [78]. Building upon the previous algorithms, we describe an implementation for computing the product GSA where G is a Gaussian matrix and S is a CountSketch. Parallelization is achieved within each individual step of the algorithm, which is listed in Algorithm 3. To reduce memory requirements for temporary storage, the computation is performed in batches. This does not affect the complexity.

2.3 Choosing a data structure for the submatrices

It remains to choose an appropriate data structure to store the submatrices of S . We opt to store submatrices in the well-known coordinate format (COO). We do not assume any ordering, therefore constant time insertion can be achieved by appending new elements at the end. Moreover, in the unordered COO format the product SA for some input matrix A can be computed in $O(\text{nnz}(A))$ by iterating over the nonzeros (i, j, v) of S , multiplying the j -th row of A by v and updating the corresponding columns of the i -th row of the resulting dense array. Hereafter, all references to the COO format pertain to the unordered case.

Algorithm 3 Block CS: Batched parallel computation of the product GSA (CountGauss).

Require: Matrix $A \in \mathbb{R}^{n \times d}$. Integers r, n, n_r, n_c , number of CountSketch rows, columns, rows-per-row-block and columns-per-column-block respectively. \mathcal{D} , data structure type to represent submatrices (e.g. COO, CSR, CSC). Batch size b .

Ensure: $C = GSA$, where G is a $m \times r$ Gaussian matrix and S is a $r \times n$ CountSketch.

- 1: Construct a Block CS instance of a $r \times n$ CountSketch S using Algorithm 1 with parameters r, n, n_r, n_c and \mathcal{D} .
 - 2: Set $n_{\text{batch}} = \lceil \frac{r}{b} \rceil$.
 - 3: Allocate two auxiliary matrices $G \in \mathbb{R}^{m \times b}$ and $B \in \mathbb{R}^{b \times d}$.
 - 4: **for** $i = 1, \dots, n_{\text{batch}}$ **do**
 - 5: Let $S_i = S_{(i-1)b+1:\min\{ib, r\}}$.
 - 6: Compute $B = S_i A$ with Algorithm 2.
 - 7: Set new i.i.d elements in G from $\mathcal{N}(0, 1)$. ▷ in parallel
 - 8: Update $C = C + GB$. ▷ with standard BLAS xGEMM
 - 9: Free G and B .
-

Of interest is the special case of Block CountSketch where $b_r = r$, that is, when the partitioning takes place only column-wise. Since each block of S consists of only one single row, then it can be represented as a sparse vector: it is simply a list of signed integers, each integer denoting the column index of the nonzero element, while its sign denotes whether this nonzero element is equal to +1 or -1. We will refer to this special case as *Block Column CountSketch* (BCCS). The complexity of insertion and matrix multiplication for BCCS is the same as COO. A difference between COO and BCCS is the amount of memory required to store the entire Block CountSketch matrix. For BCCS, we only store one signed index for each nonzero element, totaling n elements. In addition, $r \times b_n$ pointers to the submatrices are stored. In summary, the memory requirements are as follows:

- COO: $2n$ indices + $b_r \times b_n$ pointers,
- BCCS: n indices + $r \times b_n$ pointers.

n additional bits are required to store the signs in both representations.

2.4 Probabilistic bounds for processor workload

Due to the randomized nature of the CountSketch matrix, we can derive upfront probabilistic bounds on the workload distribution among processors. Let S be a $r \times n$ CountSketch matrix and $A \in \mathbb{R}^{n \times d}$. Let $w_i = \text{nnz}(A_{i,:})$. Recall that the product SA is computed in $O(\text{nnz}(A)) = O(\sum_{i=1}^n w_i)$. Assume that we have p processors, and the multiplication is performed in parallel as follows: each processor computes $B = r/p$ randomly chosen rows of SA . Each row j of SA , $j \in [r]$, is simply the product of $S_{j,:}A$. Let $Q \subset [n]$, be the set of indices of nonzero columns of $S_{j,:}$. Clearly, the product $S_{j,:}A$ is computed in $O(\sum_{k \in Q} w_k)$. Since S is a random matrix, we can try to get probabilistic bounds on the “workload” of each processor. Let $Y = \sum_{k \in Q} w_k$ be the random variable which counts the number of nonzeros of A that “contribute” to the product $S_{j,:}A$. This variable can also be rewritten as $Y = \sum_{i=1}^n \epsilon_i w_i$, where ϵ_i is one if w_j was chosen to contribute in $S_{j,:}A$ and zero otherwise. But ϵ_i is simply a Bernoulli random variable with parameter $q = 1/r$ since each column of S has only one nonzero in a position which is chosen uniformly at random from the set $[r]$. The ϵ_i ’s are also independent since each column is sampled independently. Generalizing for a fixed set of B rows instead of simply one row we have the following.

Lemma 1. *Let S be a $r \times n$ CountSketch and A a fixed $n \times d$ input matrix. Let $Q \subset [r]$, $|Q| = B < r$ be a subset of B rows of S , chosen uniformly at random without replacement. For $i \in [n]$, let $w_i \leq d$, $\sum_{i=1}^n w_i = \text{nnz}(A)$, and $\epsilon_1, \dots, \epsilon_n$ be independent Bernoulli random variables with parameter $0 < q = B/r = 1/p < 1$, that is, $\epsilon_i = 1$ with probability q and $\epsilon_i = 0$ with probability $1 - q$. Let $Y = \sum_{i=1}^n \epsilon_i w_i$. The following hold:*

$$\begin{aligned}\mu &= \mathbb{E}[Y] = q \text{nnz}(A), \\ \sigma^2 &= \text{Var}(Y) = q(1 - q) \text{nnz}_2(A).\end{aligned}$$

Proof. For the expectation we have

$$\mu = \mathbb{E}[Y] = \mathbb{E}\left[\sum_{i=1}^n w_i \epsilon_i\right] = \sum_{i=1}^n w_i \mathbb{E}[\epsilon_i] = q \sum_{i=1}^n w_i = q \text{nnz}(A).$$

Similarly, we can compute the variance. First we need to compute $\mathbb{E}[Y^2]$. We have

$$\mathbb{E}Y^2 = \mathbb{E}\left[\left(\sum_{i=1}^n w_i \epsilon_i\right)^2\right] = \mathbb{E}\left[\left(\sum_{i=1}^n w_i^2 \epsilon_i^2\right) + 2 \sum_{i \neq k} w_i w_k \epsilon_i \epsilon_k\right] = q \sum_{i=1}^n w_i^2 + 2q^2 \sum_{i \neq k} w_i w_k.$$

We can then compute

$$\text{Var}(Y) = \mathbb{E}[Y^2] - (\mathbb{E}[Y])^2 = q(1-q) \sum_{i=1}^n w_i^2 = q(1-q) \text{nnz}_2(A).$$

□

We can then use Chebyshev's inequality to get a first tail bound.

Corollary 1. *Let A , q and Y be as in Lemma 1. It holds that*

$$\Pr\left[|Y - \mathbb{E}Y| \geq \sqrt{nq(1-q)\text{nnz}_2(A)}\right] \leq \frac{1}{n}.$$

Proof. The result follows by simply applying Chebyshev's inequality on the random variable Y and using Lemma 1. This gives

$$\Pr[|Y - \mu| \geq t] \leq \frac{\sigma^2}{t^2}.$$

The result follows by substituting $t = \sigma\sqrt{n} = \sqrt{nq(1-q)\text{nnz}_2(A)}$. □

As it is known, the inequalities of Chebyshev and Markov are generally tight. We can say more by noting that the random variables are bounded in magnitude. Therefore, we can use Hoeffding's inequality to get a tighter tail bound. For proofs of Theorem 1 see the corresponding references.

Theorem 1 (Hoeffding's Inequality [16, 82]). *Let Z_1, \dots, Z_n be independent, bounded and centered random variables, that is $|Z_i| \leq \alpha_i$ and $\mathbb{E}[Z_i] = 0$. Then,*

$$\Pr\left[\left|\sum_{i=1}^n Z_i\right| > t\right] \leq 2 \exp\left(-\frac{t^2}{2 \sum_{i=1}^n \alpha_i^2}\right).$$

To apply Hoeffding's inequality, it suffices to derive the appropriate centered random variables. To that end, let $Z_i = Y_i - \mathbb{E}Y_i = \epsilon_i w_i - q w_i = (\epsilon_i - q) w_i$. Clearly, $Z_i \in [-q w_i, (1-q) w_i] \Rightarrow |Z_i| \leq (1-q) w_i = \alpha_i$ if we assume that $q \leq 1/2$.

Lemma 2. *Let Y_i , A and S be the same as in Lemma 1 and $Z_i = Y_i - \mathbb{E}Y_i$. The following hold*

$$\Pr\left[\left|\sum_{i=1}^n Z_i\right| > (1-q)\sqrt{2\text{nnz}_2(A) \log n}\right] \leq \frac{2}{n},$$

$$\Pr\left[\left|\sum_{i=1}^n Z_i\right| > \mu\sqrt{2\left(\frac{1-q}{q}\right)^2 \log n}\right] \leq \frac{2}{n}.$$

Proof. Since Z_i are independent, centered, and bounded, we can directly use Hoeffding's inequality. This gives

$$\Pr \left[\left| \sum_{i=1}^n Z_i \right| > t \right] \leq 2 \exp \left(-\frac{t^2}{2(1-q)^2 \text{nnz}_2(A)} \right).$$

Setting $t = (1-q)\sqrt{2\text{nnz}_2(A) \log n}$ gives the first inequality. For the second inequality, we set $t = \delta\mu$, where $\mu = q\text{nnz}(A)$ and $\delta > 0$. This gives

$$\Pr \left[\left| \sum_{i=1}^n Z_i \right| > \delta\mu \right] \leq 2 \exp \left(-\frac{\delta^2 \mu^2}{2(1-q)^2 \text{nnz}_2(A)} \right) = 2 \exp \left(-\frac{\delta^2 q^2 \text{nnz}^2(A)}{2(1-q)^2 \text{nnz}_2(A)} \right).$$

Note that $1 \leq \frac{\text{nnz}^2(A)}{\text{nnz}_2(A)} \leq n$, since these two quantities are simply the norms $\|w\|_2^2$ and $\|w\|_1^2$ where w is a n -dimensional vector containing all w_i . Moreover, $q/(1-q) = \frac{B/r}{(1-B/r)} = \frac{B}{r-B} \in [1/(r-1), 1]$ for $B \in [1, r/2]$. Therefore the failure probability can be further bounded as

$$2 \exp \left(-\frac{\delta^2 q^2 \text{nnz}^2(A)}{2(1-q)^2 \text{nnz}_2(A)} \right) \leq 2 \exp \left(-\frac{\delta^2 q^2}{2(1-q)^2} \right).$$

Setting $\delta = \frac{1-q}{q} \sqrt{2 \log n}$ concludes the proof for the last inequality. \square

This implies that, for a fixed subset of $[r]$ with size B , large fluctuations in the corresponding workload have small probability to occur. We have finally left to analyze the behaviour over all p processors. The analysis is finalized by taking a union bound over p sets, with $q = B = r/p$ rows in each set. We summarize in the following lemma.

Lemma 3. *Let A, S be the same as in Lemma 1. If we use p processors to perform the multiplication SA , by assigning $B = r/p$ distinct rows of S on each processor, then the following hold:*

1. *Each processor will execute $O(\text{nnz}(A)/p)$ operations in expectation,*
2. *the bounds of Lemma 2 hold for all processors at the same time with probability at least $1 - \frac{2p}{n}$.*

Proof. The expectation comes directly from Lemma 1. For the tail, we simply take the union bound of success probabilities of p distinct fixed sets. \square

We conclude the analysis of CountSketch data structures with the following theorem.

Theorem 2. *Given a sparse tall-and-skinny matrix A , the Block-COO-CountSketch and Block-Column-CountSketch data structures satisfy all conditions of Definition 4 deterministically, except Condition (2b), which is satisfied in expectation and it is well centered with high probability based on Lemma 3.*

2.5 Gaussian sketching

Unlike other sketching transforms, Gaussian projections have been well studied not only in theory but also in practice, most notably for computing randomized least squares preconditioners [72, 64]. The description that we provide here is very similar to the aforementioned works. If A is dense we can directly use BLAS routines to compute the product. If A is sparse in CSR format, one can take advantage of the sparsity as described in Algorithm 4. To parallelize, each process is assigned a block of rows of G , say G_p , and computes the entire product $G_p A$. In this manner, there are no write conflicts and no need for synchronization during execution, while each process executes the same number of operations. However, as well noted in [64], it is crucial to use a fast algorithm for generating Gaussian random variables, otherwise the total performance might be overwhelmed by this operation.

Algorithm 4 Parallel sketch of a CSR matrix with a Gaussian matrix.

Require: CSR Matrix $A \in \mathbb{R}^{n \times d}$, integer m , number of processors p .

Ensure: $C = GA$, where G is a $m \times n$ Gaussian matrix.

```

1: Set  $b = \left\lceil \frac{m}{p} \right\rceil$ .
2: for  $t = 1, \dots, p$  do ▷ parallel for
3:   Set  $b_t = \min\{b, n - (t - 1)b\}$ .
4:   Allocate vector  $g$  of size  $b_t$ .
5:   for  $k = 1, \dots, n$  do
6:     Set new i.i.d elements in  $g$  from  $\mathcal{N}(0, 1)$ .
7:     for  $h = A.I_k, \dots, A.I_{k+1}$  do
8:       for  $i = tb + 1, \dots, tb + b_t$  do
9:         Denote  $j = A.J_h$ .
10:         $C_{i,j} = C_{i,j} + g_i \times A.V_h$ .
11:   Free  $g$ .
```

3 Gram matrix and Euclidean row norms

Given a sparse matrix $A \in \mathbb{R}^{n \times d}$, the computation of the Gram matrix $A^\top A$ is a fundamental operation in various applications. This can be performed with standard general sparse matrix multiplication algorithms, based on Gustavson’s algorithm [43] or more recent proposals [14, 18]; see also [50, Chapters 13 and 14] for a review. However, most works focus on the general case $C = AB$ where the inputs A, B are distinct sparse matrices,⁹ and the resulting matrix is also sparse, and therefore they consider efficient access patterns and sparsity structures for C . Here, instead, we consider the special case of the Gramian $A^\top A$ when A is tall-and-skinny. The task, in general, is not easy, and this has been recognized in several implementations and software libraries for sparse matrix computations [73, 37]. From a theoretical perspective, the fastest known sequential algorithms are based on the concept of fast matrix multiplication. As it is known, two general rectangular dense matrices $A \in \mathbb{R}^{m \times k}$ and $B \in \mathbb{R}^{k \times n}$ can be multiplied in $O(mnk^{\omega-2})$, where $\omega < 2.37286$ is the best known bound for the exponent of square matrix multiplication [5]. Analogous results exist for explicitly rectangular matrix multiplication [40] and for sparse matrix multiplication [87]. Outer-product based algorithms that are considered in this work might be asymptotically “slower”, however, they are simple to analyze and work well in practice.

A key observation is that when A is sufficiently tall, then the resulting Gram matrix will most likely be dense. This assumption greatly simplifies the complexity of efficient algorithms. In fact, there is a remarkably simple algorithm to perform this operation which is optimal in the sense that it performs $\Theta(R)$ scalar multiplications, where R is the number of required scalar multiplications to be performed by any standard inner-product or outer-product based algorithm (see also [50, Section 1.4.3]). We list this algorithm in Algorithm 5. Notably, at the time of writing,

Algorithm 5 CSR Gram.

Require: CSR Matrix $A \in \mathbb{R}^{n \times d}$, row-major matrix $B \in \mathbb{R}^{d \times d}$.

Ensure: $B \leftarrow A^\top A$.

```

1: for  $i = 1, \dots, n$  do
2:   for  $k = A.I_i, \dots, A.I_{i+1}$  do
3:     for  $j = A.I_i, \dots, A.I_{i+1}$  do
4:       Denote  $i' = A.J_k$  and  $j' = A.J_j$ .
5:        $B_{i',j'} = B_{i',j'} + A.V_k \times A.V_j$ .
```

none of the following scientific software libraries, all of which include sparse matrix components, provide function calls targeting this specific operation: Eigen [42], SPARSKIT [73], CombBLAS [19], SciPy [83], IBM® ESSL [44],¹⁰

⁹Some recent works [7, 38] are focused on multiplying A by its transpose, albeit for dense matrices.

¹⁰IBM and the IBM logo are trademarks of International Business Machines Corporation, registered in many jurisdictions worldwide. Other

Ginkgo [6], CSparse [32]. It appears that the only available implementations of this operation are the Intel MKL [46] `mk1_sparse_?_spmm` and `mk1_sparse_?_syrd` methods, which are closed-source and the actual implementation used is not available. Algorithm 5 is simple and optimal in terms of operations. However, due to the irregular sparsity patterns of the outer products formulation, it is not straightforward to implement it in parallel.

3.1 Parallel Gram 1: A memory efficient algorithm

We describe a memory-efficient parallel variant of Algorithm 5, which requires no additional memory for intermediate results and no communication between processors. The Algorithm works as follows: each processor t is assigned a predefined range $\mathcal{T} = [i_1, i_2]$, $1 \leq i_1 \leq i_2 \leq d$, of rows of A^\top and computes the product $B_{\mathcal{T},:} \leftarrow (A^\top)_{\mathcal{T},:} A$. However, since the matrix A is stored in CSR, and therefore A^\top is stored in CSC, the processors do not have constant time access to the rows of A^\top . Each processor needs to filter out the rows that it needs to discard. That is, for each row $i \in [n]$ of A , each processor must check which column indices of that row belong in the range \mathcal{T} . A sequential search runs in $O(\text{nnz}(A_{i,:}))$, summing up to $O(\sum_{i=1}^n \text{nnz}(A_{i,:})) = O(\text{nnz}(A))$. However, if column indices of each row are sorted in an ascending or descending order, which is the case for CSR, then search can be performed in a binary fashion to yield a total of $O(\sum_{i=1}^n \max\{1, \log(\text{nnz}(A_{i,:}))\}) = \Omega(n)$ and $O(n \log d)$. Moreover, unless the distribution of nonzeros of A among the rows and the columns is highly imbalanced, or more specifically, if each row has $\tilde{\Theta}(\text{nnz}(A)/n)$ nonzeros and each column has $\tilde{\Theta}(\text{nnz}(A)/d)$ nonzeros, then the time complexity of the actual multiplication operation is $\tilde{\Theta}(\text{nnz}_2(A)/p)$. This means that the time complexity of the Algorithm is $\tilde{\Theta}(n + \text{nnz}_2(A)/p)$, which is close to the desired $O(\text{nnz}_2(A)/p)$. As shown in the experimental evaluation, the algorithm scales adequately even for matrices with $\sim 4\%$ non-zeros.

Algorithm 6 Parallel CSR Gram with no additional memory requirements and no communication.

Require: CSR Matrix $A \in \mathbb{R}^{n \times d}$, row-major matrix $B \in \mathbb{R}^{d \times d}$, scalars α, β , number of processors p .

Ensure: $B \leftarrow \alpha A^\top A + \beta B$.

```

1: if  $\beta \neq 1$  then
2:   for  $i = 1, \dots, d$  do                                      $\triangleright$  parallel for
3:     for  $i = 1, \dots, d$  do
4:        $B_{i,j} = \beta B_{i,j}$ .
5: if  $\alpha \neq 0$  then
6:   Set  $b = \lfloor \frac{n}{p} \rfloor$ .
7:   for each processor  $t = 1, \dots, p$  do                        $\triangleright$  parallel for
8:     for  $i = 1, \dots, n$  do
9:       for  $k = A.I_i, \dots, A.I_{i+1}$  do
10:         $i' = A.J_k$ 
11:        if  $i' \in [(t-1)b + 1, \min\{tb, n\}]$  then
12:          Set  $\gamma = \alpha \times A.V_k$ 
13:          for  $h = I_i, \dots, I_{i+1}$  do
14:             $B_{i',A.J_h} = B_{i',A.J_h} + \gamma \times A.V_h$ .

```

3.2 Parallel Gram 2: A faster algorithm

Faster algorithms can be derived if additional memory is available to store temporary results. One such algorithm can proceed by splitting the matrix A in row blocks, assigning each processor to compute the Gram matrix of one row block, storing it locally in a dense matrix, and ultimately summing all the partial results. This algorithm requires pd^2 additional storage for intermediate results. A similar analysis to the one of the previous section, shows that for any matrix with $\tilde{O}(\text{nnz}(A)/n)$ nonzeros per row, each processor in Algorithm 7 will compute the corresponding Gram matrix of the rows that it was assigned in $\tilde{O}(\text{nnz}_2(A)/p)$ steps. Thereafter, the partial results will be summed

product and service names might be trademarks of IBM or other companies. A current list of IBM trademarks is available on ibm.com/trademark.

in $p \times (d^2/p) = d^2$ steps, therefore, the total time complexity of the algorithm is $\tilde{O}(\text{nnz}_2(A)/p + d^2)$. For the tall-and-skinny case, i.e. when $n \gg d^2$, this algorithm has a much smaller time complexity than Algorithm 6. In future work, it would be of interest to also take I/O into account, in the spirit of recent research [56, 55].

Algorithm 7 Parallel CSR Gram based on row partitioning.

Require: CSR Matrix $A \in \mathbb{R}^{n \times d}$, row-major matrix $B \in \mathbb{R}^{d \times d}$, scalars α, β , number of processors p .

Ensure: $B \leftarrow \alpha A^\top A + \beta B$.

```

1: if  $\beta \neq 1$  then
2:   for  $i = 1, \dots, d$  do                                     ▶ parallel for
3:     for  $j = 1, \dots, d$  do
4:        $B_{i,j} = \beta B_{i,j}$ .
5: if  $\alpha \neq 0$  then
6:   Set  $b = \left\lceil \frac{n}{p} \right\rceil$ .
7:   Set  $c = \left\lceil \frac{d}{p} \right\rceil$ .
8:   for each processor  $t = 1, \dots, p$  do                       ▶ parallel for
9:     Allocate  $B^t \in \mathbb{R}^{d \times d}$  and set each element to 0.
10:    Denote  $\mathcal{T} = [(t-1)b + 1, \min\{tb, n\}]$ .
11:    Denote  $A^t = A_{\mathcal{T},:}$ .
12:    Compute  $B^t \leftarrow (A^t)^\top A^t$  using Algorithm 5.
13:    # Barrier: Synchronize all processors                       ▶ Reduction Step
14:    Denote  $\mathcal{R} = [(t-1)c + 1, \min\{tc, d\}]$ .
15:    for  $k = 1, \dots, p$  do
16:      Update  $B_{\mathcal{R},:} \leftarrow B_{\mathcal{R},:} + B_{\mathcal{R},:}^k$ .

```

3.3 Computing Euclidean row norms

We next describe an algorithm for computing the squared row norms of the matrix product $C = AB$. As we will see, this is a computational kernel in advanced algorithms for leverage scores computation, with A being the matrix whose leverage scores are sought, while B is an “orthogonalizer” for A , i.e. it is such that AB forms an (exact or approximate) orthonormal basis for $\text{range}(A)$. A naive approach to compute the row norms is to first compute the product $C = AB$ and then compute the squared euclidean row norms. An alternative approach that has the same complexity but lower memory requirements is to avoid precomputing the product and instead, iterate over the rows of A , computing $\|(e_i^\top A)B\|$ and storing only the final result. For sparse matrices, there is an even better approach, achieving $O(\text{nnz}_2(A))$ complexity, instead of $O(\text{nnz}(A)d)$; cf. [78, Lemma 2.1].

Algorithm 8 performs this operation for a sparse CSR input matrix and achieves the desired $O(\text{nnz}_2(A))$ number of operations. There are no write conflicts during execution and therefore the outer loop can be fully parallelized. In our implementation, to improve load balancing, we do not restrict a specific list of rows for each process to compute. Instead, we let each process choose a new element of x to compute once it has finished its previous computation.

4 Applications

We next demonstrate some example applications of the proposed methods. We note that the high level algorithms that we will describe are parallel variants of algorithms that have already been discussed in the literature. We thus omit details related to the proofs of correctness and statistical guarantees and refer the reader to the corresponding publications.

Algorithm 8 Parallel squared row norms of the product of a CSR matrix with a dense row-major matrix.

Require: CSR Matrix $A \in \mathbb{R}^{n \times d}$, dense row-major matrix $B \in \mathbb{R}^{d \times r}$, scalars α, β .

Ensure: $x \leftarrow \alpha q + \beta x$, where q is a vector containing the squared Euclidean norms of the rows of AB .

```

1: if  $\beta \neq 1$  then
2:   for  $i = 1, \dots, n$  do                                     ▶ parallel for
3:      $x_i = \beta x_i$ .
4: if  $\alpha \neq 0$  then
5:   Compute  $\tilde{B} = BB^\top$ .                                       ▶ with standard BLAS xGEMM.
6:   for  $i = 1, \dots, n$  do                                       ▶ parallel for
7:     Set  $\tilde{x} = 0$ .
8:     for  $k = A.I_i, \dots, A.I_{i+1}$  do
9:       Set  $\gamma = \alpha \times A.V_k$ .
10:      for  $j = A.I_i, \dots, A.I_{i+1}$  do
11:        Denote  $i' = A.J_j$  and  $j' = A.J_k$ .
12:         $\tilde{x} = \tilde{x} + \gamma \times A.V_j \times \tilde{B}_{i',j'}$ .
13:       $x_i = x_i + \tilde{x}$ .

```

4.1 Column subset selection

In Algorithm 9 we describe an algorithm to select a subset of k columns of a tall-and-skinny matrix. A practical choice is to use $m \approx 2d$ rows for G and $r \approx d^2$ rows for S to achieve decent speed as well as approximation guarantees. We refer to [23, 17, 10, 24, 77, 78] for more details. Hereafter, by A_k we denote the best rank- k approximation of A in the 2-norm.

Algorithm 9 Parallel column subset selection with CountGauss. [78, Algorithm 4.2]

Require: CSR Matrix $A \in \mathbb{R}^{n \times d}$.

- 1: Compute $B = GSA$ with Algorithm 3 with $m \approx 2d$ and $r \approx d^2$.
 - 2: Run a pivoted QR on B to obtain a permutation matrix P .
 - 3: Use the first k columns of P to select the “top- k ” columns of A .
-

4.2 Least squares regression

In Algorithm 10 we describe a direct least squares solver based on Algorithm 7. In this case $A^\top A$ is explicitly formed and its pseudoinverse is used to compute the solution of the least squares problem.

Algorithm 10 Parallel least squares regression via Gram pseudoinverse.

Require: CSR Matrix $A \in \mathbb{R}^{n \times d}$.

- 1: Compute $B = A^\top A$ with Algorithm 6.
 - 2: Compute $V, \Sigma, V^\top = \text{svd}(B)$. ▶ Truncate if needed.
 - 3: Compute $c = A^\top b$.
 - 4: **return** $x = V\Sigma^\dagger V^\top c$.
-

In Algorithm 11 we describe a direct least squares solver based on Algorithm 3. Such algorithms in the literature are often referred as “sketch-and-solve”. In this case we first sketch the matrix $(A \ b)$ to a smaller size using a sketching matrix S which satisfies the OSE property and then directly solve the least squares problem $\arg \min_x \|SAx - Sb\|$. In this case the solution is approximate. For further details see [75, 35, 67, 85].

In Algorithm 12 we describe an iterative least squares solver, based on building a preconditioner for $A^\top A$ using Algorithm 3 and then using a preconditioned iterative method to solve the least squares problem. Such algorithms

Algorithm 11 Approximate least squares solution with CountGauss.

Require: CSR Matrix $A \in \mathbb{R}^{n \times d}$.

- 1: Compute $(\tilde{A} \quad \tilde{b}) = GS(A \quad b)$ with Algorithm 3.
 - 2: Compute $U, \Sigma, V^T = \text{svd}(\tilde{A})$. ▷ Truncate if needed
 - 3: **return** $x = V\Sigma^\dagger U^T \tilde{b}$.
-

in the literature have been referred as “sketch-and-precondition”. m denotes the number of rows of the Gaussian embedding G , and r denotes the number of rows of the CountSketch matrix S (note that r is also the number of columns of G). By choosing $m = 0$, then only the CountSketch transform will be applied on A , e.g. only SA will be computed, ignoring G . Practical combinations for m and r are $m \approx 2d$ and $r \approx d^2$ ([64, 78]) or even $m = 0$ and $r \approx 2d$ [31]; see [72, 35, 8, 64, 70] for more details on sketching algorithms for least squares regression.

Algorithm 12 Parallel preconditioned iterative least squares with CountGauss.

Require: Matrix $A \in \mathbb{R}^{n \times d}$.

- 1: Compute $B = GSA$ with Algorithm 3.
 - 2: Compute $U, \Sigma, V^T = \text{svd}(B)$. ▷ Truncate if needed.
 - 3: Compute $N = V\Sigma^{-1}$.
 - 4: Solve $y^* = \arg \min_y \|ANy - b\|$ with a parallel preconditioned iterative method.
 - 5: **return** $x = Ny^*$.
-

4.3 Leverage scores

Using the basic algorithms of Sections 2 and 3 we can describe parallel algorithms for leverage scores. For details on accuracy and parameter selection we refer the reader to [78, §5]. Algorithm 13 computes the exact leverage scores by first computing the Gram matrix and then using its pseudoinverse as an orthogonalizer for A . Algorithm 14 first selects a subset of columns using Algorithm 9. Algorithms 15 and 16 return approximate solutions and are suited for dense matrices.

Algorithm 13 Parallel leverage scores via Gram pseudoinverse.

Require: Matrix $A \in \mathbb{R}^{n \times d}$.**Ensure:** leverage scores θ_i of A over its dominant k -subspace.

- 1: Compute $B = A^T A$ using Algorithm 7.
 - 2: Compute $V, \Sigma^2, V^T = \text{svd}(B)$. ▷ Truncate if needed.
 - 3: Compute $\theta_i = \|e_i^T AV\Sigma^{-1}\|^2, i \in [n]$ using Algorithm 8.
 - 4: **return** θ_i .
-

5 Software: the pylspack package

An implementation of the proposed algorithms, whose core is written in C++ and parallelized with OpenMP [30] for multithreading and SIMD directives, is publicly available on Github. Python bindings are also provided, compatible with standard numerical data structures of NumPy and SciPy. We list the basic endpoints of the Python API with a short description. Hereafter, `csr_matrix` refers to `scipy.sparse.csr_matrix` data structure, `ndarray` refers to `numpy.ndarray`, `C_CONTIGUOUS` is a `ndarray` stored in row-major ordering and `F_CONTIGUOUS` is in column-major ordering. The size of the input matrix A in all of the following descriptions is $n \times d$.

`csrcgs(A, m, r)`: Given a `csr_matrix` A and integers m and r , compute the product GSA where G is a $m \times r$ matrix

Algorithm 14 Parallel leverage scores of A_k based on [78, Algorithm 5.3]

Require: matrix $A \in \mathbb{R}^{n \times d}$.**Ensure:** $\tilde{\theta}_i(A_k)$, approximate leverage scores of A_k where $k \leq d$ (exact if $k = \text{rank}(A)$).

- 1: Select k columns in $A_{:, \mathcal{K}}$ using Algorithm 9.
 - 2: Compute $\tilde{\theta}_i, i \in [n]$ using Algorithm 13 on $A_{:, \mathcal{K}}$.
 - 3: **return** $\tilde{\theta}_i$.
-

Algorithm 15 Approximate leverage scores via sketched SVD. Parallel variant of [25, 36, 67].

Require: matrix $A \in \mathbb{R}^{n \times d}$ with $\text{rank}(A) = d$.**Ensure:** $\tilde{\theta}_i$, approximate leverage scores of A .

- 1: Construct and populate a $O(\frac{d^2}{\epsilon^2}) \times d$ CountSketch S .
 - 2: Compute $\tilde{A} = SA$ with Algorithm 2.
 - 3: Compute $\tilde{U}, \tilde{\Sigma}, \tilde{V}^\top = \text{svd}(\tilde{A})$.
 - 4: Set Π a $d \times O(\log n / \epsilon^2)$ scaled Gaussian matrix.
 - 5: Compute $X = \tilde{V} \tilde{\Sigma}^{-1} \Pi$.
 - 6: Compute $\tilde{\theta}_i = \|e_i^\top AX\|_2^2, \forall i \in [n]$ using Algorithm 8.
 - 7: **return** $\tilde{\theta}_i$.
-

with standard normal random elements scaled by $1/\sqrt{m}$ and S is a $r \times n$ CountSketch transform (by setting $m = 0$, only SA is computed and returned). The result is C_CONTIGUOUS. This is an implementation of Algorithm 3.

`csrjlt(A, m)`: Given a `csr_matrix` A and an integer m , compute the product GA where G is as above. The result is F_CONTIGUOUS ndarray. This is an implementation of Algorithm 4.

`csrrk(α, A, β, C)`: Given scalars α and β , a `csr_matrix` A and a C_CONTIGUOUS ndarray C , computes $C \leftarrow \alpha A^\top A + \beta C$ (C is updated inplace). This is an implementation of Algorithm 7.

`csrsqn(α, A, B, β, x)`: Given scalars α and β , a `csr_matrix` A and a C_CONTIGUOUS ndarray B , computes $x \leftarrow \alpha y + \beta x$, where y is a vector of size n containing the squared Euclidean norms of the rows of the matrix $C = AB$. Neither C nor y are formed explicitly. This is an implementation of Algorithm 8.

`rmcgs(A, m, r)`: Same as `csrcgs`, but A a C_CONTIGUOUS ndarray in this case. This method implements a variant of Algorithm 3 tuned for a C_CONTIGUOUS input matrix.

`rmsqn(α, A, B, β, x)`: Same as `csrsqn`, but in this case A is a C_CONTIGUOUS ndarray. This is a memory efficient implementation of Algorithm 8 tuned for dense A .

The OpenMP behaviour is fully controllable via the standard environment variables such as `OMP_NUM_THREADS` and `OMP_PLACES`. Based on the aforementioned functions as well as the ones provided by SciPy and NumPy, the package also contains implementations for column subset selection and leverage scores as described the previous sections. Function calls for least squares solvers and preconditioning are not explicitly available, but they can be easily derived using just a few calls of the existing ones. For the following functions, A can be either a `csr_matrix` or a C_CONTIGUOUS ndarray.

Algorithm 16 Approximate leverage scores, parallel variant of [78, Algorithm 5.6]

Require: matrix $A \in \mathbb{R}^{n \times d}$.**Ensure:** $\tilde{\theta}_i(A_k)$, approximate leverage scores of A_k , where $k \leq d$.

- 1: Select k columns in $A_{:, \mathcal{K}}$ using Algorithm 9.
 - 2: Compute $\tilde{\theta}_i$ using Algorithm 15 on $A_{:, \mathcal{K}}$.
 - 3: **return** $\tilde{\theta}_i$.
-

Table 1: Implementation characteristics for the basic algorithms of the pylspack package. Here $A \in \mathbb{R}^{n \times d}$, m and r are input parameters and p is the number of OpenMP threads. $|\text{int}|$ and $|\text{double}|$ denote the number of words required to store integers and double precision floating point numbers respectively.

operation	flops	rng	aux memory
csrsgs	$\text{nnz}(A) + n + (2r - 1)md$	$mr \times \text{randn} + n \times \text{randi} + n \times \text{randb}$	$pd \times \text{int} + (m + d)d \times \text{double} $
csrjlt	$2\text{nnz}(A)m$	$mn \times \text{randn}$	$m \times \text{double} $
csrrk	$2\text{nnz}_2(A) + \text{nnz}(A) + d^2$	-	-
csrrk	$2\text{nnz}_2(A) + \text{nnz}(A) + d^2$	-	-
csrsqn	$3\text{nnz}_2(A) + \text{nnz}(A) + 2n + (2r - 1)d^2$	-	-
rmcgs	$nd + n + (2r - 1)md$	$mr \times \text{randn} + n \times \text{randi} + n \times \text{randb}$	$pd \times \text{int} + (m + d)d \times \text{double} $
rmsqn	$2ndr - nr$	-	-

`sample_columns(A, rcond, m, r)`: Select a subset of columns of A based on Algorithm 9. Here m and r define the parameters for the underlying call to `csrsgs/rmcgs`, and `rcond` is used as a threshold for the small singular values to determine the numerical rank k and the subspace dimension.

`ls_via_inv_gram(A, rcond)`: Compute the leverage scores of the best rank- k approximation of A , which is determined based on `rcond`. This is an implementation of Algorithm 13.

`ls_via_sketched_svd(A, rcond, m, r1, r2)`: Approximately compute the leverage scores of the best rank- k approximation of A using `rmcgs/csrsgs`. Here $m, r1, r2$ define the sketching dimensions. This is an implementation of Algorithm 15.

`ls_hrn_exact(A, rcond, m, r)`: Approximate the leverage scores of A using `sample_columns` as a first step and then calling `ls_via_inv_gram` on the selected column subset. This is an implementation of Algorithm 14.

`ls_hrn_approx(A, rcond, m, r, m_ls, r1_ls, r2_ls)`: Approximate the leverage scores of A using `sample_columns` as a first step and then calling `ls_via_sketched_svd` on the selected column subset. This is an implementation of Algorithm 14.

In Table 1 we list the number of flops that are required per operation as well as the memory requirements for temporary storage (“aux memory” column) and the total of random numbers that need to be generated during execution (“rng” column).

5.1 Pseudo-random number generation

For pseudo-random number generation, we used existing methods from STL and in particular:

- `default_random_engine + bernoulli_distribution` for `randb`,
- `mt19937 + uniform_int_distribution` for `randi`,
- `mt19937_64 + normal_distribution` for `randn`.

Each thread constructs its own random engine object, instantiated with a different seed based on the thread id. The current version of the code uses this simple solution which also avoids any external dependencies. In future work we plan to consider specialized parallel random number generators, like the Random123 library [74] which is used by Skylark.

5.2 Unit Testing

`pylspack` is accompanied with an extensive test suite. Each kernel is tested for a large variety of possible input parameters, input sizes and sparsity patterns, both random and deterministic. All kernels are evaluated in terms of the (forward) floating point errors, while the random projection kernels are also tested with respect to their ability to satisfy certain criteria, e.g. ϵ -OSE/JL. For the advanced algorithms, namely for leverage scores computation, column subset selection, rank computation, there are also more advanced tests, i.e., it is tested that the rank approximation

method is actually returning the correct rank. Respectively, the leverage scores computation algorithms are tested in terms of their ability to satisfy the probabilistic approximation guarantees, and the column subset selection algorithms in terms of their “rank-revealing” properties. In the automated pipelines, we test all configurations possible from the combination of the following: two different compilers, three different Python versions, single threaded and multi-threaded execution. We used the `pytest` Python package in order to facilitate our tests.

6 Experiments

We next compare the performance of the `pylspack` with existing state-of-the-art numerical libraries. Specifically, we compare the sketching methods with the corresponding ones provided in `Scikit-learn` and `Skylark`. `Scikit-learn` was installed via `Pypi`, while `Skylark` was installed with the provided installer scripts from the main website.¹¹ For the computation of the Gram matrix we compare with the `SciPy` built-in functions as well as with the `mkl_sparse_?_syrkd` method of Intel MKL. Note, however, that as of the time of writing there exist no official Python bindings for Intel MKL. For our experiments we used the ones available publicly through the `sparse_dot_mkl` Python package [39]. Hereafter, we will refer to the Python package of `Scikit-learn` as `sklearn`, the Python package of `Skylark` as `skylark`, and the Python package of `SciPy` as `scipy`. In general, we will use normal font to refer to the project names, and typescript for the respective Python packages. We need to note that `pylspack` is parallel by design and exploits multithreading. This is not the case with most components of the packages we are comparing with. This is an advantage of `pylspack`. In the interest of fairness, this will be taken into account in the experimental evaluations. We installed `pylspack`, `sklearn`, `scipy` and `sparse_dot_mkl` inside the same Python 3 environment, such that they share the same dependencies, e.g. `SciPy`, `NumPy`, `OpenBLAS` etc. `Skylark` is implemented in Python 2 and it is shipped with its own Python 2 environment, including all the dependencies. Therefore, unavoidably, the `skylark` package is linked with different dependencies than the other libraries. MKL, which is used as the backend of `sparse_dot_mkl`, was installed via the official Anaconda repositories of Intel.

We perform four different types of experiments, by grouping together methods that perform similar tasks. In all cases we compare the performance for sparse input matrices, and, where applicable, we also compare for dense input matrices. The experiments were conducted on a machine with 128 GB of RAM and one single-socket AMD EPYC processor, with 16 physical cores and supporting up to 2 hyperthreads per core, that is a total of 32 parallel threads.

6.1 Test matrices and parameters

For all experimental setups, we test two different matrix sizes (same size both for sparse and dense). The first matrix size is $2,097,152 \times 512$, and its sparse version has 5% density, that is, 95% of its elements are zero. In terms of dimensions, this latter sparse matrix has similar characteristics to the “TinyImages” matrix [78, 64], originating from the TinyImages dataset [80]. Although `pylspack` primarily targets tall-and-skinny matrices, to better appreciate its performance we also conduct experiments with “shorter-and-wider” matrices of size $131,072 \times 8,192$, one dense and the other sparse with density 2.5%. All the matrices used in the experiments are listed in Table 2.

For the sketching methods, we define a parameter $k \leq d$, which is the dimension of the target subspace to be approximated. This is in order to evaluate performance when one is interested in approximating only the leading k -dimensional subspace of the input matrix, rather than the full column subspace; cf. [85, 65]. Moreover, the shorter-and-wider matrix does not fulfill the size requirements for a `CountSketch` subspace embedding, since $(8,192)^2 \gg 131,072$.¹² For the tall matrix, we choose $k = d = 512$, while for the shorter-and-wider matrix we choose $k = 100$. We used the `pytest-benchmark` Python package to facilitate our experiments. Each method is run 15 times, split in 3 rounds of 5 iterations per round. In Table 3 we summarize the names/acronyms that we will use to refer to the different methods considered.

¹¹<https://xdata-skylark.github.io/libskylark/https://xdata-skylark.github.io/libskylark/>

¹²Even by relaxing the subspace embedding requirement of `CountSketch` from d^2 to $100d$, for the $131,072 \times 8,192$ sized matrix we have that $100d = 100 \times 8,192 \gg 131,072$.

Table 2: Matrices used in experiments. n is the number of rows and d is the number of columns.

Description	n	d	density
Tall dense	2,097,152	512	fully dense
Short dense	131,072	8,192	fully dense
Tall sparse	2,097,152	512	5% nonzeros
Short sparse	131,072	8,192	2.5% nonzeros

Table 3: Names and acronyms used for different methods in the experiments. For multithreading, skylark requires sparse storage in the CSC format.

name/acronym	actual function	multithreaded
csrrk	pylspack.linalg_kernels.csrrk	yes (CSR)
csrjlt	pylspack.linalg_kernels.csrjlt	yes (CSR)
csrcgs	pylspack.linalg_kernels.csrcgs	yes (CSR)
csrsqn	pylspack.linalg_kernels.csrsqn	yes (CSR)
JLT	skylark.sketching.JLT	yes (CSC)
CWT	skylark.sketching.CWT	yes (CSC)
GRP	sklearn.random_projection.GaussianRandomProjection	no
SRP	sklearn.random_projection.SparseRandomProjection	no
GM-MKL	sparse_dot_mkl.gram_matrix_mkl, Python wrapper for mkl_sparse_?_syrkd	yes

6.2 Gaussian sketching

The first type of experiment concerns Gaussian random projections. The following methods are compared: `csrjlt`, `GRP` and `JLT`. We run the experiments for sparse input matrices which are stored in the CSR format in the case of `pylspack` and `sklearn`, and in the CSC format in `skylark`. In all cases the output is stored as a dense matrix. In Figure 3 we plot the runtimes for the aforementioned methods over 1, 2, 4, 8, 16 and 32 threads. Up to 16 threads there is one thread per physical core. For 32 threads, two hyperthreads per core are launched. For both matrices, the number of rows m of G is set to be equal to $2k$, where k is the dimension of the target subspace to be approximated. For the tall matrix, we set $k = d = 512$, while for the short matrix the target dimension is set to $k = 100$. Method `csrjlt` is clearly faster than both of the other methods and scales better as the number of threads increases. We also observe that, for the tall matrix, the `JLT` method is slightly faster on a single thread, but its performance recedes as the number of threads increases. For the short matrix, `csrjlt` shows a performance degradation at $p = 4$ threads. This is attributed to the processor architecture and the sparse, memory-bound nature of the sparse matrix multiplication. Such phenomena can occur once the threads start sharing higher cache levels, especially for such short total runtimes. To address such issues, however, is beyond the scope of this paper.

6.3 Sparse sketching

We next compare the corresponding routines of the `sklearn`, `skylark` and `pylspack` Python packages for sparse sketching, namely `csrcgs`, `CWT` and `SRP`. All methods perform the computation of the product SA where S is a sparse random projection matrix with r rows, and A is the input matrix. The first two implement a CountSketch transform, while the third method implements a sparse Rademacher type of transform for S . For this type of experiment we consider both sparse and dense matrices. For dense matrices, `rmcgs` is used instead of `csrcgs`. The number of rows r of S is set to be equal to $10k$, where k is the target dimension that needs to be approximated. For the tall matrix we set $k = d = 512$, while for the short matrix we set $k = 100$.

For both the sparse and the dense input matrices, and for all matrix sizes, the methods of `pylspack` are faster than the other methods and scale better over the number of threads. In particular, for the maximum 32 threads, it is faster by more than one order of magnitude. We recall, however, that the methods of `sklearn` are not multithreaded, and that `skylark` targets distributed computations rather than shared memory parallelism.

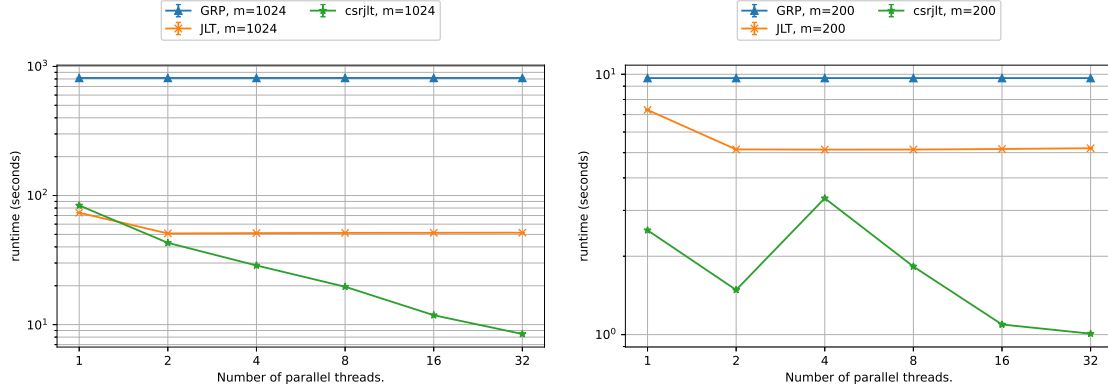


Figure 3: Runtime comparison for Gaussian random projections. Each method computes the product GA , where A is the input matrix and G is a Gaussian matrix. m denotes the number of rows of G . **Left:** Tall sparse matrix with size $2M \times 512$ and density $\sim 5\%$. **Right:** Sparse rectangular matrix with size $131K \times 8K$ and density $\sim 2.5\%$.

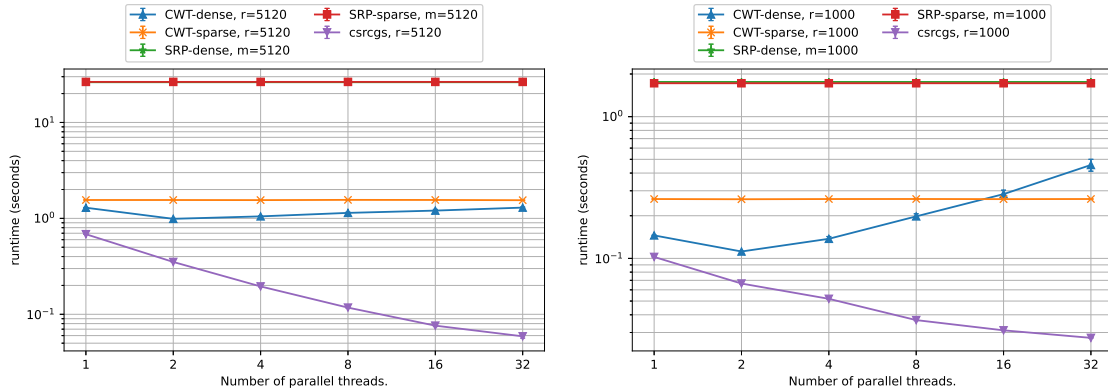


Figure 4: Runtime comparison for sparse random projections. Each method computes the product SA , where A is a sparse input matrix and S is a CountSketch matrix for `csrsgs` and for CWT, while for SRP it is a sparse Rademacher transform. r denotes the number of rows of S . The “-sparse” and “-dense” suffixes in the legend denote that the output is stored in dense/sparse format, respectively. **Left:** Tall sparse matrix with size $2M \times 512$ and density $\sim 5\%$. **Right:** Sparse rectangular matrix with size $131K \times 8K$ and density $\sim 2.5\%$.

6.4 Multi-level sketching

We next consider the computation of the product GSA where A is the input matrix, S is a sparse projection as above, and G is a Gaussian random projection. Both sparse and dense matrices are considered for these experiments. We compare the method `csrsgs/rmcgs` from `pylspack` for sparse/dense inputs accordingly. For `sklearn`, we first apply SRP on the input and then GRP on the result. Similarly, for `skylark` we first apply CWT on the input matrix and then JLT on the result. r denotes the number of rows of S as well as the columns of G , and m denotes the number of rows of G . As in the previous experiments, we define k to be the dimension of the target subspace. For the tall matrix we set $k = d = 512$, and for the short matrix we set $k = 100$. We then set $r = 100k$ for the rows of S and $m = 2k$ for the rows of G . `csrsgs` and `rmcgs` are many times faster and scale a lot better over the number of threads as compared to the other methods. Moreover, they are much more memory efficient because of their batched

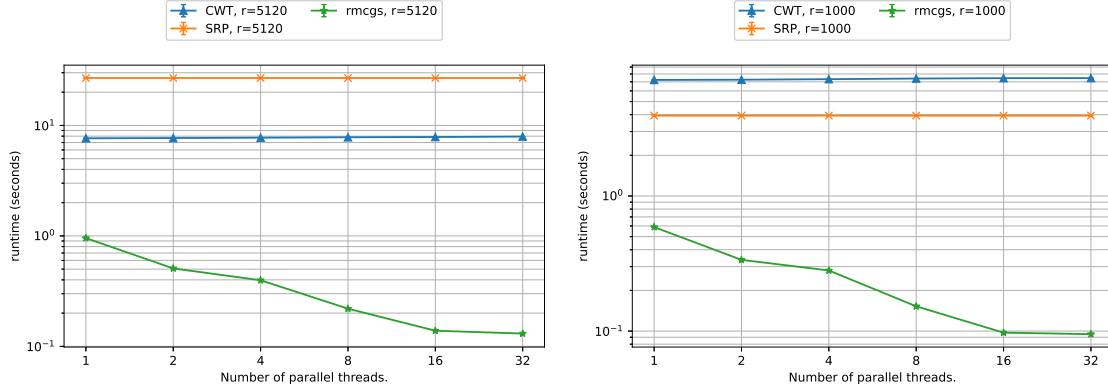


Figure 5: Runtime comparison for sparse random projections. Each method computes the product SA , where A is a dense input matrix and S is a CountSketch matrix for `csr`cgcs and for CWT, while for SRP it is a sparse Rademacher transform. r denotes the number of rows of S . **Left:** Tall dense matrix with size $2M \times 512$. **Right:** Dense rectangular matrix with size $131K \times 8K$.

organization, which requires only $O(pd + md)$ storage for intermediate results, instead of $O(rd)$ that is required by the other two methods. For the tall matrix, SA requires roughly $51200 \times 512 \times 8/10^6 \approx 200$ MB, while `csr`cgcs/`rmcgs` require about $1024 \times 512 \times 8/10^6 \approx 4.2$ MB. For the short matrix, at 32 threads, hyperthreading takes place, the threads need to share resources, and the performance of `csr`cgcs/`rmcgs` deteriorates. We attribute this to the dense matrix-multiplication operation used by the aforementioned methods, which we opted to implement ourselves instead of relying on external libraries introducing unnecessary dependencies, which we felt were not justified. Indeed, note, that the runtime in this case is only about 300 ms.

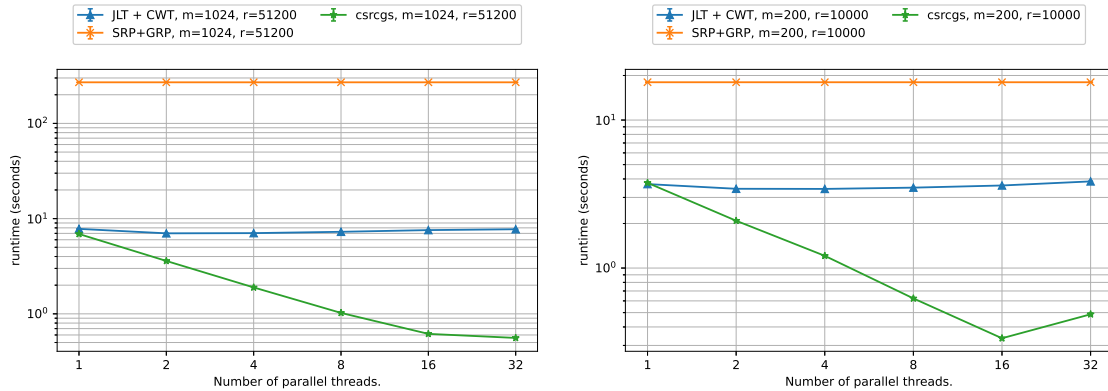


Figure 6: Runtime comparison for combined sparse and Gaussian random projections. Each method computes the product GSA , where A is a sparse input matrix, S is a CountSketch matrix for `csr`cgcs and for CWT, while for SRP it is a sparse Rademacher transform, and G is a Gaussian matrix. r denotes the number of rows of S (and the number of columns of G), and m denotes the number of rows of G . All the resulting matrices are stored in dense format. **Left:** Tall sparse matrix with size $2M \times 512$ and density $\sim 5\%$. **Right:** Sparse rectangular matrix with size $131K \times 8K$ and density $\sim 2.5\%$.

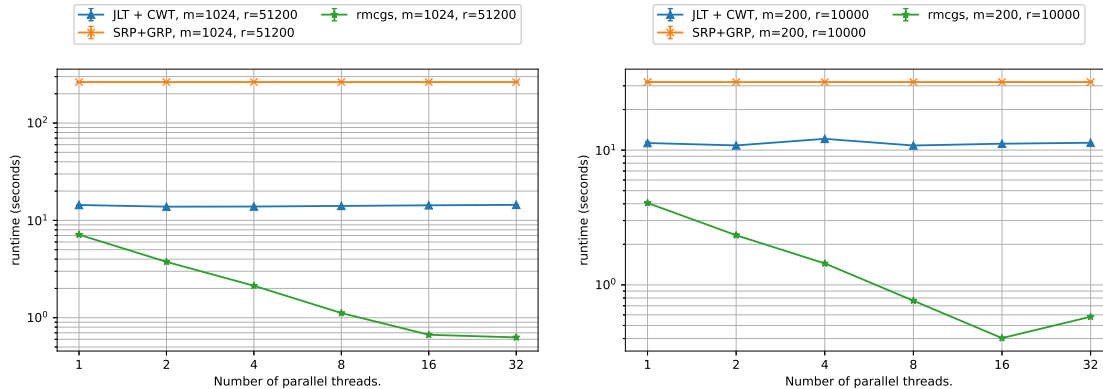


Figure 7: Runtime comparison for combined sparse and Gaussian random projections. Each method computes the product GSA , where A is a dense input matrix, S is a CountSketch matrix for `csrsgs` and for `CWT`, while for `SRP` it is a sparse Rademacher transform, and G is a Gaussian matrix. r denotes the number of rows of S (and the number of columns of G), and m denotes the number of rows of G . All the resulting matrices are stored in dense format. **Left:** Tall dense matrix with size $2M \times 512$. **Right:** Dense rectangular matrix with size $131K \times 8K$.

6.5 Gram matrix computation

We next compare SciPy, `sparse_dot_mkl` and `pylspack` for the computation of the Gramian $A^T A$ when A is sparse. Results are shown in Figure 8. We also opt to plot the performance of `csrsgn` in the same figure because even though `csrsgn` corresponds to a different operation, the runtimes are of the same magnitude. SciPy does not offer the possibility to store the resulting matrix as a dense matrix. `sparse_dot_mkl` offers both sparse and dense output. We will refer as GM-MKL-sparse to the GM-MKL method for the sparse output case, and as GM-MKL-dense for the same method for dense output.

The performance plots in this case are quite intriguing. For both the tall and the short matrix, the GM-MKL-dense method displays a performance degradation starting from two threads. This indicates that the single-threaded and multi-threaded implementation of that specific function are substantially different. For the tall matrix, the single threaded execution is faster than the multi-threaded, even for 16 and 32 threads. On the other hand, the GM-MKL-sparse method behaves much better. Interestingly, the built-in matrix multiplication method of `scipy` is only slightly slower than this method for the single-threaded case, for both matrices. For the short matrix, `scipy` is interestingly slightly faster than GM-MKL-dense and than `csrsk`. For the tall-and-skinny case, `csrsk` is by far the fastest method, being over one order of magnitude faster than the others for 32 threads, even the highly optimized ones of Intel MKL. This arguably proves that a dedicated implementation for the computation of the Gramian for tall-and-skinny matrices is well justified. `csrsk` also exhibits good performance for the short matrix, though in this case, GM-MKL-sparse method is about twice as fast, while the scaling behaviour of both methods is similar. It is worth noting, however, that the output matrix is dense, thus storing it using a sparse format, as in GM-MKL-sparse, entails significant redundancy. We conclude that that `csrsk` should be the method of choice when the resulting Gramian is expected to be dense.

7 Conclusions

We described parallel algorithms and data structures for Gaussian and CountSketch random projection methods as well as the computation of the Gram matrix and their application to column subset selection, leverage scores and least squares regression. We have shown that the proposed methods can be implemented efficiently and provided detailed description of our open source `pylspack` Python package. We showed that the algorithms scale well on a shared memory machine and that they can outperform other existing open-source and vendor libraries for the same tasks in terms of both performance and memory requirements.

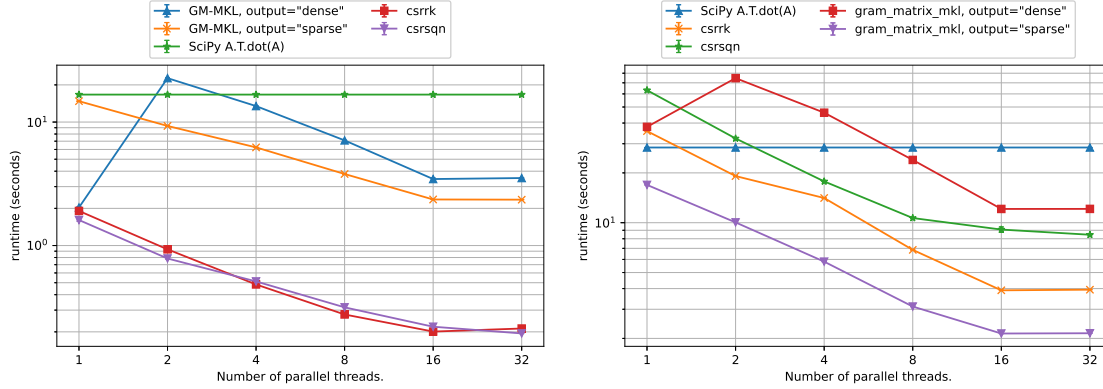


Figure 8: Runtime comparison for the computation of the Gramian $A^T A$ of a sparse input matrix A (csrsqn performs a different operation, but it is added in this plot as it has similar complexity). The built-in multiplication of SciPy returns the result in sparse format. **Left:** Tall sparse matrix with size $2M \times 512$ and density $\sim 5\%$. **Right:** Sparse rectangular matrix with size $131K \times 8K$ and density $\sim 2.5\%$.

For the sketching operation with a CountSketch matrix, we showed that large fluctuations in the expected workload distribution among processors occur with only small probability. These results can provide the basis for a more detailed analysis of load balancing and the design of more aggressive algorithms addressing this issue. Other topics that could be considered for future improvements are specialized compression schemes [53, 54] for the sparse matrices, as well as the choice of random number generators. For standard normal variables, for example, the Ziggurat method [60] can be substantially faster than the STL random number generators; cf. [64].

We conclude with the following observation. As already discussed, to compute the leverage scores, one can compute the Gramian $A^T A$ and its pseudoinverse B , and then compute the row norms of $AB^{\frac{1}{2}}$, all in $O(\text{nnz}_2(A) + d^\omega)$. However, one cannot do the “opposite”, i.e. there is no reduction from the Gramian computation to the computation of leverage scores, or any other reduction in general between the aforementioned problems. In light of recent advances in the Fine-Grained complexity literature [57, 15, 66], finding such reductions would be an interesting and challenging problem.

Acknowledgements

We thank George Kollias for advising us regarding installation and implementation details of Skylark, Zoltan Arnold Nagy for letting us access the necessary computing resources, Yousef Saad for comments on SPARSKIT and Gram matrix computation and Vasilis Georgiou for discussions on SpGEMM and the Ginkgo library. We also thank anonymous reviewers for their comments and criticism which helped improve a previous version of this manuscript.

References

- [1] Dimitris Achlioptas. Database-friendly random projections. In *Proc. 20th ACM Symposium on Principles of Database Systems*, pages 274–281, 2001.
- [2] Nir Ailon and Bernard Chazelle. Approximate nearest neighbors and the fast Johnson-Lindenstrauss transform. In *Proc. 38th ACM Symposium on Theory of Computing*, pages 557–563, 2006.
- [3] Nir Ailon and Edo Liberty. Fast dimension reduction using Rademacher series on dual BCH codes. *Discrete Comput. Geom.*, 42(4):615, 2009.

- [4] Ahmed Alaoui and Michael W Mahoney. Fast randomized kernel ridge regression with statistical guarantees. In C. Cortes, N. Lawrence, D. Lee, M. Sugiyama, and R. Garnett, editors, *Advances in Neural Information Processing Systems*, volume 28. Curran Associates, Inc., 2015.
- [5] Josh Alman and Virginia Vassilevska Williams. A refined laser method and faster matrix multiplication. In *Proc. 2021 ACM-SIAM Symposium on Discrete Algorithms*, pages 522–539. SIAM, 2021.
- [6] Hartwig Anzt, Terry Cojean, Yen-Chen Chen, Goran Flegar, Fritz Göbel, Thomas Grützmacher, Pratik Nayak, Tobias Ribizel, and Yu-Hsiang Tsai. Ginkgo: A high performance numerical linear algebra library. *Journal of Open Source Software*, 5(52):2260, 2020.
- [7] Viviana Arrigoni, Filippo Maggioni, Annalisa Massini, and Emanuele Rodolà. Efficiently parallelizable strassen-based multiplication of a matrix by its transpose. In *Proc. 50th Int’l. Conference on Parallel Processing*, New York, NY, USA, 2021. Association for Computing Machinery.
- [8] H. Avron, P. Maymounkov, and S. Toledo. Blendenpik: Supercharging LAPACK’s least-squares solver. *SIAM J. Sci. Comput.*, 32(3):1217–1236, 2010.
- [9] Haim Avron. Counting triangles in large graphs using randomized matrix trace estimation. In *Workshop on Large-scale Data Mining: Theory and Applications*, volume 10, pages 10–9, 2010.
- [10] Haim Avron and Christos Boutsidis. Faster subset selection for matrices and applications. *SIAM J. Matrix Anal. Appl.*, 34(4):1464–1499, 2013.
- [11] Haim Avron, Kenneth L Clarkson, and David P Woodruff. Faster kernel ridge regression using sketching and preconditioning. *SIAM J. Matrix Anal. Appl.*, 38(4):1116–1138, 2017.
- [12] Haim Avron and Lior Horesh. Community detection using time-dependent personalized pagerank. In *Proc. 32nd Int’l. Conference on Machine Learning*, pages 1795–1803. PMLR, 2015.
- [13] Haim Avron and Vikas Sindhwani. High-performance kernel machines with implicit distributed optimization and randomization. *Technometrics*, 58(3):341–349, 2016.
- [14] Ariful Azad, Grey Ballard, Aydin Buluc, James Demmel, Laura Grigori, Oded Schwartz, Sivan Toledo, and Samuel Williams. Exploiting multiple levels of parallelism in sparse matrix-matrix multiplication. *SIAM J. Sci. Comput.*, 38(6):C624–C651, 2016.
- [15] Mitali Bafna and Nikhil Vyas. Optimal fine-grained hardness of approximation of linear equations. In *Proc. 48th Int’l. Colloquium on Automata, Languages and Programming*. Schloss Dagstuhl-Leibniz-Zentrum für Informatik, 2021.
- [16] Afonso S Bandeira, Amit Singer, and Thomas Strohmer. *Mathematics of Data Science*. Draft: version 0.1, available online, 2020. <https://people.math.ethz.ch/~abandeira/BandeiraSingerStrohmer-MDS-draft.pdf>.
- [17] Christos Boutsidis, Michael W Mahoney, and Petros Drineas. An improved approximation algorithm for the column subset selection problem. In *Proc. 20th ACM-SIAM Symposium on Discrete Algorithms*, pages 968–977, 2009.
- [18] Aydin Buluc and John R Gilbert. On the representation and multiplication of hypersparse matrices. In *2008 IEEE IPDPS*, pages 1–11. IEEE, 2008.
- [19] Aydın Buluç and John R Gilbert. The combinatorial blas: Design, implementation, and applications. *The International Journal of High Performance Computing Applications*, 25(4):496–509, 2011.
- [20] Coralia Cartis, Jan Fiala, and Zhen Shao. Hashing embeddings of optimal dimension, with applications to linear least squares. *arXiv preprint arXiv:2105.11815*, 2021.

- [21] Moses Charikar, Kevin Chen, and Martin Farach-Colton. Finding frequent items in data streams. In *Proc. 29th Int'l. Colloquium on Automata, Languages and Programming*, pages 693–703. Springer, 2002.
- [22] Nadiia Chepurko, Kenneth L Clarkson, Praneeth Kacham, and David P Woodruff. Near-optimal algorithms for linear algebra in the current matrix multiplication time. In *Proc. 2022 ACM-SIAM Symposium on Discrete Algorithms*, pages 3043–3068. SIAM, 2022.
- [23] Ho Yee Cheung, Tsz Chiu Kwok, and Lap Chi Lau. Fast matrix rank algorithms and applications. *J. ACM*, 60(5):1–25, 2013.
- [24] Ali Civril. Column subset selection problem is UG-hard. *J. Comput. System Sci.*, 80(4):849–859, 2014.
- [25] Kenneth L. Clarkson and David P. Woodruff. Low-rank approximation and regression in input sparsity time. *J. ACM*, 63(6):54:1–54:45, January 2017.
- [26] Michael B Cohen. Nearly tight oblivious subspace embeddings by trace inequalities. In *Proc. 27th ACM-SIAM Symposium on Discrete Algorithms*, pages 278–287, 2016.
- [27] Michael B Cohen, Sam Elder, Cameron Musco, Christopher Musco, and Madalina Persu. Dimensionality reduction for k-means clustering and low rank approximation. In *Proc. 47th ACM Symposium on Theory of Computing*, pages 163–172, 2015.
- [28] Michael B Cohen, Yin Tat Lee, Cameron Musco, Christopher Musco, Richard Peng, and Aaron Sidford. Uniform sampling for matrix approximation. In *Proc. 2015 Innovations in Theoretical Computer Science*, pages 181–190, New York, New York, USA, 2015. ACM Press.
- [29] Michael B. Cohen, Cameron Musco, and Christopher Musco. Input sparsity time low-rank approximation via ridge leverage score sampling. In *Proc. 28th ACM-SIAM Symposium on Discrete Algorithms*, pages 1758–1777, 2017.
- [30] Leonardo Dagum and Ramesh Menon. Openmp: an industry standard api for shared-memory programming. *IEEE computational science and engineering*, 5(1):46–55, 1998.
- [31] Yogesh Dahiya, Dimitris Konomis, and David P Woodruff. An empirical evaluation of sketching for numerical linear algebra. In *Proc. 24th ACM SIGKDD Conf. on Knowledge Discovery and Data Mining*, pages 1292–1300, 2018.
- [32] Timothy A. Davis. *Direct Methods for Sparse Linear Systems*. SIAM, jan 2006.
- [33] Michal Dereziński, Jonathan Lacotte, Mert Pilanci, and Michael W Mahoney. Newton-less: Sparsification without trade-offs for the sketched newton update. *Advances in Neural Information Processing Systems*, 34, 2021.
- [34] Michal Dereziński, Zhenyu Liao, Edgar Dobriban, and Michael Mahoney. Sparse sketches with small inversion bias. In *Conference on Learning Theory*, pages 1467–1510. PMLR, 2021.
- [35] P. Drineas, M.W. Mahoney, S. Muthukrishnan, and T. Sarlós. Faster least squares approximation. *Numer. Math.*, 117(2):219–249, oct 2010.
- [36] Petros Drineas, Malik Magdon-Ismail, Michael W Mahoney, and David P Woodruff. Fast approximation of matrix coherence and statistical leverage. *J. Mach. Learn. Res.*, 13(1):3475–3506, 2012.
- [37] Iain S Duff, Michael A Heroux, and Roldan Pozo. An overview of the sparse basic linear algebra subprograms: The new standard from the blas technical forum. *ACM Trans. Math. Softw.*, 28(2):239–267, 2002.
- [38] Jean-Guillaume Dumas, Clement Pernet, and Alexandre Sedoglavic. On fast multiplication of a matrix by its transpose. In *Proc. 45th ISSAC*, pages 162–169, 2020.
- [39] Flatiron Institute. `sparse_dot_mkl`. https://github.com/flatironinstitute/sparse_dot.

- [40] François Le Gall and Florent Urrutia. Improved rectangular matrix multiplication using powers of the coppersmith-winograd tensor. In *Proc. 29th ACM-SIAM Symposium on Discrete Algorithms*, pages 1029–1046. SIAM, 2018.
- [41] Alex Gittens and Michael W Mahoney. Revisiting the Nyström method for improved large-scale machine learning. *Proc. 30th Int’l. Conference on Machine Learning*, 28:567–575, 2013.
- [42] Gaël Guennebaud, Benoît Jacob, et al. Eigen v3. <http://eigen.tuxfamily.org>, 2010.
- [43] Fred G Gustavson. Two fast algorithms for sparse matrices: Multiplication and permuted transposition. *ACM Trans. Math. Softw.*, 4(3):250–269, 1978.
- [44] IBM Corporation. IBM Engineering and Scientific Subroutine Library. <https://www.ibm.com/docs/en/essl>.
- [45] Piotr Indyk and Rajeev Motwani. Approximate nearest neighbors: Towards removing the curse of dimensionality. In *Proc. 30th ACM Symposium on Theory of Computing*, pages 604–613, 1998.
- [46] Intel Corporation. Intel oneAPI Math Kernel Library. <https://www.intel.com/content/www/us/en/developer/tools/oneapi/onemkl.html>.
- [47] William B Johnson and Joram Lindenstrauss. Extensions of Lipschitz mappings into a Hilbert space. *Contemp. Math.*, 26(1):189–206, 1984.
- [48] Daniel M Kane and Jelani Nelson. Sparser Johnson-Lindenstrauss transforms. *J. ACM*, 61(1):1–23, 2014.
- [49] Michael Kapralov, Vamsi Potluru, and David Woodruff. How to fake multiply by a Gaussian matrix. In *Proc. 33rd Int’l. Conference on Machine Learning*, pages 2101–2110, 2016.
- [50] Jeremy Kepner and John Gilbert. *Graph algorithms in the language of linear algebra*. SIAM, 2011.
- [51] G Kollias, H Avron, Y Ineichen, C Bekas, A Curioni, V Sindhwani, and K Clarkson. libskylark: A framework for high-performance matrix sketching for statistical computing. In *Proc. Int’l. Conference for High Performance Computing, Networking, Storage and Analysis (poster)*, 2015.
- [52] Eugenia-Maria Kontopoulou, Gregory-Paul Dexter, Wojciech Szpankowski, Ananth Grama, and Petros Drineas. Randomized linear algebra approaches to estimate the von Neumann entropy of density matrices. *IEEE Trans. Inform. Theory*, 66(8):5003–5021, 2020.
- [53] Kornilios Kourtis, Georgios Goumas, and Nectarios Koziris. Optimizing sparse matrix-vector multiplication using index and value compression. In *Proc. 5th Conf. Comput. Frontiers*, pages 87–96, 2008.
- [54] Kornilios Kourtis, Vasileios Karakasis, Georgios Goumas, and Nectarios Koziris. Csx: an extended compression format for spmv on shared memory systems. *ACM SIGPLAN Notices*, 46(8):247–256, 2011.
- [55] Grzegorz Kwasniewski, Tal Ben-Nun, Alexandros Nikolaos Ziogas, Timo Schneider, Maciej Besta, and Torsten Hoefer. On the parallel i/o optimality of linear algebra kernels: Near-optimal lu factorization. In *Proc. 26th ACM SIGPLAN PPoPP*, pages 463–464, 2021.
- [56] Grzegorz Kwasniewski, Marko Kabić, Maciej Besta, Joost VandeVondele, Raffaele Solcà, and Torsten Hoefer. Red-blue pebbling revisited: near optimal parallel matrix-matrix multiplication. In *Proc. Int’l. Conference for High Performance Computing, Networking, Storage and Analysis*, pages 1–22, 2019.
- [57] Rasmus Kyng, Di Wang, and Peng Zhang. Packing lps are hard to solve accurately, assuming linear equations are hard. In *Proc. 31st ACM-SIAM Symposium on Discrete Algorithms*, pages 279–296. SIAM, 2020.
- [58] Mu Li, Gary L Miller, and Richard Peng. Iterative row sampling. In *54th IEEE Annual Symposium on Foundations of Computer Science*, pages 127–136, 2013.

- [59] Ping Li, Trevor J Hastie, and Kenneth W Church. Very sparse random projections. In *Proc. 12th ACM SIGKDD Conf. on Knowledge Discovery and Data Mining*, pages 287–296, 2006.
- [60] George Marsaglia, Wai Wan Tsang, et al. The Ziggurat method for generating random variables. *J. Stat. Softw.*, 5(8):1–7, 2000.
- [61] Per-Gunnar Martinsson and Joel A Tropp. Randomized numerical linear algebra: Foundations and algorithms. *Acta Numerica*, 29:403–572, 2020.
- [62] Maike Meier and Yuji Nakatsukasa. Fast randomized numerical rank estimation. *arXiv preprint arXiv:2105.07388*, 2021.
- [63] Xiangrui Meng and Michael W Mahoney. Low-distortion subspace embeddings in input-sparsity time and applications to robust linear regression. In *Proc. 45th ACM Symposium on Theory of Computing*, pages 91–100, 2013.
- [64] Xiangrui Meng, Michael A Saunders, and Michael W Mahoney. LSRN: A parallel iterative solver for strongly over-or underdetermined systems. *SIAM J. Sci. Comput.*, 36(2):C95–C118, 2014.
- [65] Raphael A Meyer, Cameron Musco, Christopher Musco, and David P Woodruff. Hutch++: Optimal stochastic trace estimation. In *Symposium on Simplicity in Algorithms (SOSA)*, pages 142–155. SIAM, 2021.
- [66] Cameron Musco, Praneeth Netrapalli, Aaron Sidford, Shashanka Ubaru, and David P Woodruff. Spectrum approximation beyond fast matrix multiplication: algorithms and hardness. In *Proc. 9th Innovations in Theoretical Computer Science 2018*. Schloss Dagstuhl-Leibniz-Zentrum fuer Informatik, 2018.
- [67] Jelani Nelson and Huy L Nguyễn. OSNAP: Faster numerical linear algebra algorithms via sparser subspace embeddings. In *Proc. IEEE Annual Symposium on Foundations of Computer Science*, pages 117–126, 2013.
- [68] Jelani Nelson and Huy L Nguyễn. Sparsity lower bounds for dimensionality reducing maps. In *Proc. 45th ACM Symposium on Theory of Computing*, pages 101–110, 2013.
- [69] F. Pedregosa, G. Varoquaux, A. Gramfort, V. Michel, B. Thirion, O. Grisel, M. Blondel, P. Prettenhofer, R. Weiss, V. Dubourg, J. Vanderplas, A. Passos, D. Cournapeau, M. Brucher, M. Perrot, and E. Duchesnay. Scikit-learn: Machine learning in Python. *J. Mach. Learn. Res.*, 12:2825–2830, 2011.
- [70] Mert Pilanci and Martin J Wainwright. Iterative hessian sketch: Fast and accurate solution approximation for constrained least-squares. *J. Mach. Learn. Res.*, 17(1):1842–1879, 2016.
- [71] Mert Pilanci and Martin J Wainwright. Newton sketch: A near linear-time optimization algorithm with linear-quadratic convergence. *SIAM J. Optim.*, 27(1):205–245, 2017.
- [72] V. Rokhlin and M. Tygert. A fast randomized algorithm for overdetermined linear least-squares regression. *Proc. Natl. Acad. Sci.*, 105:13212–13217, 2008.
- [73] Youcef Saad. Sparskit: A basic tool kit for sparse matrix computations. 1990.
- [74] John K Salmon, Mark A Moraes, Ron O Dror, and David E Shaw. Parallel random numbers: as easy as 1, 2, 3. In *Proc. 2011 Int’l. Conference for High Performance Computing, Networking, Storage and Analysis*, pages 1–12, 2011.
- [75] Tamás Sarlós. Improved approximation algorithms for large matrices via random projections. In *Proc. 47th IEEE Annual Symposium on Foundations of Computer Science*, pages 143–152. IEEE, 2006.
- [76] B Saunders, Arne Storjohann, and Gilles Villard. Matrix rank certification. *Electron. J. Linear Algebra*, 11, 2004.
- [77] Yaroslav Shitov. Column subset selection is NP-complete. *Lin. Alg. Appl.*, 610:52–58, 2021.

- [78] Aleksandros Sobotczyk and Efstratios Gallopoulos. Estimating leverage scores via rank revealing methods and randomization. *SIAM J. Matrix Anal. Appl.*, 42(3):1199–1228, January 2021.
- [79] Daniel A Spielman and Nikhil Srivastava. Graph sparsification by effective resistances. *Proc. 40th ACM Symposium on Theory of Computing*, page 563, 2008.
- [80] Antonio Torralba, Rob Fergus, and William T Freeman. 80 million tiny images: A large data set for nonparametric object and scene recognition. *IEEE Trans. Pattern Anal. Mach. Intell.*, 30(11):1958–1970, 2008.
- [81] Joel A Tropp. Improved analysis of the subsampled randomized Hadamard transform. *Adv. Adaptive Data Anal.*, 3(01n02):115–126, 2011.
- [82] Roman Vershynin. *High-dimensional probability: An introduction with applications in data science*, volume 47. Cambridge University Press, 2018.
- [83] Pauli Virtanen, Ralf Gommers, Travis E Oliphant, Matt Haberland, Tyler Reddy, David Cournapeau, Evgeni Burovski, Pearu Peterson, Warren Weckesser, Jonathan Bright, et al. Scipy 1.0: Fundamental algorithms for scientific computing in python. *Nature methods*, 17(3):261–272, 2020.
- [84] Wei Wang, Minos Garofalakis, and Kannan Ramchandran. Distributed sparse random projections for refinable approximation. In *Proc. 6th IPSN*, pages 331–339, 2007.
- [85] David P Woodruff. Sketching as a tool for numerical linear algebra. *Found. Trends Theor. Comput. Sci.*, 10(1-2):1–157, 2014.
- [86] Jiyan Yang, Xiangrui Meng, and Michael W Mahoney. Implementing randomized matrix algorithms in parallel and distributed environments. *Proceedings of the IEEE*, 104(1):58–92, 2015.
- [87] Raphael Yuster and Uri Zwick. Fast sparse matrix multiplication. *ACM Trans. Algorithms*, 1(1):2–13, 2005.
- [88] Qian Zuo and Hua Xiang. A quantum-inspired algorithm for approximating statistical leverage scores. *arXiv preprint [arXiv:2111.08915](https://arxiv.org/abs/2111.08915)*, 2021.