

Provable and Efficient Continual Representation Learning

Yingcong Li Mingchen Li M. Salman Asif Samet Oymak
University of California, Riverside
{yli6920,mli1760,sasif@ece.,oymak@ece.}@ucr.edu

Abstract

In *continual learning* (CL), the goal is to design models that can learn a sequence of tasks without catastrophic forgetting. While there is a rich set of techniques for CL, relatively little understanding exists on how representations built by previous tasks benefit new tasks that are added to the network. To address this, we study the problem of *continual representation learning* (CRL) where we learn an evolving representation as new tasks arrive. Focusing on zero-forgetting methods where tasks are embedded in subnetworks (e.g., PackNet), we first provide experiments demonstrating CRL can significantly boost sample efficiency when learning new tasks. To explain this, we establish theoretical guarantees for CRL by providing sample complexity and generalization error bounds for new tasks by formalizing the statistical benefits of previously-learned representations. Our analysis and experiments also highlight the importance of the order in which we learn the tasks. Specifically, we show that CL benefits if the initial tasks have large sample size and high “representation diversity”. Diversity ensures that adding new tasks incurs small representation mismatch and can be learned with few samples while training only few additional nonzero weights. Finally, we ask whether one can ensure each task subnetwork to be efficient during inference time while retaining the benefits of representation learning. To this end, we propose an inference-efficient variation of PackNet called Efficient Sparse PackNet (ESPN) which employs joint channel & weight pruning. ESPN embeds tasks in channel-sparse subnets requiring up to 80% less FLOPs to compute while approximately retaining accuracy and is very competitive with a variety of baselines. In summary, this work takes a step towards data and compute-efficient CL with a representation learning perspective. GitHub page: <https://github.com/ucr-optml/CtRL>

1 Introduction

Continual learning (CL) or lifelong learning aims to build a model for a non-stationary and never-ending sequence of tasks, without access to previous or future data [74, 14, 61]. The main challenge in CL is that a standard learning procedure usually results in performance reduction on previously trained tasks if their data are not available. The phenomenon is termed as *catastrophic forgetting* [56, 38, 63].

Importance of continual learning in real-life inference and decision making scenarios led to a rich set of CL techniques [15, 78]. However, the theoretical principles of continual learning is relatively less understood and the progress is under-whelming compared to the algorithmic advances despite recent progress (see [8, 17, 45]). In this work, for the first time, we investigate the problem of *Continual Representation Learning* (CRL) to answer

*What are the statistical benefits of previous feature representations for learning a new task?
Can we build an insightful theory explaining empirical performance?*

Our key contribution is addressing both questions affirmatively. We develop our algorithms and theory for architecture-based zero-forgetting CL which includes PackNet [54], CPG [33], and RMN [85]. These methods eliminate forgetting by training a sub-network for each task and freezing the trained parameters. At a high level, all of these methods inherently have the potential of continual representation learning by allowing new tasks to reuse the frozen feature representations built for earlier tasks. However, quantifying the empirical benefits/performance

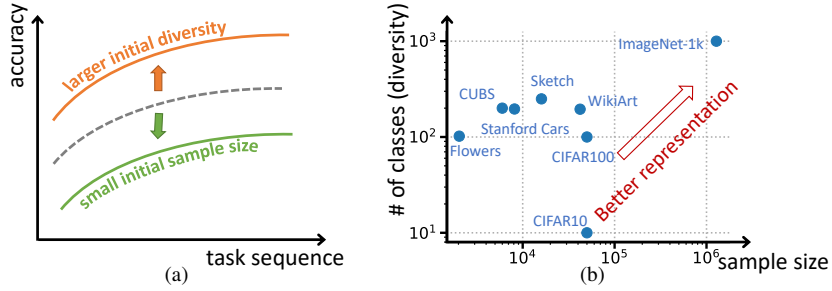


Figure 1: We show that task diversity and sample size are two essential factors in continual representation learning. In (a), dashed black curve depicts the test accuracy when CL tasks arrive in random order. The orange and green curves depict the test accuracy when tasks are ordered with decreasing diversity (more diverse first) and increasing sample size (small sample first) respectively. Figure (b) displays the # of classes (a natural proxy for diversity) and sample size for various datasets.

of these representations and building the associated theory have been elusive. We overcome this via innovations in experiment design, theory, and algorithms:

- **Theoretical and empirical benefits of continual representations.** We establish theoretical results and sample complexity bounds for CRL by using tools from empirical process theory. Within our model, a new task uses frozen feature map ϕ_{fz} of previous tasks and learns an additional task-specific representation ϕ_{new} . For PackNet [54], ϕ_{fz} corresponds to all the nonzero weights so far and ϕ_{new} is the nonzeros allocated to the new task, thus ϕ_{fz} requires a lot more data to learn. Our theory (see Section 4.2) explains (1) how the new task can reuse the frozen feature map to greatly reduce the sample size and (2) how to quantify the representational compatibility between old and new tasks. Specifically, we fully avoid the statistical cost of learning ϕ_{fz} and replace it with a “representational mismatch” term between the new task and frozen features. We also extend our results from a single task to learning a sequence of tasks by quantifying the aggregate impact of finite data on representation ϕ_{fz} which evolves as new tasks arrive (deferred to appendix).

An important conclusion is that ideally frozen representation ϕ_{fz} should contain **diverse and high-quality features** so that it has small *mismatch* with new tasks. This is consistent with the results on transfer learning [76] and motivates the following CL principle supported by our experiments:

First learn diverse and large-data tasks so that their representations help upcoming tasks.

Indeed, we show in Fig. 3a that a new task with small data achieves significantly higher accuracy if it is added later in the task sequence (so that ϕ_{fz} becomes more diverse). Then, we show in Fig. 3b that choosing the first task to be diverse (such as ImageNet) helps all the downstream tasks. Finally, we show in Fig. 3c that it is better to first learn tasks with large sample sizes to ensure high-quality features. Our results on the importance of task order also relate to curriculum learning [7] where the agent gets to choose the order tasks are learned. However, instead of curriculum learning, which aims to learn one task from easy to hard, our work is based on a more general continual learning setup. Our conclusion on task diversity provides a new perspective on the learning order of curriculum learning that we should first learn more representative tasks instead of an easier task.

- **Algorithms for inference-efficient CRL.** Zero-forgetting CL methods often need a large neural network (dubbed as supernet) to load numerous tasks into subnetworks, or dynamically expand the model to avoid forgetting [15]. Thus, CL/CRL may incur a large computational cost during inference. This leads us to ask whether one can retain the accuracy benefits of CRL while ensuring that each new task utilizes an **inference-efficient** sub-network, thus achieving the best of both worlds. We quantify inference-efficiency via floating point operations (FLOPs) required to compute the task subnetwork. To this end, we propose Efficient Sparse PackNet (ESPN) algorithm (Fig. 2). In a nutshell, ESPN guarantees inference-efficiency by incorporating a channel-pruning stage within PackNet-style approaches. Via extensive evaluations, we find that, ESPN incurs minimal loss of accuracy while greatly reducing FLOPs (as much as 80% in our SplitCIFAR-100 experiments, Table 1).

In summary, this work makes key contributions to continual representation learning from empirical, theoretical, and algorithmic perspectives. In the remainder of the paper, we discuss related work, detail our empirical and theoretical findings on CRL, and present the ESPN algorithm and its evaluations.

2 Related Work

Our contributions are closely related to the representation learning theory as well as continual learning methods.

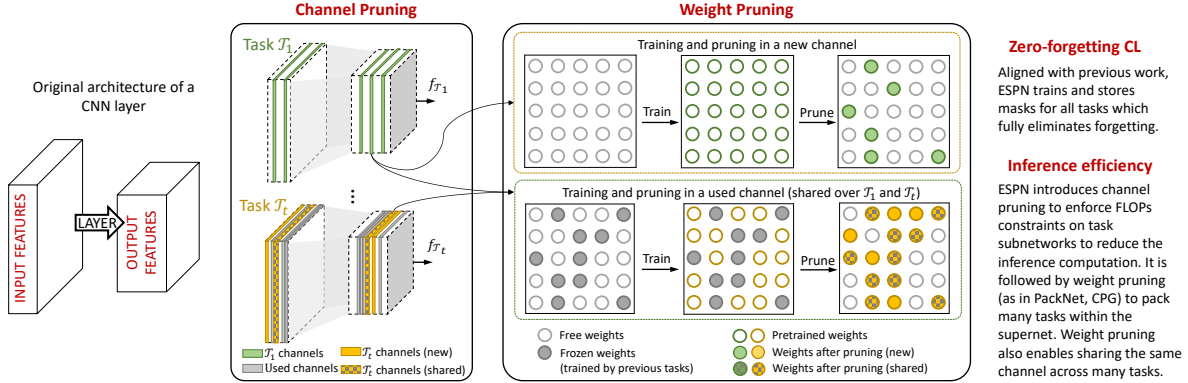


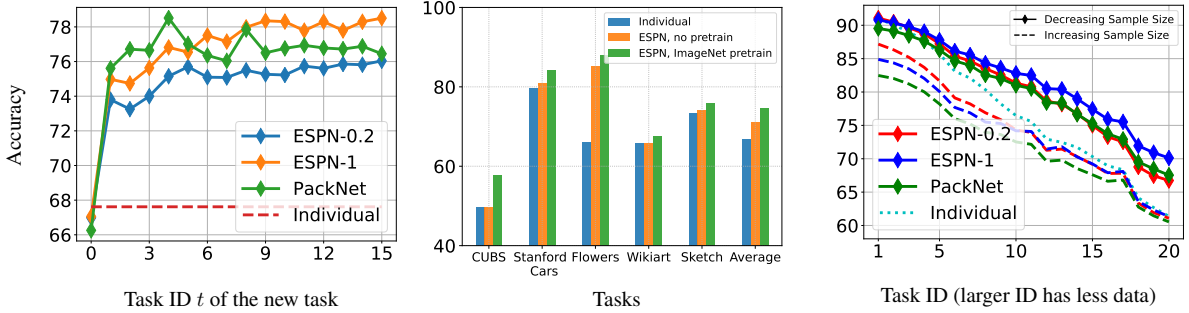
Figure 2: This figure summarizes our ESPN algorithm that infuses inference efficiency in PackNet-style CL techniques by jointly pruning channels and weights. **Left side** displays the input and output feature tensors of a convolutional layer of the original supernet architecture. **Right side** depicts adding two tasks into the network. **Channel pruning** over the input and output features of T_1 to T_t is used to enforce FLOPs constrained by selecting a few channels out of the total channels (Green and Yellow planes in the network). We remark that used filters can be selected again and shared by multiple tasks to enable representation sharing. **Weight Pruning** depicts the evolution of the sub-filters within channels as we add more tasks. Weight pruning within sub-networks enables the sub-filters to be shared across tasks. For each task, we firstly train all free weights on the task data (Green/Yellow rings). After training, we use magnitude pruning to sparsify sub-filters on the entire filter including frozen weights (Gray circles). For T_t , since some channels are shared with previous tasks, the Gray circles are frozen and only the Yellow rings are trained. However during pruning, we consider all weights and pick both solid Yellow circles (new weights) from free weights and Yellow mosaic circles (used/shared weights) from frozen weights.

Representation learning theory. The rise of deep learning motivated a growing interest in theoretical principles behind representation learning. Similar in spirit to this project, [55] provides generalization bounds for representation-based transfer learning in terms of the Rademacher complexities associated with the source and target tasks. Some of the earliest works towards this goal include [6] and linear settings of [50, 64, 81, 11]. More recent works [30, 51, 39, 65, 85, 24, 26, 86, 18, 76, 75, 55, 3, 13, 72] consider variations beyond supervised learning, concrete settings or established more refined upper/lower performance bounds. There is also a long line of works related to model agnostic meta-learning [22, 16, 4, 36]. Unlike these works, we consider the CL setting where tasks arrive sequentially and establish how the representations learned by earlier tasks help learning the new tasks with fewer samples and better accuracy.

Continual learning. A number of methods for continual and lifelong learning have been proposed to tackle the problem of catastrophic forgetting. Existing approaches can be broadly categorized into three groups: replay-based [48, 9], regularization-based [38, 34], and architecture-based methods [90]. Recent work [67] explores statistical challenges associated with continual learning in terms of the relatedness across tasks through replay-based strategies. In comparison, we focus on the benefits of representation learning and establish how representation built for previous tasks can drastically reduce the sample complexity on new tasks in terms of representation mismatch without access to past data. Another key difference is that our analysis allows for learning multiple sequential tasks rather than a single task. In our work, consistent with our theory, we focus on zero-forgetting CL [54, 33, 53, 84, 35, 77], which is a sub-branch of architecture-based methods and completely eliminates forgetting. [33, 35, 54] train a sub-network for each task and implement zero-forgetting by freezing the trained parameters, while [53] trains masks only over pretrained model. Inspired by [66], SupSup [84] trains a binary mask for each task while keeping the underlying model fixed at initialization. However in order to embed the super-network with many tasks or to achieve acceptable performance over a masked random network, sufficiently large networks are needed. Additionally, without accounting for the network structure, the inference-time compute cost of these networks is high even for simple tasks. Our proposed method is designed to overcome these challenges. In addition to achieving zero-forgetting, our algorithm also provides efficient inference in terms of FLOPs.

3 Efficient Sparse PackNet (ESPN) Algorithm

We will use PackNet and ESPN throughout the paper to study continual representation learning. Thus, we first introduce the high-level idea of our ESPN algorithm which augments PackNet. Suppose we have a single model referred to as supernet and a sequence of tasks. Our goal is to train and find optimal sparse sub-networks within the supernet that satisfy both FLOPs and sparsity restrictions without any performance reduction or



(a) Learning the small task later down the line helps noticeably. Here, we first learn $t - 1$ SplitCIFAR100 tasks continually with full datasets and add task t with a small dataset.

(b) Very diverse initial tasks boost all downstream tasks. Here, Green bars continually learn (CUBS to Sketch) with ImageNet as first task, whereas Orange bars are without.

(c) Learning large sample tasks first enables building better representations for future small tasks. Here, solid curves train large tasks first whereas dashed curves train small tasks first.

Figure 3: These figures show motivating empirical findings on how representations of earlier tasks help new tasks in continual learning (see Sec. 4.1 for further discussion). ESPN- γ is our inference-efficient algorithm (Sec. 3) and with $\gamma = 0.2$, each task requires only 20% compute during inference. In Section 4.2 we develop theoretical analysis and provable guarantees for CRL to shed light on these findings.

forgetting of earlier tasks. Figure 2 illustrates our proposed algorithm. We propose a joint channel and weight pruning strategy in which FLOPs constraint (in channel pruning) is important for efficient inference and sparsity constraint (in weight pruning) is important for *packing* all tasks into the network even for a large number of tasks T . In essence, ESPN equips PackNet-type methods with inference-efficiency using an innovative FLOP-aware channel pruning strategy. Section 5 and appendix provide implementation details and inference-time evaluations on ESPN.

Notation. ESPN admits FLOPs constraint as an input parameter, which is a critical aspect of the experimental evaluations. Let MAX_FLOPs be the FLOPs required for one forward propagation through the dense supernet. In our evaluations, for $\gamma \in (0, 1]$, we use **ESPN- γ** to denote our CL Algorithm 1 in which each task obeys the FLOPs constraint $\gamma \times \text{MAX_FLOPs}$. Similarly, **Individual- γ** will be the baseline that each task is trained individually (from scratch) on the full supernet while using at most $\gamma \times \text{MAX_FLOPs}$. **Individual** is same as **Individual-1** where we train the whole network without pruning.

4 Empirical and Theoretical Insights for Continual Representation Learning

In this section, we discuss continual learning from the representation learning perspective. We first present our experimental insights which show that (1) features learned from previous tasks help reduce the sample complexity of new tasks and (2) the order of task sequence (in terms of diversity and sample size) is critical for the success of CRL. In Section 4.2, we present our theoretical framework and a rigorous analysis in support of our experimental findings.

4.1 Empirical Investigation of CRL

We further elucidate upon Figure 3 and discuss the role of sample size (for both past and new tasks) and task diversity.

Investigating data efficiency (Fig 3a) A good test to assess benefit of CRL is by constructing settings where new tasks have fewer samples. Consider SplitCIFAR100 for which 100 classes are randomly partitioned into 20 tasks. We partition the tasks into two sets: a continual learning set $\mathcal{D}_{cl} = \{\mathcal{T}_1, \dots, \mathcal{T}_{15}\}$ and a test set $\mathcal{D}_t = \{\mathcal{T}_{16}, \dots, \mathcal{T}_{20}\}$. Test set is used to assess data efficiency and therefore, (intentionally) contains only 10% of the original sample size (250 samples per task instead of 2500). We first train the network sequentially using \mathcal{D}_{cl} via ESPN/PackNet and create checkpoints of the supernet at different task IDs: At time t , we get a supernet trained with $\mathcal{T}_1, \dots, \mathcal{T}_t$, for $t \leq 15$. $t = 0$ stands for the initial supernet without any training. Then we assess the representation quality of different supernet by individually training tasks in \mathcal{D}_t on it. Fig. 3a displays the test accuracy of tasks in \mathcal{D}_t where we used SplitCIFAR100 setting detailed in Sec. 5.1. Figure 3a shows that ESPN-0.2, ESPN-1, and PackNet methods all benefit from features trained by earlier tasks since the accuracy

is above 75% when we use supernet trained sequentially with multiple tasks. In contrast, individual learning trains separate models for each task where no knowledge is transferred; the accuracy is close to 68%. Note that the performance of ESPN gradually increases with the growing number of continual tasks. This reveals its ability to successfully transfer knowledge from previous learned tasks and reduce sample complexity.

Importance of task order and diversity. To study how task order and diversity benefits CL, similar to [54, 33], we use 6 image classification tasks, where ImageNet-1k [42] is the first task, followed by CUBS [80], Stanford Cars [40], Flowers [59], WikiArt [71] and Sketch [19]. Intuitively, ImageNet should be trained first because of its higher diversity. Figure 3b shows the accuracy improvement on the 5 tasks that follow ImageNet pretraining compared to individual training. The results are displayed in Fig. 3b where Green bars are CL with ImageNet as the first task, Orange is CL without ImageNet, and Blue is Individual training. In essence, this shows the importance of initial representation diversity in CL since results with the ImageNet pretraining (Green) are consistently and strictly better than no pretraining (Orange) and Individual (Blue). We note that related findings for zero-forgetting CL have been reported in [33, 53, 54, 53, 77] which further motivates our theory in Sec 4.2. Unlike these works, our experiment aims to isolate the CRL benefit of ImageNet by training other 5 tasks continually without ImageNet. We defer experimental details to the supplementary material.

Importance of sample size. Finally, we show that the sample size is also critical for CRL because one can build higher-quality (less noisy) features with more data. To this end, we devise another experiment based on SplitCIFAR100 dataset. Instead of using original tasks each with 5 classes and 2,500 samples, we train the first task (task ID 1 in Fig. 3c) with 2,500 samples, then decrease the sample size for all the following tasks using the rule $2,500 \times (1/20)^{(\text{ID}-1)/19}$ until the last task (task ID 20 in Fig. 3c) has only 125 training samples. Figure 3c presents the results, where solid curves are obtained by training Task ID 1 to 20 with decreasing sample size, dashed curves are for training Task ID 20 to 1 with increasing sample size, and dotted curves are for individual training where task order does not matter. The accuracy curves are smoothed with a moving average and displayed in the decreasing order from Task ID 1 to 20. The results support our intuition that training large sample tasks first (decreasing order) performs better, as larger tasks build high quality representations that benefit generalization for future small tasks with less data. More strikingly, the dotted Individual line falls strictly between solid and dashed curves. This means that increasing order actually *hurts accuracy* whereas decreasing order *helps accuracy* compared to training from scratch (i.e. no representation). Specifically, decreasing helps (solid > dotted) on the right side of the figure where tasks are small (thanks to good initial representations) whereas increasing hurts on the left side where tasks are large. The latter is likely due to the fact that, adding a large task requires a larger/better subnetwork to achieve high accuracy, however, since we train small tasks first, supernet runs out of sufficient free weights for a large subnetwork.

4.2 Theoretical Analysis and Performance Bounds for Continual Representation Learning

In this section, we provide theoretical analysis to explain how CRL provably promotes sample efficiency and benefits from initial tasks with large diversity and sample size.

We use $\tilde{O}(\cdot)$ to denote equality up to a factor involving at most logarithmic terms. Following our experiments as well as [55], a realistic model for deep representation learning is the compositional hypothesis $f = h \circ \phi$ where $h \in \mathbf{H}$ is the classifier head and $\phi \in \Phi$ is the shared backend feature extractor. In practice, ϕ has many more parameters than h . To model continual learning, let us assume that we already trained a frozen feature extractor $\phi_{\text{frz}} \in \Phi_{\text{frz}}$. Here \mathbf{H} , Φ , Φ_{frz} are the hypothesis sets to learn from. Suppose we are now given a set of T new tasks represented by independent datasets $\mathcal{S}_t = \{(\mathbf{x}_{ti}, y_{ti})\}_{i=1}^N \subset \mathcal{X} \times \mathcal{Y}$, each drawn i.i.d. from different distributions \mathcal{D}_t for $1 \leq t \leq T$. Our goal is to build the hypotheses $(f_t)_{t=1}^T : \mathcal{X} \rightarrow \mathbb{R}$ for these new tasks with small sample size N while leveraging $\phi_{\text{frz}} \in \Phi_{\text{frz}}$.

CRL setting. In a realistic CL setting the new tasks are allowed to learn new features. We will capture this with an *incremental* feature extractor $\phi_{\text{new}} \in \Phi_{\text{new}}$, and represent the hypothesis of each task via the composition $f_t = h_t \circ \phi$ where $\phi = \phi_{\text{new}} + \phi_{\text{frz}}$. For PackNet/ESPN, Φ_{new} corresponds to the free/trainable weights allocated to the new task, ϕ_{frz} corresponds to the trained weights of the earlier tasks and ϕ corresponds to the eventual task subnetwork and its weights. We will evaluate the quality of ϕ (which lies in the Minkowski sum $\Phi_{\text{new}} + \Phi_{\text{frz}}$) with respect to a global representation space Φ which is chosen to be a superset: $\Phi_{\text{new}} + \Phi_{\text{frz}} \subseteq \Phi$. For instance, in PackNet, $\Phi_{\text{new}} + \Phi_{\text{frz}}$ denotes the sparse sub-networks allocated to the tasks whereas Φ corresponds to the full supernet.

This motivates us to pose a CRL problem that builds a continual representation by searching for ϕ_{new} and combining with ϕ_{frz} . Let $\mathbf{h} = (h_t)_{t=1}^T \in \mathbf{H}^T$ denote all T task-specific classifier heads, we solve

$$\begin{aligned} \arg \min_{\substack{\mathbf{h} \in \mathbf{H}^T, \phi_{\text{new}} \in \Phi_{\text{new}} \\ \phi = \phi_{\text{new}} + \phi_{\text{frz}}}} \widehat{\mathcal{L}}(\mathbf{h}, \phi) &:= \frac{1}{T} \sum_{t=1}^T \widehat{\mathcal{L}}_{S_t}(h_t \circ \phi) \\ \text{WHERE } \widehat{\mathcal{L}}_{S_t}(f) &:= \frac{1}{N} \sum_{i=1}^N \ell(y_{ti}, f(\mathbf{x}_{ti})). \end{aligned} \quad (\text{CRL})$$

Intuition: (CRL) aims to learn the task-specific headers \mathbf{h} and the shared incremental representation ϕ_{new} . Let $\mathcal{C}(\cdot)$ be a complexity measure for a function class (e.g. VC-dimension). Intuitions from the MTL literature would advocate that when the total sample size obeys $N \times T \gtrsim TC(\mathbf{H}) + \mathcal{C}(\Phi_{\text{new}})$, then (CRL) would return generalizable solutions $\hat{\mathbf{h}}, \hat{\phi}_{\text{new}}$. This is desirable as in practice ϕ_{frz} is a much more complex hypothesis obtained by training on many earlier tasks. Thus, from continual learning perspective, theoretical goals are:

1. The sample size should only depend on the complexity $\mathcal{C}(\Phi_{\text{new}})$ of the incremental representation rather than the combined complexity that can potentially be much larger ($\mathcal{C}(\Phi_{\text{new}}) + \mathcal{C}(\Phi_{\text{frz}}) \gg \mathcal{C}(\Phi_{\text{new}})$).
2. To explain Figure 3a, we would like to quantify how frozen representation ϕ_{frz} can provably help accuracy. Ideally, thanks to ϕ_{frz} , we can discover a near-optimal ϕ from the larger hypothesis set Φ .
3. Finally, we emphasize that, we add the T new tasks to the network in one round for the sake of cleaner exposition. In appendix, we provide synergistic theory and detailed investigation of the scenario where tasks are learned sequentially in a continual fashion and frozen features ϕ_{frz} evolve as we add more tasks. In a nutshell, this theory explains Figure 3c by quantifying the role of sample size in the quality of continual representations.

Before stating our technical results, we need to introduce a few definitions. To quantify the complexities of the search spaces $\Phi_{\text{new}}, \mathbf{H}$, we introduce *metric dimension* [57], which is a generalization of the VC-dimension [79].

Definition 1 (Metric dimension) Let $\mathcal{G} : \mathcal{Z} \rightarrow \mathcal{Z}'$ be a set of functions. Let $\bar{C}_{\mathcal{Z}} > 0$ be a scalar that is allowed to depend on \mathcal{Z} . Let $\mathcal{G}_{\varepsilon}$ be a minimal-size ε -cover of \mathcal{G} such that for any $g \in \mathcal{G}$ there exists $g' \in \mathcal{G}_{\varepsilon}$ that ensures $\sup_{\mathbf{x} \in \mathcal{Z}} \|g(\mathbf{x}) - g'(\mathbf{x})\|_{\ell_2} \leq \varepsilon$. The metric dimension $\mathcal{C}(\mathcal{G})$ is the smallest number that satisfies $\log |\mathcal{G}_{\varepsilon}| \leq \mathcal{C}(\mathcal{G}) \log(\bar{C}_{\mathcal{Z}}/\varepsilon)$ for all $\varepsilon > 0$.

$\bar{C}_{\mathcal{Z}}$ typically depends only logarithmically on the Euclidean radius of the feature space under mild Lipschitzness conditions, thus, $\bar{C}_{\mathcal{Z}}$ dependence will be dropped for cleaner exposition. In practice, for neural networks or other parametric hypothesis, metric dimension is bounded by the number of trainable weights up to logarithmic factors [5].

Metric dimension will help us characterize the sample complexity. However, we also would like to understand when Φ_{frz} can help. To this end, we introduce definitions that capture the population loss (infinite data limit) of new tasks and the *feature compatibility* between the new tasks and ϕ_{frz} of old tasks. These definitions help decouple the finite sample size N and the distribution of the new tasks.

Definition 2 (Distributional quantities) Define the population (infinite-sample) risk as $\mathcal{L}(\mathbf{h}, \phi) = \mathbb{E}[\widehat{\mathcal{L}}(\mathbf{h}, \phi)]$. Define the optimal risk over representation Φ as $\mathcal{L}^* = \min_{\mathbf{h} \in \mathbf{H}^T, \phi \in \Phi} \mathcal{L}(\mathbf{h}, \phi)$. Note that the optimal risk can always choose the best representations within Φ_{new} and Φ_{frz} since $\Phi_{\text{new}} + \Phi_{\text{frz}} \subseteq \Phi$. Finally, define the optimal population risk using frozen ϕ_{frz} to be $\mathcal{L}_{\phi_{\text{frz}}}^* = \min_{\mathbf{h} \in \mathbf{H}^T, \phi_{\text{new}} \in \Phi_{\text{new}}} \mathcal{L}(\mathbf{h}, \phi)$ s.t. $\phi = \phi_{\text{new}} + \phi_{\text{frz}}$.

Following this, the *representation mismatch* introduced below assesses the suboptimality of ϕ_{frz} for the new task distributions compared to the optimal hypothesis within Φ .

Definition 3 (New & old tasks mismatch) The representation mismatch between the frozen features ϕ_{frz} and the new tasks is defined as

$$\text{MM}_{\text{frz}} = \mathcal{L}_{\phi_{\text{frz}}}^* - \mathcal{L}^*.$$

By construction, MM_{frz} is guaranteed to be non-negative. Additionally, $\text{MM}_{\text{frz}} = 0$ if we choose global space to be $\Phi = \Phi_{\text{new}} + \Phi_{\text{frz}}$ and ϕ_{frz} to be the optimal hypothesis within Φ_{frz} . With these definitions, we have the following generalization bound regarding (CRL) problem. The proof is deferred to appendix.

Theorem 1 Let $\mathbf{h}, \hat{\mathbf{h}}$ denote the set of classifiers $(h_t)_{t=1}^T, (\hat{h}_t)_{t=1}^T$ respectively and $(\hat{\mathbf{h}}, \hat{\phi} = \hat{\phi}_{\text{new}} + \phi_{\text{frz}})$ be the solution of (CRL). Suppose that the loss function $\ell(y, \hat{y})$ takes values on $[0, 1]$ and is Γ -Lipschitz w.r.t. \hat{y} . Suppose that input set \mathcal{X} is bounded and all $\phi_{\text{new}} \in \Phi_{\text{new}}, \mathbf{h} \in \mathbf{H}$, and ϕ_{frz} have Lipschitz constants upper bounded with respect to Euclidean distance. With probability at least $1 - 2e^{-\tau}$, the task-averaged population risk of the solution $(\hat{\mathbf{h}}, \hat{\phi})$ obeys

$$\begin{aligned} \mathcal{L}(\hat{\mathbf{h}}, \hat{\phi}) &\leq \mathcal{L}_{\phi_{\text{frz}}}^* + \sqrt{\frac{\tilde{\mathcal{O}}(TC(\mathbf{H}) + \mathcal{C}(\Phi_{\text{new}}) + \tau)}{TN}}, \\ &\leq \mathcal{L}^* + MM_{\text{frz}} + \sqrt{\frac{\tilde{\mathcal{O}}(TC(\mathbf{H}) + \mathcal{C}(\Phi_{\text{new}}) + \tau)}{TN}}. \end{aligned}$$

In words, this theorem shows that as soon as the total sample complexity obeys $TN \gtrsim TC(\mathbf{H}) + \mathcal{C}(\Phi_{\text{new}})$, we achieve small excess statistical risk and avoid the sample cost of learning ϕ_{frz} from scratch. Importantly, the sample cost $\mathcal{C}(\Phi_{\text{new}})$ of learning the incremental representation is shared between the tasks since per-task sample size N only needs to grow with $\mathcal{C}(\Phi_{\text{new}})/T$. Reusing Φ_{frz} comes at the cost of a prediction bias MM_{frz} arising from the feature mismatch. Also, with access to a larger sample size (e.g. $TN \gtrsim TC(\mathbf{H}) + \mathcal{C}(\Phi)$), new tasks can learn a near-optimal $\phi^* \in \Phi$ from scratch¹. Thus, the benefit of CRL on data-efficiency is most visible when the new tasks have few samples, which is exactly the setting in Figure 3a.

- **Φ_{new} & representation diversity.** Imagine the scenario where ϕ_{frz} is already very rich and approximately coincides with the optimal hypothesis within the global space Φ . This is precisely the ImageNet setting of Figure 3b where even fine-tuning ϕ_{frz} will achieve respectable results. Mathematically, this corresponds to the scenario where Φ_{new} is empty set but the mismatch is $MM_{\text{frz}} \approx 0$. In this case, our theorem reduces to the standard few-shot learning risk where the only cost is learning \mathbf{H} i.e. $\mathcal{L}(\hat{\mathbf{h}}, \hat{\phi}) \leq \mathcal{L}^* + \sqrt{\tilde{\mathcal{O}}(\mathcal{C}(\mathbf{H}))/N}$.

- **MM_{frz} & initial sample size.** Note that ϕ_{frz} is built using previous tasks which has finite samples. The sequential CL analysis we develop in appendix decomposes mismatch as $MM_{\text{frz}} \lesssim MM_{\text{frz}}^* + \tilde{\mathcal{O}}(\mathcal{C}(\Phi_{\text{frz}})/N_{\text{prev}})$ where MM_{frz}^* is the mismatch if previous tasks had $N_{\text{prev}} = \infty$ samples and $\tilde{\mathcal{O}}(\mathcal{C}(\Phi_{\text{frz}})/N_{\text{prev}})$ is the excess mismatch due to finite samples shedding light on Figure 3c.

Our analysis is related to the literature on representation learning theory [55, 39, 85, 18, 26, 76, 3]. Unlike these works, we consider the CL setting and show how the representation learned by earlier tasks provably helps learning the new tasks with fewer samples and how initial representation diversity and sample size benefit CRL. Importantly, we also specialize our general results to neural networks (see Theorem 2 and Appendix B) to obtain tight sample complexity bounds (in the degrees of freedom).

- **Adding tasks sequentially.** Theorem 4 in the appendix also provides guarantees for the practical setting where T tasks are added sequentially to the network. Informally, this theorem provides the following cumulative generalization bound on T tasks (see Line (16))

$$\sum_{t=1}^T \text{“excess risk of task } t\text{”} \leq \sum_{t=1}^T \text{“mismatch of task } t\text{”} + T^2 \times \text{“statistical error per task”}.$$

Here, “mismatch of task t ” is evaluated with respect to earlier $t - 1$ tasks assuming those $t - 1$ tasks have infinite samples. “statistical error per task” is the generalization risk arising from each task having finite samples. In our bound, the growth of statistical error is quadratic in T because when the new task t uses imperfect representations learned by the earlier $t - 1$ tasks (which have finite samples), the statistical error may aggregate. The overall proof idea is decoupling the population risk from empirical risk by defining the ‘mismatch of task t ’ in terms of the landscape of the population loss (see Definition 4).

5 Inference-efficient continual representations via Efficient Sparse PackNet (ESPN)

In this section, we provide an in depth discussion of our ESPN algorithm and evaluate its benefit in inference efficiency. ESPN (Algorithm 1) learns the new sub-network in three phases: pre-training (over all free weights), gradual pruning (to prune weights and channels), and fine-tuning (to refine the new allocated weights). While not shown in Algorithm 1, we also introduce the following innovations.

¹In this statement, we ignore the continual nature of the problem and allow ϕ_{frz} to be overridden for the new tasks if necessary.

• **FLOP-aware pruning.** We propose a FLOP-aware pruning strategy that provides up to 80% FLOPs reduction in our experiments. In practice, Algorithm 1 minimizes a regularized objective $\mathcal{L}_{S_t}(\theta \odot \mathbf{m}) + \mathcal{R}(\Gamma, \mathbf{m})$, with

$$\mathcal{R}(\Gamma, \mathbf{m}) = \sum_{l \in [L]} \lambda_l \|\Gamma_l\|_1, \quad \lambda_l = g(\text{FLOP}_l(\mathbf{m})). \quad (1)$$

Γ_l denotes the channel scores of l^{th} layer, L is the number of layers, and $g(\cdot)$ is a monotonically increasing function. In this manner, channels costing more FLOPs are assigned larger λ_l , pushed towards zero, and subsequently pruned. Additionally, $\text{FLOP}_l(\cdot)$ computes FLOPs of l^{th} layer. Since we use gradual pruning (Line 9 in Algorithm 1), FLOPs are changed over time and λ_l is automatically tuned. In our experiments, we use $g(x) = C\sqrt{x}$ for a proper scaling choice $C > 0$. The evaluation of our FLOP-aware channel pruning algorithm is presented in appendix.

• **Weight allocation.** Inspired by our theoretical finding that CL improves data efficiency, we introduce a simple weight allocation scheme to assign free weights for new task. Let p be the total number of weights and p_{t-1} be the number of used weights after training tasks 1 to $t-1$. Then we assign $\lceil (p - p_{t-1}) \cdot \alpha \rceil$ free weights to task t , where $0 < \alpha < 1$ is the *weight-allocation* level. We emphasize that weight allocation controls the number of new nonzeros allocated to a task. A new task is allowed to use all of the (frozen) nonzeros that are allocated to the previous tasks (as long as FLOPs constraint is not violated). We evaluate the empirical performance of our weight allocation technique in appendix.

5.1 Experimental Setup

We evaluate the performance of our proposed ESPN in terms of accuracy and efficiency metrics on three datasets: SplitCIFAR100, RotatedMNIST, and PermutedMNIST. We compare ESPN to numerous baselines, which include training each task individually, multitask learning (MTL), PackNet [54], CPG [33], RMN [35], and SupSup [84]. The last four methods are zero-forgetting CL methods.

Datasets. SplitCIFAR100, RotatedMNIST and PermutedMNIST are popular datasets for continual learning that we also use in our experiments. We follow the same setting as in [84]. For SplitCIFAR100 dataset, we randomly split CIFAR100 [41] into 20 tasks where each task contains 5 classes, 2500 training samples, and 500 test samples. RotatedMNIST is generated by rotating all images in MNIST by the same degree. In our experiments, we generate 36 tasks with 10, 20, ..., 360 degree rotations and train in a random order. PermutedMNIST dataset is created by applying a fixed pixel permutation to all images, and we created 36 tasks with independent random permutations.

Models and implementation. For SplitCIFAR100, following [48] we use a variation of ResNet18 model with fewer channels. For each task, we use a batch size of 128 and Adam optimizer [37] with hyperparameters $(\beta_1, \beta_2) = (0, 0.999)$. As shown in Algorithm 1, for each task we apply pretraining, pruning, and finetuning strategies. First, we pretrain the model for 60 epochs with learning rate 0.01. Then, we gradually prune the channels and weights within 90 epochs using the same learning rate. For the finetuning stage, we apply cosine decay [49] over learning rate, starting from 0.01, and train for 100 epochs. Therefore, each task trains for 250 epochs in total.

For RotatedMNIST and PermutedMNIST experiments, we use the same setting of FC1024 model in [84]. This is a fully connected network with two hidden layers of size 1024. We train for 10 epochs with RMSprop optimizer [25], batch size of 256, and learning rate 0.001. The number of pretraining, pruning, and finetuning epochs are 3, 4, and 3, respectively.

As for comparison baselines, MTL and individual training baselines follow the same configurations (e.g. architecture, hyperparameters) as ESPN. In SplitCIFAR100 experiments, labels are not shared among different tasks. Thus, each task is assigned a separate classifier head while sharing the same backend supernet as a feature extractor. Unlike SplitCIFAR100, all the tasks in RotatedMNIST and PermutedMNIST experiments share the same head via weight pruning. MTL simultaneously trains all 20 tasks while sharing the backend supernet. In

Algorithm 1 Efficient Sparse PackNet (ESPN- γ)

Require: Task sequence $\{\mathcal{T}_t\}$; model weights θ ; step size η ; FLOPs constraint γ ; weight allocation parameter α .

```

1: Set of task masks  $\mathcal{M} \leftarrow \emptyset$ 
2: Set of free weights  $\mathbf{m}_f \leftarrow \mathbf{1}$   $\triangleright$  Initially all weights are free
3: for  $\mathcal{T}_t \in \{\mathcal{T}_t\}$  do
4:   while pre_training do
5:      $\theta \leftarrow \theta - \eta \cdot \nabla \mathcal{L}_{S_t}(\theta) \odot \mathbf{m}_f$ 
6:   end while
7:   Initialize sub-network mask  $\mathbf{m}_t \leftarrow \mathbf{1}$ 
8:   while FLOPs( $\gamma$ ) & weights( $\alpha$ ) constraints not satisfied do
9:     Gradual channel & weight pruning: update  $\mathbf{m}_t$ 
10:     $\theta \leftarrow \theta - \eta \cdot \nabla \mathcal{L}_{S_t}(\theta) \odot (\mathbf{m}_t \cap \mathbf{m}_f)$ 
11:   end while
12:   while fine_tuning do
13:     $\theta \leftarrow \theta - \eta \cdot \nabla \mathcal{L}_{S_t}(\theta) \odot (\mathbf{m}_t \cap \mathbf{m}_f)$ 
14:   end while
15:    $\mathcal{M} \leftarrow \mathcal{M} \cup \{t : \mathbf{m}_t\}$   $\triangleright$  Save the mask of  $\mathcal{T}_t$ 
16:    $\mathbf{m}_f \leftarrow \mathbf{m}_f \setminus \mathbf{m}_t$   $\triangleright$  Update the free weights set  $\mathbf{m}_f$ 
17: end for
```

Table 1: Continual learning results on SplitCIFAR100 tasks with ResNet18 model using different algorithms. 20 tasks are trained in order. Results for each task is the average accuracy over 5 independent runs. Last column shows the average accuracy for all the tasks with standard error of 5 runs. Individual-0.2/-1 and ESPN-0.2/-0.5/-1 denote the methods with different level of FLOP constraints.

Task ID →	1	2	3	4	5	6	7	8	9	10	11	12	13	14	15	16	17	18	19	20	avg± error
CPG	80.2	87.9	92.0	77.7	87.7	81.1	88.2	93.8	87.8	80.7	83.3	86.0	90.9	89.4	81.4	92.6	87.2	90.6	88.8	85.5	86.6±0.27
RMN	78.5	83.7	86.6	68.4	85.3	73.4	77.8	88.1	79.7	68.3	71.2	76.7	85.2	79.7	66.8	81.8	70.7	79.3	71.9	72.7	77.3±0.07
PackNet	84.5	89.6	92.6	78.7	89.8	83.7	89.2	94.4	89.7	83.5	84.6	87.6	93.0	91.9	84.2	93.2	86.6	91.6	89.7	86.8	88.3±0.10
SupSup	86.5	91.8	92.9	81.0	89.1	83.4	88.5	95.1	87.8	83.0	81.9	89.0	94.3	93.4	86.6	94.0	91.0	92.6	91.2	88.3	89.1±0.06
MTL	89.8	93.0	95.2	82.5	91.0	85.7	92.0	95.8	91.3	86.1	86.3	90.0	94.1	94.7	86.7	95.2	93.6	94.8	92.9	90.0	91.0±0.21
Individual-0.2	86.4	88.8	93.0	80.4	87.5	85.1	85.6	94.7	85.7	83.4	82.3	88.2	92.5	93.2	85.0	94.5	90.5	92.7	91.7	89.5	88.5±0.07
Individual-1	86.2	89.2	93.2	79.8	88.6	84.1	85.4	94.6	87.0	82.2	82.8	88.3	93.4	92.4	85.6	94.5	90.8	93.0	92.0	89.9	88.6±0.10
ESPN-0.2	86.4	90.8	93.4	82.4	89.5	83.1	89.8	95.2	89.8	83.5	85.2	88.6	93.7	92.8	85.1	94.8	88.8	91.8	91.2	86.8	89.1±0.12
ESPN-0.5	86.8	91.3	94.2	81.6	89.2	84.0	90.0	95.7	90.3	84.6	85.3	89.4	94.1	93.0	85.5	94.7	90.2	93.1	92.2	88.8	89.7±0.11
ESPN-1	85.0	91.0	93.5	82.3	89.1	84.4	90.2	95.8	91.1	85.2	86.4	89.6	94.3	93.8	85.6	95.4	90.2	93.0	92.9	88.0	89.8±0.14

individual training, each task trains their own backend. Finally, CPG, RMN, and SupSup are all trained with their own publicly available codes but over the same ResNet18 model. To ensure fair comparison, we do not allow dynamic model expansion/enlargement in CPG. Similarly, for PackNet, instead of using its original setting with fixed pruning ratio for each task, we run it with our *weight allocation* strategy to make it easier to compare. These baselines are all evaluated in Table 1 which is discussed below.

5.2 Investigation of Inference Efficiency

SplitCIFAR100. Table 1 presents results for our experiments on SplitCIFAR100. We use our FLOP-aware pruning technique to prune the channels and apply weight allocation with parameter $\alpha = 0.1$. Since the impact of classifier head is rather negligible as it contains $< 0.1\%$ weights and $< 0.01\%$ FLOPs of the backend, we evaluate the FLOPs for each task inside backend. To compare the performance of different methods, we use the same random seed to generate 20 tasks so that task sequence is exactly the same over all experiments. We conduct ESPN experiments with 20%, 50%, and 100% of FLOPs constraints corresponding to ESPN-0.2, ESPN-0.5, and ESPN-1 in Table 1.

The results of Individual-0.2/-1 show that our FLOP-aware pruning technique can effectively reduce the computation requirements while maintaining the same level of model accuracy. Moreover, PackNet performing better than both CPG and RMN shows the benefit of our weight allocation technique. We remark that CPG method performs pruning and fine-tuning multiple times until it finds the optimal pruning ratio, which costs significantly more time in training compared to PackNet/ESPN. ESPN-0.2/-0.5 results show that our continual learning algorithm outperforms both baselines in accuracy despite up to 80% FLOP reduction.

RotatedMNIST and PermutedMNIST. Figure 4 presents the RotatedMNIST and PermutedMNIST results. We run experiments on ESPN, PackNet, and individual training and report the average accuracy over 5 trials. Note that, for fully-connected layers, we prune neurons to reduce FLOPs (rather than channels of CNN). In our experiments, we assigned neurons with a pruning parameter Γ . We use our FLOP-aware pruning technique to prune neurons based on Γ and use weight allocation with parameter $\alpha = 0.05$. Similar to channel-sharing in Figure 2, different tasks are allowed to share the same neuron. Unlike SplitCIFAR100 experiments, all the tasks in both MNIST experiments share the same classifier head because they use the same 10 classes and FLOPs evaluation includes this head. Therefore, only binary mask is needed to restore performance.

Results of RotatedMNIST and PermutedMNIST experiments are shown in Figure 4. Blue curves show the results of ESPN-0.2. For fair comparison, PackNet (Orange curves) use the same weight allocation parameter $\alpha = 0.05$. The Green and Red dashed lines show the task-averaged accuracy of Individual-0.2/-1 baselines that train each task with separate models for 20%/100% of FLOPs constraints. In both experiments, the gap between Individual-0.2 (Green) and Individual-1 (Red) curves is negligible and it again shows the benefit of our FLOP-aware pruning technique. While PackNet performs well for the first few tasks, it degrades gradually as more tasks arrive. Thus, when there are more than a few tasks, we see that ESPN algorithm works better than PackNet despite enforcing inference-efficiency and despite using the same weight allocation method. Figure 4a shows that ESPN-0.2 on RotatedMNIST exhibits mild accuracy degradation over 36 tasks. While in Figure 4b, test accuracy decreases more noticeably as the tasks are added. A plausible explanation is that, because each PermutedMNIST task corresponds to a random permutation, the tasks are totally unrelated. Thus, knowledge gained from earlier tasks are not useful

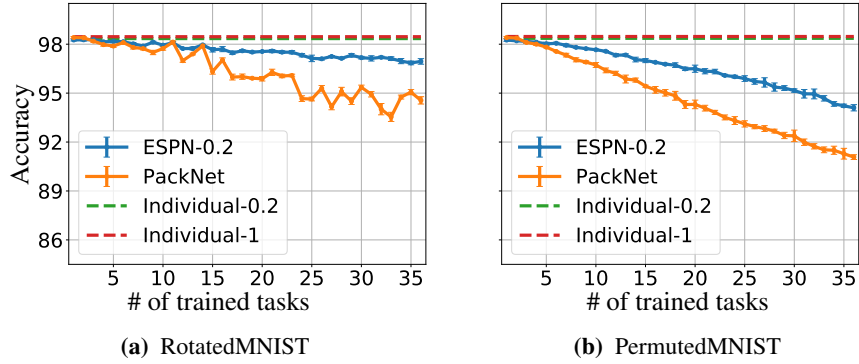


Figure 4: Results of experiments on RotatedMNIST and PermutedMNIST datasets with FC1024 model. Blue curves show ESPN-0.2 accuracy and Yellow curves are PackNet. Both use weight allocation with $\alpha = 0.05$. Both figures share the same y-axis. (a) The test accuracy remains high because tasks in RotatedMNIST are highly correlated. (b) The test accuracy decreases over time because the pixel-permuted tasks have lower correlation and the features built for earlier tasks are not useful.

for training new tasks and CRL does not really help in this case. In contrast, since tasks in RotatedMNIST are semantically relevant, ESPN and PackNet both achieve higher accuracy thanks to representation reuse across tasks. Specifically, the significant accuracy gap between the Blue curves in Figures 4a and 4b (especially for larger Task IDs) demonstrate the clear benefit of CRL.

6 Conclusion and Discussion

To summarize, our work elucidates the benefit of continual representation learning theoretically and empirically and sheds light on the role of task ordering, diversity and sample size. We also propose a new CL algorithm to learn good representations subject to inference considerations. Extensive experimental evaluations on the proposed Efficient Sparse PackNet demonstrate its ability to achieve good accuracy as well as fast inference.

Limitations and future directions. Although we highlight the importance of task order in CRL, the task sequence is not always under our control. It would be desirable to develop adaptive learning schemes that can better identify and exploit diverse tasks and discover semantic connections across task pairs even for a predetermined task sequence. Another potential direction is to develop similar inference-efficient continual learning schemes for other architectures by appropriately adapting our joint weight and channel pruning strategy. An example is transformer-based models where computation and memory efficiency is particularly critical.

Acknowledgements

This work is supported in part by the National Science Foundation under grants CCF-2046816, CCF-2046293, CNS-1932254, and by the Army Research Office under grant W911NF-21-1-0312.

References

- [1] Rahaf Aljundi, Min Lin, Baptiste Goujaud, and Yoshua Bengio. Gradient based sample selection for online continual learning. *arXiv preprint arXiv:1903.08671*, 2019. 24
- [2] Jose M Alvarez and Mathieu Salzmann. Learning the number of neurons in deep networks. In *Advances in Neural Information Processing Systems*, pages 2270–2278, 2016. 25
- [3] Sanjeev Arora, Hrishikesh Khandeparkar, Mikhail Khodak, Orestis Plevrakis, and Nikunj Saunshi. A theoretical analysis of contrastive unsupervised representation learning. *arXiv preprint arXiv:1902.09229*, 2019. 3, 7, 25
- [4] Maria-Florina Balcan, Mikhail Khodak, and Ameet Talwalkar. Provable guarantees for gradient-based meta-learning. In *International Conference on Machine Learning*, pages 424–433, 2019. 3, 25
- [5] Andrew R Barron and Jason M Klusowski. Approximation and estimation for high-dimensional deep learning networks. *stat*, 1050:18, 2018. 6
- [6] Jonathan Baxter. A model of inductive bias learning. *Journal of artificial intelligence research*, 12:149–198, 2000. 3, 25
- [7] Yoshua Bengio, Jérôme Louradour, Ronan Collobert, and Jason Weston. Curriculum learning. In *Proceedings of the 26th annual international conference on machine learning*, pages 41–48, 2009. 2
- [8] Mehdi Abbana Bennani, Thang Doan, and Masashi Sugiyama. Generalisation guarantees for continual learning with orthogonal gradient descent. *arXiv preprint arXiv:2006.11942*, 2020. 1, 24
- [9] Zalan Borsos, Mojmir Mutny, and Andreas Krause. Coresets via bilevel optimization for continual learning and streaming. *arXiv preprint arXiv:2006.03875*, 2020. 3

- [10] Pietro Buzzega, Matteo Boschini, Angelo Porrello, and Simone Calderara. Rethinking experience replay: a bag of tricks for continual learning. In *2020 25th International Conference on Pattern Recognition (ICPR)*, pages 2180–2187. IEEE, 2021. 24
- [11] Giovanni Cavallanti, Nicolo Cesa-Bianchi, and Claudio Gentile. Linear algorithms for online multitask classification. *The Journal of Machine Learning Research*, 11:2901–2934, 2010. 3, 25
- [12] Xiangyu Chang, Yingcong Li, Samet Oymak, and Christos Thrampoulidis. Provable benefits of overparameterization in model compression: From double descent to pruning neural networks. In *Proceedings of the AAAI Conference on Artificial Intelligence*, volume 35, pages 6974–6983, 2021. 25
- [13] Shuxiao Chen, Koby Crammer, Hangfeng He, Dan Roth, and Weijie J Su. Weighted training for cross-task learning. *arXiv preprint arXiv:2105.14095*, 2021. 3
- [14] Zhiyuan Chen and Bing Liu. Lifelong machine learning. *Synthesis Lectures on Artificial Intelligence and Machine Learning*, 12(3):1–207, 2018. 1
- [15] Matthias Delange, Rahaf Aljundi, Marc Masana, Sarah Parisot, Xu Jia, Ales Leonardis, Greg Slabaugh, and Tinne Tuytelaars. A continual learning survey: Defying forgetting in classification tasks. *IEEE Transactions on Pattern Analysis and Machine Intelligence*, 2021. 1, 2, 24
- [16] Giulia Denevi, Dimitris Stamos, Carlo Ciliberto, and Massimiliano Pontil. Online-within-online meta-learning. In *ADVANCES IN NEURAL INFORMATION PROCESSING SYSTEMS 32 (NIPS 2019)*, volume 32, pages 1–11. Neural Information Processing Systems (NeurIPS 2019), 2019. 3, 25
- [17] Thang Doan, Mehdi Abbana Bennani, Bogdan Mazouze, Guillaume Rabusseau, and Pierre Alquier. A theoretical analysis of catastrophic forgetting through the ntk overlap matrix. In *International Conference on Artificial Intelligence and Statistics*, pages 1072–1080. PMLR, 2021. 1, 24
- [18] Simon S Du, Wei Hu, Sham M Kakade, Jason D Lee, and Qi Lei. Few-shot learning via learning the representation, provably. *International Conference on Learning Representations*, 2021. 3, 7, 17, 21, 25
- [19] Mathias Eitz, James Hays, and Marc Alexa. How do humans sketch objects? *ACM Transactions on graphics (TOG)*, 31(4):1–10, 2012. 5, 25
- [20] Mehrdad Farajtabar, Navid Azizan, Alex Mott, and Ang Li. Orthogonal gradient descent for continual learning. In *International Conference on Artificial Intelligence and Statistics*, pages 3762–3773. PMLR, 2020. 25
- [21] Chrisantha Fernando, Dylan Banarse, Charles Blundell, Yori Zwols, David Ha, Andrei A Rusu, Alexander Pritzel, and Daan Wierstra. Pathnet: Evolution channels gradient descent in super neural networks. *arXiv preprint arXiv:1701.08734*, 2017. 24
- [22] Chelsea Finn, Pieter Abbeel, and Sergey Levine. Model-agnostic meta-learning for fast adaptation of deep networks. In *International Conference on Machine Learning*, pages 1126–1135. PMLR, 2017. 3, 25
- [23] Jonathan Frankle and Michael Carbin. The lottery ticket hypothesis: Finding sparse, trainable neural networks. *arXiv preprint arXiv:1803.03635*, 2018. 24, 25
- [24] Siddhant Garg and Yingyu Liang. Functional regularization for representation learning: A unified theoretical perspective. *arXiv preprint arXiv:2008.02447*, 2020. 3, 25
- [25] Alex Graves. Generating sequences with recurrent neural networks. *arXiv preprint arXiv:1308.0850*, 2013. 8
- [26] Halil Ibrahim Gulluk, Yue Sun, Samet Oymak, and Maryam Fazel. Sample efficient subspace-based representations for nonlinear meta-learning. In *ICASSP 2021-2021 IEEE International Conference on Acoustics, Speech and Signal Processing (ICASSP)*, pages 3685–3689. IEEE, 2021. 3, 7, 25
- [27] Song Han, Xingyu Liu, Huizi Mao, Jing Pu, Ardavan Pedram, Mark A Horowitz, and William J Dally. Eie: Efficient inference engine on compressed deep neural network. *ACM SIGARCH Computer Architecture News*, 44(3):243–254, 2016. 25
- [28] Song Han, Huizi Mao, and William J Dally. Deep compression: Compressing deep neural networks with pruning, trained quantization and huffman coding. *arXiv preprint arXiv:1510.00149*, 2015. 25
- [29] Song Han, Jeff Pool, John Tran, and William Dally. Learning both weights and connections for efficient neural network. In *Advances in Neural Information Processing Systems*, pages 1135–1143, 2015. 25
- [30] Steve Hanneke and Samory Kpotufe. A no-free-lunch theorem for multitask learning. *arXiv preprint arXiv:2006.15785*, 2020. 3, 25
- [31] Babak Hassibi and David G Stork. Second order derivatives for network pruning: Optimal brain surgeon. In *Advances in neural information processing systems*, pages 164–171, 1993. 25
- [32] Yihui He, Xiangyu Zhang, and Jian Sun. Channel pruning for accelerating very deep neural networks. In *Proceedings of the IEEE international conference on computer vision*, pages 1389–1397, 2017. 25
- [33] Steven CY Hung, Cheng-Hao Tu, Cheng-En Wu, Chien-Hung Chen, Yi-Ming Chan, and Chu-Song Chen. Compacting, picking and growing for unforgetting continual learning. *arXiv preprint arXiv:1910.06562*, 2019. 1, 3, 5, 8, 24, 25
- [34] Sangwon Jung, Hongjoon Ahn, Sungmin Cha, and Taesup Moon. Continual learning with node-importance based adaptive group sparse regularization. *arXiv preprint arXiv:2003.13726*, 2020. 3
- [35] Prakhar Kaushik, Alex Gain, Adam Kortylewski, and Alan Yuille. Understanding catastrophic forgetting and remembering in continual learning with optimal relevance mapping. *arXiv preprint arXiv:2102.11343*, 2021. 3, 8, 24
- [36] Mikhail Khodak, Maria-Florina F Balcan, and Ameet S Talwalkar. Adaptive gradient-based meta-learning methods. In *Advances in Neural Information Processing Systems*, pages 5917–5928, 2019. 3, 25
- [37] Diederik P Kingma and Jimmy Ba. Adam: A method for stochastic optimization. *arXiv preprint arXiv:1412.6980*, 2014. 8

- [38] James Kirkpatrick, Razvan Pascanu, Neil Rabinowitz, Joel Veness, Guillaume Desjardins, Andrei A Rusu, Kieran Milan, John Quan, Tiago Ramalho, Agnieszka Grabska-Barwinska, et al. Overcoming catastrophic forgetting in neural networks. *Proceedings of the national academy of sciences*, 114(13):3521–3526, 2017. 1, 3, 24
- [39] Weihao Kong, Raghav Somani, Zhao Song, Sham Kakade, and Sewoong Oh. Meta-learning for mixed linear regression. In *International Conference on Machine Learning*, pages 5394–5404. PMLR, 2020. 3, 7, 25
- [40] Jonathan Krause, Michael Stark, Jia Deng, and Li Fei-Fei. 3d object representations for fine-grained categorization. In *Proceedings of the IEEE international conference on computer vision workshops*, pages 554–561, 2013. 5, 25
- [41] Alex Krizhevsky, Geoffrey Hinton, et al. Learning multiple layers of features from tiny images. *technical report*, 2009. 8
- [42] Alex Krizhevsky, Ilya Sutskever, and Geoffrey E Hinton. Imagenet classification with deep convolutional neural networks. *Advances in neural information processing systems*, 25:1097–1105, 2012. 5, 25
- [43] Vadim Lebedev and Victor Lempitsky. Fast convnets using group-wise brain damage. In *Proceedings of the IEEE Conference on Computer Vision and Pattern Recognition*, pages 2554–2564, 2016. 25
- [44] Yann LeCun, John S Denker, and Sara A Solla. Optimal brain damage. In *Advances in neural information processing systems*, pages 598–605, 1990. 25
- [45] Sebastian Lee, Sebastian Goldt, and Andrew Saxe. Continual learning in the teacher-student setup: Impact of task similarity. In *International Conference on Machine Learning*, pages 6109–6119. PMLR, 2021. 1, 24
- [46] Zhizhong Li and Derek Hoiem. Learning without forgetting. *IEEE transactions on pattern analysis and machine intelligence*, 40(12):2935–2947, 2017. 24
- [47] Zhuang Liu, Jianguo Li, Zhiqiang Shen, Gao Huang, Shoumeng Yan, and Changshui Zhang. Learning efficient convolutional networks through network slimming. In *Proceedings of the IEEE international conference on computer vision*, pages 2736–2744, 2017. 15, 16, 25
- [48] David Lopez-Paz and Marc’Aurelio Ranzato. Gradient episodic memory for continual learning. *Advances in neural information processing systems*, 30:6467–6476, 2017. 3, 8, 24
- [49] Ilya Loshchilov and Frank Hutter. Sgdr: Stochastic gradient descent with warm restarts. *arXiv preprint arXiv:1608.03983*, 2016. 8
- [50] Karim Lounici, Massimiliano Pontil, Sara Van De Geer, and Alexandre B Tsybakov. Oracle inequalities and optimal inference under group sparsity. *The annals of statistics*, 39(4):2164–2204, 2011. 3, 25
- [51] Rui Lu, Gao Huang, and Simon S Du. On the power of multitask representation learning in linear mdp. *arXiv preprint arXiv:2106.08053*, 2021. 3, 25
- [52] Eran Malach, Gilad Yehudai, Shai Shalev-Shwartz, and Ohad Shamir. Proving the lottery ticket hypothesis: Pruning is all you need. *arXiv preprint arXiv:2002.00585*, 2020. 24, 25
- [53] Arun Mallya, Dillon Davis, and Svetlana Lazebnik. Piggyback: Adapting a single network to multiple tasks by learning to mask weights. In *Proceedings of the European Conference on Computer Vision (ECCV)*, pages 67–82, 2018. 3, 5, 24
- [54] Arun Mallya and Svetlana Lazebnik. Packnet: Adding multiple tasks to a single network by iterative pruning. In *Proceedings of the IEEE conference on Computer Vision and Pattern Recognition*, pages 7765–7773, 2018. 1, 2, 3, 5, 8, 15, 24, 25
- [55] Andreas Maurer, Massimiliano Pontil, and Bernardino Romera-Paredes. The benefit of multitask representation learning. *Journal of Machine Learning Research*, 17(81):1–32, 2016. 3, 5, 7, 25
- [56] Michael McCloskey and Neal J Cohen. Catastrophic interference in connectionist networks: The sequential learning problem. In *Psychology of learning and motivation*, volume 24, pages 109–165. Elsevier, 1989. 1
- [57] Shahar Mendelson. A few notes on statistical learning theory. In *Advanced lectures on machine learning*, pages 1–40. Springer, 2003. 6
- [58] Seyed Iman Mirzadeh, Mehrdad Farajtabar, Razvan Pascanu, and Hassan Ghasemzadeh. Understanding the role of training regimes in continual learning. *arXiv preprint arXiv:2006.06958*, 2020. 24
- [59] Maria-Elena Nilsback and Andrew Zisserman. Automated flower classification over a large number of classes. In *2008 Sixth Indian Conference on Computer Vision, Graphics & Image Processing*, pages 722–729. IEEE, 2008. 5, 25
- [60] Samet Oymak, Mingchen Li, and Mahdi Soltanolkotabi. Generalization guarantees for neural architecture search with train-validation split. In *International Conference on Machine Learning*, pages 8291–8301. PMLR, 2021. 21
- [61] German I Parisi, Ronald Kemker, Jose L Part, Christopher Kanan, and Stefan Wermter. Continual lifelong learning with neural networks: A review. *Neural Networks*, 113:54–71, 2019. 1
- [62] Ankit Pensia, Shashank Rajput, Alliot Nagle, Harit Vishwakarma, and Dimitris Papailiopoulos. Optimal lottery tickets via subsetsum: Logarithmic over-parameterization is sufficient. *arXiv preprint arXiv:2006.07990*, 2020. 25
- [63] Benedikt Pfülb and Alexander Gepperth. A comprehensive, application-oriented study of catastrophic forgetting in dnns. *arXiv preprint arXiv:1905.08101*, 2019. 1
- [64] Massimiliano Pontil and Andreas Maurer. Excess risk bounds for multitask learning with trace norm regularization. In *Conference on Learning Theory*, pages 55–76. PMLR, 2013. 3, 25
- [65] Yuzhen Qin, Tommaso Menara, Samet Oymak, ShiNung Ching, and Fabio Pasqualetti. Non-stationary representation learning in sequential linear bandits. *arXiv preprint arXiv:2201.04805*, 2022. 3, 25
- [66] Vivek Ramanujan, Mitchell Wortsman, Aniruddha Kembhavi, Ali Farhadi, and Mohammad Rastegari. What’s hidden in a randomly weighted neural network? In *Proceedings of the IEEE/CVF Conference on Computer Vision and Pattern Recognition*, pages 11893–11902, 2020. 3, 24

- [67] Rahul Ramesh and Pratik Chaudhari. Model zoo: A growing brain that learns continually. In *NeurIPS 2021 Workshop on Distribution Shifts: Connecting Methods and Applications*, 2021. 3
- [68] Sylvestre-Alvise Rebuffi, Alexander Kolesnikov, Georg Sperl, and Christoph H Lampert. icarl: Incremental classifier and representation learning. In *Proceedings of the IEEE conference on Computer Vision and Pattern Recognition*, pages 2001–2010, 2017. 24
- [69] David Rolnick, Arun Ahuja, Jonathan Schwarz, Timothy P Lillicrap, and Greg Wayne. Experience replay for continual learning. *arXiv preprint arXiv:1811.11682*, 2018. 24
- [70] Andrei A Rusu, Neil C Rabinowitz, Guillaume Desjardins, Hubert Soyer, James Kirkpatrick, Koray Kavukcuoglu, Razvan Pascanu, and Raia Hadsell. Progressive neural networks. *arXiv preprint arXiv:1606.04671*, 2016. 24
- [71] Babak Saleh and Ahmed Elgammal. Large-scale classification of fine-art paintings: Learning the right metric on the right feature. *arXiv preprint arXiv:1505.00855*, 2015. 5, 25
- [72] Yue Sun, Adhyyan Narang, Ibrahim Gulluk, Samet Oymak, and Maryam Fazel. Towards sample-efficient overparameterized meta-learning. *Advances in Neural Information Processing Systems*, 34, 2021. 3, 25
- [73] Vivienne Sze, Yu-Hsin Chen, Tien-Ju Yang, and Joel S Emer. Efficient processing of deep neural networks: A tutorial and survey. *Proceedings of the IEEE*, 105(12):2295–2329, 2017. 25
- [74] Sebastian Thrun. Lifelong learning algorithms. In *Learning to learn*, pages 181–209. Springer, 1998. 1
- [75] Nilesh Tripuraneni, Chi Jin, and Michael I Jordan. Provable meta-learning of linear representations. *arXiv preprint arXiv:2002.11684*, 2020. 3, 17, 25
- [76] Nilesh Tripuraneni, Michael I Jordan, and Chi Jin. On the theory of transfer learning: The importance of task diversity. *arXiv preprint arXiv:2006.11650*, 2020. 2, 3, 7, 21, 25
- [77] Cheng-Hao Tu, Cheng-En Wu, and Chu-Song Chen. Extending conditional convolution structures for enhancing multitasking continual learning. In *2020 Asia-Pacific Signal and Information Processing Association Annual Summit and Conference (APSIPA ASC)*, pages 1605–1610. IEEE, 2020. 3, 5
- [78] Guido M Van de Ven and Andreas S Tolias. Three scenarios for continual learning. *arXiv preprint arXiv:1904.07734*, 2019. 1
- [79] Vladimir N Vapnik and A Ya Chervonenkis. On the uniform convergence of relative frequencies of events to their probabilities. In *Measures of complexity*, pages 11–30. Springer, 2015. 6
- [80] Catherine Wah, Steve Branson, Peter Welinder, Pietro Perona, and Serge Belongie. The caltech-ucsd birds-200-2011 dataset. 2011. 5, 25
- [81] Jialei Wang, Mladen Kolar, and Nathan Srebro. Distributed multi-task learning with shared representation. *arXiv preprint arXiv:1603.02185*, 2016. 3, 25
- [82] Wei Wen, Chunpeng Wu, Yandan Wang, Yiran Chen, and Hai Li. Learning structured sparsity in deep neural networks. *Advances in neural information processing systems*, 29:2074–2082, 2016. 25
- [83] Mitchell Wortsman, Ali Farhadi, and Mohammad Rastegari. Discovering neural wirings. *ArXiv*, abs/1906.00586, 2019. 26
- [84] Mitchell Wortsman, Vivek Ramanujan, Rosanne Liu, Aniruddha Kembhavi, Mohammad Rastegari, Jason Yosinski, and Ali Farhadi. Supermasks in superposition. *arXiv preprint arXiv:2006.14769*, 2020. 3, 8, 24
- [85] Sen Wu, Hongyang R Zhang, and Christopher Ré. Understanding and improving information transfer in multi-task learning. *arXiv preprint arXiv:2005.00944*, 2020. 1, 3, 7, 25
- [86] Ziping Xu and Ambuj Tewari. On the statistical benefits of curriculum learning. *arXiv preprint arXiv:2111.07126*, 2021. 3
- [87] Ziping Xu and Ambuj Tewari. Representation learning beyond linear prediction functions. *arXiv preprint arXiv:2105.14989*, 2021. 21
- [88] Jianbo Ye, Xin Lu, Zhe Lin, and James Z Wang. Rethinking the smaller-norm-less-informative assumption in channel pruning of convolution layers. *arXiv preprint arXiv:1802.00124*, 2018. 25
- [89] Dong Yin, Mehrdad Farajtabar, Ang Li, Nir Levine, and Alex Mott. Optimization and generalization of regularization-based continual learning: a loss approximation viewpoint. *arXiv preprint arXiv:2006.10974*, 2020. 24
- [90] Jaehong Yoon, Eunho Yang, Jeongtae Lee, and Sung Ju Hwang. Lifelong learning with dynamically expandable networks. *arXiv preprint arXiv:1708.01547*, 2017. 3, 24
- [91] Friedemann Zenke, Ben Poole, and Surya Ganguli. Continual learning through synaptic intelligence. In *International Conference on Machine Learning*, pages 3987–3995. PMLR, 2017. 24
- [92] Hao Zhou, Jose M Alvarez, and Fatih Porikli. Less is more: Towards compact cnns. In *European Conference on Computer Vision*, pages 662–677. Springer, 2016. 25
- [93] Hattie Zhou, Janice Lan, Rosanne Liu, and Jason Yosinski. Deconstructing lottery tickets: Zeros, signs, and the supermask. *arXiv preprint arXiv:1905.01067*, 2019. 24, 25
- [94] Tao Zhuang, Zhixuan Zhang, Yuheng Huang, Xiaoyi Zeng, Kai Shuang, and Xiang Li. Neuron-level structured pruning using polarization regularizer. In *NeurIPS*, 2020. 15, 16, 25

Appendix

Organization of the Appendix

Supplementary material is organized as follows.

1. Appendix A discusses additional details of our ESPN algorithm. In Appendix A.1 we evaluate the benefits of our FLOP-aware pruning and weight allocation strategies.
2. Appendix B discusses an application of CRL, that is we introduce a shallow network by setting feature extractor ϕ and classifier h to be specific functions.
3. Appendix C provides the proof of our Theorem 1 and also proves Theorem 2 proposed in Appendix B.
4. Appendix D proposes Theorem 4 which provides guarantee for continual representation learning when the T tasks are added into the super-network in a sequential fashion. This theorem adds further insights into the bias-variance tradeoffs surrounding sequential learning (e.g. how representation mismatch might aggregate as we add more tasks).
5. Appendix E provides an expanded discussion of related work on continual learning, representation learning and neural network pruning.
6. Appendix F discusses our implementation setting of experiment in Figure 3b.

A Efficient Sparse PackNet (ESPN) Algorithm

In this section, we introduce more implementation and evaluation details of our ESPN algorithm. Denote $[p] = \{1, 2, \dots, p\}$. We use the phrases *mask* and *sub-network* interchangeably because we obtain the task sub-network by masking weights of the supernet. This sub-network is the nonzero support of the task, that is, the task-specific model is obtained by setting other weights to zero. We assume a sequence of tasks $\{\mathcal{T}_t, 1 \leq t \leq T\}$ are received during training time, where t is task identifier and T is the number of tasks. Let $\mathcal{S}_t = \{(\mathbf{x}_{ti}, y_{ti})\}_{i=1}^{N_t}$ be labeled training pairs of \mathcal{T}_t , which consists of N_t samples. Given task sequence and a single model, our goal is to find optimal sparse sub-networks that satisfy both FLOPs and sparsity restrictions without performance reduction and knowledge forgetting. FLOPs constraint is important for efficient inference whereas sparsity constraint is important for adding all tasks into the network even for large number of tasks T . To this end, we use joint channel and weight pruning strategy. Let ℓ be a loss function, f be a hypothesis (prediction function) and $\theta \in \mathbb{R}^p$ denote the weights of f . We focus on task \mathcal{T}_t , assuming $\mathcal{T}_1, \dots, \mathcal{T}_{t-1}$ are already trained. Let $\mathbf{m}_t \subset [p]$ be the nonzero support of task t and $\mathbf{m}_t^{\text{all}} = \cup_{\tau=1}^t \mathbf{m}_\tau$ be the combined support until task t . Initially $\mathbf{m}_0^{\text{all}} = \emptyset$. Let $\theta_t \in \mathbb{R}^p$ be the model weights at time t . Note that all the trained weights of the tasks lie on the sub-network $\mathbf{m}_t^{\text{all}}$. We use the notation $\theta \odot \mathbf{m}$ to set the weights of θ outside of the mask \mathbf{m} to zero. Define the loss $\mathcal{L}_{\mathcal{S}_t}(\theta) = \frac{1}{N_t} \sum_{i=1}^{N_t} \ell(f(\mathbf{x}_{ti}; \theta), y_{ti})$. The procedure for learning task \mathcal{T}_t is formulated as the following optimization task that updates supernet weight/mask pair and returns $(\theta_t, \mathbf{m}_t^{\text{all}} := \mathbf{m}_t \cup \mathbf{m}_{t-1}^{\text{all}})$ given $(\theta_{t-1}, \mathbf{m}_{t-1}^{\text{all}})$:

$$\begin{aligned}
 \theta_t, \mathbf{m}_t &= \arg \min_{\theta, \mathbf{m}} \mathcal{L}_{\mathcal{S}_t}(\theta \odot \mathbf{m}) & (\text{ESPN-OPT}) \\
 \text{s.t. } & \text{FLOP}(\mathbf{m}) \leq \overline{\text{FLOP}}_t, \\
 & \mathbf{m}_{\text{new}} = \mathbf{m} \setminus \mathbf{m}_{t-1}^{\text{all}}, \\
 & \text{NNZ}(\mathbf{m}_{\text{new}}) \leq \overline{\text{NNZ}}_t, \\
 & \theta \odot \mathbf{m}_{t-1}^{\text{all}} = \theta_{t-1} \odot \mathbf{m}_{t-1}^{\text{all}}.
 \end{aligned}$$

Here \mathbf{m}_t is the channel-constrained mask that corresponds to the sub-network of \mathcal{T}_t and $\theta_t \odot \mathbf{m}_t$ are the weights we use for task \mathcal{T}_t and the prediction function is $f(\cdot; \theta_t \odot \mathbf{m}_t)$. The updated mask until task t is obtained by $\mathbf{m}_t^{\text{all}} = \mathbf{m}_t \cup \mathbf{m}_{t-1}^{\text{all}}$. $\text{FLOP}(\cdot)$ and $\text{NNZ}(\cdot)$ returns the FLOPs and nonzeros of a given mask \mathbf{m} . $\overline{\text{FLOP}}_t$ and $\overline{\text{NNZ}}_t$ are the FLOPs and nonzero constraints of task t . Observe that we only enforce NNZ constraint on the new weights \mathbf{m}_{new} whereas FLOPs constraint applies on the whole sub-network. The last equation in (ESPN-OPT) highlights that the weights of earlier tasks on $\mathbf{m}_{t-1}^{\text{all}}$ are kept frozen. In practice, FLOPs & NNZ constraints in (ESPN-OPT) lead to a combinatorial problem. We propose Algorithm 1 to (approximately) solve this problem efficiently which learns the new sub-network in three phases: pre-training (over all free weights), gradual pruning

(to satisfy constraints and obtain $\mathbf{m}_{\text{new},t}$), and fine-tuning (to refine the weights on $\mathbf{m}_{\text{new},t}$). While not shown in Algorithm 1, we also introduce the following innovations.

- **Trainable task-specific BatchNorm.** We train separate BatchNorm layers for each task. This has multiple synergistic benefits. First, our algorithm trains faster and generalizes better than PackNet which does not train BatchNorm weights (see Table 1). Specifically, training BatchNorm weights allows ESPN to re-purpose the (frozen) weights of the earlier tasks with negligible memory cost. BatchNorm weights also guide our channel pruning scheme described next.

- **FLOP-aware pruning.** Many of the prior works on channel pruning [47, 94] focus on reducing the number of channels rather than the computation/FLOPs cost of the channels which varies across layers. As shown in Fig. 5b that to satisfy FLOPs constraint γ , numerous channels are pruned. This results in unsatisfactory performance especially under aggressive FLOPs constraint (shown in Fig. 5a). However in CL setup, in order to train a single model with many tasks, a significantly larger supernet with high capacity is needed compared to a single task requirement, and we aim to find a sub-network with very few FLOPs without compromising performance. To fit our specific needs for channel pruning, in this paper we present an innovative channel pruning algorithm called FLOP-aware channel pruning that preserves the performance up to 80% FLOPs reduction in our SplitCIFAR100 experiments (Table 1). Following [47], we consider BatchNorm weights as a trainable saliency score for convolutional channels and prune all channels with scores lower than a certain threshold by setting them to zero. Let $\mathbf{\Gamma}$ be the BatchNorm vectors. Given dataset $\{(\mathbf{x}_i, y_i)\}_{i=1}^N$, in practice, rather than solving the constrained problem (ESPN-OPT), Algorithm 1 minimizes a regularized objective $\mathcal{L}_{S_t}(\boldsymbol{\theta} \odot \mathbf{m}) + \mathcal{R}(\mathbf{\Gamma}, \mathbf{m})$. Here \mathcal{R} is a regularization term to promote channel sparsity in (2).

For an L layer network, use $\mathbf{\Gamma}_l$ to denote the l^{th} BatchNorm weights for $l \in [L]$. Intuitively, we wish to use ℓ_1 -regularization on $\mathbf{\Gamma}$. However, since layers of the network show variation, layerwise regularization parameters $(\lambda_l)_{l=1}^L$ are needed where L is number of layers. Instead of designing λ_l by trial-and-error – which is time-consuming and expert-dependent – we introduce a method that chooses λ_l automatically, fine-tunes λ_l during gradual pruning and adapts to the global FLOPs constraint. Specifically, λ_l is chosen based on the FLOPs load of a channel determined by its input feature dimensions and operations. Here an implicit goal is pruning as few channels as possible while achieving maximum FLOPs reduction. To achieve these goals, we use the following FLOP-weighted sparsity regularization (as also stated in the main body)

$$\mathcal{R}(\mathbf{\Gamma}, \mathbf{m}) = \sum_{l \in [L]} \lambda_l \|\mathbf{\Gamma}_l\|_1, \quad \lambda_l = g(\text{FLOP}_l(\mathbf{m}^{(l)})). \quad (2)$$

Here $\mathbf{m}^{(l)}$ denotes the restriction of the sub-network \mathbf{m} to l^{th} layer, $\text{FLOP}_l(\cdot)$ is the FLOPs load for a channel in the l^{th} layer of the subnet, and $g(\cdot)$ is a monotonically increasing function. We use ℓ_1 -penalty to enforce unimportant elements to zeros and prune the channels with smallest weights over all layers. Since $g(\cdot)$ is increasing, channels costing more FLOPs are assigned with larger λ_l and are pushed towards zero, thus they are easier to prune. Additionally, since $\text{FLOP}_l(\cdot)$ is based on subnet $\mathbf{m}^{(l)}$, λ_l is automatically tuned while we use gradual pruning (Line 9 in Algorithm 1). In our experiments, we use $g(x) = C\sqrt{x}$ for a proper scaling choice $C > 0$. Here C can be seen as a normalized term and in detail we have

$$\lambda_l = \frac{\sqrt{\text{FLOP}_l(\mathbf{m}^{(l)})}}{\sum_{i=1}^L \sqrt{\text{FLOP}_i(\mathbf{m}^{(i)})}}.$$

- **Weight allocation.** Since we do not modify the supernet architecture, without care, supernet might run out of free weights if there is a huge number of tasks. While original PackNet paper [54] also uses weight pruning, since they consider relatively fewer tasks, they don't develop an algorithmic strategy for allocating the free weights to new tasks. In our experiments, we introduce a simple weight allocation scheme to assign NNZ_t depending on the number of remaining free weights. Let p be the total number of weights, p_t be the total number of weights used by tasks 1 to t and $p_0 = 0$. We set

$$\text{NNZ}_t = \lceil (p - p_{t-1}) \cdot \alpha \rceil \quad \text{for some } 0 < \alpha < 1. \quad (3)$$

Here α is the *weight-allocation* level and a new task gets to use α fraction of all unused weights in the supernet. We emphasize that weight allocation controls the number of new nonzeros allocated to a task. A new task is allowed to use all of the (frozen) nonzeros that are allocated to the previous tasks (as long as FLOPs constraint is not violated).

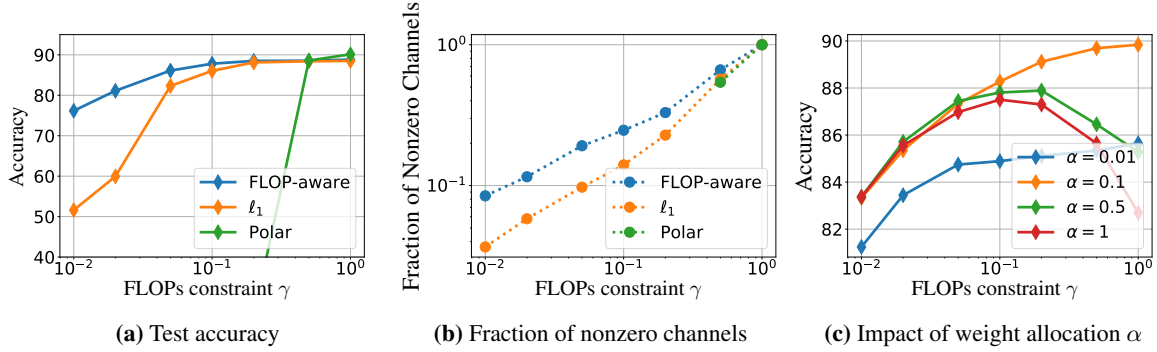


Figure 5: Experimental evaluations of our FLOP-aware channel pruning and weight allocation techniques. Fig. 5a & 5b show channel pruning results for different methods. We compare our FLOP-aware pruning algorithm to the ℓ_1 -based [47] and Polarization-based [94] methods over ResNet18 model used in our CL experiments. These experiments are conducted for standard classification tasks on CIFAR10 dataset and only focus on pruning performance (rather than CL setting). Our FLOP-aware pruning is displayed as the Blue curve, and it broadly outperforms the alternative approaches (ℓ_1 -based and Polarization-based). The performance gap is most notable in the very-few FLOPs regime (which is of more interest for inference-time efficiency). In Fig. 5c, we display the impact of weight allocation α (Eq. (3)) and FLOPs constraint γ on *task-averaged ESPN accuracy* for SplitCIFAR100. Setting α too small (Blue curve) degrades performance as tasks do not get enough nonzeros to train on. Setting both α and γ to be large also degrades performance (Red & Green curves), because the first few tasks get to occupy the whole supernet at the expense of future tasks. Finally $\alpha = 0.1$ (Orange) achieves competitive performance for all γ choices.

A.1 Experimental Evaluations of Channel Pruning and Weight Allocation Techniques

Empirical benefits of our proposed FLOP-aware pruning. Both SplitCIFAR100 (Table 1) and MNIST (Figure 4) experiments show that our pruning algorithm performs well (by comparison between Individual-0.2/-1), but missing additional experimental comparisons to alternative channel-pruning techniques. In this section, we evaluate our FLOP-aware pruning algorithm separately without continual learning and compare our results to ℓ_1 -based [47] and Polarization-based [94] channel pruning methods. For all the experiments, we use the same ResNet18 architecture and hyperparameters as Table 1 and train over CIFAR10 dataset. Results are presented in Figure 5a & 5b and they are all averaged from 5 trials. We implement these three methods over different FLOPs constraints and also track the fraction of nonzero channels after pruning. Figure 5a shows test accuracy after pruning. We observe our FLOP-aware pruning method (shown in the Blue curve) does well in maintaining high accuracy compared to the other methods. The benefit of our approach is most visible when the FLOPs constraint is more aggressive (e.g., around 1% FLOPs). The green curve shows the Polarization-based method and demonstrate that it does not execute the pruning task successfully with less than 50% FLOPs constraint. We found that this is because below a certain threshold, Polarization tends to prune a whole layer resulting in disconnectivity within the network. Figure 5b shows the fraction of nonzero channels that remained after pruning, and our method succeeds in keeping more channels while pruning the same number of FLOPs. Here, we emphasize keeping more channels is a measure of connectivity within the network (as we wish to avoid very sparse layers). We also observe that ℓ_1 works well even for small FLOPs; however, it uses the same λ_l penalization for all layers thus it is not FLOP-aware and performs uniformly worse than our FLOP-aware algorithm.

Empirical Benefits of Weight Allocation α . Figure 5c displays the interaction between the FLOPs restriction γ and weight allocation α in ESPN. Left handside shows that ESPN achieves respectable performance even using only $\gamma = 1\%$ of MAX_FLOPs. In our experiments in Table 1, we use weight allocation $\alpha = 0.1$ which is shown as the Orange curve. $\alpha = 0.1$ strikes a balance between allocating too few (Blue curve) and too many (Red curve) new weights. As a result, accuracy gracefully improves as we relax the FLOPs constraint. It also has competitive accuracy for all choices of γ . While $\alpha = 0.1$ works well for SplitCIFAR100, we emphasize that optimal α depends on size of the supernet, number of tasks and difficulty of tasks. For instance, in our MNIST experiments with 36 tasks (Figure 4), we chose $\alpha = 0.05$. Parameter counting based on Eq. (3) reveals that setting α inversely proportional to the total # of tasks would enable fair allocation and good utilization of the network weights. When we set $\alpha = 1$, observe that, ESPN only uses channel pruning without any weight pruning. As a result, the comparison between Red ($\alpha = 1$) and Orange ($\alpha = 0.1$) curves demonstrates the accuracy benefits of our joint Channel&Weight pruning strategy (over simply using channel pruning).

B Application to Shallow Networks

As a concrete instantiation of Theorem 1 let us consider a realizable regression setting with a shallow network. More sophisticated examples are deferred to future work. Fix positive integers d and $r_{\text{frz}} \leq r$. Here, d is the raw feature dimension and r is the representation dimension which is often much smaller than d . The ingredients of our neural net example are as follows.

1. Let $\psi : \mathbb{R} \rightarrow \mathbb{R}$ be a Lipschitz activation function with $\psi(0) = 0$ such as Identity or (parametric) ReLU.
2. Let $\sigma : \mathbb{R} \rightarrow [-1, 1]$ be a Lipschitz link function such as logistic function $1/(1 + e^{-x})$.
3. Let Z be a zero-mean noise variable taking values on $[-1, 1]$.
4. Fix vectors $(\mathbf{v}_t^*)_{t=1}^T \in \mathbb{R}^r$ with ℓ_2 norms bounded by some $B > 0$.
5. Fix matrix $\mathbf{W}^* \in \mathbb{R}^{r \times d}$ with spectral norm (maximum singular value) upper bounded by some $\bar{B} > 0$.
6. Given input $\mathbf{x} \in \mathbb{R}^d$, task t samples an independent Z and assigns the label

$$y = \sigma(\mathbf{v}_t^{*\top} \psi(\mathbf{W}^* \mathbf{x})) + Z. \quad (4)$$

7. Fix $r_{\text{frz}} \leq r$. Let $\mathbf{W}_{\text{frz}} \in \mathbb{R}^{r \times d}$ be the matrix where the first r_{frz} rows are same as \mathbf{W}^* whereas the last $r_{\text{new}} := r - r_{\text{frz}}$ rows are equal to zero.

This setting assumes that first r_{frz} features are generated by \mathbf{W}_{frz} and (CRL) should learn remaining features $\mathbf{W}_{\text{new}}^* := \mathbf{W}^* - \mathbf{W}_{\text{frz}}$ and the classifier heads $(\mathbf{v}_t^*)_{t=1}^T$. We remark that above one can use arbitrary $[-C, C]$ limits rather than $[-1, 1]$ or one can replace $[-1, 1]$ limits with subgaussian tail conditions.

For some $\bar{B} \geq \|\mathbf{W}^*\|_F$, we choose search space \mathcal{W} to be the set of all matrices \mathbf{W}_{new} such that spectral norm obeys $\|\mathbf{W}_{\text{new}}\| \leq \bar{B}$ and the first r_{frz} rows of \mathbf{W}_{new} are zero. This way, we focus on learning the missing part of the representation \mathbf{W}^* . Let us fix the loss function ℓ to be quadratic and denote $\mathbf{V} = (\mathbf{v}_t)_{t=1}^T$. Then, (CRL) takes the following parametric form

$$\hat{\mathbf{V}}, \hat{\mathbf{W}}_{\text{new}} = \arg \min_{\substack{\|\mathbf{v}_t\|_{\ell_2} \leq B, \mathbf{W}_{\text{new}} \in \mathcal{W} \\ \mathbf{W} = \mathbf{W}_{\text{frz}} + \mathbf{W}_{\text{new}}}} \hat{\mathcal{L}}(\mathbf{V}, \mathbf{W}) := \frac{1}{T} \sum_{t=1}^T \hat{\mathcal{L}}_{\mathcal{S}_t}(\mathbf{v}_t, \mathbf{W})$$

$$\text{WHERE } \hat{\mathcal{L}}_{\mathcal{S}_t}(\mathbf{v}_t, \mathbf{W}) = \frac{1}{N} \sum_{i=1}^N (y_{ti} - \sigma(\mathbf{v}_t^\top \psi(\mathbf{W} \mathbf{x}_{ti})))^2.$$

We have the following result regarding this optimization. It is essentially a corollary of Theorem 1. The proof is deferred to the Appendix C.

Theorem 2 Consider the problem above with T tasks containing N samples each with datasets $(\mathcal{S}_t)_{t=1}^T$ generated according to (4). Suppose input domain $\mathcal{X} \in \mathbb{R}^d$ has bounded ℓ_2 norm. With probability at least $1 - 2e^{-\tau}$, the task-averaged population risk of the solution $(\hat{\mathbf{V}}, \hat{\mathbf{W}}_{\text{new}})$ obeys

$$\mathcal{L}(\hat{\mathbf{V}}, \hat{\mathbf{W}}_{\text{new}}) \leq \mathbb{E}[Z^2] + \sqrt{\frac{\tilde{\mathcal{O}}(Tr + r_{\text{new}}d + \tau)}{TN}}.$$

Interpretation: Observe that the minimal risk is $\mathcal{L}^* = \mathbb{E}[Z^2]$ which is the noise independent of features. The additional components are the excess risk due to finite samples. In light of Theorem 1, we simply plug in $\mathcal{C}(\mathbf{H}) = r$, $\mathcal{C}(\Phi_{\text{new}}) = r_{\text{new}}d$ and $\mathcal{L}_{\phi_{\text{frz}}}^* = \mathcal{L}^*$. The first two arise from counting number of trainable parameters: each classifier has r parameters and representation Φ_{new} has $r_{\text{new}}d$ parameters. $\mathcal{L}_{\phi_{\text{frz}}}^* = \mathcal{L}^*$ arises from the fact that we chose \mathbf{W}_{frz} to be subset of \mathbf{W}^* thus there is no mismatch. When $\mathbf{W}_{\text{frz}} = 0$ (i.e. learning representation from scratch), this bound is comparable to prior works [75, 18], and in fact, it leads to (slightly) improved sample-complexity bounds. For instance, when ψ is identity activation (i.e. linear setting) [75] requires $TN \gtrsim r^2d$ samples to learn the whereas our sample size grows only linear in r and requires $TN \gtrsim rd$. Additionally, [18] requires per-task sample sizes to obey $N \gtrsim d$ samples whereas we only require $N \gtrsim r$.

C Proof of Theorems 1 and 2

In this section and in Appendix D, we provide two main theorems: Theorem 1 and Theorem 4. We will first prove Theorem 1 which adds T new tasks by leveraging a frozen feature extractor ϕ_{frz} . Secondly, observe that Theorem

1 adds the T new tasks in a multitask fashion which models the setting where new tasks arrive in batches of size T . This still captures continual learning due to the use of the frozen feature-extractor that corresponds to the features built by earlier tasks. Also, setting $T = 1$ in Theorem 1 corresponds to adding a single new task and updating the representation. Using this observation, we provide an additional result Theorem 4 where the tasks are added to the super-network sequentially. Theorem 4, provided in Appendix D, arguably better captures the CL setting. In essence, it follows as an iterative applications of Theorem 1 after introducing proper definitions that capture the impact of imperfections due to finite sample learning (see Definition 4 and Assumption 1).

C.1 Proof of Theorem 1

The original statement of Theorem 1 does not introduce certain terms formally due to space limitations. Here, we first add some clarifying remarks on this. Let $\mathcal{B}(S)$ return the smallest Euclidean ball containing the set S (that lies on an Euclidean space). For a function $f : \mathcal{Z} \rightarrow \mathcal{Z}'$, define the $\|\cdot\|_{L_\infty}$ norm to be the Lipschitz constant $\|f\|_{L_\infty} := \|f\|_{L_\infty}^{\mathcal{Z}} = \sup_{\mathbf{x}, \mathbf{y} \in \mathcal{B}(\mathcal{Z})} \frac{\|f(\mathbf{x}) - f(\mathbf{y})\|_{\ell_2}}{\|\mathbf{x} - \mathbf{y}\|_{\ell_2}}$. Below, we assume that ϕ_{frz} and all $\phi_{\text{new}} \in \Phi_{\text{new}}$, $h \in \mathbf{H}$ are L -Lipschitz (on their sets of input features). Suppose \mathcal{X} is the set of feasible input features and \mathcal{X} has bounded Euclidean radius $R = \sup_{\mathbf{x} \in \mathcal{X}} \|\mathbf{x}\|_{\ell_2}$. This means that input features of the classifier h lie on the set $\mathcal{X}' = \phi_{\text{frz}} \circ \mathcal{X} + \Phi_{\text{new}} \circ \mathcal{X}$ with Euclidean radius bounded by $2LR$. Thus both raw features and intermediate features are bounded and we use these sets in Def. 1. Thus, we set $\bar{C} := \max(\bar{C}_{\mathcal{X}}, \bar{C}_{\mathcal{X}'})$ below.

Theorem 3 (Theorem 1 restated) Recall that $(\hat{\mathbf{h}}, \hat{\phi} = \hat{\phi}_{\text{new}} + \phi_{\text{frz}})$ is the solution of (CRL). Suppose that the loss function $\ell(y, \hat{y})$ takes values on $[0, B]$ and is Γ -Lipschitz w.r.t. \hat{y} . Draw T independent datasets $\{(\mathbf{x}_{ti}, y_{ti})\}_{i=1}^N \subset \mathcal{X} \times \mathcal{Y}$ for $t \in [T]$ where each dataset is distributed i.i.d. according to \mathcal{D}_t . Suppose the input set \mathcal{X} has bounded Euclidean radius. Suppose $\|\phi_{\text{frz}}\|_{L_\infty}, \|\phi_{\text{new}}\|_{L_\infty}, \|h\|_{L_\infty} \leq L$ for all $\phi_{\text{new}} \in \Phi_{\text{new}}, h \in \mathbf{H}$. With probability at least $1 - 2e^{-\tau}$, for some absolute constant $C > 0$, the task-averaged population risk of the solution $(\hat{\mathbf{h}}, \hat{\phi})$ obeys

$$\begin{aligned} \mathcal{L}(\hat{\mathbf{h}}, \hat{\phi}) &\leq \mathcal{L}_{\phi_{\text{frz}}}^* + CB \sqrt{\frac{(TC(\mathbf{H}) + \mathcal{C}(\Phi_{\text{new}})) \log(\bar{C}\Gamma(L+1)NT) + \tau}{TN}}, \\ &\leq \mathcal{L}^* + MM_{\text{frz}} + CB \sqrt{\frac{(TC(\mathbf{H}) + \mathcal{C}(\Phi_{\text{new}})) \log(\bar{C}\Gamma(L+1)NT) + \tau}{TN}}. \end{aligned}$$

Proof Below $c, C > 0$ denote absolute constants. For a scalar a , define $a_+ = a + 1$. The proof uses a covering argument following the definition of the covering dimension. Fix $1 > \varepsilon > 0$. To start with, let $\Phi_{\text{new}, \varepsilon}$ and \mathbf{H}_ε be ε -covers (per Definition 1) of the sets Φ_{new} and \mathbf{H} respectively. Let \mathbf{H}_ε^T be T -times Cartesian product of \mathbf{H}_ε . Our goal is bounding the supremum of the gap between the empirical and population risks to conclude with the result.

• **Step 1: Union bound over the cover.** Following Definition 1, we have that $\log |\mathbf{H}_\varepsilon^T| \leq TC(\mathbf{H}) \log(\bar{C}/\varepsilon)$, $\log |\Phi_{\text{new}, \varepsilon}| \leq \mathcal{C}(\Phi_{\text{new}}) \log(\bar{C}/\varepsilon)$. Define $\mathcal{S} = \Phi_{\text{new}, \varepsilon} \times \mathbf{H}_\varepsilon^T$. These imply that

$$\log |\mathcal{S}| \leq D \quad \text{where} \quad D := (\mathcal{C}(\Phi_{\text{new}}) + TC(\mathbf{H})) \log\left(\frac{\bar{C}}{\varepsilon}\right).$$

Set $t = B \sqrt{\frac{D + \tau}{cNT}}$ for an absolute constant $c > 0$ which corresponds to the concentration rate of the Hoeffding inequality that follows next. Using the fact that the loss function is bounded in $[0, B]$, applying a Hoeffding bound over all elements of the cover, we find that for all $(\mathbf{h}, \phi) \in \mathcal{S}$

$$\begin{aligned} \mathbb{P}(|\mathcal{L}(\mathbf{h}, \phi) - \hat{\mathcal{L}}(\mathbf{h}, \phi)| \geq t) &\leq 2|\mathcal{S}| e^{-\frac{cNTt^2}{B^2}} \\ &\leq 2|\mathcal{S}| e^{-D - \tau} = 2e^{\log |\mathcal{S}| - D - \tau} \\ &\leq 2e^{-\tau}. \end{aligned} \tag{5}$$

• **Step 2: Perturbation analysis.** We showed the concentration on the cover. Now we need to relate the cover to the continuous set. Given any candidate $\phi = \phi_{\text{new}} + \phi_{\text{frz}}$ with $\phi_{\text{new}} \in \Phi_{\text{new}}, \mathbf{h} := (h_t)_{t=1}^T \in \mathbf{H}^T$, we draw a neighbor $\phi' = \phi'_{\text{new}} + \phi_{\text{frz}}$ with $\phi'_{\text{new}} \in \Phi_{\text{new}, \varepsilon}, \mathbf{h}' := (h'_t)_{t=1}^T \in \mathbf{H}_\varepsilon^T$.

Recall that $\|\phi_{\text{new}}\|_{L_\infty}, \|h\|_{L_\infty} \leq L$ for all $\phi_{\text{new}} \in \Phi_{\text{new}}, h \in \mathbf{H}$. The task-averaged risk perturbation relates to the individual risks which in turn relates to individual examples as follows. Let $f_t = h_t \circ \phi$ for all $t \in [T]$.

$$|\mathcal{L}(\mathbf{h}, \phi) - \mathcal{L}(\mathbf{h}', \phi')| \leq \sup_{1 \leq t \leq T} |\mathcal{L}_t(h_t, \phi) - \mathcal{L}_t(h'_t, \phi')| \quad (6)$$

$$\leq \sup_{i \in [n], t \in [T]} |\ell(y_{ti}, f_t(\mathbf{x}_{ti})) - \ell(y_{ti}, f'_t(\mathbf{x}_{ti}))| \quad (7)$$

$$\leq \Gamma \sup_{i \in [n], t \in [T]} |f_t(\mathbf{x}_{ti}) - f'_t(\mathbf{x}_{ti})|. \quad (8)$$

The perturbations for the individual examples are bounded via triangle inequalities as follows.

$$\begin{aligned} |f_t(\mathbf{x}_{ti}) - f'_t(\mathbf{x}_{ti})| &\leq |h_t \circ \phi(\mathbf{x}_{ti}) - h'_t \circ \phi'(\mathbf{x}_{ti})| \\ &\leq (|h_t \circ \phi(\mathbf{x}_{ti}) - h_t \circ \phi'(\mathbf{x}_{ti})| + |h_t \circ \phi'(\mathbf{x}_{ti}) - h'_t \circ \phi'(\mathbf{x}_{ti})|) \\ &\leq (L + 1)\varepsilon := L_+\varepsilon. \end{aligned} \quad (9)$$

The last line follows from the triangle inequality via ε -covering and L -Lipschitzness of h and ϕ as follows

- Since $\|\phi(\mathbf{x}_{ti}) - \phi'(\mathbf{x}_{ti})\|_{\ell_2} = \|\phi_{\text{new}}(\mathbf{x}_{ti}) - \phi'_{\text{new}}(\mathbf{x}_{ti})\|_{\ell_2} \leq \varepsilon \implies |h_t \circ \phi(\mathbf{x}_{ti}) - h_t \circ \phi'(\mathbf{x}_{ti})| \leq L\varepsilon$.
- Set $\mathbf{v} = \phi'(\mathbf{x}_{ti})$. Since $\|h(\mathbf{v}) - h'(\mathbf{v})\|_{\ell_2} \leq \varepsilon \implies |h'_t \circ \phi'(\mathbf{x}_{ti}) - h_t \circ \phi'(\mathbf{x}_{ti})| \leq \varepsilon$.

Combining these, following (8), and repeating the identical perturbation argument (9) for the empirical risk $\hat{\mathcal{L}}$, we obtain

$$\max(|\mathcal{L}(\mathbf{h}, \phi) - \mathcal{L}(\mathbf{h}', \phi')|, |\hat{\mathcal{L}}(\mathbf{h}, \phi) - \hat{\mathcal{L}}(\mathbf{h}', \phi')|) \leq \Gamma L_+\varepsilon. \quad (10)$$

• **Step 3: Putting things together.** Combining (5) and (10), we found that, with probability at least $1 - 2e^{-\tau}$, for all $\phi = \phi_{\text{new}} + \phi_{\text{fz}}$ with $\phi_{\text{new}} \in \Phi_{\text{new}}$ and all $\mathbf{h} \in \mathbf{H}^T$, we have that

$$|\mathcal{L}(\mathbf{h}, \phi) - \hat{\mathcal{L}}(\mathbf{h}, \phi)| \leq 2\Gamma L_+\varepsilon + B\sqrt{\frac{D + \tau}{cNT}}. \quad (11)$$

Setting $\varepsilon = \frac{1}{\Gamma L_+ NT}$, for an updated constant $C > 0$, we find

$$|\mathcal{L}(\mathbf{h}, \phi) - \hat{\mathcal{L}}(\mathbf{h}, \phi)| \leq CB\sqrt{\frac{D + \tau}{NT}}. \quad (12)$$

where $D = (C(\Phi_{\text{new}}) + TC(\mathbf{H})) \log(\bar{C}\Gamma L_+ NT)$ following the above definition of D .

Note that, the uniform concentration above also implies the identical bound for the minimizer of the empirical risk. Let $(\hat{\mathbf{h}}, \hat{\phi})$ be the minimizer of the empirical risk. Specifically, let $(\mathbf{h}^{*, \phi_{\text{fz}}}, \phi_{\text{new}}^{*, \phi_{\text{fz}}})$ be the optimal hypothesis in $(\mathbf{H}, \Phi_{\text{new}})$ minimizing the population risk subject to using frozen feature extractor ϕ_{fz} , that is, $\mathcal{L}(\mathbf{h}^{*, \phi_{\text{fz}}}, \phi_{\text{new}}^{*, \phi_{\text{fz}}} + \phi_{\text{fz}}) = \mathcal{L}_{\phi_{\text{fz}}}^*$. Then, we note that

$$\mathcal{L}(\hat{\mathbf{h}}, \hat{\phi}) \leq \hat{\mathcal{L}}(\hat{\mathbf{h}}, \hat{\phi}) + CB\sqrt{\frac{D + \tau}{NT}} \leq \hat{\mathcal{L}}(\mathbf{h}^{*, \phi_{\text{fz}}}, \phi_{\text{new}}^{*, \phi_{\text{fz}}} + \phi_{\text{fz}}) + CB\sqrt{\frac{D + \tau}{NT}} \leq \mathcal{L}_{\phi_{\text{fz}}}^* + 2CB\sqrt{\frac{D + \tau}{NT}}.$$

This concludes the proof of the main statement (first line). The second statement follows directly from the definition of mismatch, that is, using the fact that $\text{MM}_{\phi_{\text{fz}}} = \mathcal{L}_{\phi_{\text{fz}}}^* - \mathcal{L}^*$. ■

C.2 Proof of Theorem 2

Proof Within this setting, classifier heads correspond to $h(\mathbf{a}) := h_{\mathbf{v}}(\mathbf{a}) = \sigma(\mathbf{v}^\top \psi(\mathbf{a}))$ and $\mathbf{H} = \{h_{\mathbf{v}} \mid \|\mathbf{v}\|_{\ell_2} \leq B\}$. Similarly, feature representations correspond to $\phi(\mathbf{x}) = \mathbf{W}\mathbf{x}$, $\phi_{\text{fz}}(\mathbf{x}) = \mathbf{W}_{\text{fz}}\mathbf{x}$, $\phi_{\text{new}}(\mathbf{x}) := \phi_{\text{new}}^{\mathbf{W}_{\text{new}}}(\mathbf{x}) = \mathbf{W}_{\text{new}}\mathbf{x}$ where $\mathbf{W} = \mathbf{W}_{\text{fz}} + \mathbf{W}_{\text{new}} \in \mathbb{R}^{r \times d}$. The hypothesis set becomes $\Phi_{\text{new}} = \{\phi_{\text{new}}^{\mathbf{W}_{\text{new}}} \mid \mathbf{W}_{\text{new}} \in \mathcal{W}\}$.

Here $\mathbf{W}_{\text{new}} \in \mathcal{W}$ is the weights of the new feature representation to learn on top of \mathbf{W}_{fz} . Importantly, \mathbf{W}_{new} only learns the last r_{new} rows since first r_{fz} rows are fixed by frozen feature extractor \mathbf{W}_{fz} . For the proof, we simply need to plug in the proper quantities within Theorem 1. First, observe that $\mathcal{L}^* = \mathbb{E}[Z]^2$ since Z is independent zero-mean noise thus for any predictor using $\hat{y} := \hat{y}(\mathbf{x})$ input features we have

$$\mathbb{E}[\ell(y, \hat{y})] = \mathbb{E}[(y(\mathbf{x}) + Z - \hat{y}(\mathbf{x}))^2] \geq \mathbb{E}[Z^2],$$

where $y(\mathbf{x}) = \sigma(\mathbf{v}_t^*{}^\top \psi(\mathbf{W}^* \mathbf{x}))$ is the noiseless label.

We next prove that $\mathcal{L}_{\text{frz}}^* = \mathcal{L}^* = \mathbb{E}[Z^2]$. This simply follows from the fact that frozen representation \mathbf{W}_{frz} is perfectly compatible with ground-truth representation \mathbf{W}^* . Specifically, observe that $\mathbf{W}_{\text{new}}^* := \mathbf{W}^* - \mathbf{W}_{\text{frz}}$ lies within the hypothesis set \mathcal{W} since by construction $\|\mathbf{W}_{\text{new}}^*\| \leq \|\mathbf{W}^*\| \leq \bar{B}$ and $\mathbf{W}_{\text{new}}^*$ is zero in the first r_{frz} rows. Similarly $(\mathbf{v}_t^*)_{t=1}^T$ obey the ℓ_2 norm constraint $\|\mathbf{v}_t^*\|_{\ell_2} \leq B$. Thus, $\mathbf{W}_{\text{new}}^*, \mathbf{V}^* = (\mathbf{v}_t^*)_{t=1}^T$ are feasible solutions of the hypothesis space and since $\mathbf{W}_{\text{new}}^* + \mathbf{W}_{\text{frz}} = \mathbf{W}^*$, for this choice we have that $\hat{y}(\mathbf{x}) = y(\mathbf{x})$ thus task-specific risks induced by $(\mathbf{v}_t^*, \mathbf{W}^*)$ obey $\mathcal{L}_t(\mathbf{v}_t^*, \mathbf{W}^*) = \mathbb{E}[Z^2]$ for all $t \in [T]$. Consequently, the task-averaged risk obeys $\mathcal{L}(\mathbf{V}^*, \mathbf{W}^*) = \mathbb{E}[Z^2]$ proving aforementioned claim.

The remaining task is bounding the covering dimensions of the hypothesis sets \mathbf{H} and Φ_{new} and verifying Lipschitzness. The Lipschitzness of $h(\mathbf{a}) = \sigma(\mathbf{v}^\top \psi(\mathbf{a})) \in \mathbf{H}$, $\phi_{\text{frz}}(\mathbf{x}) = \mathbf{W}_{\text{frz}} \mathbf{x}$, $\phi_{\text{new}}(\mathbf{x}) = \mathbf{W}_{\text{new}} \mathbf{x} \in \Phi_{\text{new}}$ follows from the fact that all $\mathbf{W}_{\text{new}} \in \mathcal{W}$, \mathbf{W}^* , \mathbf{W}_{frz} have spectral norms bounded by \bar{B} , and the fact that, the Lipschitz constant of h (denoted by $\text{Lip}(\cdot)$) can be bounded as $\text{Lip}(h) \leq \text{Lip}(\sigma)\text{Lip}(\psi)\|\mathbf{v}\|_{\ell_2} \leq \bar{L}^2 B$ where $\bar{L} = \max(\text{Lip}(\psi), \text{Lip}(\sigma))$. Recall that dependence on the Lipschitz constant is logarithmic.

What remains is determining the covering dimensions of $\mathbf{H}, \Phi_{\text{new}}$ which simply follows from covering the parameter spaces of $\mathbf{v} \in \mathcal{B}^d(B)$, $\mathbf{W}_{\text{new}} \in \mathcal{W}$. Here $\mathcal{B}^d(B)$ is defined to be the Euclidean ball of radius B . Suppose \mathcal{X} lies on an Euclidean ball of radius R and let $\mathcal{F} = (\{\phi_{\text{frz}}\} + \Phi_{\text{new}}) \circ \mathcal{X}$ be the feature representations. Since \mathbf{W}_{frz} and \mathbf{W}_{new} have spectral norm at most \bar{B} , \mathcal{F} is subset of Euclidean ball of radius $2\bar{B}R$.

Fix an $\varepsilon_0 = \frac{\varepsilon}{2\bar{B}R\bar{L}^2}$ ℓ_2 -cover of $\mathcal{B}^d(B)$. This cover has cardinality at most $(\frac{6\bar{B}\bar{R}\bar{L}^2}{\varepsilon})^d$ and induces an ε cover of \mathbf{H} . To see this, given any $\mathbf{f} \in \mathcal{F}$ and $\mathbf{v} \in \mathcal{B}^d(B)$, there exists a cover element \mathbf{v}' with $\|\mathbf{v}' - \mathbf{v}\|_{\ell_2} \leq \varepsilon_0$, as a result $|h_{\mathbf{v}'}(\mathbf{f}) - h_{\mathbf{v}}(\mathbf{f})| \leq \bar{L}^2 \|\mathbf{f}\|_{\ell_2} \|\mathbf{v}' - \mathbf{v}\|_{\ell_2} \leq \varepsilon$. Consequently $\mathcal{C}(\mathbf{H}) = d$. Similarly, since elements of \mathcal{W} has $r_{\text{new}}d$ nonzero parameters (and recalling that \mathcal{W} is also subset of spectral norm ball of radius \bar{B}) \mathcal{W} admits a $\frac{\varepsilon}{R}$ Frobenius cover of cardinality $(\frac{3R\bar{B}\sqrt{r_{\text{new}}}}{\varepsilon})^{r_{\text{new}}d}$. Consequently, for any $\phi_{\mathbf{W}}$ with $\mathbf{W} = \mathbf{W}_{\text{new}} + \mathbf{W}_{\text{frz}}$, there exists a cover element $\phi_{\mathbf{W}'}$ with $\|\mathbf{W}'_{\text{new}} - \mathbf{W}_{\text{new}}\| \leq \|\mathbf{W}'_{\text{new}} - \mathbf{W}_{\text{new}}\|_F \leq \frac{\varepsilon}{R}$, such that for all $\mathbf{x} \in \mathcal{X}$, we have that $|\phi_{\mathbf{W}} - \phi_{\mathbf{W}'}| \leq \|\mathbf{W}'_{\text{new}} - \mathbf{W}_{\text{new}}\| \|\mathbf{x}\|_{\ell_2} \leq \varepsilon$. Consequently $\mathcal{C}(\Phi_{\text{new}}) \leq r_{\text{new}}d$. These bounds on covering dimensions conclude the proof after applying Theorem 1. ■

D Theoretical Analysis of Adding T New Tasks Sequentially (Theorem 4)

Theorem 1 adds T tasks simultaneously on frozen feature extractor ϕ_{frz} . Below, we consider the setting where we add these tasks sequentially via repeated applications of Theorem 1 and a new task t builds upon the cumulative representation learned from tasks 1 to $t-1$. This setting better reflects what actually happens in continual learning and in our experiments but is more involved because representation quality of an earlier task will impact the accuracy of the future tasks. To this end, we first describe the learning setting and assumptions on the representation mismatch.

Sequential learning setting: We will learn a new task with index t over the hypothesis set Φ_{new}^t for $t \in [T]$. Suppose we are at task t . That is, we assume that we have already built incremental (continual) feature-extractors $\phi_{\text{new}}^1, \dots, \phi_{\text{new}}^{t-1}$ for tasks 1 through $t-1$ where each one obeys $\phi_{\text{new}}^\tau \in \Phi_{\text{new}}^\tau$. Thus, the (cumulative) frozen representation at time t is given by

$$\phi_{\text{frz}}^t = \phi_{\text{frz}} + \sum_{i=1}^{t-1} \phi_{\text{new}}^i.$$

Here $\phi_{\text{frz}} := \phi_{\text{frz}}^1$ is the representation built before any new task arrived. Using ϕ_{frz}^t , we solve the following (essentially identical) variation of (CRL) where **we focus on task t given the outcome of the continual learning procedure until task $t-1$** .

$$h^t, \phi_{\text{new}}^t = \arg \min_{\substack{h \in \mathbf{H}, \phi_{\text{new}} \in \Phi_{\text{new}}^t \\ \phi = \phi_{\text{new}} + \phi_{\text{frz}}^t}} \hat{\mathcal{L}}_{\mathcal{S}_t}(f) = \frac{1}{N} \sum_{i=1}^N \ell(y_{ti}, f(\mathbf{x}_{ti})) \quad \text{where} \quad f = h \circ \phi. \quad (\text{CRL-SEQ})$$

After obtaining ϕ_{new}^t , the feature-extractor of task t is given by $\phi^t = \phi_{\text{frz}}^t + \phi_{\text{new}}^t$ and prediction function becomes $f^t = h^t \circ \phi^t$. Finally, ϕ^t of task t becomes the next frozen feature-extractor i.e. $\phi_{\text{frz}}^{t+1} = \phi^t$.

In this sequential setting, intuitively $(\Phi_{\text{new}}^\tau)_{\tau=1}^T$ are less complex hypothesis spaces compared to Φ_{new} of Theorem 1. This is because we learn Φ_{new}^τ using a single task. In that sense, the proper scaling of hypothesis set complexity

is $\mathcal{C}(\Phi_{\text{new}}^\tau) \propto \mathcal{C}(\Phi_{\text{new}})/T$ for $\tau \in [T]$. Specifically, we assume that for some global value $\mathcal{C}_{\text{new}}^\Phi > 0$

$$\mathcal{C}(\Phi_{\text{new}}^\tau) \leq \mathcal{C}_{\text{new}}^\Phi \quad \text{for all } 1 \leq \tau \leq T. \quad (13)$$

Secondly, compared to Theorem 1, we need to introduce a more intricate compatibility condition to assess the benefit of the representations learned from finite data $\phi_{\text{new}}^1, \dots, \phi_{\text{new}}^{t-1}$ for the new task t . This will be accomplished by first introducing population level compatibility and then introducing an assumption that controls the impact of finite sample learning on the new task. These definition and assumption arise naturally to control the learnability of a new task given features of earlier tasks. Related assumptions (e.g. *task diversity* condition) have been used by other works for transfer/meta learning purposes [76, 60, 18, 87].

Let $(h^{*,1}, \phi_{\text{new}}^{*,1}), \dots, (h^{*,t}, \phi_{\text{new}}^{*,t}), \dots$ be the (classifier, representation) sequence obtained by solving (CRL-SEQ) using infinite samples $N = \infty$ (that is, solving the population-level optimization rather than finite-sample ERM). The following definition introduces the representation mismatch at task t to capture the suitability of the population-level representations $(\phi_{\text{new}}^{*,\tau})_{\tau=1}^{t-1}$ for a new task t . Set $\phi_{\text{frz}}^{*,t} = \phi_{\text{frz}} + \sum_{\tau=1}^{t-1} \phi_{\text{new}}^{*,\tau}$ and define the set of all feasible representations for task t as $\Phi^t = \sum_{\tau=1}^t \Phi_{\text{new}}^\tau + \Phi_{\text{frz}} \subseteq \Phi$.

Definition 4 (Population quantities and representation mismatch) For task t , define the population (infinite-sample) risk as $\mathcal{L}_t(h, \phi) = \mathbb{E}[\hat{\mathcal{L}}_{\mathcal{S}_t}(h, \phi)]$. Define the optimal risk of task t over all feasible representations in Φ as $\mathcal{L}^{*,t} = \min_{h \in \mathbf{H}, \phi \in \Phi} \mathcal{L}_t(h, \phi)$. Note that the optimal risk gets to choose the best representations within $(\Phi_{\text{new}}^\tau)_{\tau=1}^t$ and Φ_{frz} since $\sum_{\tau=1}^t \Phi_{\text{new}}^\tau + \Phi_{\text{frz}} \subseteq \Phi$. Finally, define the optimal risk with fixed frozen model $\phi_{\text{frz}}^{*,t} = \phi_{\text{frz}} + \sum_{\tau=1}^{t-1} \phi_{\text{new}}^{*,\tau}$ to be $\mathcal{L}_{\text{seq}}^{*,t} = \min_{h \in \mathbf{H}, \phi^t \in \Phi_{\text{new}}^t} \mathcal{L}_t(h, \phi)$ s.t. $\phi = \phi_{\text{new}}^t + \phi_{\text{frz}}^{*,t}$. The sequential representation mismatch at task t is defined as

$$MM_{\text{seq}}^{*,t} = \mathcal{L}_{\text{seq}}^{*,t} - \mathcal{L}^{*,t}. \quad (14)$$

This definition is the sequential counterpart of Definitions 2 and 3. It quantifies the cost of continual learning with respect to choosing the best (oracle) representation. It also aims to capture the properties of the task distributions thus it uses infinite samples for tasks $1 \leq \tau \leq t$. In practice, a new task t is learned on top of finite sample tasks. We need to make a plausible assumption to formalize

With enough samples, representations learned from finite sample tasks are almost as useful as representations learned from infinite sample tasks.

We accomplish this by introducing empirical/population compatibility below. The basic idea is that, quality of the representation should decay gracefully as we move from infinite to finite samples.

Assumption 1 (Empirical/population compatibility) For task t , define the population risk $\mathcal{L}_t(h, \phi) = \mathbb{E}[\hat{\mathcal{L}}_{\mathcal{S}_t}(h, \phi)]$. Recall the definitions of $\phi_{\text{frz}}, (h^{*,t}, \phi_{\text{new}}^{*,t})_{t \geq 1}$ from Def. 4. Given a sequence of incremental feature-extractors $\phi = (\phi_{\text{new}}^\tau)_{t \geq 1}$, recall from (CRL-SEQ) that task $\tau - 1$ uses the extractor $\phi_{\text{frz}}^\tau = \phi_{\text{frz}} + \sum_{i=1}^{\tau-1} \phi_{\text{new}}^i$. To quantify representation quality, we introduce the risks $\bar{\mathcal{L}}_{\text{seq}}^t := \bar{\mathcal{L}}_{\text{seq}}^{t,\phi}, \mathcal{L}_{\text{seq}}^t := \mathcal{L}_{\text{seq}}^{t,\phi}$ induced by ϕ (similar to Def. 4)

$$\begin{aligned} \bar{\mathcal{L}}_{\text{seq}}^t &= \min_{h \in \mathbf{H}} \mathcal{L}_t(h, \phi_{\text{frz}}^{t+1}) \\ \mathcal{L}_{\text{seq}}^t &= \min_{h \in \mathbf{H}, \phi_{\text{new}}^t \in \Phi_{\text{new}}^t} \mathcal{L}_t(h, \phi) \text{ s.t. } \phi = \phi_{\text{new}}^t + \phi_{\text{frz}}^{*,t}. \end{aligned} \quad (15)$$

Here $\bar{\mathcal{L}}_{\text{seq}}^t$ uses the given ϕ_{new}^t (within ϕ) whereas $\mathcal{L}_{\text{seq}}^t$ chooses the optimal $\phi_{\text{new}}^t \in \Phi_{\text{new}}^t$ ². Thus $\bar{\mathcal{L}}_{\text{seq}}^t \geq \mathcal{L}_{\text{seq}}^t$. Based on these, define the mismatch between empirical and population-level optimizations

$$MM_{\text{emp}}^t = \mathcal{L}_{\text{seq}}^t - \mathcal{L}_{\text{seq}}^{*,t} \quad \text{and} \quad \overline{MM}_{\text{emp}}^t = \bar{\mathcal{L}}_{\text{seq}}^t - \mathcal{L}_{\text{seq}}^{*,t}.$$

Again by construction $\overline{MM}_{\text{emp}}^t \geq MM_{\text{emp}}^t$. We say **empirical and population representations** are compatible if there exists a constant $\varepsilon_0 > 0$ such that, for all choices of $(\phi_{\text{new}}^\tau)_{\tau=1}^t \in \Phi_{\text{new}}^1 \times \dots \times \Phi_{\text{new}}^t$, we have that

$$\underbrace{MM_{\text{emp}}^t}_{\text{subopt on new task}} \leq \underbrace{\varepsilon_0}_{\text{additive mismatch}} + \underbrace{\frac{1}{t-1} \sum_{\tau=1}^{t-1} \overline{MM}_{\text{emp}}^\tau}_{\text{avg subopt on first } t-1 \text{ tasks}}$$

² $\mathcal{L}_{\text{seq}}^t$ definition is needed to quantify the representation quality of a new task where incremental update ϕ_{new}^t has not been built yet. In contrast, $\bar{\mathcal{L}}_{\text{seq}}^t$ quantifies the representation quality of previous tasks for which (full) feature extractors are known.

Interpretation: Here, $\frac{1}{t-1} \sum_{\tau=1}^{t-1} \overline{MM}_{\text{emp}}^\tau$ quantifies the suboptimality of the representations used by first $t-1$ tasks. Recall that task τ uses representation ϕ_{frz}^τ for $\tau \leq t-1$. Verbally, this assumption guarantees that, task t can find an (incremental) representation $\phi_{\text{new}}^t \in \Phi_{\text{new}}^t$ and classifier $h \in \mathbf{H}$ such that its suboptimality to population-optimal risk $\mathcal{L}_{\text{seq}}^{*,t}$ is upper bounded in terms of the average of the suboptimalities over the first $t-1$ tasks. Note that, this can also be viewed as a **sequential task diversity** condition because we are assuming that good quality representations on the first $t-1$ tasks (w.r.t. population minima) ensure a small excess risk (w.r.t. population minima) on the new task.

Following this assumption, theorem below is our main guarantee on sequential CRL. It is obtained by stitching T applications of Lemma 1 which adds a single new task. The statement of Lemma 1 is provided within the proof of Theorem 4 below.

Theorem 4 Suppose we solve the sequential continual learning problem (**CRL-SEQ**) for each task $1 \leq t \leq T$ to obtain hypothesis $(h^t, \phi_{\text{new}}^t)_{t=1}^T$. The t 'th model uses the prediction $h^t \circ \phi_{\text{frz}}^{t+1}$ where $\phi_{\text{frz}}^t = \phi_{\text{frz}} + \sum_{\tau=1}^{t-1} \phi_{\text{new}}^\tau$. Consider the same core setting as in Theorem 1: Namely, we assume Lipschitz hypothesis sets $\Phi_{\text{new}}^t, \mathbf{H}$, Lipschitz loss function $\ell : \mathbb{R} \times \mathbb{R} \rightarrow [0, 1]$ and bounded input feature set \mathcal{X} all with respect to Euclidean distance. Recall that $\mathcal{L}^{*,t}$ is the optimal risk for task t . Suppose the complexity of each Φ_{new}^t is upper bounded by C_{new}^Φ as in (13) for $t \in [T]$. For some absolute constant $C > 0$, with probability $1 - 2Te^{-\tau}$, the solutions $(h^t, \phi_{\text{new}}^t)_{t=1}^T$ of (**CRL-SEQ**) satisfies the following cumulative generalization bound (summed over all T tasks)

$$\underbrace{\sum_{t=1}^T (\mathcal{L}_t(h^t, \phi^t) - \mathcal{L}^{*,t})}_{\text{excess test risk w.r.t. oracle}} \leq \underbrace{\sum_{t=1}^T MM_{\text{seq}}^{*,t}}_{\text{sequential representation mismatch}} + \underbrace{T^2(\varepsilon_0 + C\sqrt{\frac{\mathcal{C}(\mathbf{H}) + C_{\text{new}}^\Phi + \tau}{N}})}_{\text{cost of finite sample learning}}. \quad (16)$$

In light of Def. 4, we can write the suboptimality with respect to solving sequential problems with $N = \infty$ as

$$\underbrace{\sum_{t=1}^T (\mathcal{L}_t(h^t, \phi^t) - \mathcal{L}_{\text{seq}}^{*,t})}_{\text{excess test risk w.r.t. sequential learning}} \leq \underbrace{T^2(\varepsilon_0 + C\sqrt{\frac{\mathcal{C}(\mathbf{H}) + C_{\text{new}}^\Phi + \tau}{N}})}_{\text{cost of finite sample learning}}. \quad (17)$$

Discussion. Before providing the proof in the next section, a few remarks are in place. First, we state the sum of test errors rather than the average. Secondly, observe that (16) compares the test errors to the optimal possible errors $\mathcal{L}^{*,t}$. On the right hand side there are two terms: “representation mismatch” and “cost of finite sample learning”.

“Representation mismatch” quantifies the population-level error that arises even if each task had access to infinite samples. This is because, even if each task solved (**CRL-SEQ**) perfectly, the resulting sequence of representations does not have to be optimal for the next task and $MM_{\text{seq}}^{*,t}$ precisely captures this suboptimality. Recall that this population-level gap arises from Definition 4. This also emphasizes that we should train diverse tasks firstly, since diverse features learned from previous tasks help reduce $MM_{\text{seq}}^{*,t}$ due to its highly relevant representation.

The “cost of finite sample learning” term originally captures the finite sample effects, and it is proportional to the statistical error rate of solving (**CRL-SEQ**) for the first task-only i.e. $\sqrt{\frac{\mathcal{C}(\mathbf{H}) + C_{\text{new}}^\Phi}{N}}$. Here, recall from (13) that C_{new}^Φ is an upper bound to the complexities of $\Phi_{\text{new}}^1, \dots, \Phi_{\text{new}}^T$. Perhaps unexpected dependence is the quadratic growth in T . This is in contrast to linear growth one would get from adding tasks simultaneously as in Theorem 1. This quadratic growth arises from the accumulation of the finite-sample representation suboptimalities as we add more tasks. Specifically, Assumption 1 helps guarantee that feature-extractors of tasks $1, \dots, t-1$ are useful for task t ; however, as more tasks are added they incur more divergence from $(\phi^{*,t})_{t=1}^T$. Each new task has a finite sample and contributes to this divergence and our analysis leads to $\mathcal{O}(T^2)$ upper bound on the error. ε_0 is an additional mismatch term that makes Assumption 1 significantly more flexible (albeit ideally, it is close to zero). Finally, it would be interesting to explore the tightness of these bounds for concrete analytical settings (e.g. **CRL-SEQ** with linear models or neural nets), running more experiments and further studying the role of finite sample effects & representation divergences.

D.1 Proof of Theorem 4

Proof Applying Lemma 1 for each task $1 \leq t \leq T$ and union bounding, with probability $1 - 2Te^{-\tau}$, for all T applications of (CRL-SEQ), we have that

$$\mathcal{L}(h^t, \phi_{\text{new}}^t + \phi_{\text{frz}}^t) - \mathcal{L}^{\star, t} \leq \text{MM}_{\text{seq}}^{\star, t} + \underbrace{\text{MM}_{\text{emp}}^t + \sqrt{\frac{\tilde{\mathcal{O}}(\mathcal{C}(\mathbf{H}) + \mathcal{C}_{\text{new}}^{\Phi} + \tau)}{N}}}_{\text{excess empirical error}} \quad (18)$$

$$\overline{\text{MM}}_{\text{emp}}^t \leq \sqrt{\frac{\tilde{\mathcal{O}}(\mathcal{C}(\mathbf{H}) + \mathcal{C}_{\text{new}}^{\Phi} + \tau)}{N}} + \text{MM}_{\text{emp}}^t.$$

We simply need to control MM_{emp}^t at time t . Following Assumption 1, observe that at $t = 1$ we simply have $\text{MM}_{\text{emp}}^1 = 0$. For MM_{emp}^t we have that

$$\begin{aligned} \text{MM}_{\text{emp}}^t &\leq \varepsilon_0 + \frac{1}{t-1} \sum_{\tau=1}^{t-1} \text{MM}_{\text{emp}}^{\tau} \\ \Rightarrow \overline{\text{MM}}_{\text{emp}}^t &\leq \left[\varepsilon_0 + \sqrt{\frac{\tilde{\mathcal{O}}(\mathcal{C}(\mathbf{H}) + \mathcal{C}_{\text{new}}^{\Phi} + \tau)}{N}} \right] + \frac{\sum_{\tau=1}^{t-1} \text{MM}_{\text{emp}}^{\tau}}{t-1}. \end{aligned} \quad (19)$$

Declare $B := \varepsilon_0 + \sqrt{\frac{\tilde{\mathcal{O}}(\mathcal{C}(\mathbf{H}) + \mathcal{C}_{\text{new}}^{\Phi} + \tau)}{N}}$. We will inductively prove that for all t

$$\overline{\text{MM}}_{\text{emp}}^t \leq (t-1)B. \quad (20)$$

For $t = 1$, obviously it works. Suppose claim holds until time $t-1$. Using (19) this implies that

$$\overline{\text{MM}}_{\text{emp}}^t \leq B + \frac{\sum_{\tau=1}^{t-1} \overline{\text{MM}}_{\text{emp}}^{\tau}}{t-1} \leq B + \frac{\sum_{\tau=1}^{t-1} (\tau-1)B}{t-1} = B + \frac{t-2}{2}B = \frac{Bt}{2} \leq B(t-1).$$

The last inequality holds since $t \geq 2$. Thus the claim holds for t as well. Q

To proceed, using the fact that $\text{MM}_{\text{emp}}^t \leq \overline{\text{MM}}_{\text{emp}}^t$ and using the upper bound (20), the excess error in (18) is upper bounded by $tB = (t-1)B + B$ to obtain

$$\mathcal{L}(h^t, \phi_{\text{new}}^t + \phi_{\text{frz}}^t) - \mathcal{L}^{\star, t} \leq \text{MM}_{\text{seq}}^{\star, t} + t(\varepsilon_0 + \sqrt{\frac{\tilde{\mathcal{O}}(\mathcal{C}(\mathbf{H}) + \mathcal{C}_{\text{new}}^{\Phi} + \tau)}{N}}). \quad (21)$$

To conclude, we simply sum up (21) for $1 \leq t \leq T$ to obtain the advertised bound where the total excess finite-sample error grows as $\frac{T(T+1)}{2}B \leq T^2B$. This yields (16). (17) is identical to (16) via (14). ■

Following Def. 4 and Assumption 1, the lemma below probabilistically quantifies the generalization risk when we add one task. Using this lemma, we will state our main result which quantifies the generalization risk when adding T tasks.

Lemma 1 Suppose we are given the output pairs $(h^{\tau}, \phi_{\text{new}}^{\tau})_{\tau=1}^{t-1}$ of the first $t-1$ applications of sequential CRL problem (CRL-SEQ). Now, we solve for the t 'th solution denoted by the pair h^t, ϕ_{new}^t . Under same conditions as in Theorem 1 (Lipschitz hypothesis $\Phi_{\text{new}}^t, \mathbf{H}$, Lipschitz loss $\ell : \mathbb{R} \times \mathbb{R} \rightarrow [0, 1]$ and bounded input features \mathcal{X}), for some absolute constant $C > 0$, with probability $1 - 2e^{-\tau}$, the solution $(h^t, \phi_{\text{new}}^t)$ of (CRL-SEQ) satisfies the following two properties

$$\begin{aligned} \mathcal{L}(h^t, \phi_{\text{new}}^t + \phi_{\text{frz}}^t) - \mathcal{L}^{\star, t} &\leq \text{MM}_{\text{seq}}^{\star, t} + \text{MM}_{\text{emp}}^t + \sqrt{\frac{\tilde{\mathcal{O}}(\mathcal{C}(\mathbf{H}) + \mathcal{C}(\Phi_{\text{new}}^t) + \tau)}{N}} \\ \overline{\text{MM}}_{\text{emp}}^t &\leq \sqrt{\frac{\tilde{\mathcal{O}}(\mathcal{C}(\mathbf{H}) + \mathcal{C}(\Phi_{\text{new}}^t) + \tau)}{N}} + \text{MM}_{\text{emp}}^t. \end{aligned} \quad (22)$$

Here, $\text{MM}_{\text{seq}}^{\star, t}, \text{MM}_{\text{emp}}^t, \overline{\text{MM}}_{\text{emp}}^t$ are mismatch definitions introduced in Def. 4 and Assumption 1.

Proof As introduced in (15), the representation quality of the new task will be captured by

$$\mathcal{L}_{\text{seq}}^t = \min_{h \in \mathbf{H}, \phi_{\text{new}} \in \Phi_{\text{new}}^t} \mathcal{L}_t(h, \phi) \text{ s.t. } \phi = \phi_{\text{new}} + \phi_{\text{frz}}^t.$$

Similarly, recall the empirical mismatch $\text{MM}_{\text{emp}}^t = \mathcal{L}_{\text{seq}}^t - \mathcal{L}_{\text{seq}}^{*,t}$. Based on this and recalling $\text{MM}_{\text{seq}}^{*,t}$ definition (14), applying Theorem 1 with $T = 1$, we obtain that, with probability $1 - 2^{-\tau}$ we have the following bounds (on the same event)

$$\begin{aligned} \mathcal{L}(h^t, \phi_{\text{new}}^t + \phi_{\text{frz}}^t) &\leq \mathcal{L}_{\text{seq}}^t + \sqrt{\frac{\tilde{\mathcal{O}}(\mathcal{C}(\mathbf{H}) + \mathcal{C}(\Phi_{\text{new}}^t) + \tau)}{N}} \\ \mathcal{L}(h^t, \phi_{\text{new}}^t + \phi_{\text{frz}}^t) &\leq \mathcal{L}^{*,t} + \text{MM}_{\text{seq}}^{*,t} + \text{MM}_{\text{emp}}^t + \sqrt{\frac{\tilde{\mathcal{O}}(\mathcal{C}(\mathbf{H}) + \mathcal{C}(\Phi_{\text{new}}^t) + \tau)}{N}}. \end{aligned}$$

The second equation establishes (22). The remaining challenge is simply relating the population and empirical mismatches i.e. controlling MM_{emp}^t . Recall h^t is the ERM solution of (CRL-SEQ) associated with ϕ_{new}^t . Using the uniform concentration event (implied within the application of Theorem 1 via (12)), we have

$$|\hat{\mathcal{L}}_{\mathcal{S}_t}(h, \phi_{\text{new}} + \phi_{\text{frz}}^t) - \mathcal{L}_t(h, \phi_{\text{new}} + \phi_{\text{frz}}^t)| \leq \sqrt{\frac{\tilde{\mathcal{O}}(\mathcal{C}(\mathbf{H}) + \mathcal{C}(\Phi_{\text{new}}^t) + \tau)}{N}},$$

Now, using the optimality of h^t for ϕ_{new}^t and the fact that $(h^t, \phi_{\text{new}}^t)$ minimizes the empirical risk, observe that

$$\begin{aligned} \overline{\text{MM}}_{\text{emp}}^t &= \min_{h \in \mathbf{H}} \mathcal{L}(h, \phi_{\text{frz}}^{t+1}) - \mathcal{L}_{\text{seq}}^{*,t} \\ &\leq [\min_{h \in \mathbf{H}} \mathcal{L}(h, \phi_{\text{frz}}^{t+1}) - \mathcal{L}_{\text{seq}}^t] + \text{MM}_{\text{emp}}^t \\ &\leq [\mathcal{L}(h^t, \phi_{\text{frz}}^{t+1}) - \mathcal{L}_{\text{seq}}^t] + \text{MM}_{\text{emp}}^t \\ &\leq \sqrt{\frac{\tilde{\mathcal{O}}(\mathcal{C}(\mathbf{H}) + \mathcal{C}(\Phi_{\text{new}}^t) + \tau)}{N}} + \text{MM}_{\text{emp}}^t, \end{aligned}$$

to conclude with the second line of (22). ■

E Expanded Related Work

Our contributions are most closely related to the continual learning literature. Our theory and algorithms also connect to representation learning and neural network pruning.

Continual learning. A number of methods for continual and lifelong learning have been proposed to tackle the problem of catastrophic forgetting and existing approaches can be broadly categorized into three groups [15]: replay-based [48, 68, 69, 10, 1], regularization-based [38, 91, 46], and parameter isolation methods [21, 90, 53, 70]. In our work, we focus on a branch of parameter isolation methods called zero-forgetting CL such as PackNet [54], CPG [33], RMN [35], and SupSup [84] that completely eliminates forgetting by training a sub-network for each task and freezing the trained parameters (SupSup excepted). However, finding of [23] shows that a network can reduce by over 90% of parameters without performance reduction. This inspires our weight-allocation strategy to adapt PackNet to more sparse sub-networks. Unlike PackNet which prunes the network by keeping largest absolute weights in each layer and reuses all the frozen weights, CPG and RMN apply real-valued mask to each fixed entry and prune by keeping the largest values of the mask. SupSup is motivated by [66, 93, 52] which show that a sufficiently over-parameterized random network contains a sub-network with roughly the same accuracy as the target network without training. In essence, it aims to find masks only over random network and it is adaptable to infinite tasks. However it leads to inefficient inference (due to using the full network) and potentially large memory requirements (as one has to store a mask as large as supernet rather than a subnet).

In CL, in order to load a network with a large number of tasks, often, a large model is needed, which naturally leads to inefficiency during inference-time without proper safeguards. Addressing this challenge appears to be an unexplored avenue as far as we are aware. While in this work, we present Efficient Sparse PackNet (ESPN) that implements zero-forgetting CL and achieves state-of-the-art accuracy with less computational demand.

We also emphasize that there are several interesting works on the theory of continual learning such as [45, 17, 8, 58, 89]. These works focus on NTK-based analysis for deep nets, theoretical investigation of orthogonal

Table 2: Statistics of 6 tasks used in Sec. 4.1

	# of train	# of test	# of classes
ImageNet	1,281,167	50,000	1,000
CUBS	5,994	5,794	200
Stanford Cars	8,144	8,041	196
Flowers	2,040	6,149	102
Wikiart	42,129	10,628	195
Sketch	16,000	4,000	250

Table 3: Test accuracy on 6 tasks corresponds to Fig 3b.

	Individual	ESPN	
		no pretrain	ImageNet pretrain
ImageNet	N/A	N/A	68.91
CUBS	49.64	49.64	57.77
Stanford Cars	79.58	80.86	84.26
Flowers	66.06	85.28	88.11
Wikiart	65.74	65.76	67.69
Sketch	73.52	74.25	75.80

gradient descent [20], and task-similarity. However, to the best of our knowledge, ours is the first work on the representation learning ability and the associated data-efficiency.

Representation learning theory. The rise of deep learning motivated a growing interest in theoretical principles behind representation learning. Similar in spirit to this project, [55] provides generalization bounds for representation-based transfer learning in terms of the Rademacher complexities associated with the source and target tasks. Some of the earliest works towards this goal include [6] and linear settings of [50, 64, 81, 11]. More recent works [30, 51, 39, 85, 24, 26, 18, 76, 65, 75, 72, 55, 3] consider variations beyond supervised learning, concrete settings or established more refined upper/lower performance bounds. There is also a long line of works related to model agnostic meta-learning [22, 16, 4, 36]. Unlike these works, we consider the CL setting and show how the representation learned by earlier tasks provably helps learning the new tasks with fewer samples and better accuracy.

Neural network pruning. Our work is naturally related to neural network pruning methods and compression techniques as we embed tasks into sub-networks. Large model sizes in deep learning have led to a substantial interest in model pruning/quantization [28, 31, 44]. DNN pruning has a diverse literature with various architectural, algorithmic, and hardware considerations [73, 29]. Here, we mention the ones related our work. [23] empirically shows that a large DNN contains a small subset of favorable weights (for pruning), which can achieve similar performance to the original network when trained with the same initialization. [93, 52, 62] demonstrate that there are subsets with good test performance even without any training and provide theoretical guarantees. In relation [12] establishes the theoretical benefits of training large over-parameterized networks to improve downstream pruning performance.

Although weight pruning is proven to be a good way to reduce model parameters and maintain performance, practically, it does not lead to compute efficiency except for some dedicated hardware [27]. Unlike weight pruning, structured/channel pruning prunes the model at the channel level which results in a slim sub-network carrying much less FLOPs than the original dense model [47, 94, 82, 88]. For example [82, 92, 2, 43, 32] prune models by adding a sparse regularization over model weights whereas [47, 94] only add regularization over channel factors, and prune channels with lower scaling factors. However, these prior works don’t focus on the scenario where almost all of FLOPs are pruned, for example with only 1% of original FLOPs remained. To achieve this goal, we present an innovative channel pruning method based on FLOP-aware penalization. Our technique is inspired from [47, 94] (it uses sparsity regularization over BatchNorm weights only) however it outperforms both methods as demonstrated in Appendix A.1.

F Experimental Setting of Figure 3b

Following [54, 33], we conduct experiments in Sec. 4.1 to study how task order and diversity benefits CL, we use 6 image classification tasks, where ImageNet-1k [42] is the first task, followed by CUBS [80], Stanford Cars [40], Flowers [59], WikiArt [71] and Sketch [19], Table 2 provides the detail information of all datasets. In

the experiment, we train a standard ResNet50 model on the last 5 tasks (CUBS to Sketch) to explore how the representation learned from ImageNet can benefit CRL. We follow the same learning hyperparameter setting as Table 1, where we use batch size of 128 and Adam optimizer with $(\beta_1, \beta_2) = (0, 0.999)$. Also we train 60 and 90 epochs for pre-training and pruning with learning rate 0.01, and then we fine-tune the free weights for 100 epochs using cosine decay over learning rate starting from 0.01. Specifically, we employ weight allocation $\alpha = 0.1$ (Sec. A) in both individual and ESPN to enable continue representation learning. Compared with Individual/ESPN without pretrain, the ESPN with ImageNet pretrain employs a sparse pretrained ImageNet model from [83] with 20% non-zero weights. Table 3 shows the test accuracy when learning the last 5 tasks and performances get improved in all 5 tasks.