

# Adaptive Gradient Methods with Local Guarantees

Zhou Lu<sup>\*†‡</sup>  
zhoul@princeton.edu

Wenhan Xia<sup>\*†‡</sup>  
wxia@princeton.edu

Sanjeev Arora<sup>†</sup>  
arora@cs.princeton.edu

Elad Hazan<sup>\*†</sup>  
ehazan@princeton.edu

November 23, 2023

## Abstract

Adaptive gradient methods are the method of choice for optimization in machine learning and used to train the largest deep models. In this paper we study the problem of learning a local preconditioner, that can change as the data is changing along the optimization trajectory. We propose an adaptive gradient method that has provable adaptive regret guarantees vs. the best local preconditioner. To derive this guarantee, we prove a new adaptive regret bound in online learning that improves upon previous adaptive online learning methods.

We demonstrate the robustness of our method in automatically choosing the optimal learning rate schedule for popular benchmarking tasks in vision and language domains. Without the need to manually tune a learning rate schedule, our method can, in a single run, achieve comparable and stable task accuracy as a fine-tuned optimizer.

## 1 Introduction

Adaptive gradient methods have revolutionized optimization for machine learning and are routinely used for training deep neural networks. These algorithms are stochastic gradient based methods, that also incorporate a changing data-dependent preconditioner (multi-dimensional generalization of learning rate). Their empirical success is accompanied with provable guarantees: in any optimization trajectory with given gradients, the adapting preconditioner is comparable to the best in hindsight, in terms of rate of convergence to local optimality.

Their success has been a source of intense investigations over the past decade, since their introduction, with literature spanning thousands of publications, some highlights are surveyed below. The common intuitive understanding of their success is their ability to change the preconditioner, or learning rate matrix, per coordinate and on the fly. A methodological way of changing the learning rate allows treating important coordinates differently as opposed to commonly appearing features of the data, and thus achieve faster convergence.

In this paper we investigate whether a more refined goal can be obtained: namely, can we adapt the learning rate per coordinate, and also in short time intervals? The intuition guiding this search is the rising popularity in “exotic learning rate schedules” for training deep neural networks. The hope is that an adaptive learning rate algorithm can automatically tune its preconditioner, on a per-coordinate and per-time basis, such to guarantee optimal behavior even locally.

---

<sup>\*</sup>Google AI Princeton

<sup>†</sup>Princeton University

<sup>‡</sup>Equal contribution

To pursue this goal, we use and improve upon techniques from the literature on adaptive regret in online learning to create a provable method that is capable of attaining optimal regret in any subinterval of the optimization trajectory. We then test the resulting method and compare it to learning a learning rate schedule from scratch.

## 1.1 Informal statement of our results

The (stochastic/sub)-gradient descent algorithm is given by the following iterative update rule:

$$x_{\tau+1} = x_\tau - \eta_\tau \nabla_\tau,$$

where  $x_\tau$  are the parameters to be optimized,  $\nabla_\tau$  is a random variable whose expectation is the (sub)gradient of the objective, and  $\eta_\tau$  is the learning rate parameter, which can be either a scalar or a matrix. If  $\eta_\tau$  is a matrix, it is usually called a preconditioner. A notable example for a preconditioner is when  $\eta_\tau$  is equal to the inverse Hessian (or second differential), which gives Newton's method.

In a nutshell, the convergence rate of adaptive gradient methods can be explained as follows. For simplicity, we state convergence rates to global optimality in convex optimization. Regret and convergence to stationary point in non-convex smooth optimization follow similarly, and are discussed in Appendix. Let  $\nabla_1, \dots, \nabla_T$  be the gradients observed in an optimization trajectory. It is well established that stochastic gradient descent (SGD) approaches optimality at a rate of  $\sim \frac{1}{\sqrt{T}}$ , or more precisely,

$$\sim \frac{\sqrt{\sum_{\tau} \|\nabla_\tau\|^2}}{T}.$$

Adaptive gradient methods can improve upon this rate in a subtle way. The AdaGrad algorithm (and more general adaptive gradient methods) achieve the same guarantee at a rate of

$$\sim \frac{\sqrt{\min_{H \in \mathcal{H}} \sum_{\tau} \|\nabla_\tau\|_H^{*2}}}{T},$$

where  $\mathcal{H}$  is a family of matrix norms, most commonly those with a bounded trace. Thus, adaptive gradient methods can improve upon the rate of vanilla SGD in certain geometric favorable scenarios.

In this paper we improve upon this guarantee in terms of the local performance over any interval of the optimization trajectory. The adaptive component of adaptive gradient methods is the preconditioner, or the matrix norm by which we measure the gradients. Roughly speaking, we can take the minima of norms in the above expression over any subinterval of time, rather than a global preconditioner. This allows the algorithm to change learning rate in any interval, and over any coordinate. The formal guarantee is given below:

**Theorem 1.** *The convergence rate of Algorithm 1 can be upper bounded by:*

$$\sim \tilde{O} \left( \frac{\sqrt{\min_k \min_{H_1, \dots, H_k \in \mathcal{H}} \sum_{j=1}^k \sum_{\tau \in I_j} \|\nabla_\tau\|_{H_j}^{*2}}}{T} \right)$$

### 1.1.1 Our Results in Online Learning

The convergence results above, as well as more general convergence results in the setting of approximating stationary points in nonconvex smooth optimization, are derived using the methodology of regret in online convex optimization (OCO).

Regret measures the difference in loss between an online optimizer, and the best decision in hindsight. We consider a stronger metric of performance, called adaptive regret, which was originally proposed in the literature for learning in changing environments. Adaptive regret is the maximum regret over any interval of time. Our main technical contribution is a strengthening of the best adaptive regret bound for general OCO. Namely, the guarantee of Theorem 1 are derived using the stronger regret bounds for general OCO:

**Theorem 2.** *The regret of Algorithm 1 can be upper bounded by:*

$$\tilde{O} \left( \sqrt{\min_k \min_{H_1, \dots, H_k \in \mathcal{H}} \sum_{j=1}^k \sum_{\tau \in I_j} \|\nabla_\tau\|_{H_j}^{*2}} \right)$$

Our new upper bound improves over all previous results in terms of adaptive regret. For general convex loss, the previously best known bound is  $\tilde{O}(\sqrt{|I|})$  which depends only on the length of the interval  $I = [s, t] \subseteq [T]$ , that we also denote by  $I$  with some notation abuse. We improve it to the adaptive geometry-dependent bound  $\tilde{O}(\min_{H \in \mathcal{H}} \sqrt{\sum_{\tau=s}^t \nabla_\tau^\top H^{-1} \nabla_\tau})$ , analogous to AdaGrad for standard regret. A comparison of our results in terms of adaptive regret are given in Table 1.

Algorithm	Regret over $I = [s, t]$
[16]	$\sqrt{T \log T}$
[10]	$\sqrt{ I  \log^2 T}$
[23]	$\sqrt{ I  \log T}$
[9]	$\sqrt{\sum_{\tau=s}^t \ \nabla_\tau\ ^2}$
SAMUEL (ours)	$\min_{H \in \mathcal{H}} \sqrt{\sum_{\tau=s}^t \ \nabla_\tau\ _H^{*2}}$

Table 1: Comparison of results. We evaluate the regret performance of the algorithms on any interval  $I = [s, t]$ . For the ease of presentation we hide secondary parameters and  $O, \tilde{O}$  notations. Our algorithm achieves the tight bound of AdaGrad on any interval.

## 1.2 Examples of improvements

**Theoretical example.** In this section we give an example of when we can expect an improvement over non-adaptive AdaGrad. Divide the whole time interval  $[1, T]$  into  $d$  pieces  $I_1, \dots, I_d$ , each with length  $\frac{T}{d}$ . For each  $I_i$  we set the gradients  $\nabla_\tau = e_i$  if  $\tau \in I_i$ . Then our algorithm can achieve the optimal convergence rate in each  $I_i$ , with the total rate upper bounded by  $\tilde{O}(\frac{1}{\sqrt{T}})$  because in each such interval  $\min_{H \in \mathcal{H}} \sum_{\tau \in I_j} \|\nabla_\tau\|_H^{*2}$  is upper bounded by  $\frac{T}{d^2}$ . In comparison, for regular AdaGrad, it still leads to an  $\tilde{O}(\frac{\sqrt{d}}{\sqrt{T}})$  rate.

**Example in experiments.** Here we empirically demonstrate the strength of our method over AdaGrad on CIFAR-10 classification. We first conducted experiments using an off-the-shelf AdaGrad optimizer with 125 exhaustively searched step learning rate schedules. The top plot in Fig.1 reveals that training behavior and task accuracy strongly depend on learning rate schedule fine-tuning. We next conducted an experiment using our method with only a single run and no learning rate fine-tuning. This single run, shown in Fig.1, achieves test accuracy and convergence behavior comparable to the top runs of the exhaustive search. Our method’s ability to bypass exhaustive learning rate schedules

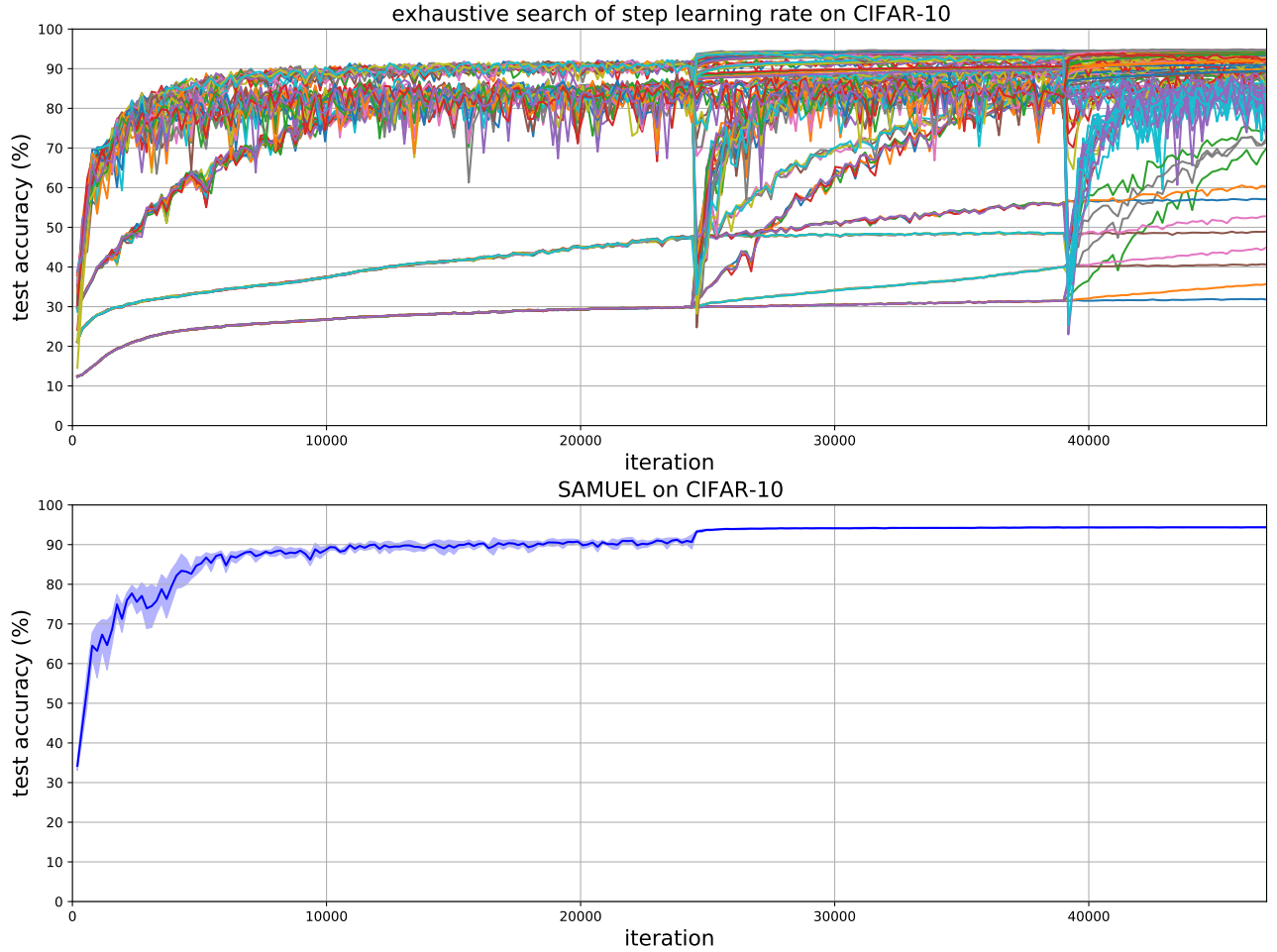


Figure 1: test accuracy on CIFAR-10 with exhaustively searched step learning rate schedule (top) and SAMUEL with 10 different random seeds (bottom). A single run of SAMUEL without any tuning achieves comparable test accuracy as the top performers of the 125 exhaustively searched learning rate schedules.

search makes deep learning dramatically more accessible to the public, which may have limited access to compute resources for fine tuning. We provide experiment details in the Experiment section.

### 1.3 Related Work

Our work lies in the intersection of two related areas: adaptive gradient methods, and adaptive regret algorithms for regret minimization, surveyed below.

**Adaptive Gradient Methods.** Adaptive gradient methods and the AdaGrad algorithm were proposed in [12]. Soon afterwards followed other popular algorithms, most notable amongst them are Adam [24], RMSprop [37], and AdaDelta [42].

Numerous efforts were made to improve upon these adaptive gradient methods in terms of parallelization, memory consumption and computational efficiency of batch sizes [33, 1, 15, 8].

A multitude of rigorous analyses of AdaGrad, Adam and other adaptive methods have appeared in

recent literature, notably [39, 26, 11]. However, fully understanding the theory and utility of adaptive methods remains an active research area, with diverse (and sometimes clashing) philosophies [40, 32, 2].

[6] use the multiplicative weights update method for training deep neural networks that is more robust to learning rates than vanilla adaptive gradient methods.

**Learning Rate Schedules.** Due to the complexity of optimization landscape of deep neural networks, tuning the learning rate during optimization is necessary to achieve state of the art results. This motivated our study of methodological learning of the preconditioning.

On top of adaptive gradient methods, a plethora of nonstandard learning rate schedules have been proposed. The most commonly used one is the step learning rate schedule, which changes the learning rate at fixed time-points. A cosine annealing rate schedule was introduced by [28]. Alternative learning rates were studied in [3]. Learning rate schedules which increase the learning rate over time were proposed in [27]. Learning the learning rate schedule itself was studied in [41].

**Adaptive Regret Minimization in Online Convex Optimization.** The concept of competing with a changing comparator was pioneered in the work of [20, 7] on tracking the best expert.

Motivated by computational considerations for convex optimization, the notion of adaptive regret was first introduced by [16], which generalizes regret by considering the regret of every interval. They also provide an algorithm Follow-The-Leading-History which attains  $\tilde{O}(\sqrt{T})$  adaptive regret. [10] consider the worst regret performance among all intervals with the same length and obtain interval-length dependent bounds. [10] obtain an efficient algorithm that achieves  $O(\sqrt{|I|\log^2 T})$  adaptive regret. This bound was later improved by [23] to  $O(\sqrt{|I|\log T})$ .

Recently, [9] improves previous results to a more refined second-order bound  $\tilde{O}(\sqrt{\sum_{\tau \in I} \|\nabla_{\tau}\|^2})$ , but in a more restricted setting assuming the loss is linear.

For other related work, some consider the dynamic regret of strongly adaptive methods [43, 45]. [44] considers smooth losses and proposes SACS which achieves an  $O(\sum_{\tau=s}^t \ell_{\tau}(x_{\tau}) \log^2 T)$  regret bound. There are also works utilizing strongly adaptive regret in online control [46, 31].

**Hyperparameter Optimization.** Related to our paper are general approaches for hyperparameter optimization (HPO), not limited to learning rate. These methods can be applied to learn the best learning rate schedule in principle, although not often applied for this purpose, and are usually reserved for learning deep architectures.

In critical applications, researchers usually use a grid search over the entire parameter space, but that becomes quickly prohibitive as the number of hyperparameters grows.

More sophisticated methods include gradient-based methods such as [30, 29, 13, 4] are applicable to continuous hyperparameters, but not to schedules which we consider. Bayesian optimization (BO) algorithms [5, 34, 36, 35, 14, 38, 21] tune hyperparameters by assuming a prior distribution of the loss function, and then keep updating this prior distribution based on the new observations. Each new observation is selected according to an acquisition function, which balances exploration and exploitation such that the new observation gives us a better result, or helps gain more information.

Another approach is an adaptive resource allocation technique found in the multi-armed bandit literature [22, 25]. [17] propose a spectral approach for hyperparameter optimization based on Fourier domain learning.

## 2 Setting and Preliminaries

We consider the problem of online convex optimization. At each round  $\tau$ , the learner outputs a point  $x_\tau \in \mathcal{K}$  for some convex domain  $\mathcal{K} \subset \mathbb{R}^d$ , then suffers a convex loss  $\ell_\tau(x_\tau)$  which is chosen by the adversary. In the most common setting, the learner gains access to the sub-gradients  $\nabla_\tau$  of  $\ell_\tau(\cdot)$  at any  $x_\tau$ . The goal of the learner in OCO is to minimize regret, defined as

$$\text{Regret} = \sum_{\tau=1}^T \ell_\tau(x_\tau) - \min_{x \in \mathcal{K}} \sum_{\tau=1}^T \ell_\tau(x).$$

Henceforth we make the following basic assumptions for simplicity (these assumptions are known in the literature to be removable):

**Assumption 1.** *There exists  $D, D_\infty > 1$  such that  $\|x\|_2 \leq D$  and  $\|x\|_\infty \leq D_\infty$  for any  $x \in \mathcal{K}$ .*

**Assumption 2.** *There exists  $G > 1$  such that  $\|\nabla_\tau\|_2 \leq G, \forall \tau \in [1, T]$ .*

We make the notation of the norm  $\|\nabla\|_H$ , for any PSD matrix  $H$  to be:

$$\|\nabla\|_H = \sqrt{\nabla^\top H \nabla}$$

And we define its dual norm to be  $\|\nabla\|_H^* = \sqrt{\nabla^\top H^{-1} \nabla}$ . In particular, we denote  $\mathcal{H} = \{H | H \succeq 0, \text{tr}(H) \leq d\}$ . An optimal blackbox online learning algorithm is also needed for our construction. We consider Adagrad from [12], which is able to achieve the following regret if run on  $I = [s, t]$ :

$$\text{Regret}(I) = O \left( D d^{\frac{1}{2}} \min_{H \in \mathcal{H}} \sqrt{\sum_{\tau=s}^t \nabla_\tau^\top H^{-1} \nabla_\tau} \right)$$

### 2.1 Adaptive regret

Classical online learning algorithms usually focus on the regret over the entire trajectory of optimization. Our goal is more nuanced, for which we need a refined performance definition. In particular, we want to construct an algorithm, such that for any interval  $I$ , the regret w.r.t. the local optimum is (almost) as good as when  $I$  is treated as the whole interval. Formally, define

$$\text{Adaptive-Regret} = \sup_{I=[s,t] \subset [1,T]} \sum_{\tau=s}^t \ell_\tau(x_\tau) - \min_{x^* \in X} \sum_{\tau=s}^t \ell_\tau(x^*).$$

However, in the well-studied online convex optimization, the optimal (non-adaptive) regret is known to be

$$\tilde{O} \left( \sqrt{\min_{H \in \mathcal{H}} \sum_{\tau=1}^T \nabla_\tau^\top H^{-1} \nabla_\tau} \right)$$

achieved by Adagrad [12]. Therefore all existing bounds for strongly adaptive regret is still not optimal, in view of its non-adaptive counterpart.

In contrast, our algorithm SAMUEL closes this gap and attains an adaptive regret bound of

$$\tilde{O} \left( \sqrt{\min_{H \in \mathcal{H}} \sum_{\tau=s}^t \nabla_\tau^\top H^{-1} \nabla_\tau} \right)$$

Thus, the minimization is also over the norm in which the gradients are measured. Our bound is superior especially in cases when the gradients  $\nabla_\tau$  are mostly sparse, see the examples in introduction.

---

**Algorithm 1** Strongly Adaptive Regret Multiplicative-weight-based AdaGrad (SAMUEL )

---

Input: OCO algorithm  $\mathcal{A}$ , interval set  $S$ , constant  $Q = 4\log(dTD^2G^2)$ .

Initialize: for each  $I \in S$ ,  $Q$  copies of OCO algorithm  $\mathcal{A}_{I,q}$ .

Set  $\eta_{I,q} = \frac{1}{2GD^{2q}}$  for  $q \in [1, Q]$ .

Initialize  $w_1(I, q) = \min\{1/2, \eta_{I,q}\}$  if  $I = [1, s]$ , and  $w_1(I, q) = 0$  otherwise for each  $I \in S$ .

**for**  $\tau = 1, \dots, T$  **do**

    Let  $x_\tau(I, q) = \mathcal{A}_I(\tau)$

    Let  $W_\tau = \sum_{I \in S(\tau), q} w_\tau(I, q)$ .

    Let  $x_\tau = \sum_{I \in S(\tau), q} w_\tau(I, q)x_\tau(I, q)/W_\tau$ .

    Predict  $x_\tau$ .

    Receive loss  $\ell_\tau(x_\tau)$ , define  $r_\tau(I) = \ell_\tau(x_\tau) - \ell_\tau(x_\tau(I, q))$ .

    For each  $I = [s, t] \in S$ , update  $w_{\tau+1}(I, q)$  as follows,

$$w_{\tau+1}^{(I,q)} = \begin{cases} 0 & \tau + 1 \notin I \\ \min\{1/2, \eta_{I,q}\} & \tau + 1 = s \\ w_\tau(I, q)(1 + \eta_{I,q}r_\tau(I)) & \text{else} \end{cases}$$

**end for**

---

### 3 Algorithm and Main Theorem

Before giving the precise definition, we give a high-level description of our method. The input to our method is any optimizer. To derive our best theoretical results, we apply the reduction with the AdaGrad or Adam optimizers, that have provable regret guarantees.

We choose a set of intervals  $S$  and hold a blackbox algorithm instance  $\mathcal{A}_I$  on each  $I$  in the set, then run a variant of multiplicative weight algorithm on these blackbox algorithm instances. The idea is to use the multiplicative weight algorithm to achieve comparable loss with the best among the experts, therefore for any  $I$  our algorithm is not much worse than the optimal expert  $\mathcal{A}_I$ . Our main technical contribution is to make copies of each 'expert'  $\mathcal{A}_I$  with different learning rates in the multiplicative weight algorithm, so that one of them is guaranteed to be near optimal.

We provide our main result of this paper, a full-matrix strongly adaptive regret bound for Algorithm 1.

**Theorem 3.1.** *Under assumptions 1 and 2, when Adagrad is used as the blackbox  $\mathcal{A}$ , the total regret  $\text{Regret}(I)$  of the multiplicative weight algorithm in Algorithm 1 satisfies that for any interval  $I = [s, t]$ ,*

$$\text{Regret}(I) = \tilde{O} \left( \sqrt{\min_{H \in \mathcal{H}} \sum_{\tau=s}^t \nabla_\tau^\top H^{-1} \nabla_\tau} \right),$$

*ignoring poly-logarithmic factors, and more precisely,*

$$\text{Regret}(I) = O(D \log(T) \max\{G\sqrt{\log(T)}, d^{\frac{1}{2}} \sqrt{\min_{H \in \mathcal{H}} \sum_{\tau=s}^t \|\nabla_\tau\|_H^{*2}}\})$$

**Remark 3.** The reason we can use convex combination instead in line 8 is because the loss  $\ell_\tau$  and the domain  $\mathcal{K}$  are both convex. The convexity of  $\mathcal{K}$  guarantees that  $x_\tau$  still lies in  $\mathcal{K}$ , and the convexity of  $\ell_\tau$  guarantees that the loss suffered  $\ell_\tau(x_\tau)$  is no larger than the expected loss of the random version:  $\sum_{I \in S(\tau), q} w_\tau(I, q)\ell_\tau(x_\tau(I, q))/W_\tau$ .

## 4 Analysis

In this section, we first provide the key technical contribution of this paper, improved upper bound on the regret of the multiplicative weight part as stated in the following theorem. Then we prove our main result as a corollary, together with other extensions.

The total regret can be written as  $R_0(I) + R_1(I)$ , where  $R_0(I)$  is the regret of  $\mathcal{A}_I$  and  $R_1(I)$  is the regret of the multiplicative weight part. Without loss of generality, we assume  $T = 2^k$  and define the geometric covering intervals:

**Definition 4.** Define  $S_i = \{[1, 2^i], [2^i + 1, 2^{i+1}], \dots, [2^k - 2^i + 1, 2^k]\}$  for  $0 \leq i \leq k$ . Define  $S = \cup_i S_i$  and  $S(\tau) = \{I \in S | \tau \in I\}$ .

For  $2^k < T < 2^{k+1}$ , one can similarly define  $S_i = \{[1, 2^i], [2^i + 1, 2^{i+1}], \dots, [2^i \lfloor \frac{T-1}{2^i} \rfloor + 1, T]\}$ , see [10]. Hencefore at any time  $\tau$  the number of 'active' intervals is only  $O(\log(T))$ , this guarantees that the running time and memory cost per round of SAMUEL is as fast as  $O(\log(T))$ .

It's worth to notice that  $q$  doesn't affect the behavior of  $\mathcal{A}_{I,q}$  and only takes affect in the multiplicative weight algorithm, and that  $r_\tau(I, q)$  and  $x_\tau(I, q)$  doesn't depend on  $q$  so we may write  $r_\tau(I)$  and  $x_\tau(I)$  instead for simplicity.

**Theorem 5.** *Under assumptions 1 and 2, the regret  $R_1(I)$  of the multiplicative weight algorithm part in Algorithm 1 satisfies that for any interval  $I = [s, t] \in S$ ,*

$$R_1(I) = O(\sqrt{\log(T)}) \\ \max\{DG\sqrt{\log(T)}, \sqrt{\sum_{\tau=s}^t (\nabla_\tau^\top (x_\tau - x_\tau(I)))^2}\}$$

To combine regrets  $R_0(I), R_1(I)$  and extend to any interval  $J$ , we need the following lemma from [10]:

**Lemma 6.** *For any interval  $J$ , there exists a set of intervals  $S^J$  such that  $S^J$  contains only disjoint intervals in  $S$  whose union is exactly  $J$ , and  $|S^J| = O(\log(T))$*

We can now upper bound the total regret  $\text{Regret}(J)$ :

**Lemma 7.** *For any interval  $J$ , its regret  $\text{Regret}(J)$  can be upper bounded by:*

$$\text{Regret}(J) \leq \sqrt{|S^J| \sum_{I \in S^J} (R_0(I) + R_1(I))^2}$$

*Proof.* Apparently the total regret  $\text{Regret}(I)$  on interval  $I \in S$  is upper bounded by  $R_0(I) + R_1(I)$ , and the regret on  $J$  can be controlled by

$$\text{Regret}(J) \leq \sum_{I \in S^J} \text{Regret}(I)$$

By Cauchy Schwarz we have that

$$(\sum_{I \in S^J} \text{Regret}(I))^2 \leq |S^J| \sum_{I \in S^J} \text{Regret}^2(I)$$

which concludes our proof.  $\square$

With Theorem 5 and Lemma 7 in hand, we are ready to present our main results in the full-matrix and diagonal-matrix settings.



## 4.1 Full-matrix adaptive regularization

Our main result of this paper can be derived as a corollary from Theorem 5 and Lemma 7, by a refined bound on the term  $\sum_{\tau=s}^t (\nabla_{\tau}^{\top} (x_{\tau} - x_{\tau}(I)))^2$ .

**Corollary 8.** *Under assumptions 1 and 2, when Adagrad is used as the blackbox  $\mathcal{A}$ , the total regret  $\text{Regret}(I)$  of the multiplicative weight algorithm in Algorithm 1 satisfies that for any interval  $I = [s, t]$ ,*

$$\text{Regret}(I) = O(D \log(T) \max\{G \sqrt{\log(T)}, d^{\frac{1}{2}} \sqrt{\min_{H \in \mathcal{H}} \sum_{\tau=s}^t \|\nabla_{\tau}\|_H^{*2}}\})$$

**Remark 4.1.** *We notice that the algorithms with or without  $q$  should have very similar behaviours, because  $\mathcal{A}_{I,q}$  do exactly the same predictions on  $I$  whatever  $q$  is. Introducing the index  $q$  is for the ease of analysis and only loses a small  $\log(T)$  factor compared with the optimal full-matrix bound [12].*

## 4.2 Diagonal-matrix adaptive regularization

If we restrict our expert optimization algorithm to be diagonal Adagrad, we can derive a similar guarantee for the adaptive regret.

**Corollary 9.** *Under assumptions 1 and 2, when diagonal Adagrad is used as the blackbox  $\mathcal{A}$ , the total regret  $\text{Regret}(I)$  of the multiplicative weight algorithm in Algorithm 1 satisfies that for any interval  $I = [s, t]$ ,*

$$\text{Regret}(I) = \tilde{O}\left(D_{\infty} \sum_{i=1}^d \|\nabla_{s:t,i}\|_2\right)$$

Here  $\nabla_{s:t,i}$  denotes the  $i$ th coordinate of  $\sum_{\tau=s}^t \nabla_{\tau}$ .

*Proof.* The proof is almost identical to that of the previous corollary, observing that the regret  $R_0(I)$  is  $\tilde{O}(D_{\infty} \sum_{i=1}^d \|\nabla_{s:t,i}\|_2)$  due to [12], and the regret  $R_1(I)$  remains  $\tilde{O}(D \sqrt{\min_{H \in \mathcal{H}} \sum_{\tau=s}^t \nabla_{\tau}^{\top} H^{-1} \nabla_{\tau}})$ , which is upper bounded by  $\tilde{O}(D_{\infty} \sum_{i=1}^d \|\nabla_{s:t,i}\|_2)$ .  $\square$

## 5 Experiments

In this section we demonstrate the effectiveness of our methodology on standard benchmarks in vision and NLP domains. We first implement Algorithm 1 on CIFAR-10 image classification and achieve better results than constant learning rate baselines. However, the use of Algorithm 1 requires computation and memory cost growing linear in  $T$  which is less efficient in practice.

To that extent, we change the application of our theoretical algorithm 1 to be more practical in several ways. The first is that in Algorithm 1 we require a large number of experts that grows with time. Instead, we take a fixed number of experts, each with an exponential decay factor on the history. Second, we do not take a convex combination of the experts' DNN weights, but rather sample an expert and take its weights. Also, the reinitialize mechanism is a different: in the original algorithm every expert's state is initialized as that of the previously chosen one once it becomes active, now that we don't have 'hard intervals' any longer, we change it to reinitialize all experts at fixed time-points.

These are significant simplifications that we perform, and the heuristic algorithm we get can be summarized simply as follows. Run several copies of your optimization method, and at time to

---

**Algorithm 2** SAMUEL experiment pseudocode for CIFAR-10 (check out Algorithm 1)

---

- 1: Input: AdaGrad optimizer  $\mathcal{A}$ , constant  $Q$ , a set of learning rates  $\{1, 0.1, 0.001, 0.0001, 0.00001\}$ , reinitialize frequency  $K$ .
- 2: Initialize: for each learning rate  $i \in S$ , a copy of  $\mathcal{A}_i$ .
- 3: Set  $\eta_{i,q} = \frac{1}{2^q}$  for  $q \in [1, Q]$ .
- 4: Initialize  $w_1(i, q) = \min\{1/2, \eta_{i,q}\}$ . Initialize NN params  $x_0$
- 5: **for**  $\tau = 1, \dots, T$  **do**
- 6:   Let updated NN params  $x_\tau(i, q) = \mathcal{A}_i(\tau)$
- 7:   Let  $W_\tau = \sum_{i,q} w_\tau(i, q)$ .
- 8:   sample  $x_\tau$  according to  $w_\tau(i, q)/W_\tau$ .
- 9:   Receive batch loss  $\ell_\tau(x_\tau)$ , define  $r_\tau(i) = \ell_\tau(x_\tau) - \ell_\tau(x_\tau(i, q))$ .
- 10:   For each  $i$ , update  $w_{\tau+1}(i, q)$  as follows.

$$w_{\tau+1}(i, q) = w_\tau(i, q)(1 + \eta_{i,q}r_\tau(i))$$

- 11:   **if**  $\tau \% K = 0$  **then**
  - 12:     Re-initialize  $w_\tau(i, q) = \min\{1/2, \eta_{i,q}\}$
  - 13:     All copies  $\mathcal{A}_i$  start from NN params  $x_\tau$
  - 14:   **end if**
  - 15: **end for**
- 

evaluate/switch, keep the best copy only. Re-spawn new algorithms with the same parameters, and continue evaluating them with the new learning rates, and so forth.

The below equation is the update rule of the Adagrad variant which we use for experiments. We use a parameter  $\alpha$  to represent the memory length, which can be seen as a 'soft' version of Algorithm 1.

$$x_{t+1} = x_t - \frac{\eta}{\sqrt{\epsilon I + \sum_{\tau=1}^t \alpha^{t-\tau} \nabla_\tau \nabla_\tau^\top}} \nabla_t$$

Properly setting  $\eta$  also matters in practice. In theory we upper bound  $\eta$  by  $\frac{1}{4GD}$  to guarantee that the weight update works in SAMUEL, but it's usually unrealistic to find  $G, D$  in advance. In experiments, we set  $\eta$  to start from  $\frac{1}{2}$  in easier datasets such as CIFAR-10 and set it smaller accordingly in larger datasets in which the loss values are larger. The key is to set  $\eta$  as small that its product with the largest loss is no more than  $\frac{1}{2}$ .

We demonstrate the effectiveness of our optimization method on diverse vision and language tasks commonly used for benchmarking: image classification on CIFAR-10, CIFAR-100 and ImageNet, and sentiment classification on SST-2. On all tasks, we show that SAMUEL does not require any learning rate schedule fine tuning to produce stable, high task accuracy.

## 5.1 Vision tasks

**CIFAR-10:** We conducted image classification on the CIFAR-10 dataset. We compare a ResNet-18 [18] model trained with our optimization algorithm to a model trained with AdaGrad using brute-force searched learning rate schedules. Following [18], we applied per-pixel mean subtraction, horizontal random flip, and random cropping with 4 pixel padding for CIFAR data processing and augmentation. All experiments were conducted on TPU-V2 hardware. For training, we used a batch size of 256 and 250 total epochs with a step learning rate schedule. We fixed the learning rate stepping point at

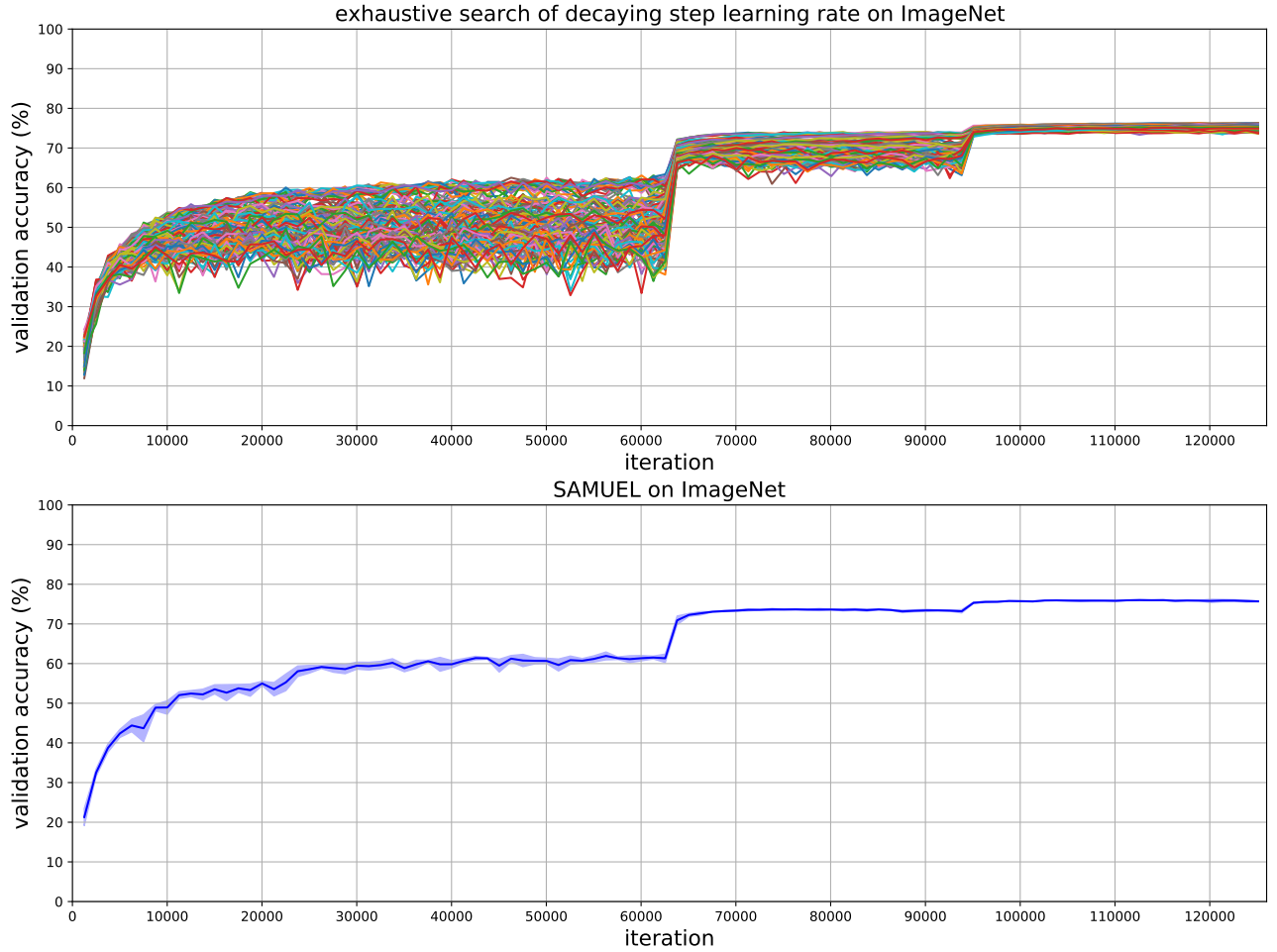


Figure 2: ImageNet comparison of exhaustive searched decaying learning rate schedule and SAMUEL . Top: 125 parallel experiments with exhaustively searched learning rate schedules. Bottom: SAMUEL no tuning needed.

epoch 125 and 200, and provided five possible candidate learning rates  $\{0.0001, 0.001, 0.01, 0.1, 1\}$  for each region. Thus an exhaustive search yielded 125 different schedules for the baseline AdaGrad method. For a fair comparison, we adopted the same learning rate changing point for our method. Our method automatically determined the optimal learning rate at the transition point without the need to exhaustively search over learning rate schedules.

We display the CIFAR-10 test accuracy curves of AdaGrad with 125 exhaustively-searched learning rate schedules and our method in only one single run in Fig.1. The top plot in Fig.1 shows the 125 curves of all possible step learning rate schedules, the best one of which achieves 94.95% test accuracy, meanwhile the accuracy of SAMUEL in a single run achieves 94.76% test accuracy using the same seed (average is 94.50% using 10 different random seeds). The accuracy achieved by SAMUEL ranks top 3 among the 125 exhaustive search schedules.

This point of this experiment is not to consider the 125 exhaustive search as an actual practical scheduler to compare with. Instead, it's designed such that the size of the whole searching space is finite so that we can afford running a brutal-force search, and comparing SAMUEL with the best of them is convincing to justify that SAMUEL can achieve comparable performance without manual fine-

tuning. The results from Fig.1 exactly demonstrate the ability of our algorithm to achieve comparable performance with the optimal offline schedule, automatically.

**ImageNet:** We continue examining the performance of SAMUEL on the large-scale ImageNet dataset, which consists of 1.2M training images and 50K validation images of size  $224 \times 224$  labeled for 1000 classes. We trained a resnet-50 model with exhaustive search of learning rate schedules and compare with SAMUEL. In this setting, we consider a more practical step learning rate scheduling where the learning rate after each stepping epoch decays. Specifically, the candidate learning rates are  $\{0.2, 0.4, 0.6, 0.8, 1.0\}$  in the first phase, and decay by  $10\times$  when stepping into the next phase. The total training epochs are 100 and the stepping learning rate position is set at 50 and 75 epoch. We adopted the pipeline from [19] for image pre-processing and model training. For both baselines and SAMUEL, we used the SGD optimizer with nesterov momentum of 0.9. All experimented were conducted on TPU-V2 hardware with training batch size of 1024.

The experiment setting differs from that of CIFAR-10, in that we use a  $10\times$  decaying for the learning rate schedule of both exhaustive search and SAMUEL, therefore the exhaustive search no longer contains “obviously bad” schedules which makes the comparison more practical. The top plot of Fig. 2 shows the validation accuracy curves of all possible practical schedules, among which the best accuracy is 76.32%. At the bottom of Fig.2 is SAMUEL with no finetuning. The accuracy of SAMUEL using the same seed as the baselines’ is 76.22% (average is 76.15% using 5 different random seeds). The performance comparison again validates that our algorithm is capable of achieving comparable performance with a fine-tuned scheduler on large-scale datasets.

## 5.2 Language task

We consider tasks in the language domain and conducted experiments on the Stanford Sentiment Treebank SST-2 dataset. We used the pipeline from [19] for pre-processing the SST-2 dataset and trained a simple bi-directional LSTM text classifier. The total training epoch is 25 with stepping learning rate position at epoch 15 and 20. We used SGD with momentum of 0.9 and additive weight decay of  $3e-6$ . The training batch size in both baseline and SAMUEL is 64. The learning rate schedule setting is the same as that of CIAR-10.

Fig. 3 shows that the best accuracy of exhaustive search is 86.12%, and the accuracy of SAMUEL using the same seed is 85.55% (average is 85.58% among 10 different random seeds), showing that our algorithm can achieve comparable performance not only on vision datasets but also on language tasks.

## 5.3 Stability of SAMUEL

We demonstrated the stability of SAMUEL with hyperparameter tuning. Since our algorithm will automatically selects the optimal learning rate, the only tunable hyperparameters are the number of  $\eta$  and the number of decaying factor  $\alpha$ . We conducted 18 trials with different hyperparameter combinations and display the test accuracy curves in Fig.4. Specifically, we considered the number of decaying factors  $\alpha$  with values  $\{2, 3, 6\}$  and the number of  $\eta$  with values  $\{5, 10, 15, 20, 25, 30\}$ . As Fig.4 shows, all trials in SAMUEL converge to nearly the same final accuracy regardless of the exact hyperparameters. SAMUEL’s robustness to hyperparameter choice reduces the need to finetune in order to achieve high task performance for deep learning applications.

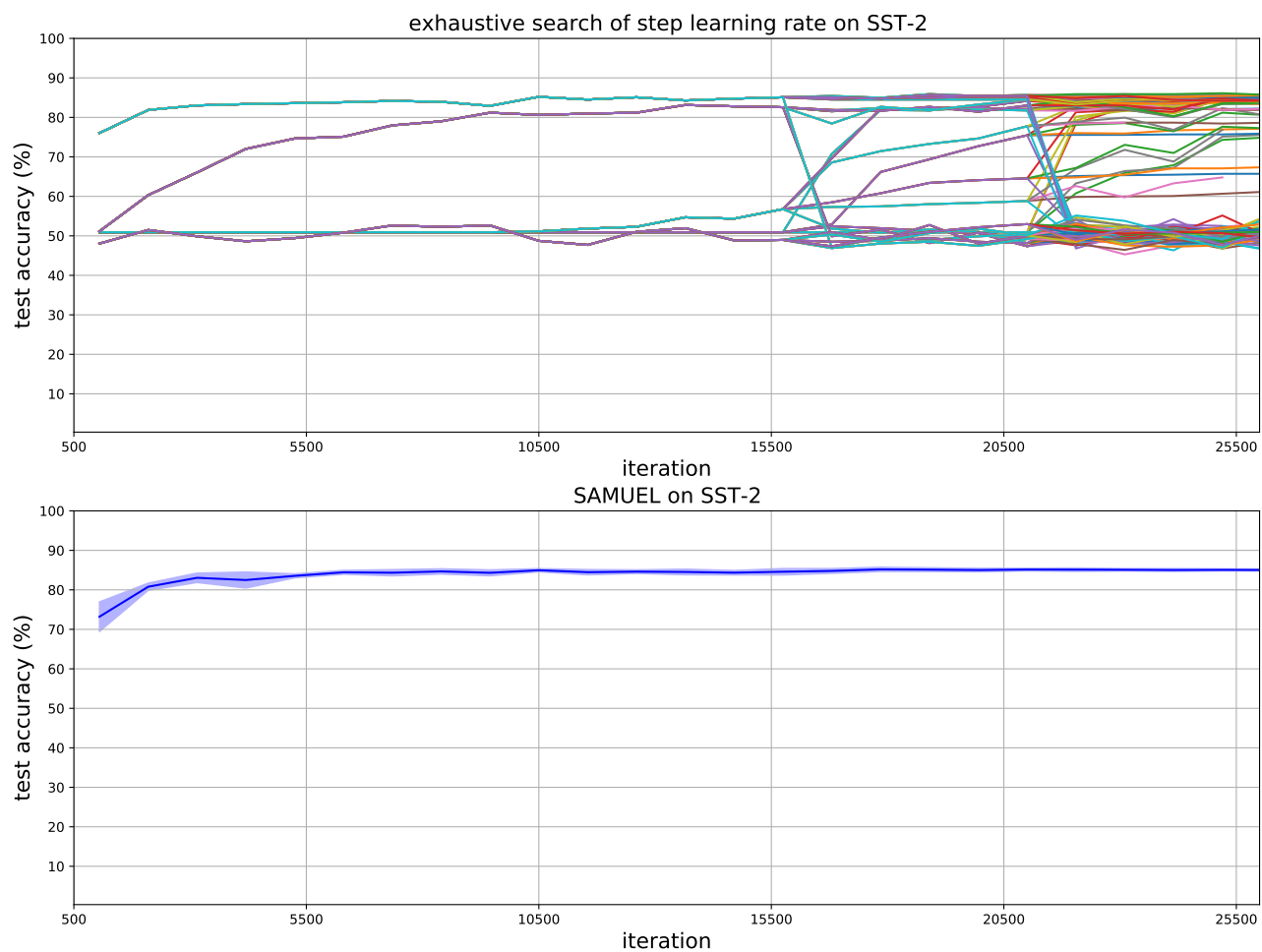


Figure 3: SST-2 sentiment classification with bi-directional LSTM. Top: 125 parallel experiments with exhaustively searched learning rate schedules. Bottom: SAMUEL with 10 different random seeds.

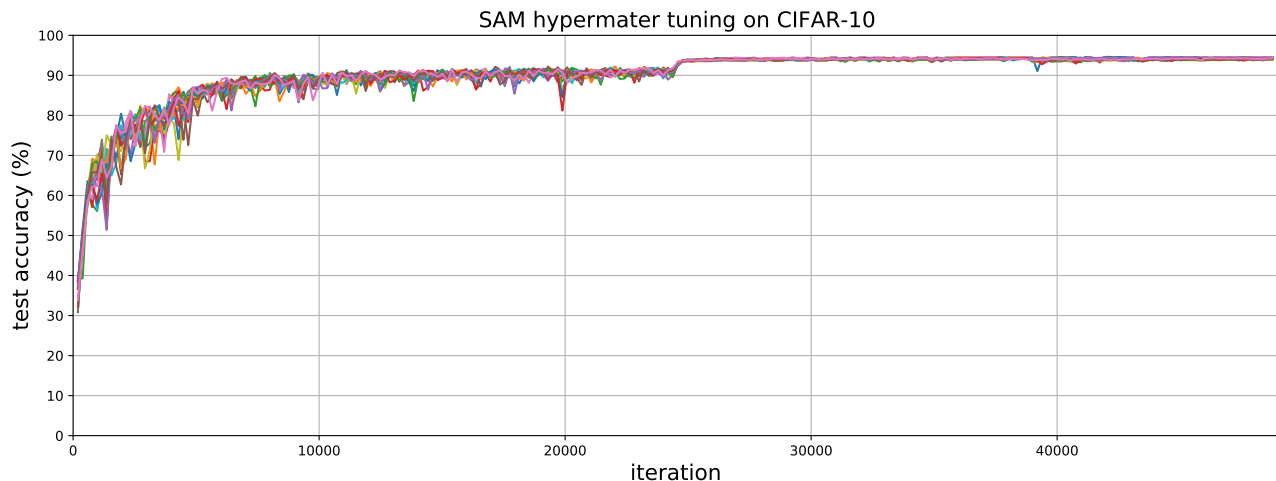


Figure 4: stability study of SAMUEL with different hyperparameters. We demonstrate the stability of SAMUEL with 18 sets of different hyperparameters on CIFAR-10. They all converge to high evaluation accuracy.

## 6 Conclusion

In this paper we study adaptive gradient methods with local guarantees. The methodology is based on adaptive online learning, in which we contribute a novel twist on the multiplicative weights method that we show has better adaptive regret guarantees than state of the art. This, combined with known results in adaptive gradient methods, gives an algorithm SAMUEL with local adaptive regret guarantees. We give provable guarantee that SAMUEL can achieve full-matrix second-order regret bounds for strongly adaptive regret, combining the advantages of both worlds: the optimality of Adagrad and the local guarantee of strongly adaptive methods from online learning.

We demonstrate the effectiveness and robustness of SAMUEL in experiments, where we show that SAMUEL can automatically adapt to the optimal learning rate and achieve comparable task accuracy as a fine-tuned optimizer, in a single run. While these experiments do not show improvement in state-of-the-art, they show potential of local adaptive gradient methods to be more robust to hyperparameter tuning.

## References

- [1] Agarwal, N., Bullins, B., Chen, X., Hazan, E., Singh, K., Zhang, C., and Zhang, Y. Efficient full-matrix adaptive regularization. In *International Conference on Machine Learning*, pp. 102–110. PMLR, 2019.
- [2] Agarwal, N., Anil, R., Hazan, E., Koren, T., and Zhang, C. Disentangling adaptive gradient methods from learning rates. *arXiv preprint arXiv:2002.11803*, 2020.
- [3] Agarwal, N., Goel, S., and Zhang, C. Acceleration via fractal learning rate schedules. *arXiv preprint arXiv:2103.01338*, 2021.
- [4] Bengio, Y. Gradient-based optimization of hyperparameters. *Neural Computation*, 12(8):1889–1900, 2000.

- [5] Bergstra, J. S., Bardenet, R., Bengio, Y., and Kégl, B. Algorithms for hyper-parameter optimization. In Shawe-Taylor, J., Zemel, R. S., Bartlett, P. L., Pereira, F., and Weinberger, K. Q. (eds.), *Advances in Neural Information Processing Systems 24*, pp. 2546–2554. Curran Associates, Inc., 2011.
- [6] Bernstein, J., Zhao, J., Meister, M., Liu, M.-Y., Anandkumar, A., and Yue, Y. Learning compositional functions via multiplicative weight updates. In *NeurIPS*, 2020.
- [7] Bousquet, O. and Warmuth, M. K. Tracking a small set of experts by mixing past posteriors. *J. Mach. Learn. Res.*, 3:363–396, 2003. ISSN 1533-7928.
- [8] Chen, X., Agarwal, N., Hazan, E., Zhang, C., and Zhang, Y. Extreme tensoring for low-memory preconditioning. In *International Conference on Learning Representations*, 2019.
- [9] Cutkosky, A. Parameter-free, dynamic, and strongly-adaptive online learning. In *International Conference on Machine Learning*, pp. 2250–2259. PMLR, 2020.
- [10] Daniely, A., Gonen, A., and Shalev-Shwartz, S. Strongly adaptive online learning. In *International Conference on Machine Learning*, pp. 1405–1411. PMLR, 2015.
- [11] Défossez, A., Bottou, L., Bach, F., and Usunier, N. On the convergence of adam and adagrad. *arXiv e-prints*, pp. arXiv–2003, 2020.
- [12] Duchi, J., Hazan, E., and Singer, Y. Adaptive subgradient methods for online learning and stochastic optimization. *Journal of machine learning research*, 12(7), 2011.
- [13] Fu, J., Luo, H., Feng, J., Low, K. H., and Chua, T. Drmad: Distilling reverse-mode automatic differentiation for optimizing hyperparameters of deep neural networks. *CoRR*, abs/1601.00917, 2016.
- [14] Gardner, J. R., Kusner, M. J., Xu, Z. E., Weinberger, K. Q., and Cunningham, J. P. Bayesian optimization with inequality constraints. In *Proceedings of the 31th International Conference on Machine Learning, ICML 2014, Beijing, China, 21-26 June 2014*, pp. 937–945, 2014.
- [15] Gupta, V., Koren, T., and Singer, Y. Shampoo: Preconditioned stochastic tensor optimization. In *International Conference on Machine Learning*, pp. 1842–1850. PMLR, 2018.
- [16] Hazan, E. and Seshadhri, C. Adaptive algorithms for online decision problems. In *Electronic colloquium on computational complexity (ECCC)*, volume 14-088, 2007.
- [17] Hazan, E., Klivans, A., and Yuan, Y. Hyperparameter optimization: A spectral approach. *ICLR*, 2018.
- [18] He, K., Zhang, X., Ren, S., and Sun, J. Deep residual learning for image recognition. In *Proceedings of the IEEE conference on computer vision and pattern recognition*, pp. 770–778, 2016.
- [19] Heek, J., Levskaya, A., Oliver, A., Ritter, M., Rondepierre, B., Steiner, A., and van Zee, M. Flax: A neural network library and ecosystem for JAX, 2020. URL <http://github.com/google/flax>.
- [20] Herbster, M. and Warmuth, M. K. Tracking the best expert. *Mach. Learn.*, 32(2):151–178, 1998. ISSN 0885-6125. doi: <http://dx.doi.org/10.1023/A:1007424614876>.
- [21] Ilievski, I., Akhtar, T., Feng, J., and Shoemaker, C. A. Efficient hyperparameter optimization for deep learning algorithms using deterministic RBF surrogates. In *Proceedings of the Thirty-First AAAI Conference on Artificial Intelligence, February 4-9, 2017, San Francisco, California, USA.*, pp. 822–829, 2017.

- [22] Jamieson, K. G. and Talwalkar, A. Non-stochastic best arm identification and hyperparameter optimization. In *Proceedings of the 19th International Conference on Artificial Intelligence and Statistics, AISTATS 2016, Cadiz, Spain, May 9-11, 2016*, pp. 240–248, 2016.
- [23] Jun, K.-S., Orabona, F., Wright, S., and Willett, R. Improved strongly adaptive online learning using coin betting. In *Artificial Intelligence and Statistics*, pp. 943–951. PMLR, 2017.
- [24] Kingma, D. P. and Ba, J. Adam: A method for stochastic optimization. *arXiv preprint arXiv:1412.6980*, 2014.
- [25] Li, L., Jamieson, K., DeSalvo, G., Rostamizadeh, A., and Talwalkar, A. Hyperband: A Novel Bandit-Based Approach to Hyperparameter Optimization. *ArXiv e-prints*, March 2016.
- [26] Li, X. and Orabona, F. On the convergence of stochastic gradient descent with adaptive stepsizes. In *The 22nd International Conference on Artificial Intelligence and Statistics*, pp. 983–992. PMLR, 2019.
- [27] Li, Z. and Arora, S. An exponential learning rate schedule for deep learning. *arXiv preprint arXiv:1910.07454*, 2019.
- [28] Loshchilov, I. and Hutter, F. Sgdr: Stochastic gradient descent with warm restarts. *arXiv preprint arXiv:1608.03983*, 2016.
- [29] Luketina, J., Berglund, M., Greff, K., and Raiko, T. Scalable gradient-based tuning of continuous regularization hyperparameters. *CoRR*, abs/1511.06727, 2015.
- [30] Maclaurin, D., Duvenaud, D., and Adams, R. P. Gradient-based hyperparameter optimization through reversible learning. In *Proceedings of the 32Nd International Conference on International Conference on Machine Learning - Volume 37, ICML’15*, pp. 2113–2122. JMLR.org, 2015. URL <http://dl.acm.org/citation.cfm?id=3045118.3045343>.
- [31] Minasyan, E., Gradu, P., Simchowitz, M., and Hazan, E. Online control of unknown time-varying dynamical systems. *Advances in Neural Information Processing Systems*, 34, 2021.
- [32] Reddi, S. J., Kale, S., and Kumar, S. On the convergence of Adam and beyond. In *International Conference on Learning Representations*, 2018.
- [33] Shazeer, N. and Stern, M. Adafactor: Adaptive learning rates with sublinear memory cost. In *International Conference on Machine Learning*, pp. 4596–4604. PMLR, 2018.
- [34] Snoek, J., Larochelle, H., and Adams, R. P. Practical bayesian optimization of machine learning algorithms. In *Advances in Neural Information Processing Systems 25: 26th Annual Conference on Neural Information Processing Systems 2012. Proceedings of a meeting held December 3-6, 2012, Lake Tahoe, Nevada, United States.*, pp. 2960–2968, 2012.
- [35] Snoek, J., Swersky, K., Zemel, R. S., and Adams, R. P. Input warping for bayesian optimization of non-stationary functions. In *Proceedings of the 31th International Conference on Machine Learning, ICML 2014, Beijing, China, 21-26 June 2014*, pp. 1674–1682, 2014.
- [36] Swersky, K., Snoek, J., and Adams, R. P. Multi-task bayesian optimization. In *Advances in Neural Information Processing Systems 26: 27th Annual Conference on Neural Information Processing Systems 2013. Proceedings of a meeting held December 5-8, 2013, Lake Tahoe, Nevada, United States.*, pp. 2004–2012, 2013.



- [37] Tieleman, T. and Hinton, G. Lecture 6.5-rmsprop: Divide the gradient by a running average of its recent magnitude. *COURSERA: Neural networks for machine learning*, 4(2):26–31, 2012.
- [38] Wang, Z., Zoghi, M., Hutter, F., Matheson, D., and de Freitas, N. Bayesian optimization in high dimensions via random embeddings. In *IJCAI 2013, Proceedings of the 23rd International Joint Conference on Artificial Intelligence, Beijing, China, August 3-9, 2013*, pp. 1778–1784, 2013.
- [39] Ward, R., Wu, X., and Bottou, L. Adagrad stepsizes: Sharp convergence over nonconvex landscapes. In *International Conference on Machine Learning*, pp. 6677–6686. PMLR, 2019.
- [40] Wilson, A. C., Roelofs, R., Stern, M., Srebro, N., and Recht, B. The marginal value of adaptive gradient methods in machine learning. In *Advances in Neural Information Processing Systems*, pp. 4151–4161, 2017.
- [41] Wu, X., Ward, R., and Bottou, L. Wngrad: Learn the learning rate in gradient descent. *arXiv preprint arXiv:1803.02865*, 2018.
- [42] Zeiler, M. D. Adadelta: an adaptive learning rate method. *arXiv preprint arXiv:1212.5701*, 2012.
- [43] Zhang, L., Yang, T., Zhou, Z.-H., et al. Dynamic regret of strongly adaptive methods. In *International conference on machine learning*, pp. 5882–5891. PMLR, 2018.
- [44] Zhang, L., Liu, T.-Y., and Zhou, Z.-H. Adaptive regret of convex and smooth functions. In *International Conference on Machine Learning*, pp. 7414–7423. PMLR, 2019.
- [45] Zhang, L., Lu, S., and Yang, T. Minimizing dynamic regret and adaptive regret simultaneously. In *International Conference on Artificial Intelligence and Statistics*, pp. 309–319. PMLR, 2020.
- [46] Zhang, Z., Cutkosky, A., and Paschalidis, I. C. Adversarial tracking control via strongly adaptive online learning with memory. *arXiv preprint arXiv:2102.01623*, 2021.

## A Proof of Theorem 5

*Proof.* We define the pseudo weight  $\tilde{w}_\tau(I, q) = w_\tau(I, q)/\eta_{I, q}$  for  $\tau \leq t$ , and for  $\tau > t$  we just set  $\tilde{w}_\tau(I, q) = \tilde{w}_t(I, q)$ . To proceed, we need the following lemma:

**Lemma 10.** Define  $\tilde{W}_\tau = \sum_{I \in S(\tau)} \tilde{w}_\tau(I)$ , then we have that

$$\tilde{W}_\tau \leq \tau(\log(\tau) + 1) \log(dTD^2G^2) \log(T)$$

*Proof.* The proof is by induction. For  $\tau = 1$  it follows since on the interval  $[1, 1]$  the number of experts is exactly the number of possible  $qs$ . Now we assume it holds for all  $\tau' \leq \tau$ . We have

$$\begin{aligned} \tilde{W}_{\tau+1} &= \sum_{I \in S(\tau+1), q} \tilde{w}_{\tau+1}(I, q) \\ &= \sum_{I=[\tau+1, t], s \in S(\tau+1), q} \tilde{w}_{\tau+1}(I, q) + \sum_{I=[s, t], s \leq \tau \in S(\tau+1), q} \tilde{w}_{\tau+1}(I, q) \\ &\leq \log(\tau + 1) \log(dTD^2G^2) \log(T) + 1 + \sum_{I=[s, t], s \leq \tau \in S(\tau+1), q} \tilde{w}_{\tau+1}(I, q) \\ &= \log(\tau + 1) \log(dTD^2G^2) \log(T) + 1 + \sum_{I=[s, t], s \leq \tau \in S(\tau+1), q} \tilde{w}_\tau(I, q)(1 + \eta_{I, q} r_\tau(I)) \\ &\leq \log(\tau + 1) \log(dTD^2G^2) \log(T) + 1 + \tilde{W}_\tau + \sum_{I \in S(\tau), q} w_\tau(I, q) r_\tau(I) \\ &\leq (\tau + 1)(\log(\tau + 1) + 1) \log(dTD^2G^2) \log(T) + \sum_{I \in S_\tau, q} w_\tau(I, q) r_\tau(I) \end{aligned}$$

We complete the proof by showing that  $\sum_{I \in S(\tau), q} w_\tau(I, q) r_\tau(I) \leq 0$ :

$$\begin{aligned} \sum_{I \in S(\tau), q} w_\tau(I, q) r_\tau(I) &= W_\tau \sum_{I \in S(\tau), q} p_\tau(I, q) (\ell_\tau(x_\tau) - \ell_\tau(x_\tau(I, q))) \\ &\leq W_\tau \sum_{I \in S(\tau), q} p_\tau(I, q) \left( \sum_{J \in S(\tau), q} w_\tau(J, q) \ell_\tau(x_\tau(J, q)) / W_\tau - \ell_\tau(x_\tau(I, q)) \right) \\ &= 0 \end{aligned}$$

□

With this lemma in hand, we only need to prove that for any  $I = [s, t]$ ,

$$\sum_{\tau=s}^t r_\tau(I) = O \left( \log(T) \max \left\{ DG \sqrt{\log(T)}, \sqrt{\sum_{\tau=s}^t (\nabla_\tau^\top (x_\tau - x_\tau(I)))^2} \right\} \right)$$

By the lemma above, we have that

$$\tilde{w}_{t+1}(I) \leq \tilde{W}_{t+1} \leq (t + 1)(\log(t + 1) + 1) \log(dTD^2G^2) \log(T)$$

hence

$$\log(\tilde{w}_{t+1}(I)) \leq \log(t + 1) + \log(\log(t + 1) + 1) + \log(\log(dTD^2G^2)) + \log(\log(T))$$

we also note that

$$\tilde{w}_{t+1}(I) = \prod_{\tau=s}^t (1 + \eta_{I, q} r_\tau(I))$$

By using the fact that  $\log(1+x) \geq x = x^2, \forall x \geq -1/2$  and

$$|\eta_{I,q} r_\tau(I)| \leq \frac{1}{4GD} \|x_\tau - x_\tau(I, q)\|_2 G \leq 1/2$$

we obtain for any  $q$

$$\log(\tilde{w}_{t+1}(I)) \geq \sum_{\tau=s}^t \eta_{I,q} r_\tau(I) - \sum_{\tau=s}^t \eta_{I,q}^2 r_\tau(I)^2$$

Now we need to carefully upper bound the term  $\sum_{\tau=s}^t r_\tau(I)^2$ . By convexity we have that  $r_\tau(I) = \ell_\tau(x_\tau) - \ell_\tau(x_\tau(I)) \leq \nabla_\tau^\top (x_\tau - x_\tau(I))$ , hence

$$\sum_{\tau=s}^t r_\tau(I) \leq \frac{4\log(T)}{\eta_{I,q}} + 4\eta_{I,q} \sum_{\tau=s}^t (\nabla_\tau^\top (x_\tau - x_\tau(I)))^2$$

The optimal choice of  $\eta$  is of course

$$4\sqrt{\frac{\log(T)}{\sum_{\tau=s}^t (\nabla_\tau^\top (x_\tau - x_\tau(I)))^2}}$$

When  $\sum_{\tau=s}^t (\nabla_\tau^\top (x_\tau - x_\tau(I)))^2 \leq 64G^2D^2\log(T)$ ,  $\eta_{I,1}$  gives the bound  $O(GD\log(T))$ . When  $\sum_{\tau=s}^t (\nabla_\tau^\top (x_\tau - x_\tau(I)))^2 > 64G^2D^2\log(T)$ , there always exists  $q$  such that  $0.5\eta_{I,q} \leq \eta \leq 2\eta_{I,q}$  by the construction of  $q$  so that the regret is still of order

$$O\left(\sqrt{\log(T)} \max\left\{DG\sqrt{\log(T)}, \sqrt{\sum_{\tau=s}^t (\nabla_\tau^\top (x_\tau - x_\tau(I)))^2}\right\}\right)$$

which concludes our proof.  $\square$

## B Proof of Corollary 8

*Proof.* We need to carefully upper bound the term  $\nabla_\tau^\top (x_\tau - x_\tau(I))$ . By Cauchy-Schwarz we have that  $\nabla_\tau^\top (x_\tau - x_\tau(I)) \leq \|\nabla_\tau\|_{H^{-1}} \|x_\tau - x_\tau(I)\|_H$  for any  $H$ . As a result, we have that for any  $H$  which is PSD and  $\text{tr}(H) \leq d$ ,

$$(\nabla_\tau^\top (x_\tau - x_\tau(I)))^2 \leq \nabla_\tau^\top H^{-1} \nabla_\tau \|x_\tau - x_\tau(I)\|_H^2 \leq \nabla_\tau^\top H^{-1} \nabla_\tau 4D^2d$$

where  $\|x_\tau - x_\tau(I)\|_H^2 \leq 4D^2d$  is by elementary algebra: let  $H = V^{-1}MV$  be its diagonal decomposition where  $B$  is a standard orthogonal matrix and  $M$  is diagonal. Then

$$\begin{aligned} \|x_\tau - x_\tau(I)\|_H^2 &= (x_\tau - x_\tau(I))^\top H (x_\tau - x_\tau(I)) \\ &= (V(x_\tau - x_\tau(I)))^\top MV (x_\tau - x_\tau(I)) \\ &\leq (V(x_\tau - x_\tau(I)))^\top dIV (x_\tau - x_\tau(I)) \\ &\leq 4D^2d \end{aligned}$$

Hence

$$\sum_{\tau=s}^t r_\tau(I) \leq \frac{4\log(T)}{\eta_{I,q}} + 4\eta_{I,q} D^2d \min_H \sum_{\tau=s}^t \nabla_\tau^\top H^{-1} \nabla_\tau$$

---

**Algorithm 3** Finding Stationary Point with SAMUEL

---

Input: non-convex loss function  $\ell$ , horizon  $T$ ,  $\lambda \geq \frac{\beta}{2}$ .

**for**  $\tau = 1, \dots, T$  **do**

    Let  $\ell_\tau(x) = \ell(x) + \lambda \|x - x_\tau\|_2^2$ .

    Update  $x_{\tau+1}$  to be the output of Algorithm 1 with  $\mathcal{A}$  to be Adagrad, starting at  $x_\tau$ , for  $w_\tau$  steps.

**end for**

---

The optimal choice of  $\eta$  is of course

$$4\sqrt{\frac{\log(T)}{D^2 d \min_H \sum_{\tau=s}^t \nabla_\tau^\top H^{-1} \nabla_\tau}}$$

When  $D^2 d \min_H \sum_{\tau=s}^t \nabla_\tau^\top H^{-1} \nabla_\tau \leq 64G^2 D^2 \log(T)$ ,  $\eta_{I,1}$  gives the bound  $O(GD \log(T))$ . When  $D^2 d \min_H \sum_{\tau=s}^t \nabla_\tau^\top H^{-1} \nabla_\tau > 64G^2 D^2 \log(T)$ , there always exists  $q$  such that  $0.5\eta_{I,q} \leq \eta \leq 2\eta_{I,q}$  by the construction of  $q$  so that the regret  $R_1(I)$  is of order

$$O\left(D\sqrt{\log(T)} \max\left\{G\sqrt{\log(T)}, d^{\frac{1}{2}} \sqrt{\min_{H \in \mathcal{H}} \sum_{\tau=s}^t \nabla_\tau^\top H^{-1} \nabla_\tau}\right\}\right)$$

Observe that when Adagrad is used as the blackbox  $\mathcal{A}$ ,  $R_0(I) = O(R_1(I))$ . Combining Lemma 6, Theorem 5 and Lemma 7 gives the desired bound.  $\square$

## C Deriving Local Optima from Regret

Though our theory so far is mostly for the convex setting, most practical optimization problems have non-convex loss functions, and it's important to derive convergence guarantees for the non-convex setting as well. The goal is now to find an approximate first order stationary point  $x_\tau$  with small  $\|\nabla_\tau\|_2$ . In this section, we give a brief discussion on how to reduce the convergence rate of finding a first-order stationary point of a non-convex function  $\ell$ , to the regret bound of  $\ell$ .

In a nutshell, we adopt a method like GGT in [1] which is a proximal-point like algorithm that solves a sequence of convex sub-problems and guarantees to output an approximate stationary point. We assume that  $\ell(x)$  is  $\beta$ -smooth and  $\ell(x_1) - \min_x \ell(x) \leq M$ . The use of Algorithm 1 can accelerate the convergence of each sub-problem, i.e. making  $w_\tau$  smaller. The following proposition is direct from Theorem 1.

**Proposition 11.**  $\ell_\tau(x_{\tau+1}) - \min_x \ell_\tau(x) =$

$$\tilde{O}\left(\frac{\sqrt{\min_k \min_{H_1, \dots, H_k \in \mathcal{H}} \sum_{j=1}^k \sum_{\tau \in I_j} \|\nabla_\tau\|_{H_j}^{*2}}}{w_\tau}\right)$$

And we define the adaptive ratio  $\mu(w_\tau)$  to be

$$\mu(w_\tau) = \sqrt{\frac{\min_k \min_{H_1, \dots, H_k \in \mathcal{H}} \sum_{j=1}^k \sum_{\tau \in I_j} \|\nabla_\tau\|_{H_j}^{*2}}{w_\tau(\ell(x_0) - \min_x \ell(x))}}$$

which quantifies the improvement of our adaptive algorithm by its advantage over the usual worst-case bound of vanilla SGD/Adagrad in  $w_\tau$  rounds, see [1] for more details whose proof idea we follow. We

are now ready to analyze the convergence rate of Algorithm 3. We begin by proving the following useful property for any  $\eta > 0$ :

$$\begin{aligned}\ell_\tau(x_\tau) - \min_x \ell_\tau(x) &\geq \ell(x_\tau) - \ell_\tau(x_\tau - \eta \nabla_\tau) \\ &\geq \eta \|\nabla_\tau\|_2^2 - \frac{\beta\eta^2}{2} \|\nabla_\tau\|_2^2 - \lambda\eta^2 \|\nabla_\tau\|_2^2\end{aligned}$$

Setting  $\eta = \frac{1}{\beta+2\lambda}$ , we have that

$$\ell_\tau(x_\tau) - \min_x \ell_\tau(x) \geq \frac{\|\nabla_\tau\|_2^2}{2(\beta+2\lambda)} \quad (1)$$

Meanwhile, we have the following bound

$$\begin{aligned}\ell(x_\tau) - \ell(x_{\tau+1}) &\geq \ell_\tau(x_\tau) - \ell_\tau(x_{\tau+1}) \\ &= \ell_\tau(x_\tau) - \min_x \ell_\tau(x) - (\ell_\tau(x_{\tau+1}) - \min_x \ell_\tau(x)) \\ &\geq \ell_\tau(x_\tau) - \min_x \ell_\tau(x) - \mu(w_\tau) \sqrt{\frac{\ell_\tau(x_\tau) - \min_x \ell_\tau(x)}{w_\tau}}\end{aligned}$$

Fix  $\epsilon > 0$ , denote  $w_\tau(\epsilon)$  to be the smallest integer that makes

$$\frac{\sqrt{\min_k \min_{H_1, \dots, H_k \in \mathcal{H}} \sum_{j=1}^k \sum_{\tau \in I_j} \|\nabla_\tau\|_{H_j}^{*2}}}{w_\tau(\epsilon)(\ell(x_0) - \min_x \ell(x))} \leq \sqrt{\frac{\epsilon^2}{8(\beta+2\lambda)}}$$

Suppose for contradiction now, that for all  $\tau$ ,  $\|\nabla_\tau\|_2 > \epsilon$ , then  $\ell(x_\tau) - \ell(x_{\tau+1}) \geq \frac{\ell_\tau(x_\tau) - \min_x \ell_\tau(x)}{2} \geq \frac{\|\nabla_\tau\|_2^2}{4(\beta+2\lambda)}$  by property 1 and the definition of  $w_\tau(\epsilon)$ . Summing over  $[1, T]$  we get

$$\ell(x_1) - \ell(x_{T+1}) \geq \frac{T\epsilon^2}{4(\beta+2\lambda)}$$

If we set  $T = \frac{4M(\beta+2\lambda)}{\epsilon^2}$ , then the above inequality will lead to contradiction. Therefore, within  $\sum_{\tau=1}^T w_\tau(\epsilon)$  calls of Algorithm 3, it's guaranteed that our algorithm will output some  $x_\tau$  that  $\|\nabla_\tau\| \leq \epsilon$ . We can rewrite the number of calls in terms of the adaptive ratio:  $O(\frac{\mu(w_\tau(\epsilon))}{\epsilon^4})$ , concerning only  $\epsilon$  and letting  $\overline{\mu(w_\tau(\epsilon))}$  denote the average of all  $\mu(w_\tau(\epsilon))$ . Comparing with the convergence rate  $O(\frac{1}{\epsilon^4})$  of SGD, we make improvement when the optimization trajectory is more adaptive.

**Theorem 12** (Informal). *The convergence rate of Algorithm 3, is  $O(\frac{\mu(w_\tau(\epsilon))}{\epsilon^4})$  ignoring parameters except  $\epsilon$ .*

## D Additional Experiments

### D.1 Experiments with online switching

In this section we conduct a preliminary sanity check to test SAMUEL ability to switch learning rates on the fly. For this purpose we tested the full SAMUEL implementation with the original Algorithm 1

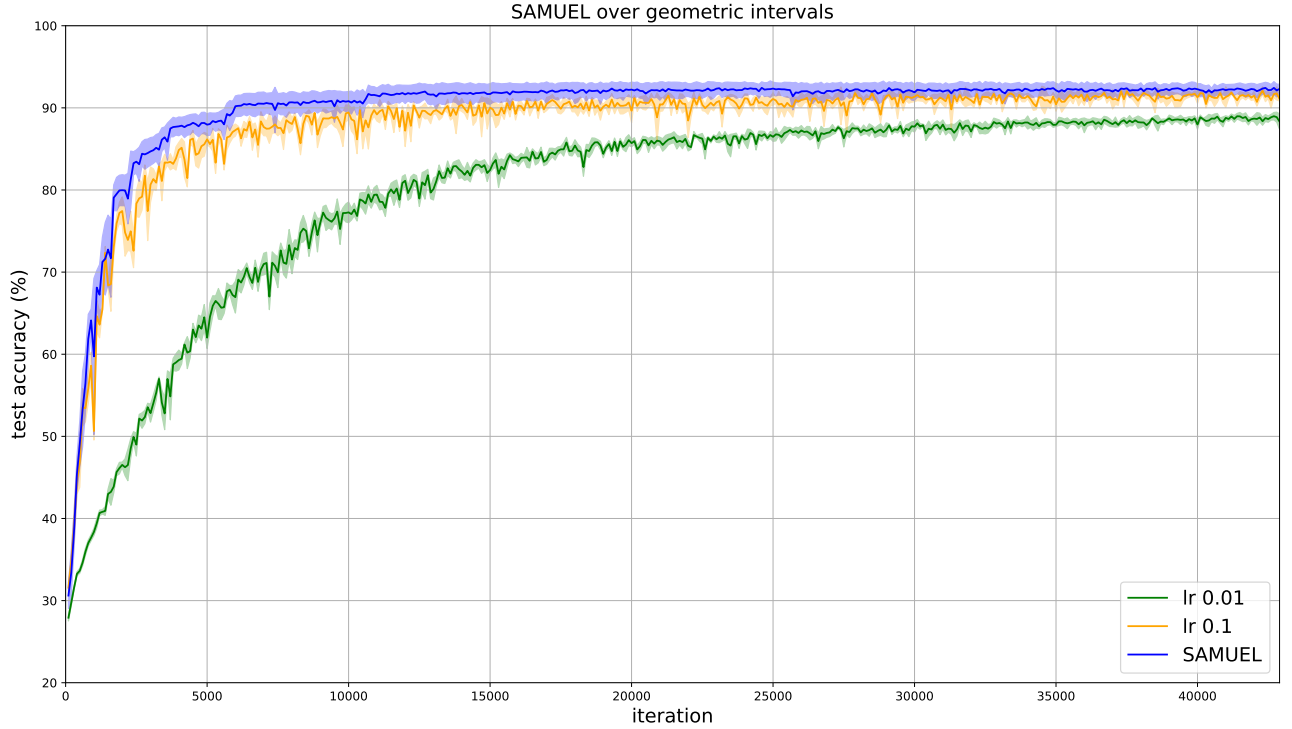


Figure 5: SAMUEL over geometric intervals on CIFAR-10.

on CIFAR-10 classification. We compared training ResNet-18 with SAMUEL to training with AdaGrad with constant learning rate multiplier as shown in Fig5. For the baseline learning rate multiplier, we considered multiplier of 0.01 and 0.1. For SAMUEL, we constructed the geometric interval set with the minimum length of 100 training iterations and provided multipliers 0.01 and 0.1 as candidate learning rate multipliers to SAMUEL. Although SAMUEL can only alternate between two candidate learning rate multipliers, it demonstrates superior performance. Baselines and SAMUEL over geometric intervals were both trained for 220 epochs with batch size of 256. We conducted experiments with 5 different random seeds for each of three schedules 0.01, 0.1 and SAMUEL. We report the average final test accuracy: 88.98% with lr 0.01, 92.08% with lr 0.1, and 92.43% with SAMUEL.

In this experiment SAMUEL prefers lr 0.1 at first, then switch to lr 0.01 automatically around iteration 2500, where it starts to outperform the lr 0.1 baseline. It demonstrates the ability of SAMUEL to switch between learning rates on the fly.

This shows the promise of interpolating different algorithms in a manner that improves upon the individual methods. However, this implementation not as efficient as the heuristic we test in the other experiments.

It remains to test how quickly we can shift optimizers in more challenging online tasks, such as domain shift and online reinforcement learning.

## D.2 CIFAR-100 Experiment

We conducted image classification on the CIFAR-100 dataset. We compare a ResNet-18 [18] model trained with our optimization algorithm to a model trained with AdaGrad using brute-force searched learning rate schedulers. Following [18], we applied per-pixel mean subtraction, horizontal random flip, and random cropping with 4 pixel padding for CIFAR data processing and augmentation. All

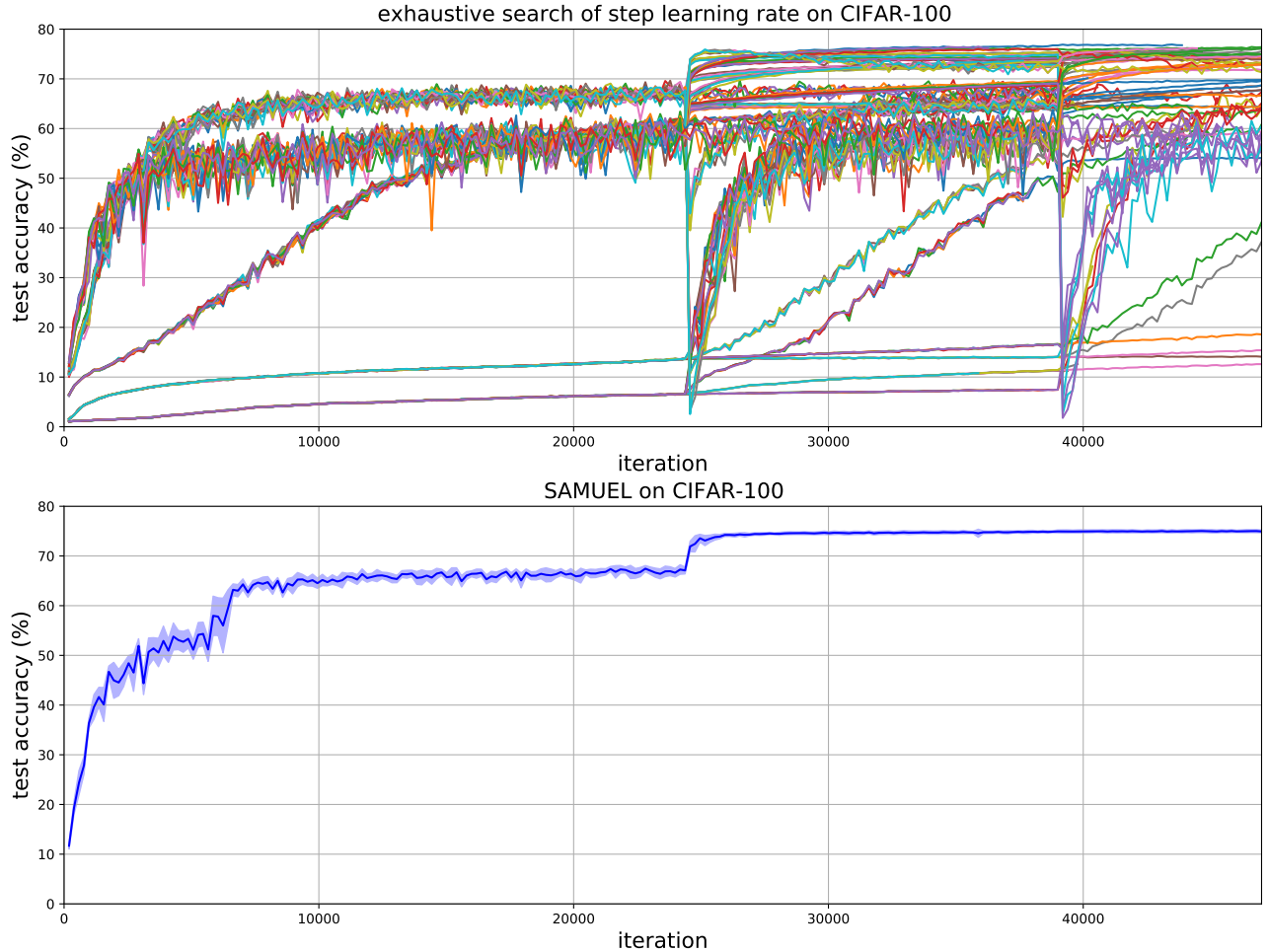


Figure 6: CIFAR-100 comparison of exhaustive searched learning rate schedule and SAMUEL . Top: 125 parallel experiments with exhaustively searched learning rate schedules. Bottom: SAMUEL on one run with 10 different random seeds, no tuning needed.

experiments were conducted on TPU-V2 hardware. For training, we used a batch size of 256 and 250 total epochs with a step learning rate schedule. We fixed the learning rate stepping point at epoch 125 and 200, and provided five possible candidate learning rates  $\{0.0001, 0.001, 0.01, 0.1, 1\}$  for each region. Thus an exhaustive search yielded 125 different schedules for the baseline AdaGrad method. For a fair comparison, we adopted the same learning rate changing point for our method. Our method automatically determined the optimal learning rate at the transition point without the need to exhaustively search over learning rate schedules.

We display the CIFAR-100 test accuracy curves of AdaGrad with 125 exhaustively-searched learning rate schedules and our method in only one single run in Fig.6. Fig.6 shows that the best accuracy of exhaustive search is 76.77%, and the accuracy of SAMUEL using the same seed is 75.66%.

### D.3 Comparison with Baselines

We conducted additional experiments on CIFAR-10 with off-the-shelf learning rate schedulers from the optax library. We considered the same model and training pipeline as detailed in the experiment

section. Instead of using the three phase learning rate stepping scheme, we tried more varieties of schedulers available in the optax library. Specifically, we finetuned the cosine annealing scheduler, the linear warmup followed by cosine decay scheduler, and the linear warmup followed by exponential decay scheduler. Their test accuracy curves together with different learning rate schedules are displayed in Fig.7, Fig.8 and Fig.9, respectively.

For finetuning the cosine annealing scheduler, we experimented with 45 different initial learning rates in the range of  $1e-5$  to  $0.9$ .

For the linear warmup followed by cosine decay scheduler, we finetuned the initial learning rate, the peak learning of the warmup and the duration of the warmup. We considered possible initial learning rate  $\{0, 1 \times 10^{-5}, 1 \times 10^{-4}\}$ , peak learning rate  $\{0.001, 0.01, 0.05, 0.1, 0.5, 1\}$ , and warmup epochs  $\{5, 10\}$  for the grid search.

For the linear warmup followed by exponential decay scheduler, we finetuned the initial learning rate, the peak learning of the warmup and the duration of the warmup, the exponential decay rate, and the transition steps. We considered possible initial learning rate  $\{0, 1 \times 10^{-5}, 1 \times 10^{-4}\}$ , peak learning rate  $\{0.05, 0.1, 0.5, 1\}$ , warmup epochs  $\{5, 10\}$ , exponential decay rate  $\{0.5, 0.8, 0.9\}$ , and transition step  $\{5, 10\}$  for the grid search.

As the figures demonstrate, the final test accuracy depend heavily on the learning rate schedules. For off-the-shelf learning rate schedulers, tuning the schedule associated hyperparameters is not trivial.



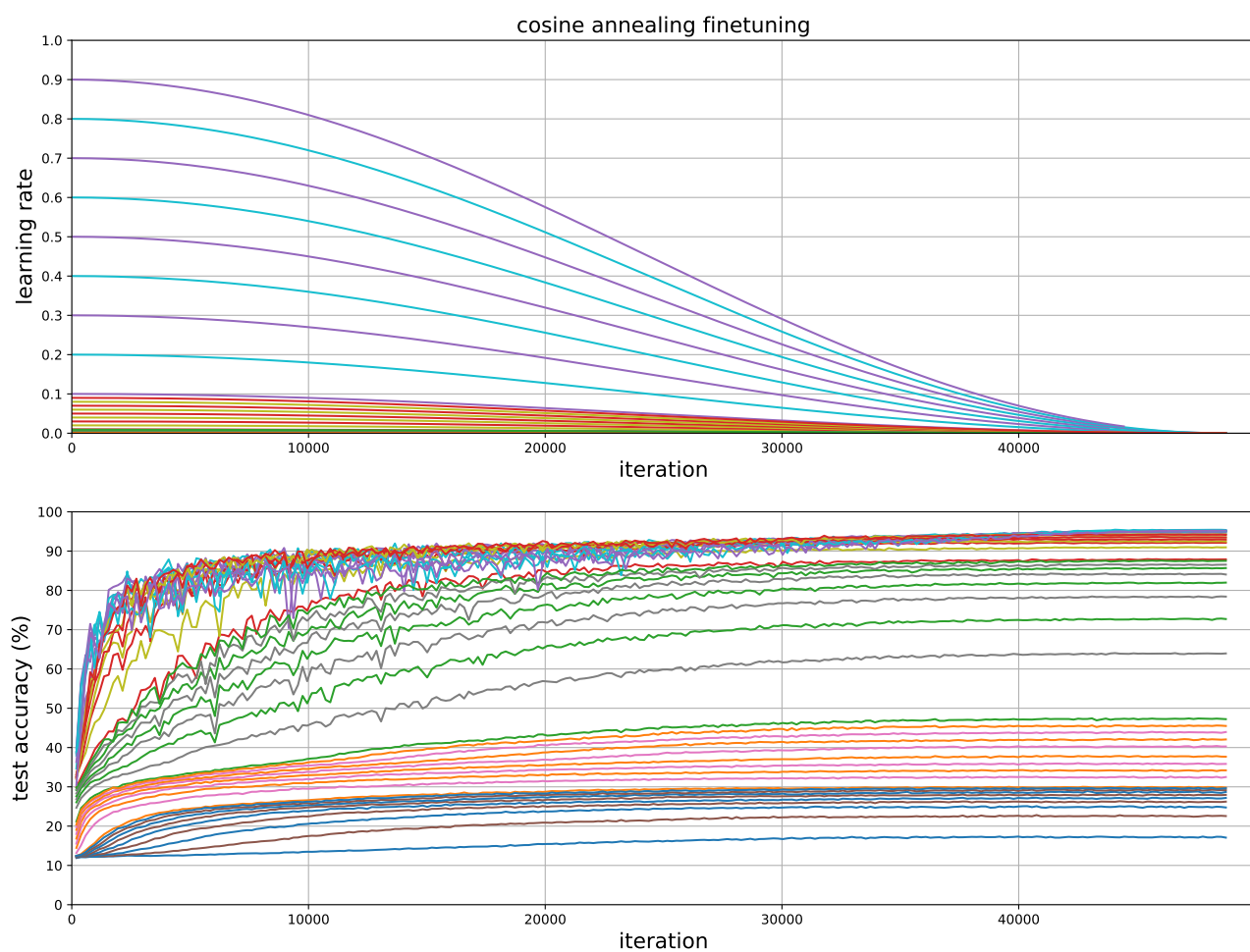


Figure 7: Tuning cosine annealing schedules on CIFAR-10. The best test accuracy out of all 45 trials is 95.37%.

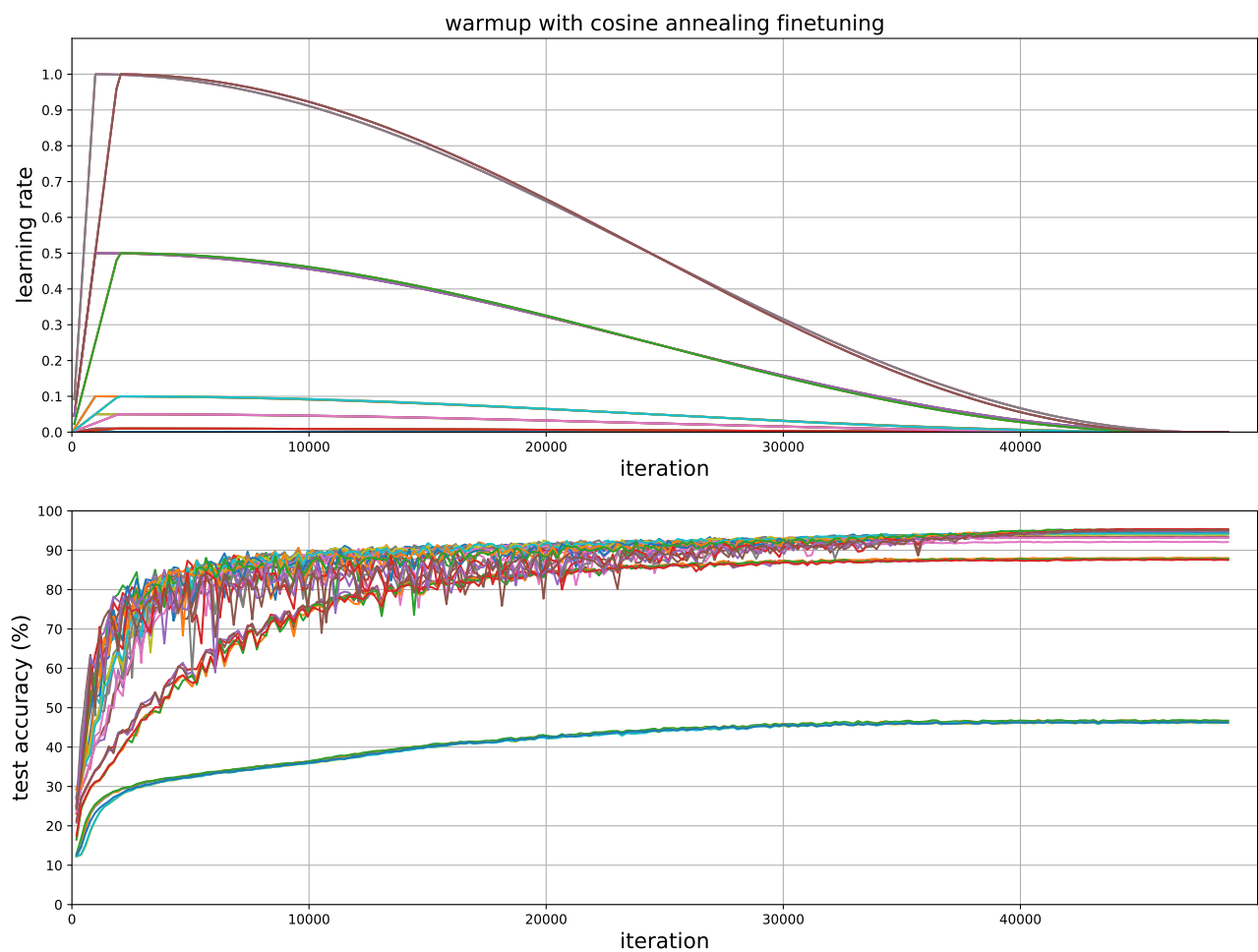


Figure 8: Tuning the linear warmup followed by cosine decay scheduler on CIFAR-10. The best test accuracy out of 36 trials is 95.31%.

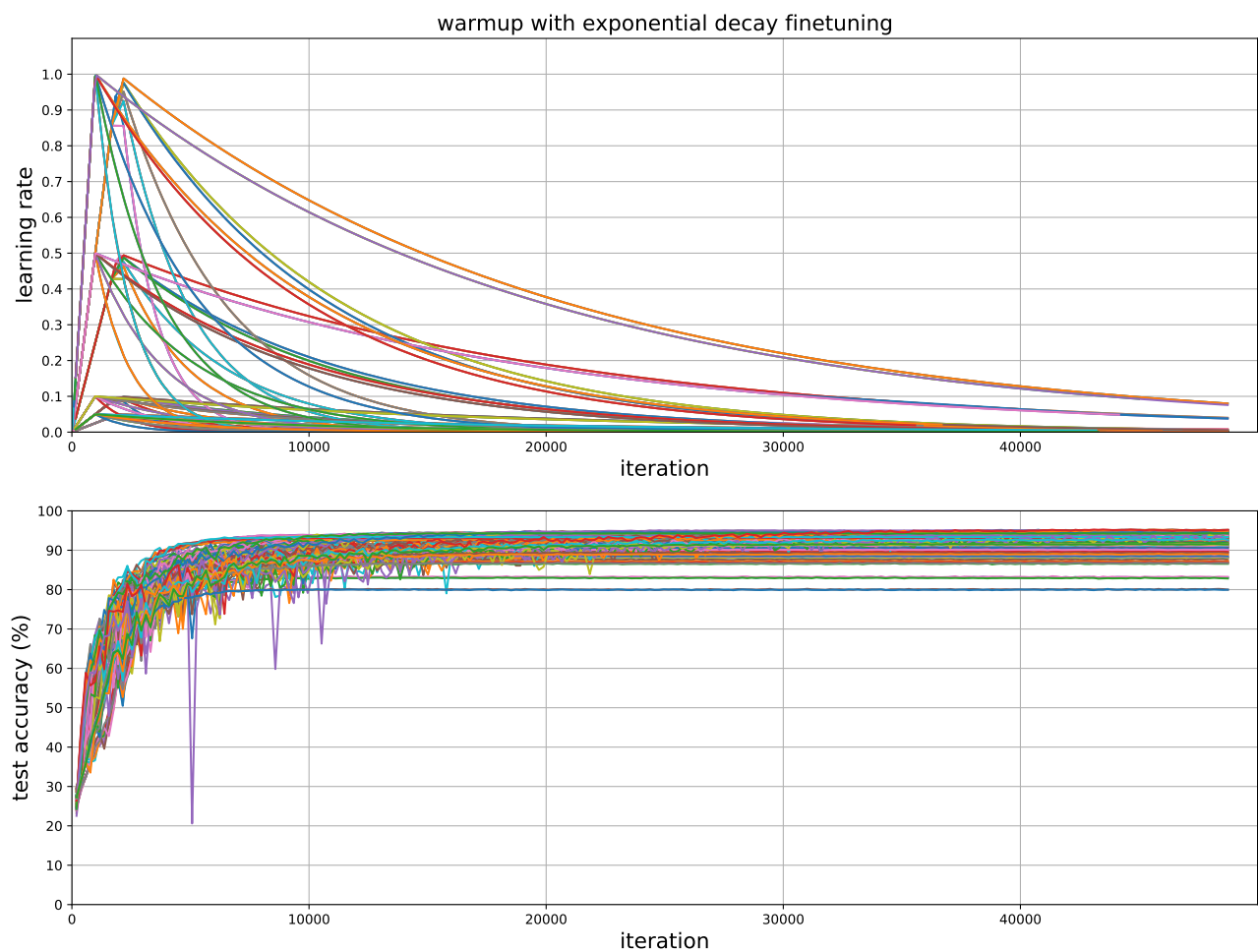


Figure 9: Tuning the linear warmup followed by exponential decay scheduler on CIFAR-10. The best test accuracy out of 144 trials is 95.27%.