

Hybrid Tracker with Pixel and Instance for Video Panoptic Segmentation

Weicai Ye^{1*} Xinyue Lan^{1*} Ge Su² Hujun Bao¹ Zhaopeng Cui Guofeng Zhang^{1†}

¹State Key Lab of CAD&CG, Zhejiang University

²College of Computer Science and Technology, Zhejiang University

{weicaiye, xinyuelan, suge, baohujun, zhpcui, zhangguofeng}@zju.edu.cn

Abstract

Video Panoptic Segmentation (VPS) requires generating consistent panoptic segmentation and tracking identities to all pixels across video frames. Existing methods are mainly based on the trained instance embedding to maintain consistent panoptic segmentation. However, they inevitably struggle to cope with the challenges of small objects, similar appearance but inconsistent identities, occlusion, and strong instance contour deformations. To address these problems, we present HybridTracker, a lightweight and joint tracking model attempting to eliminate the limitations of the single tracker. HybridTracker performs pixel tracker and instance tracker in parallel to obtain the association matrices, which are fused into a matching matrix. In the instance tracker, we design a differentiable matching layer, ensuring the stability of inter-frame matching. In the pixel tracker, we compute the dice coefficient of the same instance of different frames given the estimated optical flow, forming the Intersection Over Union (IoU) matrix. We additionally propose mutual check and temporal consistency constraints during inference to settle the occlusion and contour deformation challenges. Extensive experiments demonstrate that HybridTracker outperforms state-of-the-art methods on Cityscapes-VPS and VIPER datasets.

1. Introduction

Video panoptic segmentation (VPS) aims to assign semantic classes and generate consistent association of instance ids across video frames with many applications ranging from scene understanding in autonomous driving, video surveillance in smart city, video editing in entertainment manipulation, etc. Existing methods tackling the problem generally perform the image panoptic segmentation and obtain the matching relationship between adjacent images by calculating the similarity of the instance embedding.

*Equal contribution

†Corresponding author

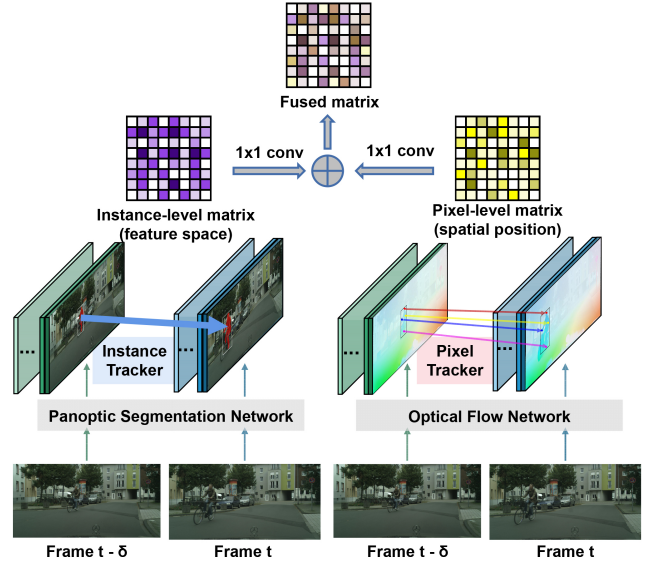


Figure 1. **Brief Illustration of HybridTracker.** HybridTracker achieves video panoptic segmentation from two perspectives: feature space (Instance Tracker) and spatial location (Pixel Tracker).

A pioneer work, proposed by [1], first formally defined a brand new task of video panoptic segmentation with a new re-organized dataset and presented a network, i.e., VPSNet, to solve this problem. VPSNet extends UPSNet [2] and adds the MaskTrack head [3] to track each instance, which can track larger objects robustly. However, some small objects are difficult to be accurately segmented due to the limited image segmentation accuracy (cf. Fig. 6c ⑥). It also struggles to learn a discriminative embedding, especially for some objects with similar appearance but inconsistent identities (cf. Fig. 6a ②), which may lead to ambiguous tracking. Furthermore, VPSNet uses optical flow estimation to fuse the features of adjacent frames to further improve the segmentation, which is undoubtedly heavy and complicated. Woo et al. [5] improved VPSNet by introducing the contrast loss and pixel-level tube-matching loss to obtain time-invariant features, while it still relies on the instance-level features for the tracking as VPSNet.

CenterTrack [6] proposed a simultaneous detection and tracking algorithm to localize objects and predict their associations by objects’ centre, which can be considered a tracker based on pixels. However, the tracking is not stable enough due to the sparsity of the objects’ centre, especially in the face of multiple objects occlusion and reappearance after the disappearance. Moreover, it has not been applied to the video panoptic segmentation task. Existing instance-based and pixel-based trackers are particularly weak in handling multi-object occlusion (cf. Fig. 6a ③ and 6c ⑤) and large instance contour deformations (cf. Fig. 7 ③).

To address the problems aforementioned, we propose to track with both pixel and instance for video panoptic segmentation. Our insight is that VPS can be benefited from different perspectives including feature space (instance tracker) and spatial location (pixel tracker), which can effectively mitigate the drawbacks of using a single-level tracker (cf. Fig. 1). However, directly combining the existing instance-based and pixel-based tracker is not easy. On the one hand, it leads to onerous network parameters, making the models much larger and harder to be trained on a standard graphics card. On the other hand, different trackers need to maintain a good tracking performance to obtain complimentary tracking effects through fusion.

To achieve a trade-off between memory consumption and VPS performance, we propose a lightweight and joint tracking network, termed HybridTracker, (cf. Fig. 2). HybridTracker performs panoptic segmentation for each frame and adopts different trackers to obtain the correlation matrices fused into a final matching matrix to obtain the spatiotemporal consistent video panoptic segmentation results. Specifically, we use a lightweight image panoptic segmentation model PanopticFCN [10] to obtain the panoptic segmentation results for each frame, which can obtain competitive segmentation results with fewer parameters and faster speed. In instance tracker, to reduce the memory consumption, we take the segmented instance mask to obtain the ROI mask of each instance by cropping, scaling and padding, and then use two fully connected layers to obtain the embedding of each instance.

To solve the problem of training convergence issue that usually exists for the instance-based tracker [7, 8], we propose a differentiable matching layer to obtain the correspondence between different instances and then exploit the cross-entropy loss to train the network. In pixel tracker, rather than sparse objects’ centre in CenterTrack [6], we use the dense optical flow estimation network RAFT [9] to obtain the dense pixel motion of the current frame and add the original coordinate of pixels to obtain the mask of each instance in the next frame. The IoU matching matrix is obtained by computing the dice coefficient of the same instance of different frames.

To deal well with the irregular deformations caused by

perspective projection and individual instances reappearing after disappearing, we also propose mutual check and temporal consistency constraints applied to the proposed HybridTracker, which can effectively eliminate these issues. Overall, our contributions are summarised as four-fold.

- We propose a lightweight and efficient hybrid tracker network consisting of an instance tracker and a pixel tracker that effectively copes with video panoptic segmentation.
- Our differentiable matching module for instance tracker can smoothly train the embedding of instances and maintain tracking robustness. While our dense pixel tracker does not require additional training.
- Our proposed mutual track and temporal consistency constraints can effectively handle complex challenges such as reappearance after a disappearance due to occlusion and strong instance deformations.
- Extensive experiments demonstrate that HybridTracker outperforms state-of-art methods on Cityscapes-VPS and VIPER datasets.

2. Related Work

In this section, we briefly review the related methods.

Video Segmentation. A comprehensive overview [11] of multiple tasks in the field of video segmentation has recently been proposed, which broadly classifies video segmentation into eight tasks such as video object segmentation [6, 26–28], video instance segmentation [3, 18, 23, 24, 29, 30], and video panoptic segmentation [1, 5, 12], etc. Among them, it systematically describes the methods used in these tasks in recent years, the datasets used and the results achieved so far, as well as the future trends.

Video Panoptic Segmentation. The pioneering work of video panoptic segmentation – VPS [1] extends the panoptic segmentation in the image domain to the video domain, proposing an instance-level tracking-based approach. Based on this, SiamTrack [5] proposes pixel-tube matching loss and contrast loss, which improves the discriminative power of instance embedding further. These methods can be roughly considered as instance trackers. In comparison, we propose a hybrid tracker, which consists of pixel tracker and instance tracker. Note that we focus on better tracking of the video segmentation results, rather than fusing the features of different frames to obtain better image segmentation results as in VPSNet [1]. VIP-DeepLab [12] additionally introduces depth information to improve the performance of VPS, while our work focuses only on the video track without considering depth.

Video Tracking. Video segmentation requires consistent segmentation between consecutive frames, which is essentially the tracking of video elements. VPS [1] achieved

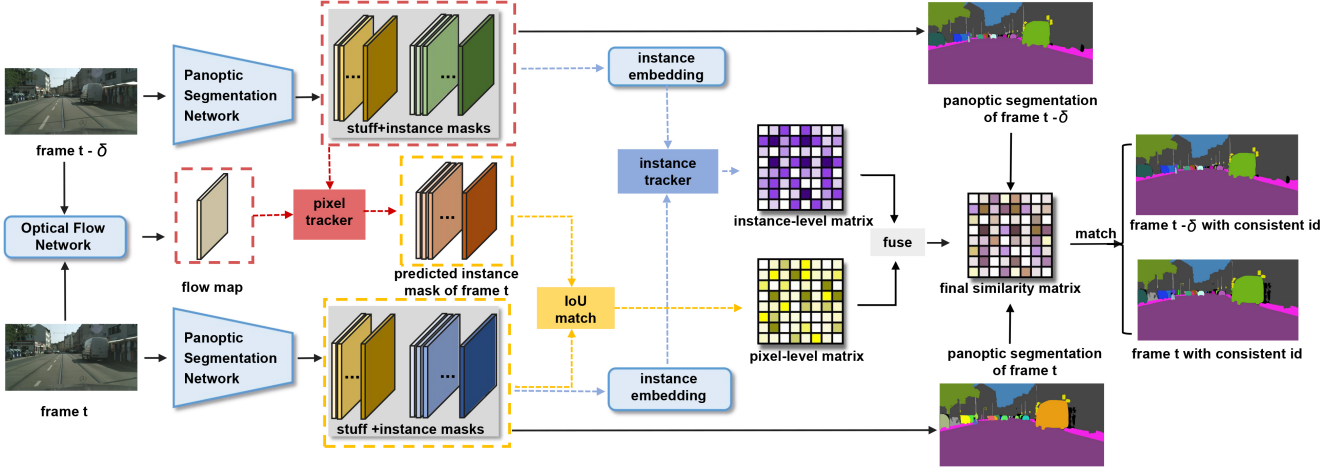


Figure 2. **HybridTracker Framework.** Our network takes consecutive video frames as input and outputs the segmentation results of each frame and the consistent tracking ids between frames. Each frame is fed into the image panoptic segmentation network. Then instance tracker and pixel tracker are run to obtain the correlation matrices of instances between frames, which are finally fused into a matching matrix to obtain consistent video panoptic segmentation results.

this by tracking with each instance from the perspective of feature space, while CenterTrack [6] through the centre of each instance from the perspective of spatial location. No doubt that they struggle to handle some complex challenges, such as occlusion. A considerable amount of work [19–21] exists that focuses on multiple objects tracking rather than video panoptic segmentation. QDTrack [20] proposed quasi-dense samples to track the multiple objects, but it’s still based on feature space. Our proposed HybridTracker, which consists of instance tracker and dense pixel tracker, can robustly cope with the complex scenes for video panoptic segmentation from two perspectives: feature space and spatial location.

3. Method

Our goal is to produce a consistent video panoptic segmentation from consecutive video frames. We propose a lightweight and efficient network to tackle this problem. Our framework, named HybridTracker, consists of four main components: an image panoptic segmentation network with shared weights, an instance tracker module with a differentiable matching layer, a dense pixel tracker module, and a final fusion module to obtain the matching matrix. To handle some complex challenges, we additionally add mutual check and temporal consistency constraints to the instance tracker and pixel tracker during inference. Please refer to Fig. 2 for an overview and the following sections for details.

3.1. Image Panoptic Segmentation Network

Unlike VPSNet [1], which uses UPSNet [2] network based on Mask-RCNN [4], we choose PanopticFCN [10] to obtain the image panoptic segmentation for every video

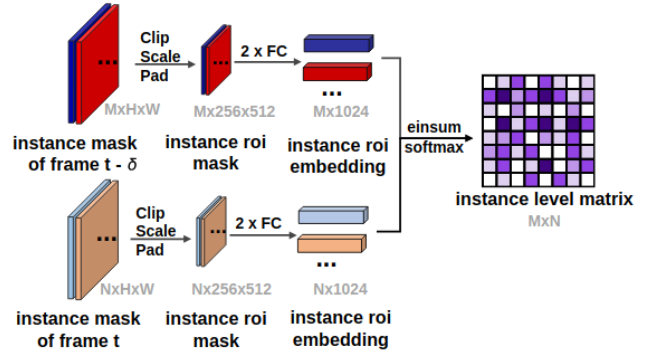


Figure 3. **Instance Tracker Module.** Instance tracker takes each instance segmentation mask as input, crops, scales and pads the predicted masks to the uniform size of masks, and two fully connected layers followed. We use the operation of *torch.einsum* and *softmax* to compute the instance similarity matrix.

frame. PanopticFCN [10] is a simple and efficient network for panoptic segmentation, representing the foreground things and background stuff in a unified fully convolutional pipeline. We use the dice segmentation loss [13] and position loss as the basic loss. Please refer to the supplementary materials for more details.

3.2. Instance Tracker Module

After the images are fed into the image panoptic segmentation network, we can obtain each foreground object instance and background stuff, which can be used to learn the embedding of each instance for tracking between video frames. Unlike MaskTrack [3] that obtains a 28x28 mask based on the anchor, it is possible to directly use several fully connected layers to obtain the embedding of the cor-

responding instances. While PanopticFCN [10] obtains the mask of the original image, using the previous method directly may consume too much GPU memory and struggle to obtain good embedding. For an arbitrary two images frame $t - \delta$ and frame t , assume that frame $t - \delta$ has m instances, we transform the binary mask of each instance into a bounding box, and crop the region enclosed by the bounding box into RoI feats, and then the RoI feature map is scaled to the shape of $256 * 512$, the empty regions are padded by 0, which ensures no deformation occurred when the RoI mask obtained. We get $m * 1024$ embedding by two fully connected layers and yield an embedding of $n * 1024$ for frame t , which has n instances. To calculate the similarity of each two instances of the two images, we multiply the embedding of each instance two by two to obtain $m * n$ values, which forms the instance matching matrix M_{mn} .

3.2.1 Instance-Wise Differentiable Matching layer based on Instance Embedding.

In instance tracker, the instance embedding is trained to track the elements between frames. Existing methods use triplet loss [8] or contrast loss [5] to pull the same instance as close as possible in feature space and push different instances as far as possible. These methods establish instance correspondence by identifying nearest neighbour matches in feature space, which is non-differentiable and unable during the training process.

To address this issue, inspired by CAPS [14], we propose to use a instance-wise differentiable matching layer (DML) for the training of instance embedding. Given a set of frame $t - \delta$ and frame t , the panoptic segmentation network with shared weights mentioned above obtains the embedding vectors M and N respectively. To compute the correspondence of the instance i in frame $t - \delta$ to the frame t , we correlate the instance embedding, denoted M_i . Then, we use a 2D softmax operation to obtain the distribution of the different instances of frame t , which represents the probability that the instance of image frame t corresponds to the instance i :

$$p(j|i, M, N) = \frac{\exp(M(i)^T N(j))}{\sum_{x \in t} \exp(M(i)^T N(x))}, \quad (1)$$

where x is the instance indexes of frame t . Then the predicted target \hat{j} can be computed as the expectation of the distribution:

$$\hat{j} = h_{t-\delta \rightarrow t}(i) = \sum_{j \in t} j \cdot p(j|i, M, N). \quad (2)$$

We can establish a cross-entropy loss between the predicted target \hat{j} with the ground-truth target j , which is stable and easy to converge during the training process. The matching

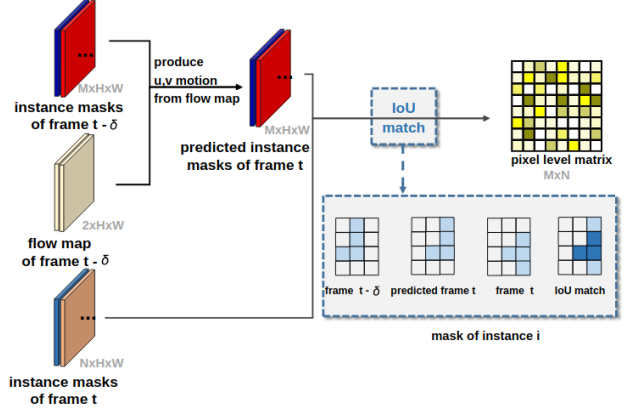


Figure 4. **Pixel Tracker Module.** We calculate the dice coefficient of different instances from the frame $t - \delta$ and frame t given the optical flow map, to form the position-aware similarity matrix.

loss can be defined as follow:

$$\mathcal{L}_{\text{match}} = \frac{1}{M} \sum_{m=1}^M -(y \log(p) + (1 - y) \log(1 - p)), \quad (3)$$

where p represents the probability of correspondence between the ground-truth target j and the predicted target \hat{j} , i.e., $p(j|i, M, N)$. y is binary indicator if predicted target \hat{j} is the correct classification for ground-truth target j .

3.3. Pixel Tracker Module

Pixel tracker can be considered as a tracker that maintains consistency in terms of the spatial position of the instances. Unlike CenterTrack [6] which exploits sparse objects' centre to track multi-objects, we propose to track each instance by dense pixel motion. In pixel tracker, as shown in Fig. 4, the images of two adjacent frames are fed into the optical flow estimation network, such as RAFT [9], to obtain the inter-frame motion information. Take the instance i in frame $t - \delta$ as an example, we multiply the binary mask of instance i and flow map to get the motion of each pixel of instance i . Then, we add the coordinates of each pixel of the instance and the motion shift pixel by pixel to get the mask of each instance in the next frame. We can calculate the dice coefficient [13] values between the m instances in frame $t - \delta$ and the n instances in frame t as the position similarity. The position similarity can be defined as follows:

$$\text{Sim}_{\text{pos}} = \frac{2 \sum_i^N p_i g_i}{\sum_i^N p_i^2 + \sum_i^N g_i^2}, \quad (4)$$

where the sums run over the N pixels inside the predicted binary segmentation mask $p_i \in P$ of instance i and the predicted binary mask $g_i \in G$ of instance j . Then we can form an $m * n$ IoU correlation matrix, where m means the number of segmentation masks of the frame $t - \delta$, and n means the number of masks of the frame t .

3.4. Fusion Module

We take the two correlation matrices obtained by pixel tracker and instance tracker as input, feed them to a simple 1x1 Conv layer, and fuse them into a joint correlation matrix by adding them pixel by pixel to obtain the matching relationship between the two frames. The matching of instance ids is obtained by taking the id of the largest column row by row, where matches probabilities less than a certain threshold are also removed, and a 1-to-1 matching constraint is added. Due to the large gap between the instance tracker and the pixel tracker, a simple fusion will only give intermediate results, while using our fusion module will generate better results, which also shows the effectiveness of our HybridTracker.

3.5. Mutual Check and Temporal Consistency Constraints

Although our HybridTracker can effectively solve the unstable tracking phenomenon of the single tracker, shown in Fig. 7c, we found that we still cannot handle the complex deformation of some objects well. For this reason, we propose the mutual check which aims to remove inconsistent matches between two instances, and the temporal consistency constraints [17] which constrain the consistency of tracking between multiple frames in inference. Assume that \mathcal{T} is a differentiable operation $x_t^p \mapsto x_s^p$, which measures the similarity of x_s^p and x_t^p , where s and t indicate timestamp, p can be regarded as the spatial location of pixels or the feature of the instances. We can apply \mathcal{T} from $t - \delta$ to t and from t to $t + \delta$, and the temporal consistency can be established:

$$\mathcal{T}(x_{t-\delta}^p, x_{t+\delta}^p) = \mathcal{T}(x_{t-\delta}^p, x_t^p) \mathcal{T}(x_t^p, x_{t+\delta}^p). \quad (5)$$

An obvious example illustrates that the temporal consistency constraint can robustly settle the issues of multi-object occlusion and missing segmentation of individual instances in the video sequence, shown in Fig. 5. In inference, since the car in frame $t + \delta$ fails to find a matching instance in frame t , we obtain the frame $t - \delta$ stored in memory and use our tracker (instance tracker or pixel tracker or hybrid tracker) to obtain the similarity matrix between frame $t - \delta$ and $t + \delta$. If the similarity value is greater than the specific threshold, we will adopt temporal matches. Otherwise, the new instance id will be set. By the way, the temporal consistency constraint should be further applied backwards from time $t + \delta$ to t and from t to $t - \delta$.

4. Implementation Details

We first pre-train image panoptic segmentation network without tracking functionality on Cityscapes-VPS and VIPER dataset. We follow most of the settings and hyperparameters of PanopticFCN [10] and implement our mod-

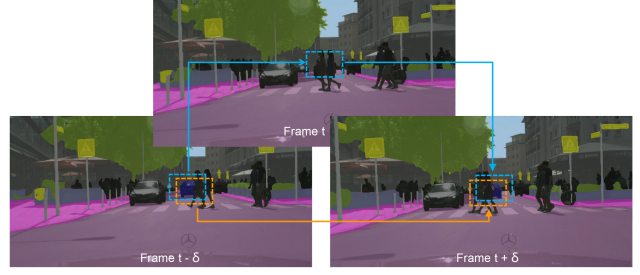


Figure 5. **Illustration of Temporal Consistency Constraint.** The car in the blue line box is incorrectly segmented in frame t due to occlusion, resulting in missing segmentation results. The blue line indicates that directly using the adjacent frame information may cause the tracking between frame $t - \delta$ and frame $t + \delta$ to fail. In comparison, the orange colour line can address this limitation by the temporal consistency constraint.

els with the Pytorch-based toolbox Detectron2 *. We adopt multi-scale inference scaling equal to 0.5, 0.625, 0.6875, 0.8125, 0.875, 1 for 1024×2048 Cityscapes and 1080×1920 VIPER images. We optimize the network with an initial rate of 0.0025 on 4 GeForce GTX TITAN X GPUs, where each mini-batch has four images. The optimizer is SGD with weight decay $1e-4$ and momentum 0.9. Then we finetune instance tracker with differentiable matching layer on Cityscapes and VIPER dataset. For finetuning our instance tracker, we optimize the network with initial rate $1e-4$ and 2 GeForce GTX TITAN X GPUs, where each mini-batch has 16 images. The pixel-tracker does not need training, which loads the pre-trained model weight from the optical flow network. We compose the instance-tracker and the pixel tracker to the hybrid tracker to fuse the matching matrix. We also add mutual check and temporal consistency constraints during inference.

5. Experiment

5.1. Datasets

We extensively perform experiments on two vps datasets, including Cityscapes-VPS datasets and VIPER datasets.

Cityscapes-VPS: We follow VPS [1]’s public train/val/test split. Each video consists of 30 consecutive frames, with every five frames paired with the ground truth annotations. All 30 frames of each video are predicted, and only six frames with the ground truth are evaluated.

VIPER: VIPER is a video panoptic segmentation benchmark with high quantity and quality of the panoptic video annotation. Following VPS [1], we follow the public train/val/split. For evaluation, we choose 10 validation videos from the day scenario, and use the first 60 frames of each video: total 600 images.

*<https://github.com/facebookresearch/detectron2>

Methods on Cityscapes-VPS val	Temporal window size				VPQ	FPS
	k = 0	k = 5	k = 10	k = 15		
VPSNet-Track	63.1 / 56.4 / 68.0	56.1 / 44.1 / 64.9	53.1 / 39.0 / 63.4	51.3 / 35.4 / 62.9	55.9 / 43.7 / 64.8	4.5
VPSNet-FuseTrack	64.5 / 58.1 / 69.1	57.4 / 45.2 / 66.4	54.1 / 39.5 / 64.7	52.2 / 36.0 / 64.0	57.2 / 44.7 / 66.6	1.3
SiamTrack	64.6 / 58.3 / 69.1	57.6 / 45.6 / 66.6	54.2 / 39.2 / 65.2	52.7 / 36.7 / 64.6	57.3 / 44.7 / 66.4	4.5
Instance Tracker	65.6 / 60.0 / 69.7	55.1 / 39.3 / 66.6	51.4 / 32.5 / 65.1	49.3 / 28.6 / 64.3	55.3 / 40.1 / 66.4	5.1
Pixel Tracker	65.6 / 60.0 / 69.7	58.8 / 48.0 / 66.6	55.4 / 42.1 / 65.1	53.2 / 38.0 / 64.3	58.2 / 47.0 / 66.4	3.8
HybridTracker (Instance + Pixel)	65.6 / 60.0 / 69.7	58.9 / 48.3 / 66.6	55.6 / 42.5 / 65.1	53.4 / 38.5 / 64.3	58.4 / 47.3 / 66.4	3.6
HybridTracker + w/ Temporal	65.6 / 60.0 / 69.7	59.0 / 48.5 / 66.6	55.7 / 42.8 / 65.1	53.6 / 38.9 / 64.3	58.5 / 47.5 / 66.4	3.3
VPSNet-FuseTrack + Pixel	65.0 / 59.0 / 69.4	57.8 / 45.6 / 66.7	54.9 / 40.1 / 65.6	53.3 / 36.8 / 65.3	57.7 / 45.4 / 66.7	1.1

Methods on Cityscapes-VPS test	Temporal window size				VPQ	FPS
	k = 0	k = 5	k = 10	k = 15		
VPSNet-Track	63.1 / 58.0 / 66.4	56.8 / 45.7 / 63.9	53.6 / 40.3 / 62.0	51.5 / 35.9 / 61.5	56.3 / 45.0 / 63.4	4.5
VPSNet-FuseTrack	64.2 / 59.0 / 67.7	57.9 / 46.5 / 65.1	54.8 / 41.1 / 63.4	52.6 / 36.5 / 62.9	57.4 / 45.8 / 64.8	1.3
SiamTrack	63.8 / 59.4 / 66.6	58.2 / 47.2 / 65.9	56.0 / 43.2 / 64.4	54.7 / 40.2 / 63.2	57.8 / 47.5 / 65.0	4.5
Instance Tracker	61.7 / 56.2 / 65.2	55.0 / 43.0 / 62.6	52.2 / 38.1 / 61.2	50.3 / 34.4 / 60.5	54.8 / 42.9 / 62.4	5.1
Pixel Tracker	64.2 / 58.9 / 67.7	58.4 / 48.0 / 65.1	55.6 / 43.3 / 63.4	53.8 / 39.7 / 62.9	58.0 / 47.5 / 64.8	3.8
HybridTracker (Instance + Pixel)	64.3 / 58.9 / 67.7	58.6 / 48.5 / 65.1	55.8 / 43.9 / 63.4	54.1 / 40.2 / 62.9	58.2 / 47.9 / 64.8	3.6
HybridTracker + w/ Temporal	64.3 / 59.0 / 67.7	59.0 / 49.2 / 65.1	56.3 / 45.0 / 63.4	54.5 / 41.4 / 62.9	58.5 / 48.7 / 64.8	3.3

Table 1. Comparison of video panoptic segmentation results on Cityscapes-VPS validation (top) and test (bottom) set with our HybridTracker variants. Each cell contains VPQ / VPQTh / VPQSt scores. The best results are highlighted in boldface. **Note** that the configuration of our method is consistent with VPSNet-Track. Our methods generally outperforms VPSNet-FuseTrack [1] and SiamTrack [5].

Methods on VIPER	Temporal window size				VPQ	FPS
	k = 0	k = 5	k = 10	k = 15		
VPSNet-Track	48.1 / 38.0 / 57.1	49.3 / 45.6 / 53.7	45.9 / 37.9 / 52.7	43.2 / 33.6 / 51.6	46.6 / 38.8 / 53.8	5.1
VPSNet-FuseTrack	49.8 / 40.3 / 57.7	51.6 / 49.0 / 53.8	47.2 / 40.4 / 52.8	45.1 / 36.5 / 52.3	48.4 / 41.6 / 53.2	1.6
SiamTrack	51.1 / 42.3 / 58.5	53.4 / 51.9 / 54.6	49.2 / 44.1 / 53.5	47.2 / 40.3 / 52.9	50.2 / 44.7 / 55.0	5.1
Instance Tracker	55.1 / 51.2 / 58.0	45.7 / 30.4 / 57.5	43.8 / 26.2 / 57.3	41.5 / 21.5 / 57.0	46.5 / 32.3 / 57.5	5.7
Pixel Tracker	55.1 / 51.2 / 58.0	52.2 / 45.4 / 57.5	50.9 / 42.4 / 57.3	49.5 / 39.9 / 57.0	51.9 / 44.7 / 57.5	3.8
HybridTracker (Instance + Pixel)	55.0 / 51.2 / 58.0	52.4 / 45.7 / 57.5	51.0 / 42.8 / 57.3	49.8 / 40.4 / 57.0	52.1 / 45.1 / 57.5	3.6
HybridTracker + w/ Temporal	55.0 / 51.2 / 58.0	52.6 / 46.2 / 57.5	51.5 / 43.9 / 57.3	50.4 / 42.0 / 57.0	52.4 / 45.8 / 57.5	3.5

Table 2. Comparison of video panoptic segmentation results on VIPER with our HybridTracker variants. Each cell contains VPQ / VPQTh / VPQSt scores. The best results are highlighted in boldface. **Note** that the configuration of our method is consistent with VPSNet-Track. Our methods generally outperforms VPSNet-FuseTrack [1] and SiamTrack [5].

5.2. Experimental Details

We consider Cityscapes-VPS as a primary evaluation dataset as the dataset is relatively small, which allows us to quickly validate our various experimental settings, and then we analogize our learned knowledge to the VIPER dataset, which also shows consistent results.

We have selected 3 instance-based video panoptic segmentation methods as comparison, including VPSNet-Track, VPSNet-FuseTrack [1] and SiamTrack [5].

- **VPSNet-Track:** A basic video panoptic segmentation model which adds MaskTrack head [3] on top of the image panoptic segmentation model, UPSNet [2].
- **VPSNet-FuseTrack:** Based on VPSNet-Track, it additionally supports temporal feature aggregation and attentional space-time feature fusion.
- **SiamTrack:** It finetunes VPSNet-Track with the pixel-tube matching loss and the contrast loss, and is only

slightly better than VPSNet-FuseTrack. We mainly compare with VPSNet-FuseTrack[†] for SiamTrack’s source code is not publicly available. The VPQ results are borrowed from SiamTrack [5].

To better evaluate the joint tracking network, we experiment with the proposed instance tracker, pixel tracker and hybrid tracker respectively. We additionally add mutual check and temporal consistency constraints to the single and hybrid tracker. The VPQ metric [1] is adopted to evaluate the spatial-temporal consistency between the predicted and ground truth video panoptic segmentation.

5.3. Main Results

5.3.1 Cityscapes-VPS

Table 1 summarizes Video Panoptic Segmentation (VPQ) results of all the methods on Cityscapes-VPS val and test dataset. We observed that our Instance Tracker is on par

[†]<https://github.com/mcahny/vps>




Figure 6. **Comparison results of our methods with VPSNet-FuseTrack [1] on Cityscape-VPS val and test dataset.** Each column with the same marker indicates a tracking instance. The green box indicates correct tracking, while the red box indicates false tracking. Compared with VPSNet-FuseTrack, HybridTrack can robustly handle multiple object occlusions (① and ③) and similar appearance but different identities (②) on the val dataset and maintain robust tracking on the test dataset even for small objects such as a person on a motorcycle (④), a car (⑥), and a car obscured by a utility pole (⑤).




Figure 7. **Illustration of Our Different Trackers.** Each column with the same marker indicates a tracking instance. The green box indicates correct tracking, while the red box indicates false tracking. Instance Tracker can handle large objects with minor contour deformation but struggle to handle small objects. In contrast, Pixel Tracker can handle small objects with limited motion, rather than irregular motion (④ and ⑤). HybridTracker is expert in settling small objects with large motion (① and ②). The temporal consistency constraints help track small and large objects with occlusion and inter-frame jump due to deformation (③).

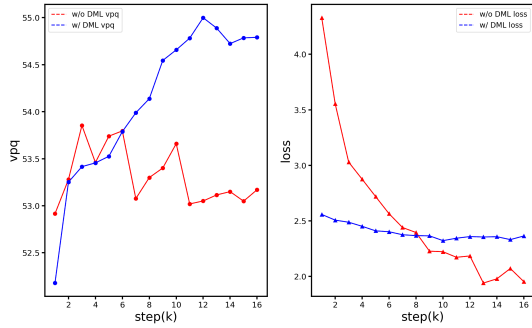


Figure 8. Training and Testing of Instance Tracker w/ VS w/o Differentiable Matching Layer (DML). DML helps instance tracker converge faster and more stable with higher VPQs.

with Track, while Pixel Tracker is better than VPSNet-FuseTrack, which makes our full HybridTracker outperform VPSNet-FuseTrack, and achieve faster inference speed (**3.6FPS** vs. 1.3FPS) and fewer parameters (**170.8MB** vs. 214.9MB). Furthermore, HybridTracker with temporal consistency constraint has further improvements, achieving **+1.3% VPQ** and **+1.1% VPQ** higher than VPSNet-FuseTrack for val and test dataset, respectively. **Note** that all our model does not fuse feature from consecutive frames like VPSNet-FuseTrack [1]. In addition, we combine better panoptic segmentation results from VPSNet-FuseTrack with our pixel tracker on the Cityscapes-VPS val dataset to achieve better VPQ scores, compared with VPSNet-FuseTrack. Fig. 6 demonstrates that compared with VPSNet-FuseTrack, HybridTrack can robustly handle multiple object occlusions (① and ③) and similar appearance but different identities (②) and maintain robust tracking even for small objects such as a person on a motorcycle (④), a car (⑥), and a car obscured by a utility pole (⑤).

5.3.2 VIPER

Table 2 summarizes the VPQ results of all the methods on VIPER datasets, and we observe a consistent tendency. Compared with VPSNet-FuseTrack, our HybridTracker model with pixel and instance tracker module achieves much higher scores (**52.1VPQ** vs. 48.4 VPQ) using the learned RoI feature matching algorithm and the spatial position correlation cues. Our HybridTracker with the mutual check and temporal consistency constraints achieves the best performance by improving **+4.0%VPQ** over VPSNet-FuseTrack, and runs in much faster inference speed (2x). Please refer to our supp. materials for the qualitative results on the VIPER dataset.

Iterations	PQ	PQ Th	PQ St	FPS
1	57.74	45.81	66.42	4.06
5	58.18	46.85	66.42	3.33
10	58.26	47.03	66.42	2.21
15	58.27	47.06	66.42	1.52
20	58.37	47.31	66.42	1.21
25	58.29	47.11	66.42	0.95

Table 3. Ablation study of different iterations on sintel version of RAFT, which affects Pixel Tracker on Cityscapes-VPS val dataset. The best results are highlighted in boldface.

5.4. Ablation Study

Analysis on HybridTracker. We evaluate the VPQ performance of different variants of our methods. From Table 1 and Table 2, we observe that the proposed instance tracker is slightly worse than VPSNet-FuseTrack [1]. While the pixel tracker model greatly outperforms instance-tracker methods. The HybridTracker achieves the best results. Fig. 7 shows the qualitative ablation study results of our methods on Cityscapes-VPS. The qualitative results on the VIPER dataset can be found in the supp. materials.

Analysis on Differentiable Matching Layer in Instance Tracker. We perform additional comparison to explore the performance of instance embedding with a various loss functions. Experiments show that our method can be trained more smoothly and can converge faster than the existing contrast loss with higher VPQ scores, shown in Fig. 8.

Analysis on RAFT Iterations. In Pixel Tracker, we calculate the dice coefficient of different instances from the frame $t - \delta$ and frame t given the optical flow map to form the position-aware similarity matrix. We use the flow estimation network RAFT to estimate the optical flow from two consecutive frames. We performed different iterations on sintel version of RAFT to understand the impact on the pixel tracker, shown in Tab. 3. RAFT with 20 iterations achieves best performance.

Analysis on Mutual Check and Temporal Consistency Constraints. We also conducted additional experiments on the mutual check and temporal consistency constraints. We found that all of our methods (including the instance tracker, pixel tracker and hybrid tracker) with mutual track and temporal consistency constraints achieve different VPQ improvements on the VIPER dataset. Please refer to the supp. materials for the detailed evaluation. The reasons are generally that the mutual check shows better performance than the counterparts by removing incorrect matches, while the temporal consistency constraint helps correlate and correct ambiguous matches. The qualitative results on Cityscapes-VPS dataset are illustrated in Fig. 7, while VIPER results are in the supp. materials.

6. Conclusion

We propose a lightweight and efficient hybrid tracker network consisting of an instance tracker and pixel tracker that effectively copes with video panoptic segmentation. Our proposed differentiable matching layer makes the instance tracker training stable and converges fast, while dense pixel tracker can settle the small objects with smooth motion. The proposed mutual check and temporal consistency constraints can effectively address complex challenges, such as occlusion and strong contour deformations. Extensive experiments demonstrate that HybridTracker outperforms state-of-the-art methods on Cityscapes-VPS and VIPER datasets.

7. Limitations

At first, the speed and accuracy of the tracking in our method are restricted to the optical flow estimation, while we find that RAFT [9] performs well on all datasets. The performance and efficiency of our method can be further improved with more advanced optical flow estimation methods. Second, our work focuses only on improving the tracking of individual instances rather than fusion for better segmentation results. Thus the mutual promotion of tracking and segmentation is a worthwhile direction to investigate.

Acknowledgements: We thank all reviewers for their constructive comments.

References

- [1] D. Kim, S. Woo, and J. Lee and I. Kweon. Video Panoptic Segmentation. In *CVPR*, 2020. 1, 2, 3, 5, 6, 7, 8, 10, 11
- [2] Y. Xiong, R. Liao, H. Zhao, R. Hu, M. Bai, E. Yumer and R. Urtasun. Upsnet: A unified panoptic segmentation network. In *CVPR*, 2019. 1, 3, 6
- [3] L. Yang, Y. Fan and N. Xu. Video instance segmentation. In *CVPR*, 2019. 1, 2, 3, 6
- [4] K. He, G. Gkioxari, P. Dollar, and R. Girshick. Mask R-CNN. In *ICCV*, 2017. 3, 10
- [5] S. Woo, D. Kim, J. Lee, and I. Kweon. Learning to Associate Every Segment for Video Panoptic Segmentation. In *CVPR*, 2021. 1, 2, 4, 6
- [6] X. Zhou, V. Koltun, and P. Krähenbühl. Tracking objects as points. In *ECCV*, 2020. 2, 3, 4
- [7] A. Hermans, L. Beyer and B. Leibe. In defense of the triplet loss for person re-identification. In *arXiv*, 2017. 2
- [8] W. Ye, H. Li, T. Zhang, X. Zhou, H. Bao, and G. Zhang. SuperPlane: 3D Plane Detection and Description from a Single Image. In *VR*, 2021. 2, 4
- [9] Z. Teed, and J. Deng. Raft: Recurrent all-pairs field transforms for optical flow. In *ECCV*, 2020. 2, 4, 9
- [10] Y. Li, H. Zhao, X. Qi, L. Wang, Z. Li, J. Sun, and J. Jia. Fully Convolutional Networks for Panoptic Segmentation. In *CVPR*, 2021. 2, 3, 4, 5, 10
- [11] W. Wang, T. Zhou, F. Porikli, D. Crandall, and L. Van Gool. A Survey on Deep Learning Technique for Video Segmentation. In *arXiv*, 2021. 2
- [12] S. Qiao, Y. Zhu, H. Adam, A. Yuille, and L. Chen. Vip-deeplab: Learning visual perception with depth-aware video panoptic segmentation. In *CVPR*, 2021. 2
- [13] F. Milletari, N. Navab, and S. Ahmadi. V-net: Fully convolutional neural networks for volumetric medical image segmentation. In *3DV*, 2016. 3, 4, 10
- [14] Q. Wang and X. Zhou, H. Bharath and N. Snavely. Learning Feature Descriptors using Camera Pose Supervision. In *ECCV*, 2020. 4
- [15] T. Lin, P. Goyal, R. Girshick, K. He, and P. Dollár. Focal loss for dense object detection. In *ICCV*, 2017.
- [16] H. Yu, W. Ye, Y. Feng, H. Bao, and G. Zhang. Learning bipartite graph matching for robust visual localization. In *ISMAR*, 2020.
- [17] X. Wang, A. Jabri and A. Efros. Learning Correspondence from the Cycle-Consistency of Time. In *CVPR*, 2019. 5
- [18] Y. Wang, Z. Xu, X. Wang, C. Shen, B. Cheng, Hao. Shen, and H. Xia. End-to-End Video Instance Segmentation with Transformers. In *CVPR*, 2021. 2
- [19] Y. Zhang, C. Wang, X. Wang, W. Zeng, and W. Liu. FairMOT: On the Fairness of Detection and Re-Identification in Multiple Object Tracking. In *arXiv*, 2020. 3
- [20] J. Pang, L. Qiu, X. Li, H. Chen, Q. Li, T. Darrell, and F. Yu. Quasi-Dense Similarity Learning for Multiple Object Tracking. In *CVPR*, 2021. 3
- [21] Z. Wang, L. Zheng, Y. Liu, and S. Wang. Towards Real-Time Multi-Object Tracking. In *arXiv*, 2019. 3
- [22] P. Voigtlaender, M. Krause, A. Osep, J. Luiten, B. Sekar, A. Geiger, and B. Leibe. Mots: Multi-object tracking and segmentation. In *CVPR*, 2019.
- [23] A. Athar, S. Mahadevan, A. Osep, L. Leal-Taixé, and B. Leibe. Stem-seg: Spatio-temporal embeddings for instance segmentation in videos. In *ECCV*, 2020. 2
- [24] G. Bertasius, and L. Torresani. Classifying, segmenting, and tracking object instances in video with mask propagation. In *CVPR*, 2020. 2
- [25] T. Meinhardt, A. Kirillov, L. Leal-Taixe, and C. Feichtenhofer. Trackformer: Multi-object tracking with transformers. In *arXiv*, 2020.
- [26] L. Porzi, M. Hofinger, I. Ruiz, J. Serrat, S. Bulo, and P. Kotschieder. Learning multi-object tracking and segmentation from automatic annotations. In *CVPR*, 2020. 2
- [27] Z. Xu, W. Zhang, X. Tan, W. Yang, H. Huang, S. Wen, E. Ding, and L. Huang. Segment as points for efficient online multi-object tracking and segmentation. In *ECCV*, 2020. 2
- [28] J. Luiten, I. Zulfikar, and B. Leibe. Unovost: Unsupervised offline video object segmentation and tracking. In *WCAV*, 2020. 2
- [29] T. Zhou, J. Li, X. Li, and L. Shao. Target-Aware Object Discovery and Association for Unsupervised Video Multi-Object Segmentation. In *CVPR*, 2021. 2
- [30] J. Cao, R. Anwer, H. Cholakkal, F. Khan, Y. Pang and L. Shao. SipMask: Spatial Information Preservation for Fast Image and Video Instance Segmentation. In *ECCV*, 2020. 2

- [31] T. Lin, P. Goyal, R. Girshick, K. He and P. Dollár. Focal Loss for Dense Object Detection. In *ICCV*, 2018. 10
- [32] M. Weber, J. Xie, M. Collins, Y. Zhu, P. Voigtlaender, H. Adam, B. Green, A. Geiger, B. Leibe, D. Cremers, A. Osep, L. Leal-Taixe and L. Chen. STEP: Segmenting and Tracking Every Pixel. In *NeurIPS Track*, 2021.
- [33] J. Jin, X. Li, X. Li, and S. Guan. Online Multi-object Tracking with Siamese Network and Optical Flow. In *ICIVC*, 2020.

Appendix A. Image Panoptic Segmentation Network

We choose PanopticFCN [10] to obtain the image panoptic segmentation for every video frame. As shown in Fig. 9, PanopticFCN encodes each object instance or stuff category into a specific kernel weight with the kernel generator and produces the segmentation predictions. Compared with Mask-RCNN [4] used in VPS [1], PanopticFCN is a box-free method which is a memory and parameter friendly network, and this makes our HybridTracker as lightweight as possible. We use the dice segmentation loss [13] and position loss as the basic loss.

The dice segmentation loss is defined as follows:

$$\mathcal{L}_{\text{seg}} = \sum_j \text{Dice}(\mathbf{P}_j, \mathbf{Y}_j^{\text{seg}}) / (M + N), \quad (6)$$

where $\mathbf{Y}_j^{\text{seg}}$ denotes ground truth for the j -th prediction \mathbf{P}_j . $\mathbf{P}_j = K_j^{\text{th}} \otimes \mathbf{F}^e$. The K_j is computed given M and N kernel weights for things K^{th} and stuff K^{st} from the kernel fusion, while $\mathbf{F}^e \in \mathbb{R}^{C_e \times W/4 \times H/4}$ is the encoded feature.

The position loss \mathcal{L}_{pos} can be optimized with $\mathcal{L}_{\text{pos}}^{\text{th}}$ and $\mathcal{L}_{\text{pos}}^{\text{st}}$ for object centers and stuff regions, respectively:

$$\begin{aligned} \mathcal{L}_{\text{pos}}^{\text{th}} &= \sum_i \text{FL}(\mathbf{L}_i^{\text{th}}, \mathbf{Y}_i^{\text{th}}) / N_{\text{th}}, \\ \mathcal{L}_{\text{pos}}^{\text{st}} &= \sum_i \text{FL}(\mathbf{L}_i^{\text{st}}, \mathbf{Y}_i^{\text{st}}) / W_i H_i, \\ \mathcal{L}_{\text{pos}} &= \mathcal{L}_{\text{pos}}^{\text{th}} + \mathcal{L}_{\text{pos}}^{\text{st}}, \end{aligned} \quad (7)$$

where $\text{FL}(\cdot, \cdot)$ represents the Focal Loss [31] for optimization. $\mathbf{L}_i^{\text{th}} \in \mathbb{R}^{N_{\text{th}} \times W_i \times H_i}$ is the object map, $\mathbf{L}_i^{\text{st}} \in \mathbb{R}^{N_{\text{st}} \times W_i \times H_i}$ is stuff map and $\mathbf{Y}_i^{\text{st}} \in [0, 1]^{N_{\text{st}} \times W_i \times H_i}$ is the ground truth.

The final basic loss is as follow:

$$\mathcal{L}_{\text{base}} = \lambda_{\text{pos}} \mathcal{L}_{\text{pos}} + \lambda_{\text{seg}} \mathcal{L}_{\text{seg}}, \quad (8)$$

where λ_{pos} is 1.0 and λ_{seg} is 4.0.

Appendix B. Ablation Study

We perform the ablation study of the proposed models on the Cityscapes-VPS val dataset and VIPER dataset.

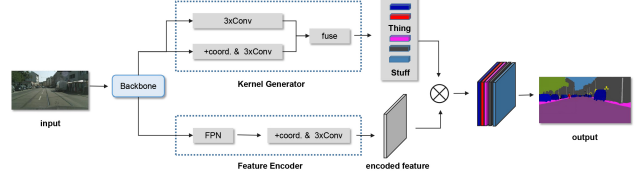


Figure 9. **Image Panoptic Segmentation Network.** We take PanopticFCN [10] as the image panoptic segmentation network to produce the segmentation predictions with a unified representation of object instances or stuff categories given an RGB image.

B.1. Analysis on HybridTracker.

We evaluate the VPQ performance of different variants of our methods. From Table 4 and Table 5, we observe that: the proposed instance tracker is slightly worse than VPSNet-FuseTrack [1]. While the pixel tracker model greatly outperforms instance-tracker methods, HybridTracker achieves the best results. Fig. 10 shows the qualitative ablation study results of our methods on Cityscapes-VPS. The qualitative results on the VIPER dataset shown in Fig. 12, demonstrate that HybridTracker is expert in settling small objects with large motion (① and ②). In addition, the temporal consistency constraints help track small and large objects with occlusion and inter-frame jump due to deformation (③).

B.2. Analysis on RAFT Version.

In Pixel Tracker, we calculate the dice coefficient of different instances from the frame $t - \delta$ and frame t given the optical flow map to form the position-aware similarity matrix. We use the flow estimation network RAFT to estimate the optical flow from two consecutive frames. The source code of RAFT is released with five version pre-trained weights. We performed ablation study on different versions of RAFT to understand the impact on the pixel tracker, shown in Table 7. The sintel version of RAFT achieves the best performance, for MIP Sintel is a large synthetic dataset that provides detailed and dense optical flow annotation, and it contains many challenging scenes, making it a good generalization capability.

B.3. Analysis on Mutual Check and Temporal Consistency Constraints.

We also conducted additional experiments on the mutual check and temporal consistency constraints with ablation consideration. All of our methods (including Instance Tracker, Pixel Tracker and HybridTracker) with mutual check and temporal consistency constraints achieve different levels of improvement of VPQs, illustrated in Tables 4 and 5. Figs. 11 and 12 demonstrate the improvements of the temporal consistency constraint. In addition, we combine better panoptic segmentation results

Methods on Cityscapes-VPS val.	Temporal window size				VPQ	FPS
	k = 0	k = 5	k = 10	k = 15		
VPSNet-Track	63.1 / 56.4 / 68.0	56.1 / 44.1 / 64.9	53.1 / 39.0 / 63.4	51.3 / 35.4 / 62.9	55.9 / 43.7 / 64.8	4.5
VPSNet-FuseTrack	64.5 / 58.1 / 69.1	57.4 / 45.2 / 66.4	54.1 / 39.5 / 64.7	52.2 / 36.0 / 64.0	57.2 / 44.7 / 66.6	1.3
SiamTrack	64.6 / 58.3 / 69.1	57.6 / 45.6 / 66.6	54.2 / 39.2 / 65.2	52.7 / 36.7 / 64.6	57.3 / 44.7 / 66.4	4.5
Instance Tracker	65.6 / 60.0 / 69.7	55.1 / 39.3 / 66.6	51.4 / 32.5 / 65.1	49.3 / 28.6 / 64.3	55.3 / 40.1 / 66.4	5.1
Instance Tracker + w/ Mutual Check	65.6 / 60.0 / 69.7	55.0 / 39.2 / 66.6	51.5 / 32.7 / 65.1	49.4 / 28.9 / 64.3	55.37 / 40.18 / 66.42	5.0
Instance Tracker + w/ Temporal	65.3 / 59.3 / 69.7	55.2 / 39.6 / 66.6	51.6 / 33.0 / 65.1	49.4 / 29.0 / 64.3	55.38 / 40.21 / 66.42	4.9
Instance Tracker + w/ Mutual + Temporal	65.3 / 59.4 / 69.7	55.2 / 39.5 / 66.6	51.7 / 33.2 / 65.1	49.6 / 29.3 / 64.3	55.44 / 40.35 / 66.42	4.8
Pixel Tracker	65.6 / 60.0 / 69.7	58.8 / 48.0 / 66.6	55.4 / 42.1 / 65.1	53.2 / 38.0 / 64.3	58.24 / 47.0 / 66.42	3.8
Pixel Tracker + w/ Temporal	65.6 / 60.0 / 69.7	58.9 / 48.3 / 66.6	55.5 / 42.4 / 65.1	53.3 / 38.2 / 64.3	58.34 / 47.1 / 66.42	3.6
HybridTracker (Instance + Pixel)	65.6 / 60.0 / 69.7	58.9 / 48.3 / 66.6	55.6 / 42.5 / 65.1	53.4 / 38.5 / 64.3	58.37 / 47.3 / 66.4	3.6
HybridTracker + w/ Temporal	65.6 / 60.0 / 69.7	59.0 / 48.5 / 66.6	55.7 / 42.8 / 65.1	53.6 / 38.9 / 64.3	58.47 / 47.5 / 66.4	3.3
VPSNet-FuseTrack + Pixel	65.0 / 58.9 / 69.4	57.7 / 45.4 / 66.7	54.7 / 39.9 / 65.6	53.1 / 36.5 / 65.3	57.6515 / 45.1600 / 66.7363	1.1
VPSNet-FuseTrack + Pixel + w/ Temporal	65.0 / 58.9 / 69.4	57.7 / 45.4 / 66.7	54.8 / 39.9 / 65.6	53.1 / 36.5 / 65.3	57.6524 / 45.1619 / 66.7463	0.9

Table 4. **Ablaton Study of Temporal Consistency Constraints on Cityscapes-VPS validation set with our Method Variants.** Each cell contains VPQ / VPQTh / VPQSt scores. The best results are highlighted in boldface. Note that the configuration of our method is consistent with VPSNet-Track. All trackers with temporal consistency constraints have improved performance. The combination between VPSNet-FuseTrack and our pixel tracker with temporal consistency constraint outperforms VPSNet-FuseTrack. Our HybridTracker with temporal consistency constraint achieves the best VPQ scores.

Methods on VIPER	Temporal window size				VPQ	FPS
	k = 0	k = 5	k = 10	k = 15		
VPSNet-Track	48.1 / 38.0 / 57.1	49.3 / 45.6 / 53.7	45.9 / 37.9 / 52.7	43.2 / 33.6 / 51.6	46.6 / 38.8 / 53.8	5.1
VPSNet-FuseTrack	49.8 / 40.3 / 57.7	51.6 / 49.0 / 53.8	47.2 / 40.4 / 52.8	45.1 / 36.5 / 52.3	48.4 / 41.6 / 53.2	1.6
SiamTrack	51.1 / 42.3 / 58.5	53.4 / 51.9 / 54.6	49.2 / 44.1 / 53.5	47.2 / 40.3 / 52.9	50.2 / 44.7 / 55.0	5.1
Instance Tracker	55.1 / 51.2 / 58.0	45.7 / 30.4 / 57.5	43.8 / 26.2 / 57.3	41.5 / 21.5 / 57.0	46.53 / 32.33 / 57.45	5.7
Instance Tracker w/ Temporal	54.4 / 49.7 / 58.0	46.1 / 31.3 / 57.5	44.4 / 27.6 / 57.3	42.3 / 23.2 / 57.0	46.79 / 32.95 / 57.45	5.5
Pixel Tracker	55.1 / 51.2 / 58.0	52.2 / 45.4 / 57.5	50.9 / 42.4 / 57.3	49.5 / 39.9 / 57.0	51.92 / 44.73 / 57.45	3.8
Pixel Tracker w/ Temporal	55.0 / 51.2 / 58.0	52.5 / 46.0 / 57.5	51.3 / 43.4 / 57.3	50.2 / 41.3 / 57.0	52.24 / 45.48 / 57.45	3.7
Hybrid Tracker	55.0 / 51.2 / 58.0	52.4 / 45.7 / 57.5	51.0 / 42.8 / 57.3	49.8 / 40.4 / 57.0	52.06 / 45.05 / 57.45	3.6
Hybrid Track w/ Temporal	55.0 / 51.2 / 58.0	52.6 / 46.2 / 57.5	51.5 / 43.9 / 57.3	50.4 / 41.9 / 57.0	52.39 / 45.80 / 57.45	3.5

Table 5. **Ablaton Study of Temporal Consistency Constraints on VIPER dataset with our Method variants.** Each cell contains VPQ / VPQTh / VPQSt scores. The best results are highlighted in boldface. Note that the configuration of our method is consistent with VPSNet-Track. All trackers with temporal consistency constraints have improved performance. Our HybridTracker with temporal consistency constraint achieves the best VPQ scores.

Methods on Cityscapes-VPS val.	Temporal Thresholds θ				
	$\theta = 0.001$	$\theta = 0.005$	$\theta = 0.01$	$\theta = 0.015$	$\theta = 0.02$
Instance Tracker	55.435/40.331/66.420	55.445 /40.355/66.420	55.444/40.353/66.420	55.441/40.344/66.420	55.440/40.342/66.420
Pixel Tracker	57.467/45.157/66.420	57.467/45.157/66.420	57.468 /45.160/66.420	57.468/45.160/66.420	57.468/45.160/66.420
HybridTracker	57.564/45.387/66.420	57.565/45.389/66.420	57.568 /45.398/66.420	57.568/45.398/66.420	57.568/45.398/66.420

Table 6. **Ablation Study of the Different Trackers under Different Temporal Thresholds on Cityscapes-VPS Validation Dataset.** Each cell contains VPQ / VPQTh / VPQSt scores. The best results are highlighted in boldface. The change of the thresholds of temporal is not sensitive to VPQs.

version	PQ	PQ Th	PQ St
raft-chairs	57.01	44.08	66.42
raft-kitti	56.97	43.98	66.42
raft-sintel	57.39	44.97	66.42
raft-smallll	57.09	44.26	66.42
raft-things	57.35	44.87	66.42

Table 7. **Ablation Study of Different Version of RAFT, which Affects Pixel Tracker on Cityscapes-VPS Validation Dataset.** The best results are highlighted in boldface.

from VPSNet-FuseTrack [1] with our Pixel Tracker on the Cityscapes-VPS validation dataset to achieve better VPQ scores. Our HybridTracker with temporal consistency con-

straint achieves the best performance on Cityscapes-VPS validation datasets, shown in Table 4.

B.4. Analysis on Temporal Thresholds.

We propose mutual check and temporal consistency constraints in inference to effectively address complex challenges, such as occlusion and strong contour deformations. We randomly select 3 images to form the image set, respectively: frame $t - \delta$, frame t , and frame $t + \delta$. In order to strengthen the matching relationship between adjacent frames and reduce false matches across frames, the temporal consistency constraint requires that: only when the similarity values of frame $t - \delta$ and frame $t + \alpha$ are greater



(a) Instance Tracker.



(b) Pixel Tracker.



(c) HybridTracker

Figure 10. **Ablation Study of Different Trackers on Cityscapes-VPS Validation Dataset.** The same colour of instance masks means the same instance-id. The green dashed boxes indicate the instances are correctly matched, while the red dashed boxes indicate false matches. Instance Tracker can handle large objects with more minor contour deformations (②) but struggle to handle small objects. In contrast, the pixel tracker can handle small objects with limited motions (①). HybridTracker can robustly settle these two cases (① and ②).



(a) HybridTracker.

(b) HybridTracker + w/ Temporal.

Figure 11. **HybridTrack w/o vs w/ Temporal Consistency Constraint on Cityscapes-VPS.** The car in the second image cannot be segmented due to occlusion, resulting in a new id, while the temporal consistency constraint can circumvent this problem (③).

than a certain threshold, a cross-frame matching relationship will be established, assigning the ID of instance i in frame $t - \delta$ to the ID of instance j in frame $t + \alpha$. We set the thresholds to 0.001, 0.005, 0.01, 0.015 and 0.02. As

shown in Table 6, the temporal consistency thresholds do not have a great impact on VPQ results.




Figure 12. **Illustration of Our Different Trackers on VIPER Dataset.** Instance Tracker can handle large objects (with minor contour deformation but struggle to handle small objects (②). In contrast, Pixel Tracker can handle small objects with limited motion, rather than irregular motion (①). HybridTracker is expert in settling small objects with large motion (① and ②). The temporal consistency constraints help track small and large objects with occlusion and inter-frame jump due to deformation (③).