

Towards Effective Resource Procurement in MEC: a Resource Re-selling Framework

Marie Siew, Kun Guo, *Member, IEEE*, Desmond Cai, Wanli Wen, *Member, IEEE*, Carlee Joe-Wong, Tony Q.S. Quek, *Fellow, IEEE*

Abstract—On-demand and resource reservation pricing models have been widely used in cloud computing, catering to different user requirements. Nevertheless, in Multi-Access Edge Computing (MEC), as the edge has limited resources compared to the cloud, on-demand users may not get their jobs served on time, or at all, if too many resources were reserved by reservation plan users. Concurrently, reservation plan users may possess excess un-utilized quota. To optimize this resource mismatch scenario, we propose a Sharing Quota Model (SQM) where reservation plan users can re-sell unused resource quota to on-demand users, with the mobile network operator (MNO) taking a commission. To analyze the user's aggregate behavior at equilibrium and investigate the MNO's incentive of allowing re-selling, we formulate a 3-stage non-cooperative Stackelberg Game. Solving this game, we characterize the optimal strategies of buyers and re-sellers. We show that on aggregate, users' optimal strategies give rise to 4 disjoint regions, dependent on the MNO's prices and supply levels. Based on this, we characterise the MNO's optimal prices for on-demand users. Numerical results show that having both the sharing and on-demand pool gives the MNO an optimal revenue when the on-demand pool's supply is low, and when the MNO's commission is low.

Index Terms—Edge computing, Network economics, Sharing Platforms, Game Theory

1 INTRODUCTION

The future Internet-of-things (IoT) in smart cities has an array of exciting applications like augmented and virtual reality, human computer interaction and real-time environmental monitoring. As end-devices have limited processing power, Multi-access Edge Computing (MEC) has been introduced to imbue the network edge with cloud computing capabilities. In MEC, the network edge (e.g. base station or wifi access point) is equipped with an edge server, which users can offload their computing-intensive tasks to [1], [2]. This helps users meet the stringent latency requirements of MEC tasks like augmented reality, intelligent video acceleration and connected vehicle decision making, as the tasks do not need to travel through the core network to faraway cloud data centers, avoiding the wide-area-network (WAN) delay of cloud computing [3].

As computing resources are limited at the edge, researchers have been actively investigating the computation offloading problem, optimizing the allocation of MEC re-

sources to different users. [1], [4]–[7]. Besides dealing with the technical challenges of computation offloading, along the road towards implementation of MEC, resource pricing and procurement solutions to optimize revenue [8]–[14] can serve as complementary mechanisms to control user demands for MEC resources and ensure good quality-of-service despite limited available resources. In cloud computing platforms (e.g. AWS and Azure), the commonly used pricing and procurement models are the *On-Demand pricing* model (OPM) and the *Resource Reservation* model (RRM). [15]–[17], as they each cater to the different needs of different types of users. Specifically, in the *On-Demand pricing* model, users pay to use computing resources, as and when they need it, and they are not required to make any long term commitment [18]. The *On-Demand* model has also been used in edge computing (e.g., in AWS Local Zones [19] and Juniper [20]). In MEC, it would be suitable for individual mobile users using, for example, virtual reality or mobile gaming applications in a one-off manner; for firms when they have special one-off events in which they put up augmented reality displays or machine learning platforms; or even content providers in regions where they have fewer users and thus more variable demands. In contrast, for the *Resource reservation* model, users reserve computing resource instances in advance, across multiple timeslots, (e.g. for a year), for a discounted price [21]. This model also has been used in edge computing (e.g., AWS Local Zones [19]) and caters to users (e.g., corporations) who use computing resources in bulk, at periodic and pre-determined timings, and more frequently in general. In MEC, these may include firms behind public augmented reality setups, with a constant need of computing capabilities, or IoT vendors with periodic sensing and data analytical requirements for their IoT networks.

- Marie Siew and Carlee Joe-Wong are with the Electrical and Computer Engineering Department, Carnegie Mellon University, Pittsburgh, PA 15213.
E-mails: msiew@andrew.cmu.edu, cjoewong@andrew.cmu.edu
- Kun Guo is with the School of Communications and Electronics Engineering, East China Normal University, Shanghai 200241, China.
Email: kguo@cee.ecnu.edu.cn
- Desmond Cai is with the Institute of High Performance Computing (A*Star), 1 Fusionopolis Way, Singapore 138632.
E-mail: desmond.cai@gmail.com
- Wanli Wen is with the School of Microelectronics and Communication Engineering, Chongqing University, Chongqing 400044, China.
E-mail: wanli_wen@cqu.edu.cn
- Tony Q.S. Quek is with the Information Systems Technology and Design Pillar, Singapore University of Technology and Design, Singapore 487372.
E-mail: tonyquek@sutd.edu.sg

Will such plans be able to optimize both revenue and computing resource allocation in MEC? While edge computing is advantageous latency-wise over clouds through the proximity to end users, unlike centralised clouds where data centers have near-limitless compute resources on demand due to there being thousands of servers [22], MEC involves small-scale data centers placed at the network edge [1], [2]. The server capacity at edge nodes will be limited due to physical constraints [7], and the servers have a lower task processing rate (in CPU cycles per second) as compared to the more powerful servers at the cloud [23]. Therefore, the difficulty which arises from jointly using the *On-Demand pricing* and *Resource Reservation pricing* models in MEC is that after the resources are reserved in advance by the *Resource Reservation* users, there might be fewer resources available for users who buy resources on-demand, as and when they need it. Consequently, the on-demand users may have to wait a longer time for their jobs to be serviced, which may jeopardize the utility of MEC since edge computing jobs tend to be more latency - sensitive than jobs in cloud computing [1], [3], resulting in a lower quality of service (QoS) experienced by users and user demand not being met. Cloud providers complement the on-demand and resource reservation models and monetize excess demand through the use of spot instances, leasing the unused capacity at data centers to users at a discounted price [24]. However, we are unable to consider spot pricing in edge computing because unlike the cloud, there is a lack of spare capacity at the edge. In MEC, the main challenge is not monetizing spare capacity but rather ensuring sufficient capacity for on-demand users. Simply raising the price of resource reservations, and thus reducing the amount of reserved resources, may not suffice as users with long-term usage needs may continue to prefer fixed upfront expenses compared to on-demand expenses that may fluctuate and may be hard to predict.

In light of this, to optimize computing resource allocation in MEC, we consider a mobile network operator (MNO) that owns multiple edge servers. We propose and investigate the possibility of the MNO creating a *sharing platform*, titled the *Sharing Quota Model* (SQM), inspired by the ones in the mobile data trading market [25], [26]. In this novel framework, reservation plan users can re-sell their excess reserved quota via the platform to on-demand users, while the MNO collects a commission from transactions. This sharing platform has the potential for a win-win-win situation. Specifically, the on-demand users will be able to attain a higher QoS (lower delay) and a higher probability of getting their jobs served, the reservation plan users will obtain extra income by re-selling their unused resource quota, and the MNO collects a commission from the transaction. Furthermore, the higher QoS and lower delay experience of on-demand users would benefit the MNO in the long run due to higher customer satisfaction. To best integrate the sharing platform with the on-demand pricing and resource reservation models, the following research questions arise:

a) *How would on-demand users respond to the sharing platform? Would they still buy from the on-demand platform? What would the equilibrium behavior of users at the aggregate level look like?*

b) *Given the users' decisions, what is the impact on the MNO's revenue? Does the MNO have an incentive to create this resource*

sharing platform? How should it set prices such that revenue is optimized, whilst minimizing the unmet demand of the on-demand users?

To answer the above questions and investigate the feasibility of the sharing platform in MEC computing resource allocation, we formulate a 3-stage non-cooperative Stackelberg Game amongst the MNO, re-sellers (reservation plan users) and buyers (on-demand users). This game characterises the decision making and conflicting incentives of the three parties, with the MNO aiming to optimize its revenue, the on-demand users aiming to maximize their welfare whilst (hopefully) getting their computing jobs served, and the reservation users aiming to maximize the welfare they attain from re-selling their reserved quota. At the first stage of the Stackelberg Game, the MNO selects prices for the quota in both the sharing platform (pool of re-sold quota from reservation plan users) and the original on-demand pool, to optimize its Revenue Maximization Problem (RMP). Next, re-sellers (reservation plan users), decide whether or not to re-sell their reserved resources. This determines the supply of computing resource quota at the sharing pool. Finally, viewing the prices and relative supply, buyers (on-demand users) decide whether or not to purchase resource quota, and from which pool (sharing pool vs on-demand pool) they would like to. Our contributions are summarized as follows:

- We explore optimizing resource procurement schemes in MEC. With a direct application of on-demand and resource reservation pricing plans, on-demand users face potentially limited resource availability at the edge, while resource reservation plan users might have reserved excess unused resource quota. Therefore we propose a novel model integrating a sharing platform for the re-selling of unused resource quota.
- To quantify how the MNO, buyers and re-sellers interact in this scheme, as well as optimize the MNO's prices for revenue maximization, we formulate a 3-stage Stackelberg Game. In this sequential game, the MNO selects prices to optimize its revenue. Following which, the re-sellers choose whether or not to sell, and the buyers choose which pool (or not) to buy from. We study two platform design options - automated re-selling of unused quota, and manual decision making for re-sellers. While the former may be less practical, it nevertheless gives us good insight into the aggregate behavior of buyers in light of the MNO's prices, by isolating the MNO-buyer interaction.
- Using backward induction on the Stackelberg Game, we characterise the buyer's optimal strategies for the above two design options (Proposition 1), and show that depending on the prices and relative supply of the sharing and on-demand pools, there would be 4 distinct regions (Proposition 2: both on-demand and sharing pools coexisting, only on-demand, only sharing, and none at all) at equilibrium. In light of the 4 regions, we optimize the MNO's revenue, and provide insights on the optimal price (Theorems 1 and 2, Corollary 1).

- Finally, we provide numerical results, which show how the system behaves at the optimal point. Our simulation results show that having both the sharing and on-demand pool gives the MNO an optimal revenue when q_o , the on-demand pool's supply is low, and when δ , the platform's commission is low.

The rest of this paper is organized as follows. In Section 2, we introduce the related works. In Section 3, we describe the system model. Following which, we formulate the Stackelberg Game in Section 4. In Section 5, we present the game analysis and insights. Finally, we present numerical results in Section 6, discuss future areas of investigation in Section 7 and conclude this paper in Section 8.

2 RELATED WORKS

Researchers have been actively investigating optimizing the allocation of MEC resources across users and tasks, while balancing the user's delay requirements with minimizing the energy consumption, under various scenarios [4]–[7]. Another line of work is collaborative edge computing to maintain the quality of service for users in light of user mobility. This involves strategies like VM or service migration across base stations [14], [27]–[29] and user association optimization [30].

Besides, towards the implementation of MEC systems there is a need to investigate optimizing revenue while maintaining the quality of service for users (delay, job service rate, etc) [8]–[13]. For example, [8] used the Fisher market model to model the MEC market, where services are buyers. [9] jointly optimized over the resource prices and the devices' budget allocation strategies to maximize system utility. [10] modelled a dynamic game characterising the interaction between the edge resource owners, infrastructure providers, and service users. While our model follows the user payoff model of [10], nevertheless we are modelling a distinct scenario, involving a novel hybrid sharing, on-demand and resource reservation framework. Thus, unlike [10] we must further account for re-seller incentives, leading to distinct results. To the best of our knowledge, there has not been work on improving the integration of the on-demand and the resource reservation pricing models in MEC.

Maximizing revenue in cloud computing by improving on the on-demand and reserved instance models was studied in [17], [31]–[33]. These works focused on spot instances, which use the spare capacity at data centers, purchased at discounted prices [24]. For example, [17] proposed a truthful auction for spot instances, to prevent dishonest users. [31] proposed a dynamic pricing policy for spot instance prices using a finite horizon stochastic program to balance future and present pricing. [32] formulated a capacity segmentation revenue maximization problem, splitting the resources amongst on-demand, reserved instances and spot pricing models. The above works focused on spot instances and unutilized capacity at data centers. Unlike in cloud computing, the edge server has limited resources for the spot instance model to be used, and therefore we propose a platform for the re-selling of reservation plan users' unused quota to optimize revenue and resource utilization.

The mobile data market has seen the existence of platforms (e.g. China Mobile Hong Kong's 2nd exChange Market) which provide a secondary data market, allowing users to buy and sell data from each other [25], [26]. These works [25], [26], [34] perform a game theoretic analysis to characterise the equilibrium and optimal decisions under various scenarios, as well as propose alternative platform designs [35]. Nevertheless, they study a scenario distinct from the edge computing market - here all the users buy resources under the same scheme (monthly data plans with usage quotas), unlike in the computing resource market where there is the availability of the on-demand and resource reservation models which lease resources at different timescales.

3 THE RESOURCE PROCUREMENT MODEL

We consider an edge MNO that provides edge computing service to N users. The MNO has 2 resource procurement schemes for users to choose from, namely the *Resource Reservation Model* (RRM) and *On-Demand Pricing Model* (OPM). inspired by cloud pricing schemes [15]–[17], and used in current edge pricing schemes [19], [20]. Under OPM, the users purchase credits to offload their jobs at the edge servers "on the go", as and when they need it. They pay p_o per unit of resource consumed (CPU cycles), to the MNO. Customers of on-demand pricing could include individual mobile users, e.g. users of applications like AR/VR or mobile gaming, or firms who are using AR or machine learning applications for one-off special events or displays. These users' demand for computing is sporadic, not following a consistent usage pattern across timeslots.

The RRM is catered to customers who have consistent computing requirements across different timeslots. The RRM allows them to reserve (i.e. commit to) computing resource in advance across multiple timeslots, e.g. for a year, at a discounted price per timeslot of p_r . Customers of the reservation plans include users who use computing resources in bulk, at periodic timings, and more frequently in general. For example, these may include IoT vendors with constant sensing and data analysis requirements for their large IoT network, autonomous driving firms, entities behind long-term public augmented reality setups.

We assume that the user has chosen between the resource procurement schemes OPM and RRM based on its application's usage requirements: sporadic, one-off vs consistent, frequent and long-term. The details of the user usage model will be in covered the following subsections. The computing resources at the edge server are first provisioned to the reserved users, with the remaining resources forming the on-demand pool.

Nevertheless, unlike cloud resource allocation where data centers have huge amount of computing resources, the server capacity at edge nodes is limited [1], [2], and the data processing rate is less powerful [23]. Hence, after resources are reserved in advance by RRM users, there might be less resources left for on-demand users. At the same time, RRM users may find that for specific timeslots, they have excess computing resource quota (for CPU cycles) which they do not require. In this work we propose and explore the impact of adding a resource sharing scheme,

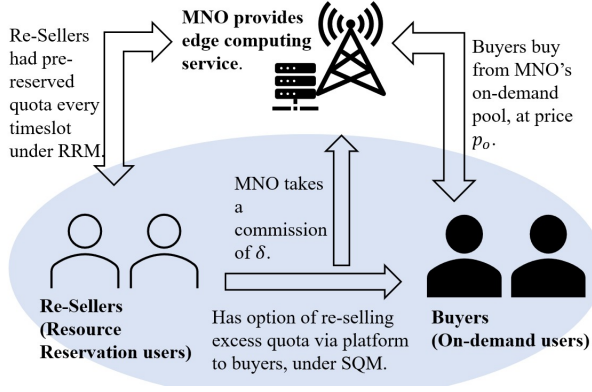


Fig. 1. The integration of the resource-quota sharing platform with the On-Demand and Resource Reservation models.

the *Sharing Quota Model* (SQM). In this integrated scheme (see Figure 1), RRM users act as *re-sellers*, selling their excess unused resource quota at a price of p_r per unit of resource to on-demand users (*buyers*). The resold resources form the sharing pool and increase the total supply available to on-demand users (*buyers*). The MNO acts as a middleman and takes a commission of δ from the transaction. We investigate the impact that adding SQM has on the profits of the MNO, and hence whether this scheme is feasible.

Re-sellers: The *re-sellers* are users who have previously reserved resources from RRM, and who have excess resources available for sale. Under the proposed sharing scheme SQM, they have 2 choices $s = \{sell, no\}$ in each timeslot. They can choose whether to sell their excess computing resource quota via the MNO's platform to on-demand users (*buyers*), or not. Without loss of generality, we consider the payoff per unit resource quota for seller i , which is expressed as:

$$\pi_i^s(g_i) = \begin{cases} (1 - \delta)p_r - g_i, & \text{if } s = \text{sell} \\ 0, & \text{if } s = \text{no}. \end{cases} \quad (1)$$

Recall that p_r is the per unit price set by the MNO for the transaction, and define δ as the commission level which the MNO takes from the transaction. We let g_i represent the inconvenience cost of selling for seller i (factoring in uncertainty of usage, and the inconvenience of checking the app to decide to share). In this paper, we consider per unit resources in the payoff functions of both buyers and re-sellers. Buyers and re-sellers with multiple units can be considered as multiple buyers or re-sellers. Note that if we had considered users buying/re-selling distinct quantities of resources, with the resource usage level of users following $U[0, 1]$, the impact would be that the supply and revenue functions are multiplied by a constant factor.

The inconvenience cost depends on the extent to which each re-seller is willing and able to expend time, energy and resources to periodically check the app, factor in the uncertainty of personal usage, and decide whether or not to sell the excess resource quota. This differs across different vendors and owners, and differs across applications. g_i is a random variable which follows the uniform $U[0, 1]$ distribution, as it captures the varying levels of personal costs across the users. While the distribution has an impact

on the way revenue is computed, we perform simulations using both uniform and beta (which has a gaussian-like structure) distributions in Section 6, showing similar results across distributions.

As we can see from Eq. (1), a seller's decision will be impacted by the price p_r , the commission level δ , and the inconvenience cost g_i . Seller i will share/sell when its profit $(1 - \delta)p_r$ is greater than its cost g_i . To obtain the total proportion of re-sellers willing to sell/share, we integrate over the users whose inconvenience cost g_i is less than or equals to $(1 - \delta)p_r$. As g_i follows the uniform $U[0, 1]$ distribution, the proportion of re-sellers willing to share/sell will be:

$$\begin{aligned} prop &= \int_0^{(1-\delta)p_r} dg_i \\ &= (1 - \delta)p_r. \end{aligned} \quad (2)$$

The *quality* of the sharing pool, q_s , indicates the total supply of resource quota available for buyers, and therefore is dependent on the proportion of re-sellers who are willing to share their unused quota, $(1 - \delta)p_r$. The quality (i.e. supply) has an impact on the utility the buyer receives from the sharing pool because the higher the quality (i.e. supply) of the pool, the higher the likelihood the buyer is able to get quota for job computation from the pool. It can be expressed as¹:

$$q_s(p_r) = f((1 - \delta)p_r), \quad (3)$$

with $q_s(p_r)$ being a strictly increasing, twice differentiable and concave function.

Buyers: The *buyers* are on-demand users who purchase quota to offload their jobs at the edge servers on the go, i.e. not in advance. As mentioned above, users, device owners and vendors in MEC have various applications such as AR/VR, mobile gaming, human computer interaction, IoT smart city sensors, intelligent vehicles. These buyers send their computing jobs to the edge server, with different willingness to pay (represented by u_i for user i). The willingness to pay is the buyer's utility of job computation at the edge server. For example, some jobs are more urgent and considered more of a necessity than others (e.g. public AR/VR displays, autonomous vehicle computation), and therefore the buyers will still be willing to pay despite the price p_r increasing. On the other hand, some jobs are considered less urgent, or are not viewed as necessities from the buyer's perspective, resulting in a lower willingness to pay: given a high price of resource quota p_r , the buyer is more likely to choose not to purchase the edge computing service. We let u_i follow the uniform $U[0, 1]$ distribution, to represent how the willingness to pay differs across users. Note that the distribution does not have an impact on the payoff maximizing strategies of the buyers, or the equilibrium outcome of user decisions in light of fixed prices. While it has an impact on the way revenue (Eq. (6)) is computed, we perform simulations using both uniform and beta distributions in Section 6 which show similar results across distributions.

1. Function $q_s(p_r)$ may have various forms in realistic MEC systems, but our analysis permits any functional form. We will discuss a concrete form for numerical results in Section 6.

TABLE 1
Summary of key Notations

Notation	Definition
u_i	Willingness to pay of buyer i .
g_i	The inconvenience cost of re-seller i .
δ	The MNO's commission percentage.
p_r	Price per-unit of re-sold quota at the sharing platform.
p_o	Price per-unit resource at the on-demand pool.
q_o	Supply, and hence quality at the on-demand pool.
$q_s(p_r)$	Supply and hence quality at the sharing platform.
$\pi_i^s(g_i)$	Payoff of re-seller i .
$\pi_i^b(u_i)$	Payoff of buyer i .
$R(p_r, p_o)$	Revenue of the MNO.

Under **SQM**, these on-demand users now have 3 options $b \in \{\text{on-demand pool, sharing pool, none}\}$.² Note that, $b = \text{none}$ means not buying from both the on-demand pool and sharing pool. Therefore the payoff of buyer i is:

$$\pi_i^b(u_i) = \begin{cases} u_i q_o - p_o, & \text{if } b = \text{on-demand pool} \\ u_i q_s(p_r) - p_r, & \text{if } b = \text{sharing pool} \\ 0, & \text{if } b = \text{not buying,} \end{cases} \quad (4)$$

where u_i is buyer i 's willingness to pay for a unit resource quota, as described earlier and used in [10]. The payoff when users choose the on-demand and sharing pool respectively is their willingness to pay (satisfaction) u_i multiplied by the quality/supply of the pool (q_o or q_s) minus the payment (p_o or p_r). The quality/supply (q_o or q_s) indicates the relative supply of resources available at the on-demand and sharing pool respectively. The quality at the on-demand pool, q_o , is the amount of supply of computing resources (in CPU cycles) at the on-demand pool, after the resource reservation users have reserved their portion.³ As mentioned earlier, the quality at the sharing pool, $q_s(p_r)$, is a function of the proportion of re-sellers who are willing to re-sell. The higher the quality (supply) at each pool, the higher the likelihood the buyer is able to get its request served at that pool, and therefore the buyer's payoff $\pi_i^b(u_i)$ is an increasing function of the quality $q_s(p_r)$ or q_o . As different buyers have different willingness to pay u_i , different buyers will make different choices, based on which choice maximizes their individual payoff. Our model is not meant to perfectly capture each individual user's actions, but rather give an approximation of these actions which is accurate on an aggregate level across all users, hence allowing us to model the equilibrium behavior and the optimal decisions for the MNO to make. We summarize the key notations used throughout this paper in Table 1.

4 PROBLEM FORMULATION

The MNO's objective is to optimize its revenue, when integrating the sharing scheme **SQM** with the existing pricing models. Its Revenue Maximization Problem (**RMP**) is:

$$\text{RMP : } \max_{p_o, p_r} R(p_r, p_o) \quad (5)$$

2. For simplification, we use $b = o$, $b = s$, and $b = n$ to represent $b = \text{on-demand pool}$, $b = \text{sharing pool}$, and $b = \text{none}$, respectively.

3. Note that in traditional centralised cloud computing, the supply at data centers (i.e. the q_o equivalent) would be much larger in magnitude.

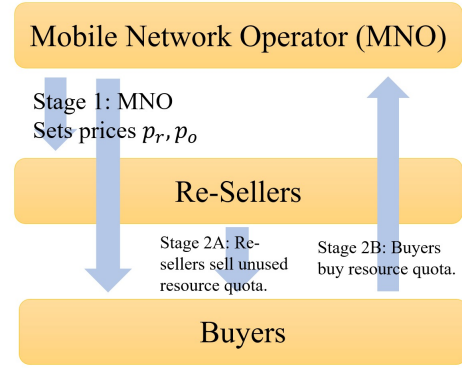


Fig. 2. Game formulation: Non-cooperative game between the MNO, re-sellers and buyers.

where

$$R(p_r, p_o) = N \int_0^1 p_o \mathbb{1}_{\{\pi_i^{b=o}(u_i) > \max(\pi_i^{b=s}(u_i), 0)\}} du_i + N \int_0^1 p_r \delta \mathbb{1}_{\{\pi_i^{b=s}(u_i) > \max(\pi_i^{b=o}(u_i), 0)\}} du_i. \quad (6)$$

In Eq. (6), N is the number of users, and p_o and p_r are the price per unit resource at the on-demand pool and the sharing pool, respectively. Hence, the first term on the right hand side is the MNO's revenue attained from the on-demand pool, where $\mathbb{1}_{\{\pi_i^{b=o}(u_i) > \max(\pi_i^{b=s}(u_i), 0)\}}$ is the indicator function indicating if buyer i gains a higher payoff from choosing the on-demand pool, over the sharing pool and not buying at all. The second term is the MNO's revenue from the sharing pool, where $\mathbb{1}_{\{\pi_i^{b=s}(u_i) > \max(\pi_i^{b=o}(u_i), 0)\}}$ is the indicator function indicating if buyer i gains a higher payoff from choosing the sharing pool, over the on-demand pool and not buying at all.

To analyse the strategic behaviours and the dynamic interaction amongst the three parties and to obtain equilibrium insights, we formulate a non-cooperative Stackelberg Game [36] (Fig. 2). In Stage 1, the MNO (the leader) sets the on-demand and sharing pool prices p_o and p_r , to maximize its revenue $R(p_r, p_o)$, as in Eq. (7). In Stage 2A, given p_r and δ , the re-sellers (followers) individually decide s , whether they would like to share or not. A re-seller's decision depends on which choice maximizes their individual payoff π_i^s , following Eq. (8). The collective decision of all re-sellers would result in a supply/quality of $q_s(p_r)$ for the sharing pool, which would influence the decisions of the buyers in Stage 2B. In Stage 2B, given the prices p_r and p_o , and the supply/qualities $q_s(p_r)$ and q_o , the buyers (followers) individually decide b , which pool they would buy from. A buyer's decision depends on which choice maximizes their individual payoff π_i^b , as presented in Eq. (9). The decisions of the followers (the re-sellers and buyers) would in turn affect the revenue of the leader MNO.

$$\text{Stage 1 : MNO (leader): } (p_r^*, p_o^*) = \arg\max_{p_r, p_o} R(p_r, p_o) \quad (7)$$

$$\text{Stage 2A : Re-sellers: } s^* = \arg\max_{s \in \{s, n\}} \pi_i^s(g_i) \quad (8)$$

$$\text{Stage 2B : Buyers : } b^* = \arg\max_{b \in \{o, s, n\}} \pi_i^b(u_i) \quad (9)$$

5 GAME ANALYSIS

In this section, we solve the Stackleberg Game (Eqs. (7), (8) and (9)), and present insights and analysis on the equilibrium outcome. We analyze two distinct platform designs which the MNO could implement for the re-selling portion of the sharing platform. Firstly, in Section 5.1, we explore the option where the MNO implements automatic re-selling of unused resource quota on the part of users. While this may not be as feasible in practice given that the MNO may not know which re-sellers have excess quota, nevertheless, this portion of the study gives insights on buyer decisions and the aggregate outcome at equilibrium in light of MNO prices, by isolating the MNO-buyer interaction. In Section 5.2 we explore the option where the MNO implements manual decision making for re-sellers: re-sellers weigh their personal inconvenience cost g_i when deciding whether or not to re-sell quota in the sharing pool, according to Eq. (1).

5.1 Case 1: Automatic Re-Selling of Unused Quota

In this subsection we analyze the scenario where the MNO implements automatic re-selling of unused resource quota on the part of re-sellers.

As there is no decision making on the part of re-sellers, we have $q_s(p_r)$ as a constant q_s . The resulting game between the MNO and the buyers is:

$$\text{Stage 1 : MNO decides } (p_r^*, p_o^*) = \underset{p_r, p_o}{\operatorname{argmax}} R(p_r, p_o) \quad (10)$$

$$\text{Stage 2 : Buyers decide } b^* = \underset{b \in \{o, s, n\}}{\operatorname{argmax}} \pi_i^b(u_i) \quad (11)$$

5.1.1 The buyer's optimal strategies

We solve this game by backward induction [36], solving Stage 2 first, and using the equilibrium outcome of Stage 2 to solve Stage 1 and obtain the MNO's optimal prices.

Buyers try to maximize their payoffs π_i^b by choosing whether they will buy computing resource quota from the on-demand pool, the sharing pool, or not buy at all, given the prices p_o, p_r , and the relative supply q_o and q_s . Proposition 1 shows which strategies buyer i will take, given its willingness to pay u_i .

Proposition 1. For given values of prices (p_o, p_r) and quality/supply (q_o, q_s) , the payoff maximizing strategy for buyer i will be:

a) if $q_s > q_o$,

$$b^* = \begin{cases} \text{sharing pool} & \text{if } u_i > \max(\frac{p_r - p_o}{q_s - q_o}, \frac{p_r}{q_s}) \\ \text{on-demand pool} & \text{if } \frac{p_o}{q_o} < u_i \leq \frac{p_o - p_r}{q_o - q_s} \\ \text{none} & \text{otherwise} \end{cases} \quad (12)$$

b) if $q_o > q_s$,

$$b^* = \begin{cases} \text{sharing pool} & \text{if } \frac{p_r}{q_s} < u_i \leq \frac{p_r - p_o}{q_s - q_o} \\ \text{on-demand pool} & \text{if } u_i > \max(\frac{p_o - p_r}{q_o - q_s}, \frac{p_o}{q_o}) \\ \text{none} & \text{otherwise} \end{cases} \quad (13)$$

c) if $q_o = q_s$,

$$b^* = \begin{cases} \text{sharing pool} & \text{if } p_o > p_r \text{ \& } u_i > \frac{p_r}{q_s} \\ \text{on-demand pool} & \text{if } p_r > p_o \text{ \& } u_i > \frac{p_o}{q_o} \\ \text{none} & \text{otherwise} \end{cases} \quad (14)$$

Proof: We compare $\pi_i^o(\mu_i)$, $\pi_i^s(\mu_i)$, and 0, and find the conditions under which each strategy maximizes buyer i 's payoff. When $\pi_i^o(\mu_i)$ is the largest, we have $b = \text{on-demand pool}$. When $\pi_i^s(\mu_i)$ is the largest, we have $b = \text{sharing pool}$. Otherwise, $b = \text{none}$. \square

Note that Prop. 1 is independent of the distribution of u_i , users' willingness to pay. Fig. 3 provides a geometric description of Proposition 1 (Prop. 1a in particular). For example, if $q_s > q_o$ (corresponding to Prop. 1a), and when u_i satisfies $\frac{p_o}{q_o} < u_i \leq \frac{p_r - p_o}{q_s - q_o}$, we can see from Fig. 3a that the buyer's payoff from the on-demand pool would be positive and higher than that from the sharing pool. Hence, the buyer with u_i satisfying $\frac{p_o}{q_o} < u_i \leq \frac{p_r - p_o}{q_s - q_o}$ would choose the on-demand pool. Proposition 1 shows that buyers with higher willingness to pay u_i will choose the option with higher quality/supply (q_o or q_s which is the gradient of all the payoff graphs in Fig. 3), as we can see in all three graphs. For an example, we look at the case where $q_s > q_o$ in Fig. 3. Users with higher u_i choose the sharing pool when $p_r - p_o \leq 0$ (Fig. 3c), and also when $0 \leq \frac{p_r - p_o}{q_s - q_o} \leq 1$ (Fig. 3a). Nevertheless, we see that when the price p_r for the sharing pool is too high such that $\frac{p_r - p_o}{q_s - q_o} > 1$ (Fig. 3b, where $\frac{p_r - p_o}{q_s - q_o}$ is the intersection of the two graphs), none of the users will choose the sharing pool even with $q_s > q_o$.

In the special case where $q_s = q_o$ (Proposition 1c), the qualities/supply of the two options are the same. Geometrically, this means that the gradients of the two payoffs will be the same. If the on-demand pool has a higher price ($p_o > p_r$), the buyers will choose the sharing pool, and vice versa. When the buyers's willingness to pay is low ($u_i < \min(\frac{p_r}{q_s}, \frac{p_o}{q_o})$), the buyer will choose neither.

5.1.2 The MNO's price selection strategy

Following the buyers' optimal selection strategies (Proposition 1), and integrating over the collective behavior of all of the buyers, there will be 4 regions at equilibrium, with boundary conditions as functions of q_o, q_s, p_o and p_r . These 4 regions correspond to the 4 scenarios of whether users will choose the sharing and/or on-demand option, or choose not to buy at all. In Proposition 2, we characterize these 4 regions.

Proposition 2. For given values of prices (p_r, p_o) and quality/supply (q_s, q_o) , the equilibrium will satisfy exactly one of the following 4 conditions:

$$R1 : \{(p_r, p_o) | p_r < \min(\frac{q_s}{q_o}, 1)p_o + (q_s - q_o)^+, p_r > \max(\frac{q_s}{q_o}, 1)p_o - (q_o - q_s)^+\} \quad (15)$$

$$R2 : \{(p_r, p_o) | p_o < q_o, p_r \geq \min(\frac{q_s}{q_o}, 1)p_o + (q_s - q_o)^+\} \quad (16)$$

$$R3 : \{(p_r, p_o) | p_r < q_s, p_r \leq \max(\frac{q_s}{q_o}, 1)p_o - (q_o - q_s)^+\} \quad (17)$$

$$R4 : \{(p_r, p_o) | p_r \geq q_s, p_o \geq q_o\}, \quad (18)$$

where $(a)^+ = a$ if $a \geq 0$, and 0 otherwise. In R1, buyers buy from both pools or neither, like in Fig. 3a. In R2, buyers buy from the on-demand pool or from neither, as in Fig. 3b. In R3, buyers buy from the sharing pool or from neither, as in Fig. 3c. In R4, buyers will buy from neither pool.

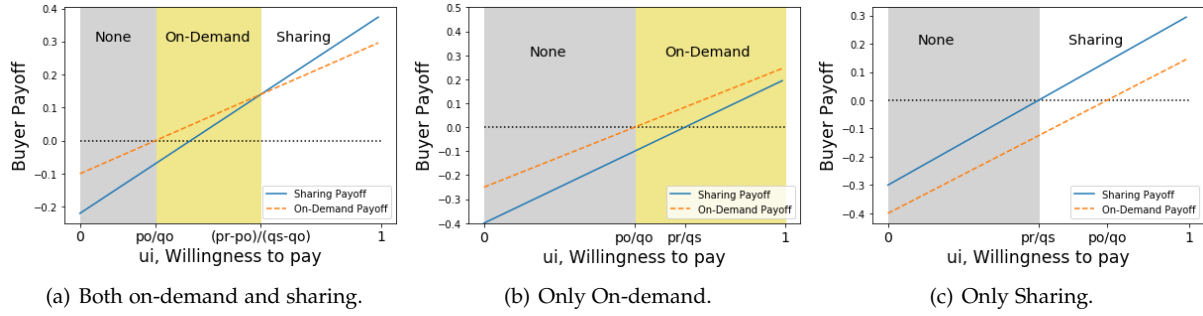


Fig. 3. Illustrations of buyers' payoff, and therefore the decision they make, at different willingness to pay, with $q_s > q_o$.

Proof: The boundary conditions of the four regions are deduced through Fig. 3. \square

Prop. 2 is independent of the distribution of u_i , users' willingness to pay. This proposition indicates how the relative magnitudes of the prices p_r , p_o , and supply q_s and q_o impact the equilibrium outcome. Specifically, when (p_r, p_o, q_s, q_o) satisfies the boundary conditions of one of the regions, the collective behavior of buyers (who behave according to Proposition 1), will result in the equilibrium outcome being in that region. For example, when the prices p_o and p_r satisfy the conditions $p_o < q_o$, $p_r \geq \min(\frac{q_s}{q_o}, 1)p_o + (q_s - q_o)^+$, it will not be incentive compatible for any buyers to choose the sharing pool (regardless of u_i), and the outcome is R2. The special case when $q_s = q_o$ in Proposition 1 also fits this 4 region framework. If $1 < \min(\frac{p_r}{q_s}, \frac{p_o}{q_o})$, the users will choose not to buy and the resulting scenario will be R4. In the alternative where $1 < \min(\frac{p_r}{q_s}, \frac{p_o}{q_o})$ does not hold, if the on-demand price is higher ($p_o > p_r$) the users will choose the sharing pool and we end up in R3, and vice versa for R2.

With the 4 disjoint regions involving different pools being purchased from (Proposition 2), the revenue function $R(p_o, p_r)$ can be simplified as follows:

$$R^{R1}(p_o, p_r) = \begin{cases} Np_o(\frac{p_r - p_o}{q_s - q_o} - \frac{p_o}{q_o}) + Np_r\delta(1 - \frac{p_r - p_o}{q_s - q_o}), & \text{if } q_s \geq q_o \\ Np_r\delta(\frac{p_o - p_r}{q_o - q_s} - \frac{p_r}{q_s}) + Np_o(1 - \frac{p_o - p_r}{q_o - q_s}), & \text{if } q_o > q_s \end{cases} \quad (19)$$

$$R^{R2}(p_o, p_r) = Np_o(1 - \frac{p_o}{q_o}) \quad (20)$$

$$R^{R3}(p_o, p_r) = Np_r\delta(1 - \frac{p_r}{q_s}) \quad (21)$$

$$R^{R4}(p_o, p_r) = 0 \quad (22)$$

In R1, buyers are willing to buy from both the on-demand and sharing pool. The two terms in the objective $R^{R1}(p_o, p_r)$ correspond to the revenue obtained from the two pools. In R1 with $q_s \geq q_o$, $(\frac{p_r - p_o}{q_s - q_o} - \frac{p_o}{q_o})$ and $1 - \frac{p_r - p_o}{q_s - q_o}$ are the proportion of the buyers who choose the on-demand and sharing pool respectively. In R4, buyers find it optimal to not purchase from either pool, and hence the MNO's revenue is 0.

Therefore, to optimize the revenue maximization problem, we will split the problem into four subproblems as follows:

$$\max_{p_o, p_r} R^{R1}(p_o, p_r) \text{ s.t. (15)} \quad (23)$$

$$\max_{p_o, p_r} R^{R2}(p_o, p_r) \text{ s.t. (16)} \quad (24)$$

$$\max_{p_o, p_r} R^{R3}(p_o, p_r) \text{ s.t. (17)} \quad (25)$$

$$\max_{p_o, p_r} R^{R4}(p_o, p_r) \text{ s.t. (18)} \quad (26)$$

For subproblem $R^{R1}(p_o, p_r)$, we further split it into 2 subproblems $R^{R1a}(p_o, p_r)$ and $R^{R1b}(p_o, p_r)$ corresponding to the 2 cases where $q_s \geq q_o$ and $q_o > q_s$. In the following, we give Theorem 1 to characterise the optimal prices p_o and p_r .

Theorem 1. When buyers make decisions according to Proposition 1, given a fixed (q_o, q_s) , and if the condition $(\delta + 1)^2 q_s < 4\delta q_o$ holds, the MNO's optimal prices will be as follows.

- To maximize $R^{R1a}(p_o, p_r)$ in R1, we have:
If Eq. (15) is satisfied

$$(p_{o,1a}^*, p_{r,1a}^*) = \left(\frac{\delta(1 + \delta)q_o(q_s - q_o)}{4q_s\delta - (1 + \delta)^2 q_o}, \frac{q_s - q_o}{2} + \frac{(1 + \delta)^2 q_o(q_s - q_o)}{2(4q_s\delta - (1 + \delta)^2 q_o)} \right),$$

Else,

$$(p_{o,1a}^*, p_{r,1a}^*) = \arg\max_{\{(q_o, q_s - q_o), (\frac{q_o}{2}, \frac{q_s}{2})\}} R^{R1a}(p_o, p_r).$$

- To maximize $R^{R1b}(p_o, p_r)$ in R1, we have:
If Eq. (15) is satisfied,

$$(p_{o,1b}^*, p_{r,1b}^*) = \left(\frac{2\delta q_o(q_o - q_s)}{4\delta q_o - (\delta + 1)^2 q_s}, \frac{q_s(\delta + 1)(q_o - q_s)}{4\delta q_o - (\delta + 1)^2 q_s} \right),$$

Else,

$$(p_{o,1b}^*, p_{r,1b}^*) = \arg\max_{\{(q_o - \frac{q_s}{2}, \frac{q_s}{2}), (\frac{q_o}{2}, \frac{q_s}{2})\}} R^{R1b}(p_o, p_r).$$

- To maximize $R^{R2}(p_o, p_r)$, we have $(p_{o,2}^*, p_{r,2}^*) = (\frac{q_o}{2}, a)$.
- To maximize $R^{R3}(p_o, p_r)$, we have $(p_{o,3}^*, p_{r,3}^*) = (b, \frac{q_s}{2})$.

Note that, in the latter two cases, a is any price p_r which satisfies the boundary conditions of R2 (Eq. (16)), and b is any price p_o which satisfies the boundary conditions of R3 (Eq. (17)).

Proof: See Appendix 1. \square

In Theorem 1, $(\delta + 1)^2 q_s < 4\delta q_o$ is the condition under which the Hessian of R^{R1b} 's objective has negative eigenvalues, and hence the condition under which subproblem R1b is convex. We use the KKT conditions to solve

the problem. For subproblem $R1a$, the gradients are 0 at $p_{o,1a}^* = \frac{2\delta q_o(q_o - q_s)}{4\delta q_o - (\delta+1)^2 q_s}$ and $p_{r,1a}^* = \frac{q_s(\delta+1)(q_o - q_s)}{4\delta q_o - (\delta+1)^2 q_s}$. If this point is within the boundary conditions, it is the optimal point. If it is not, the optimal point would be at one of the boundaries (with regions $R2$ or $R3$), specifically being $(\frac{q_o}{2}, q_s - \frac{q_o}{2})$ (boundary with $R2$) or $(\frac{q_o}{2}, \frac{q_s}{2})$ (boundary with $R3$). Likewise for subproblem $R1b$. For subproblems $R2$ and $R3$, the optimal solutions of $p_{o,2}^* = \frac{q_o}{2}$ and $p_{r,3}^* = \frac{q_s}{2}$ hold at the boundary as well. These optimal prices agree with intuition, that as the quality/supply (likelihood of buyer getting service) q_o (or q_s) increases, the MNO can increase the price to increase its revenue.

5.2 Case 2: Re-sellers weigh inconvenience cost when deciding to re-sell quota

In this subsection, we analyse an alternative platform design in which the MNO implements manual decision making for re-sellers: re-sellers weigh their inconvenience cost g_i when deciding whether or not to re-sell quota in the sharing pool, according to Eq. (1). As mentioned in Section 3, the inconvenience cost g_i factors in the re-seller's uncertainty of usage during the timeslot, and the inconvenience of checking the app to decide. It differs across users and applications as it depends on the extent to which each application vendor (or individual device owner) is willing and able to expend time, energy and resources to periodically check the app, factor in uncertainty of usage and decide whether or not to sell the excess resource quota at the current time. Here g_i follows the uniform $U[0, 1]$ distribution as it captures the varying levels of inconvenience across users. In Section 6, we perform simulations using both uniform and beta (which has a gaussian-like structure) distributions, showing similar results across distributions.

Under this scenario, we solve the Stackelberg Game (Eq. (7), (8) and (9)). Firstly, in Stage 1 the MNO decides the prices p_r and p_o . Following which, in Stage 2A the re-sellers decide whether they want to sell their excess resource quota, based on what maximizes their payoff (Eq. (1)), resulting in a quality/supply of $q_s(p_r)$. Finally, in Stage 2B, the buyers would make a decision, aiming to maximize their individual payoffs (Eq. (4)), given the values of $(p_r, p_o, q_s(p_r), q_o)$. We solve the Stackelberg Game by backward induction, solving Stage 2 first, and using the equilibrium outcome of Stage 2 to solve Stage 1 and obtain the MNO's optimal prices.

5.2.1 The re-seller's optimal strategy

The following Proposition shows the re-seller's optimal strategy.

Proposition 3. For given p_r , re-seller i with inconvenience cost g_i 's optimal strategy would be:

$$s^* = \begin{cases} \text{sell,} & \text{if } (1 - \delta)p_r > g_i, \\ \text{no,} & \text{otherwise} \end{cases} \quad (27)$$

Collectively, by Eq. (2) this results in a proportion $(1 - \delta)p_r$ of re-sellers being willing to rent out their unused resources and therefore following Eq. (3), the total quality/supply of the sharing pool will be

$$q_s(p_r) \sim f((1 - \delta)p_r), \quad (28)$$

which is a function of price p_r .

5.2.2 The buyer's optimal strategy

Given $(q_s(p_r), q_o)$ and (p_r, p_o) , a buyer's strategy would still follow Proposition 1 in Section 5.1, with the substitution of q_s by $q_s(p_r)$. Hence, their collective strategies would form distinct regions R1 to R4 at equilibrium, where the four regions indicate whether or not the sharing and/or on-demand pools are feasible. This is according to Proposition 2 in Section 5.1. Once again, the only difference is that q_s is replaced by $q_s(p_r)$.

5.2.3 The MNO's optimal price

Given the strategies of the re-sellers and buyers in Stages 2A and 2B, corresponding to the regions in Proposition 2, the MNO's revenue maximizing problem $R(p_o, p_r)$ can be split into the following subproblems.

$$R_{C2}^{R1a}(p_o, p_r):$$

$$\begin{aligned} \max_{p_r, p_o} & Np_o \left(\frac{p_r - p_o}{q_s(p_r) - q_o} - \frac{p_o}{q_o} \right) + Np_r \delta \left(1 - \frac{p_r - p_o}{q_s(p_r) - q_o} \right) \\ \text{s.t. (15), } & q_s(p_r) > q_o \end{aligned} \quad (29)$$

$$R_{C2}^{R1b}(p_o, p_r):$$

$$\begin{aligned} \max_{p_r, p_o} & Np_r \delta \left(\frac{p_o - p_r}{q_o - q_s(p_r)} - \frac{p_r}{q_s(p_r)} \right) + Np_o \left(1 - \frac{p_o - p_r}{q_o - q_s(p_r)} \right) \\ \text{s.t. (15), } & q_o > q_s(p_r) \end{aligned} \quad (30)$$

$$\begin{aligned} R_{C2}^{R2a}(p_o, p_r) : & \max_{p_r, p_o} Np_o \left(1 - \frac{p_o}{q_o} \right) \\ \text{s.t. (16), } & q_s(p_r) > q_o, \end{aligned} \quad (31)$$

$$\begin{aligned} R_{C2}^{R2b}(p_o, p_r) : & \max_{p_r, p_o} Np_o \left(1 - \frac{p_o}{q_o} \right) \\ \text{s.t. (16), } & q_o > q_s(p_r), \end{aligned} \quad (32)$$

$$\begin{aligned} R_{C2}^{R3a}(p_o, p_r) : & \max_{p_r, p_o} Np_r \delta \left(1 - \frac{p_r}{q_s(p_r)} \right) \\ \text{s.t. (17), } & q_s(p_r) > q_o, \end{aligned} \quad (33)$$

$$\begin{aligned} R_{C2}^{R3b}(p_o, p_r) : & \max_{p_r, p_o} Np_r \delta \left(1 - \frac{p_r}{q_s(p_r)} \right) \\ \text{s.t. (17), } & q_o > q_s(p_r), \end{aligned} \quad (34)$$

and $R_{C2}^{R4}(p_o, p_r)$ is a constant of 0, corresponding to R4 in Proposition 2 (where users choose neither the on-demand nor sharing pool). Other than R4, the other regions are considered with two subproblems which correspond to the disjoint cases $q_s(p_r) \geq q_o$ and $q_o > q_s(p_r)$. This allows us to replace the terms involving $\min()$ and $()^+$. For example, $R_{C2}^{R1a}(p_o, p_r)$ and $R_{C2}^{R1b}(p_o, p_r)$ both correspond to the situation when we are in R1 (where at equilibrium, buyers choose both to buy from the on-demand pool and the sharing pool). They differ depending on whether $q_s(p_r) \geq q_o$ or not.

The subproblems are not jointly convex with respect to p_o and p_r . Hence, with p_r and $q_s(p_r)$ given, we optimize with respect to p_o to attain insights on the MNO's optimal price in R1 and R2. The MNO's revenues in R3 and R4 are not related to p_o (since no users buy from the on-demand pool) and are constant with p_r and $q_s(p_r)$ given.

Theorem 2. Given $(p_r, q_s(p_r))$, the MNO's optimal on-demand price p_o^* at each region is given by:

- In R1 with $q_s(p_r) \geq q_o$,

$$p_{o,1a}^* = \frac{q_o p_r (1 + \delta)}{2 q_s(p_r, \delta)} \text{ or } \operatorname{argmax}_{\{B_1, B_2\}} R_{C2}^{R1a}(p_o, p_r)$$

- In R1 with $q_s(p_r) < q_o$,

$$p_{o,1b}^* = \frac{p_r(\delta + 1) + q_o - q_s(p_r, \delta)}{2} \\ \text{or } \operatorname{argmax}_{\{B_1, B_2\}} R_{C2}^{R1b}(p_o, p_r)$$

- In R2 with $q_s(p_r) \geq q_o$, $p_{o,2a}^* = \frac{q_o}{2}$ or B_1
- In R2 with $q_s(p_r) < q_o$, $p_{o,2b}^* = \frac{q_o}{2}$ or B_1

where $B_1 = p_r - q_s(p_r) + q_o$ and $B_2 = \frac{p_r q_o}{q_s(p_r)}$ are points on the region boundaries.

Proof: See Appendix B. \square

Theorem 2 gives us insights on how the MNO should set the on-demand price p_o , given that the other parameters p_r and $q_s(p_r)$ are fixed. In R1, when users buy from both the sharing and on-demand pool, the price p_o at which the gradient of the revenue is 0 is $\frac{q_o p_r (1 + \delta)}{2 q_s(p_r)}$ for R1a and $\frac{p_r(\delta + 1) + q_o - q_s(p_r)}{2}$ for R1b. We separately analyse the cases when $\frac{q_o p_r (1 + \delta)}{2 q_s(p_r)}$ (the point at which the gradient of the revenue is 0) lies within the region's boundaries, and when it does not. Case 1: If $p_o^* = \frac{q_o p_r (1 + \delta)}{2 q_s(p_r)}$ lies within R1a's boundaries ($p_r < p_o + q_s(p_r) - q_o$, $p_r > \frac{q_s(p_r)}{q_o} p_o$), it is the optimal price, as the problem is convex with respect to p_o . Likewise for $\frac{p_r(\delta + 1) + q_o - q_s(p_r)}{2}$ in R1b. These functions indicate that the optimal price p_o^* increases with respect to the on-demand expected quality (supply) q_o and platform commission δ . As the on-demand supply q_o increases, the increase in on-demand price p_o would not deter users away from the on-demand pool. Likewise, when the MNO's commission δ increases, re-sellers will be deterred from selling their unused resource quota, resulting in a smaller supply at the sharing-pool. With a potentially lower payoff at the sharing pool, the increase in the on-demand price p_o would not deter users away from the on-demand pool. At the same time, as the sharing supply $q_s(p_r)$ increases, the sharing pool is seen as more attractive to users (due to the potentially higher individual payoff). In light of this, the optimal on-demand price p_o^* has to decrease. Case 2: If $\frac{q_o p_r (1 + \delta)}{2 q_s(p_r)}$ (and $\frac{p_r(\delta + 1) + q_o - q_s(p_r)}{2}$) do not lie within R1a's (respectively R1b's) boundaries, the optimal points $p_{o,1a}^*$ (and $p_{o,1b}^*$) will lie on the region's boundaries, since the problems are convex. Specifically, the optimal prices will be $\operatorname{argmax}_{\{B_1, B_2\}} R_{C2}^{R1a}(p_o, p_r)$ (and $\operatorname{argmax}_{\{B_1, B_2\}} R_{C2}^{R1b}(p_o, p_r)$).

In R2, where buyers only choose the on-demand pool, the price p_o at which the gradient of the revenue is 0 is $\frac{q_o}{2}$. We separately analyse the cases when $\frac{q_o}{2}$ (the point at which the gradient of the revenue is 0) lies within the region's boundaries, and when it does not. Case 1: If $p_o^* = \frac{q_o}{2}$ lies within R2's boundary ($p_r \geq p_o + (q_s(p_r) - q_o)$ for $R_{C2}^{R2a}(p_o, p_r)$ and $p_r \geq \frac{q_s}{q_o} p_o$ for $R_{C2}^{R2b}(p_o, p_r)$ respectively), it is the optimal on-demand price because the problem is convex with respect to p_o . Therefore, the optimal on-demand price is an increasing function of the on-demand

pool's supply q_o . This indicates that as the supply of the on-demand pool q_o increases, the rise in the on-demand price will not deter users away from the on-demand pool. Case 2: If $p_o^* = \frac{q_o}{2}$ does not lie within region R2's boundaries, the optimal point will lie on the boundary $p_r = B_1$ for $R_{C2}^{R2a}(p_o, p_r)$ and $p_r = B_2$ for $R_{C2}^{R2b}(p_o, p_r)$, respectively. This is because, the optimization problems are convex with respect to p_o .

On this basis, we then focus on the joint optimization of p_o and p_r for the MNO's optimal revenue, which will be the maximum of the revenues across the four regions. According to Corollary 1, the MNO's optimal revenue is calculated as

$$\max_{p_r} R_{\max}(p_r). \quad (35)$$

Corollary 1. Given $(p_r, q_s(p_r))$, the MNO's optimal revenue will be

$$R_{\max}(p_r) = \max \left\{ R_{C2}^{R1a}(p_{o,1a}^*, p_r), R_{C2}^{R1b}(p_{o,1b}^*, p_r), \right. \\ \left. R_{C2}^{R2a}(p_{o,2a}^*, p_r), R_{C2}^{R2b}(p_{o,2b}^*, p_r), R_{C2}^{R3}(p_r), 0 \right\}, \quad (36)$$

where $R_{C2}^{R3}(p_r) = N p_r \delta (1 - \frac{p_r}{q_s(p_r)})$ is the revenue in R3 (the region where the buyers only choose the sharing pool), if the boundary conditions of R3 (Eq. (17)) were met. And 0 is the revenue in R4 (the region where the buyers choose neither the sharing pool nor the on-demand pool), if the boundary conditions of R4 (Eq. (18)) were met.

Since the optimal on-demand price p_o^* in $R_{\max}(p_r)$ is obtained in Theorem 2, the optimization in (35) can be addressed by using a linear search across p_r . In Section 6, we discuss the joint optimization of p_o and p_r and the resulting insights at the optimal and equilibrium point.

6 NUMERICAL SIMULATIONS

In this section we provide numerical results on the optimal and equilibrium outcome of the Stackelberg Game (Eq. (7), (8) and (9)). These results give us insights and show the practical implications of integrating the sharing pool with the On-Demand Pricing and Resource Reservation model. In many of our experiments, for each combination of (on-demand supply q_o , commission δ , and normalization parameter a), we optimize over the prices (p_o, p_r) , obtaining the optimal revenue, and hence optimal region.

Firstly, we define a specific form of $q_s(p_r)$, which indicates the relationship between the price p_r and the resulting quality/supply $q_s(p_r)$, as follows:

$$q_s(p_r) = a \log(1 + (1 - \delta)p_r). \quad (37)$$

We use a log function, which models the law of diminishing marginal returns [37]. The relative supply/quality (i.e. likelihood of buyers getting their jobs served) of the sharing pool increases as the proportion of re-sellers willing to sell $(1 - \delta)p_r$ increases. The parameter a is the normalization parameter, normalizing the function of the proportion of re-sellers $\log(1 + (1 - \delta)p_r)$ willing to re-sell to a magnitude such that the supply level $q_s(p_r)$ is comparable with the supply at the on-demand pool q_o . For our numerical simulations, we use Eq. (37) as the specific form of $q_s(p_r)$ and set

the number of buyers and the number of re-sellers (N) to be 50. We perform experiments with the willingness to pay u_i and the willingness to share g_i following the Uniform[0,1] as well as the Beta(2,2) distribution. Under the Uniform[0,1] distribution, the users' types u_i and g_i are evenly spread out over the range $[0, 1]$. Under the Beta(2,2) distribution, the users' types follow an inverse parabolic structure, with more users whose types take values towards the center of the range $[0, 1]$ and fewer users taking values towards the edge of the range $[0, 1]$, somewhat similar to a Gaussian distribution.

Impact of the on-demand supply q_o on the optimal revenue and region : Firstly, we show how the MNO's optimal revenue and region vary with respect to the on-demand quality/supply q_o in Fig. 4a and 4b where we set $\delta = 0.2$ and $a = 2$. Given that we do not know what is an appropriate normalization parameter which relates the supply function $q_s(p_r)$ to the supply of the on-demand pool q_o , we set $a = 2$ first, and later decrease the normalization parameter to $a = 1.5$. To obtain the optimal revenue and region, we optimize over the prices (p_o, p_r) , given each combination of (on-demand supply q_o , commission δ , and normalization parameter a). For both cases where the re-sellers' willingness to share and the buyers' willingness to pay follow uniform and beta distribution, it can be seen that for smaller values of q_o , i.e., when the on-demand supply is lower, it is more beneficial to supplement buyers with the sharing pool to buy quota for job computation (Region R1). This additional income adds to the revenue of the MNO. Nevertheless, as q_o increases, the additional income from the sharing pool does not outweigh the increase in revenue from the on-demand pool $N_{\text{on-demand}} p_o (1 - \frac{p_o}{q_o})$, hence Region R2 is optimal.

Impact of the commission δ on the optimal revenue and region: In Fig. 4c, we plot the optimal revenue for the MNO against q_o , for different values of commission δ . Conversely, in Fig. 4d, we plot the optimal revenue of the MNO against the commission δ , for different values of q_o . In Fig. 4e and f we show the optimal region at equilibrium for different values of δ , (with g_i and u_i taking values from the Uniform[0,1] and Beta(2,2) distributions respectively). Once again, to obtain the optimal revenue and region, we optimize over the prices (p_o, p_r) , given each combination of (on-demand supply q_o , commission δ , and normalization parameter a). These graphs show that when the commission δ is smallest, it is not profitable to have sharing (hence the optimal region is R2), because the platform does not get much revenue from sharing due to its commission being small. As δ gets larger, it becomes profitable to have the sharing platform (Region R1) due to the increase in commission for the platform and hence revenue $N_{\text{on-demand}} p_o (\frac{p_r - p_o}{q_s(p_r) - q_o} - \frac{p_o}{q_o}) + N_{\text{share}} p_r \delta (1 - \frac{p_r - p_o}{q_s(p_r) - q_o})$. On the other hand, for larger δ , the re-sellers will be less likely to choose to re-sell their unused resource quota. This is seen in Eq. (1), as their payoffs are inversely proportional with respect to δ , and in $q_s(p_r) = a \log(1 + (1 - \delta)p_r)$ (Eq. (37)) where the sharing pool's supply q_s is inversely proportional to δ . This results in a lower quality/supply sharing pool, and therefore a smaller revenue which the MNO can obtain from sharing, making Region R2 (purely on-demand) optimal at high δ .

Impact of the on-demand price p_o on the revenue and region : In Fig. 4g, we show how the revenue varies as the on-demand price p_o increases, for given values of $q_o, \delta = 0.2, a = 2, p_r = 0.5$. As the price increases, the equilibrium region shifts from R2 (purely on-demand) to R1 (both on-demand and sharing) as more buyers choose the sharing platform due to the on-demand price increasing. As the on-demand price increases even further, the region transitions to R3 (purely sharing) due to the on-demand price being too high. Nevertheless, R3 is not optimal for the platform because it only collects a proportion δ of the amount transacted.

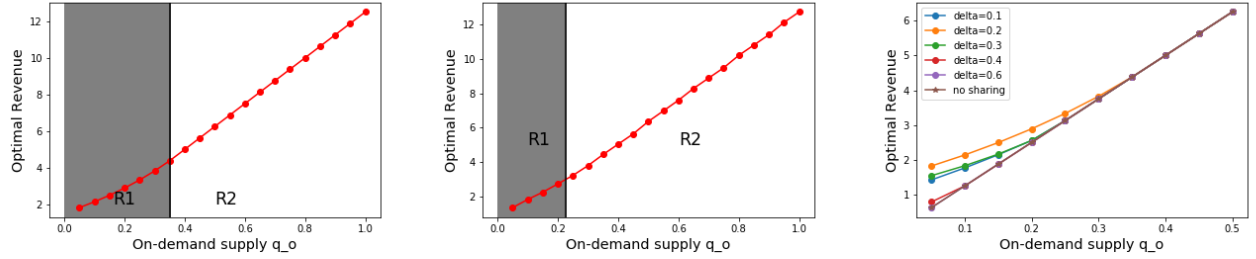
Impact of the normalization parameter a on the optimal revenue and region : Given that it is not clear what is an appropriate normalization parameter which relates the supply function $q_s(p_r)$ to the supply of the on-demand pool q_o , we explore different normalization parameters. In contrast to Fig. 4a, we set a smaller normalization parameter $a = 1.5$ for Fig. 4h. Once again, to obtain the optimal revenue and region, we optimize over the prices (p_o, p_r) , given each combination of (on-demand supply q_o , commission δ , and normalization parameter a). With a smaller a , a higher price p_r comes with a lower quality/supply $q_s(p_r)$ relative to q_o and therefore a lower payoff for buyers at the sharing pool. Hence, buyers have lower incentive to buy resources from the sharing pool. That is why region R2 (purely on-demand) gives the optimal revenue for all values of q_o in Fig. 4h. Nevertheless, although R1's optimal revenue is not the optimal over all regions under this set of parameters, users will still buy from the sharing pool and it's revenue is non-zero, as seen in Fig. 4h.

Analyzing individual buyer payoffs : Finally, we plot individual buyer payoffs (Eq. (4)) at equilibrium conditions in Fig. 4i. As we can see, buyers with lower willingness to pay u_i choose neither pool. As their willingness to pay (utility of the job computation) increases, their payoff increases. We can see that for the $q_o = 0.1$ and $q_o = 0.2$ plots, users with high willingness to pay choose the sharing pool, as visualised through the different gradients.

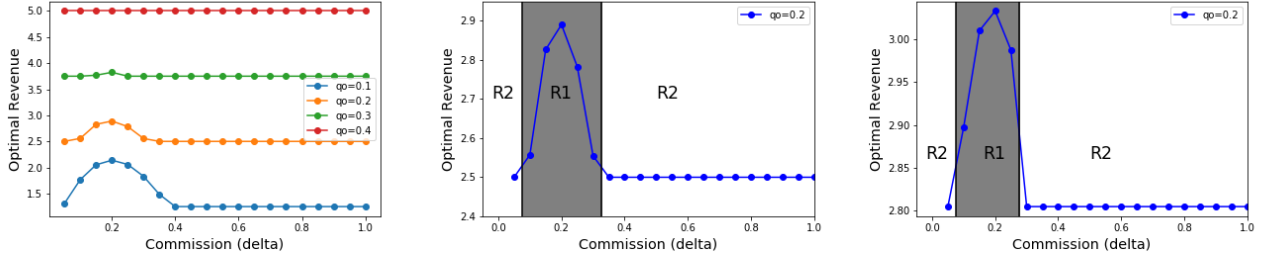
In summary, Figs. 4a to 4i show that under the combination of low δ , low q_o , and large a , having the sharing platform (Region R1) is optimal. Besides, it is not optimal to have Region R3 (purely sharing), due to the MNO only being able to take a proportion δ of the revenue $N_{\text{share}} p_r \delta (1 - \frac{p_r - p_o}{q_s(p_r) - q_o})$.

7 FUTURE WORK

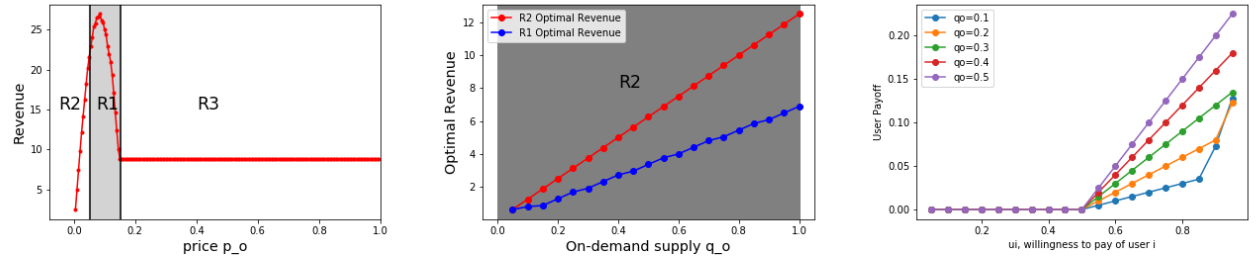
For future work, we will study the long-term scenario where users may switch between reserving resources in advance, and buying on the go through the on-demand and sharing pools. Here, another layer would be added to the stackelberg game and users will make decisions based on their expected payoffs in the long run. The expected payoff would depend on the users' application requirements: the probability of them needing job computation at the edge consistently over all timeslots vs one-off and sporadically, the prices set by the MNO and the expected supplies of the different options, which is influenced by the aggregate decisions of other users.



(a) The MNO's optimal revenue and region (b) The MNO's optimal revenue and region (c) The MNO's optimal revenue against on-demand supply q_o . $\delta = 0.2, a = 2$, with u_i, g_i following the uniform $U(0, 1)$ distribution. (d) The MNO's optimal revenue against commission δ , $a = 2$. (e) The MNO's optimal revenue and region against commission δ . $q_o = 0.2, a = 2$, with u_i, g_i following the uniform $U(0, 1)$ distribution. (f) The MNO's optimal revenue and region against commission δ . $q_o = 0.2, a = 2$, with u_i, g_i following the beta(2,2) distribution.



(d) The MNO's optimal revenue against commission δ , $a = 2$. (e) The MNO's optimal revenue and region against commission δ . $q_o = 0.2, a = 2$, with u_i, g_i following the uniform $U(0, 1)$ distribution. (f) The MNO's optimal revenue and region against commission δ . $q_o = 0.2, a = 2$, with u_i, g_i following the beta(2,2) distribution.



(g) The MNO's revenue and region against on-demand price p_o . $q_o = 0.5, \delta = 0.2, a = 2$, with u_i, g_i following the beta(2,2) distribution. (h) The MNO's optimal revenue and region against on-demand supply q_o . $\delta = 0.2, a = 2$, with u_i, g_i following the beta(2,2) distribution. (i) The individual buyer's payoff against willingness to pay u_i . $\delta = 0.2, a = 2$.

Fig. 4. Numerical Results and Insights.

Another line of investigation is to study how the sharing framework can be implemented across multiple edge nodes, with different users being associated with different nodes due to proximity. In light of this, the on-the-go (on-demand and sharing) queues and the sharing supply would differ across nodes. If users are allowed to associate with other nearby nodes, it is thus of interest to investigate how the MNO can jointly price and allocate the resources across nodes to the different users, to maximize revenue and minimize the number of unmet jobs.

8 CONCLUSION

In this paper we proposed a novel resource sharing platform to enhance the usage of the on-demand pricing and resource reservation models in edge computing. This helps to optimize the scenario where the on-demand users face

a limited supply remaining at the edge server, whilst users under the resource reservation model have reserved excess computing resources, by allowing the re-selling of unused resource quota. We formulated a 3-stage Stackelberg Game to investigate the user's optimal strategies and equilibrium behavior, as well as whether the MNO has an incentive to provide such a resource sharing platform. By analyzing the formulated game, we characterised the optimal strategies of the re-sellers, buyers and MNO, and showed that there would be 4 regions (both sharing and on-demand, only on-demand, only sharing, none at all) at equilibrium after buyers' decisions. Based on these 4 regions, we optimized the MNO's revenue and analytically characterised the MNO's optimal on-demand prices. Our numerical results show that having a sharing pool gives the MNO an optimal revenue when the on-demand pool's supply is low and when the platform's commission is low.

APPENDIX A

PROOF OF THEOREM 1

For each of the subproblems, we obtain the Hessian matrix of the objective function. The Hessians of R1a, R2 and R3 are all negative semidefinite (having eigenvalues which ≤ 0), and therefore these subproblems have concave objectives. As the constraints are linear with respect to p_o and p_r , these subproblems are convex. For the subproblem R1b, the Hessian is negative semidefinite under the condition $(\delta + 1)^2 q_s < 4\delta q_o$. With convexity, we can use the KKT conditions to find their optimal prices.

APPENDIX B

PROOF OF THEOREM 2

For subproblem R_{C2}^{R1a} , the second derivative of the objective function with respect to p_o is $\frac{-2Nq_s(p_r)}{(q_s(p_r)-q_o)q_o} < 0$ since $q_s(p_r) \geq q_o$ and $q_o > 0$, indicating that the objective function is concave. As the constraints involve linear functions of p_o , the maximization problem is convex with respect to p_o . Therefore, we convert the constraints to non-strict inequalities and use the KKT conditions to solve R_{C2}^{R1a} , with respect to p_o . The Lagrangian is defined as $L(p_o, \lambda_1, \lambda_2) = Np_o(\frac{p_r-p_o}{q_s(p_r)-q_o} - \frac{p_o}{q_o}) + Np_r\delta(1 - \frac{p_r-p_o}{q_s(p_r)-q_o}) + \lambda_1(p_r - p_o - q_s(p_r) + q_o) + \lambda_2(q_a(p_r)/q_o p_o - p_r)$, with λ_1 and λ_2 being the dual variables corresponding to the constraints. If the dual variables λ_1 (or λ_2) were greater than 0, the optimal point would lie on the boundary between region R1 and R2 (or R3 respectively). If the dual variables are 0, the optimal point will be the point at which the gradient of the Lagrangian is 0. We solve the rest of the subproblems similarly.

REFERENCES

- [1] Y. Mao, C. You, J. Zhang, K. Huang, and K. B. Letaief, "A survey on mobile edge computing: The communication perspective," *IEEE Communications Surveys & Tutorials*, vol. 19, no. 4, pp. 2322–2358, 2017.
- [2] P. Mach and Z. Becvar, "Mobile edge computing: A survey on architecture and computation offloading," *IEEE Communications Surveys Tutorials*, vol. 19, no. 3, pp. 1628–1656, 2017.
- [3] Y. C. Hu, M. Patel, D. Sabella, N. Sprecher, and V. Young, "Mobile edge computing—a key technology towards 5g," *ETSI white paper*, vol. 11, no. 11, pp. 1–16, 2015.
- [4] Y. Mao, J. Zhang, and K. B. Letaief, "Dynamic computation offloading for mobile-edge computing with energy harvesting devices," *IEEE Journal on Selected Areas in Communications*, vol. 34, no. 12, pp. 3590–3605, 2016.
- [5] X. Chen, L. Jiao, W. Li, and X. Fu, "Efficient multi-user computation offloading for mobile-edge cloud computing," *IEEE/ACM Transactions on Networking*, vol. 24, no. 5, pp. 2795–2808, 2015.
- [6] T. Q. Dinh, J. Tang, Q. D. La, and T. Q. Quek, "Offloading in mobile edge computing: Task allocation and computational frequency scaling," *IEEE Transactions on Communications*, vol. 65, no. 8, pp. 3571–3584, 2017.
- [7] R. Li, Z. Zhou, X. Chen, and Q. Ling, "Resource price-aware offloading for edge-cloud collaboration: A two-timescale online control approach," *IEEE Transactions on Cloud Computing*, 2019.
- [8] D. T. Nguyen, L. B. Le, and V. K. Bhargava, "A market-based framework for multi-resource allocation in fog computing," *IEEE/ACM Transactions on Networking*, vol. 27, no. 3, pp. 1151–1164, 2019.
- [9] J. Liu, S. Guo, K. Liu, and L. Feng, "Resource provision and allocation based on microeconomic theory in mobile edge computing," *IEEE Transactions on Services Computing*, pp. 1–1, 2020.

- [10] D. Kim, H. Lee, H. Song, N. Choi, and Y. Yi, "Economics of fog computing: interplay among infrastructure and service providers, users, and edge resource owners," *IEEE Transactions on Mobile Computing*, vol. 19, no. 11, pp. 2609–2622, 2019.
- [11] L. Li, M. Siew, and T. Q. Quek, "Learning-based pricing for privacy-preserving job offloading in mobile edge computing," in *ICASSP 2019 - 2019 IEEE International Conference on Acoustics, Speech and Signal Processing (ICASSP)*, 2019, pp. 4784–4788.
- [12] T. Wang, Y. Lu, J. Wang, H.-N. Dai, X. Zheng, and W. Jia, "Eihdp: Edge-intelligent hierarchical dynamic pricing based on cloud-edge-client collaboration for iot systems," *IEEE Transactions on Computers*, 2021.
- [13] Q. Wang, S. Guo, J. Liu, C. Pan, and L. Yang, "Profit maximization incentive mechanism for resource providers in mobile edge computing," *IEEE Transactions on Services Computing*, 2019.
- [14] M. Siew, K. Guo, D. Cai, L. Li, and T. Q. Quek, "Let's share vms: Optimal placement and pricing across base stations in mec systems," in *IEEE INFOCOM 2021-IEEE Conference on Computer Communications*. IEEE, 2021, pp. 1–10.
- [15] "Amazon ec2 pricing." [Online]. Available: <https://aws.amazon.com/ec2/pricing/>
- [16] "Azure pricing." [Online]. Available: <https://azure.microsoft.com/en-us/pricing/>
- [17] Q. Wang, K. Ren, and X. Meng, "When cloud meets ebay: Towards effective pricing for cloud computing," in *2012 Proceedings IEEE INFOCOM*. IEEE, 2012, pp. 936–944.
- [18] "On-demand instances - amazon elastic compute cloud." [Online]. Available: <https://docs.aws.amazon.com/AWSEC2/latest/UserGuide/ec2-on-demand-instances.html>
- [19] "Aws local zones pricing - amazon web services." [Online]. Available: <https://aws.amazon.com/about-aws/global-infrastructure/localzones/pricing/>
- [20] "Pricing — edge." [Online]. Available: <https://edge.network/en/pricing/>
- [21] "Ec2 reserved instance pricing - amazon web services." [Online]. Available: <https://aws.amazon.com/ec2/pricing/reserved-instances/pricing/>
- [22] B. Charyyev, E. Arslan, and M. H. Gunes, "Latency comparison of cloud datacenters and edge servers," in *GLOBECOM 2020 - 2020 IEEE Global Communications Conference*, 2020, pp. 1–6.
- [23] H. Wu, Z. Zhang, C. Guan, K. Wolter, and M. Xu, "Collaborate edge and cloud computing with distributed deep learning for smart city internet of things," *IEEE Internet of Things Journal*, vol. 7, no. 9, pp. 8099–8110, 2020.
- [24] "Amazon ec2 spot instances." [Online]. Available: <https://aws.amazon.com/ec2/spot>
- [25] J. Yu, M. H. Cheung, J. Huang, and H. V. Poor, "Mobile data trading: Behavioral economics analysis and algorithm design," *IEEE journal on selected areas in communications*, vol. 35, no. 4, pp. 994–1005, 2017.
- [26] L. Zheng, C. Joe-Wong, C. W. Tan, S. Ha, and M. Chiang, "Customized data plans for mobile users: Feasibility and benefits of data trading," *IEEE Journal on Selected Areas in Communications*, vol. 35, no. 4, pp. 949–963, 2017.
- [27] T. Ouyang, Z. Zhou, and X. Chen, "Follow me at the edge: Mobility-aware dynamic service placement for mobile edge computing," *IEEE Journal on Selected Areas in Communications*, vol. 36, no. 10, pp. 2333–2345, 2018.
- [28] H. Ma, Z. Zhou, and X. Chen, "Leveraging the power of prediction: Predictive service placement for latency-sensitive mobile edge computing," *IEEE Transactions on Wireless Communications*, vol. 19, no. 10, pp. 6454–6468, 2020.
- [29] S. Wang, Y. Guo, N. Zhang, P. Yang, A. Zhou, and X. S. Shen, "Delay-aware microservice coordination in mobile edge computing: A reinforcement learning approach," *IEEE Transactions on Mobile Computing*, 2019.
- [30] Y. Dai, D. Xu, S. Maharjan, and Y. Zhang, "Joint computation offloading and user association in multi-task mobile edge computing," *IEEE Transactions on Vehicular Technology*, vol. 67, no. 12, pp. 12313–12325, 2018.
- [31] H. Xu and B. Li, "Dynamic cloud pricing for revenue maximization," *IEEE Transactions on Cloud Computing*, vol. 1, no. 2, pp. 158–171, 2013.
- [32] W. Wang, B. Li, and B. Liang, "Towards optimal capacity segmentation with hybrid cloud pricing," in *2012 IEEE 32nd International Conference on Distributed Computing Systems*. IEEE, 2012, pp. 425–434.

- [33] F. Alzhour, A. Agarwal, and Y. Liu, "Maximizing cloud revenue using dynamic pricing of multiple class virtual machines," *IEEE Transactions on Cloud Computing*, 2018.
- [34] J. Yu, M. H. Cheung, J. Huang, and H. V. Poor, "Mobile data trading: A behavioral economics perspective," in *2015 13th International Symposium on Modeling and Optimization in Mobile, Ad Hoc, and Wireless Networks (WiOpt)*. IEEE, 2015, pp. 363–370.
- [35] H. Susanto, H. Zhang, S.-Y. Ho, and B. Liu, "Effective mobile data trading in secondary ad-hoc market with heterogeneous and dynamic environment," in *2017 IEEE 37th International Conference on Distributed Computing Systems (ICDCS)*, 2017, pp. 645–655.
- [36] A. Mas-Colell, M. D. Whinston, J. R. Green et al., *Microeconomic theory*. Oxford university press New York, 1995, vol. 1.
- [37] S. G. Shakkottai and R. Srikant, *Network optimization and control*. Now Publishers Inc, 2008.



Marie Siew (S'19, M'21) is currently a postdoctoral researcher at the Electrical and Computer Engineering department, Carnegie Mellon University. She received the B.Sc. degree in Mathematical Sciences from Nanyang Technological University, Singapore in 2016, and the Ph.D. degree from the Singapore University of Technology and Design in 2021. Dr Siew received the SUTD Presidential Postdoctoral Fellowship, under the Singapore Teaching and Academic Research Talent Scheme in 2021. Her

research interests are in the areas of network economics, edge computing, edge intelligence, distributed optimization and learning.



Kun Guo (Member, IEEE) received the B.E. degree in Telecommunications Engineering from Xidian University, Xi'an, China, in 2012, where she received the Ph.D. degree in communication and information systems in 2019. From 2019 to 2021, she was a Post-Doctoral Research Fellow with the Singapore University of Technology and Design (SUTD), Singapore. Currently, she is a Zijiang Young Scholar with the School of Communications and Electronics Engineering at East China Normal University, Shanghai, China. Her

research interests include edge computing, caching, and intelligence.



Desmond Cai (S'10-M'16) received the B.Sc. degree in electrical and computer engineering from Cornell University, Ithaca, NY, USA, in 2009 and the Ph.D. degree in electrical engineering from the California Institute of Technology, Pasadena, CA, USA, in 2016. He is currently a scientist at the Institute of High Performance Computing in Singapore. He was a Research Scientist at IBM from 2019 to 2020, and a Scientist at the Institute of High Performance Computing from 2016 to 2019. His research interests include

artificial intelligence, optimization, network economics, and game theory.

Dr. Cai received the National Science Scholarship from the Agency for Science, Technology, and Research in 2004, the John G. Pertsch Prize from Cornell University in 2008, and the Sibley Prize from Cornell University in 2009.



Wanli Wen (S'15–M'20) received the B.S. degree from Anhui University of Finance and Economics, Bengbu, China, in 2011, the M.S. degree in Communication and Information Systems from Hangzhou Dianzi University, Hangzhou, China, in 2014, and the Ph.D. degree in information and communications engineering from Southeast University, Nanjing, in 2019. From 2019 to 2020, he was a postdoctoral research fellow at Singapore University of Technology and Design. Since 2021, he has been an

Assistant Professor in the School of Microelectronics and Communication Engineering, Chongqing University, China. His research interests include green communications, mobile edge computing and caching, and federated learning.



Carlee Joe-Wong is the Robert E. Doherty Associate Professor of Electrical and Computer Engineering at Carnegie Mellon University. She received her A.B. degree (*magna cum laude*) in Mathematics, and M.A. and Ph.D. degrees in Applied and Computational Mathematics, from Princeton University in 2011, 2013, and 2016, respectively. Her research interests lie in optimizing various types of networked systems, including applications of machine learning and pricing to cloud computing, mobile/wireless net-

works, and transportation networks. From 2013 to 2014, she was the Director of Advanced Research at DataMi, a startup she co-founded from her research on mobile data pricing. She received the NSF CAREER award in 2018 and the ARO Young Investigator award in 2019.



Tony Q.S. Quek (S'98-M'08-SM'12-F'18) received the B.E. and M.E. degrees in electrical and electronics engineering from the Tokyo Institute of Technology in 1998 and 2000, respectively, and the Ph.D. degree in electrical engineering and computer science from the Massachusetts Institute of Technology in 2008. Currently, he is the Cheng Tsang Man Chair Professor with Singapore University of Technology and Design (SUTD). He also serves as the Director of the Future Communications R&D Programme,

the Head of ISTD Pillar, and the Deputy Director of the SUTD-ZJU IDEA. His current research topics include wireless communications and networking, network intelligence, internet-of-things, URLLC, and big data processing.

Dr. Quek has been actively involved in organizing and chairing sessions, and has served as a member of the Technical Program Committee as well as symposium chairs in a number of international conferences. He is currently serving as an Area Editor for the IEEE TRANSACTIONS ON WIRELESS COMMUNICATIONS and an elected member of the IEEE Signal Processing Society SPCOM Technical Committee. He was an Executive Editorial Committee Member for the IEEE TRANSACTIONS ON WIRELESS COMMUNICATIONS, an Editor for the IEEE TRANSACTIONS ON COMMUNICATIONS, and an Editor for the IEEE WIRELESS COMMUNICATIONS LETTERS.

Dr. Quek was honored with the 2008 Philip Yeo Prize for Outstanding Achievement in Research, the 2012 IEEE William R. Bennett Prize, the 2015 SUTD Outstanding Education Awards – Excellence in Research, the 2016 IEEE Signal Processing Society Young Author Best Paper Award, the 2017 CTTC Early Achievement Award, the 2017 IEEE Com-Soc AP Outstanding Paper Award, the 2020 IEEE Communications Society Young Author Best Paper Award, the 2020 IEEE Stephen O. Rice Prize, the 2020 Nokia Visiting Professor, and the 2016-2020 Clarivate Analytics Highly Cited Researcher. He is a Fellow of IEEE.