

Wastewater Pipe Rating Model Using Natural Language Processing

Sai Nethra Betgeri¹, Shashank Reddy Vadyala¹, John C. Matthews², Hongfang Lu³

1. *Department of Computational Analysis and Modeling, Louisiana Tech University, Ruston, LA United States*
2. *Director, Trenchless Technology Center, Ruston, LA, United States*
3. *Associate Professor, Southeast University, Nanjing, Jiangsu, China*

Abstract:

Closed-circuit video (CCTV) inspection has been the most popular technique for visually evaluating the interior status of pipelines in recent decades. Certified inspectors prepare the pipe repair document based on the CCTV inspection. The traditional manual method of assessing sewage structural conditions from pipe repair documents takes a long time and is prone to human mistakes. The automatic identification of necessary texts has received little attention. By building an automated framework employing Natural Language Processing (NLP), this study presents an effective technique to automate the identification of the pipe defect rating of the pipe repair documents. NLP technologies are employed to break down textual material into grammatical units in this research. Further analysis entails using words to discover pipe defect symptoms and their frequency and then combining that information into a single score. Our model achieves 95.0% accuracy, 94.9% sensitivity, 94.4% specificity, 95.9% precision score, and 95.7% F1 score, showing the potential of the proposed model to be used in large-scale pipe repair documents for accurate and efficient pipeline failure detection to improve the quality of the pipeline.

Keywords: Sewer pipe inspection, Defect detection, Natural language processing, Text recognition

1. Introduction:

The underground pipeline system forms a significant part of the infrastructure because it includes thousands of miles in the United States. Sanitary sewage collects wastewater from public and private users as part of wastewater infrastructure systems[1, 2]. Approximately 800,000 miles of public sewage pipes and 500,000 miles of private sewer laterals [3]. By 2032, 56 million people are expected to use centralized treatment plants[4-6]. Water supply and sewage water pipelines are essential for society's survival, and their security and efficiency are critical for human health and economic growth[7-11]. However, as illustrated in Figure 1, a significant percentage of these essential systems are decades old and plagued by defects and inefficiency. Using risk-based asset

management, the most critical assets to take the most efficient course of action are identified by prioritizing the highest risk of failure by considering all the parameters. Using the traditional method, the number of failures received by sewer management can increase rapidly, making pipe failure handling imperative. The hydraulic capacity of a sewer can contain the flow of sewage under typical operating circumstances and with suitably sized pipes. Abnormal flows (such as those generated by storms). However, spillover to the natural and manmade ecosystems will occur. Under typical flow circumstances, if the hydraulic capacity of the pipe is decreased by limitations in the pipe, this is known as a blockage or choke[12]. Defects at sewer junctions can have a substantial impact on the overall functioning of the sewage system. Groundwater infiltration is the most prevalent issue associated with joint problems. The origins of these abnormalities are unknown, and there is no way of knowing when they will occur[13, 14]. However, manually identifying and classifying those failures through pipe repair documents and extracting the information related to those pipe failures are challenging because they are voice-generated text or manually written by the inspectors by inspecting through CCTV videos. This manual process can lead to many more committed errors. CCTV inspection includes two major processes: on-site video collection and off-site video assessment, as shown in Figure 2.



Figure 1: Different pipe deficiencies: leakage; partial blockage; deformation; corrosion, detachment.

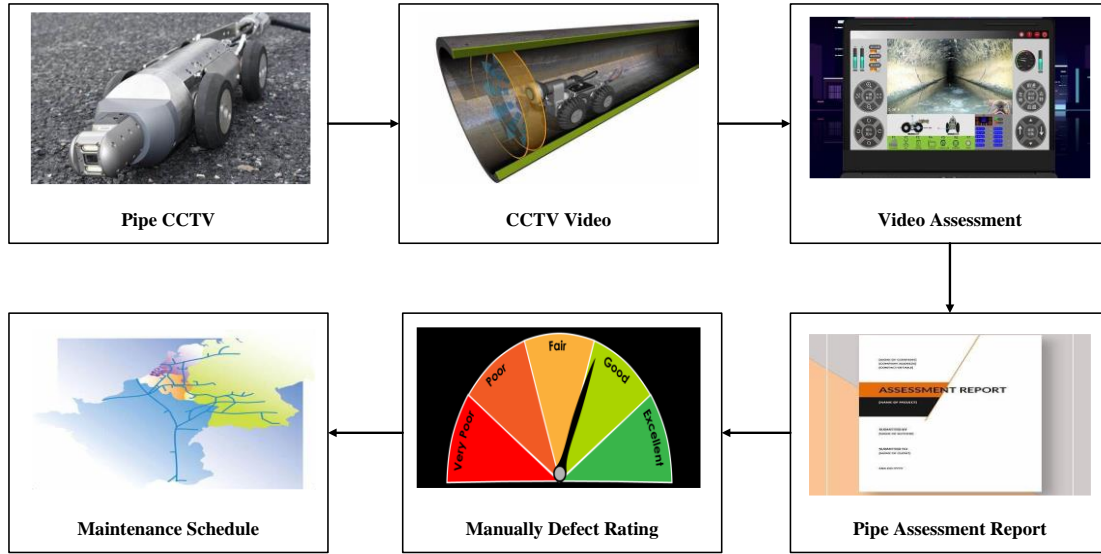


Figure 2: Overview of video assessment

NLP can be an efficient way of automatically extracting information from large-scale pipe repair documents. NLP is a computer-assisted approach for facilitating the processing of human (natural) language. NLP may be a research area developing techniques accustomed to analyzing and extracting valuable data from natural languages such as text and speech. Several NLP applications include language translation, information extraction, and opinion mining[15-19]. NLP methods are often divided into two main categories: (1) Rule-based and (2) Machine learning-based [20]. Systems that rely only on hand-coded syntactic rules are known as rule-based systems[21, 22]. As a result, their performance is underwhelming. Languages and linguistic grammars are unimportant in the ML-based approach[23] because patterns are often quickly learned from even unclear training examples because they outperform the competition. Nevertheless, NLP is a useful technique for extracting and processing information from natural language into a more organized format for study. NLTK systems may be automated to parse textual content and search for keywords and phrases to extract data using predefined computer algorithms. Basic NLP approaches given by NLTK, on the other hand, fail to extract meaning from a sentence or phrase. The following is how key phrase extraction may be expressed as a sequence labeling task. Predict a sequence of labels, one label for each word in the input, where each label is KP (key phrase word) or non-KP, given an input sequence x , where each x represents the input vector of the word (not key phrase word). The task formulation for sequence labeling considers the correlations between nearby labels. It enables the joint decoding of the optimal sequence of labels for the input sequence rather than decoding each label individually.

Long Short-Term Memory Networks (LSTMs) are a form of Recurrent Neural Networks (RNNs) that are meant to solve the problem of RNNs' gradient disappearing. Additional memory cells in LSTMs are used to store memories from long-distance phrases. Because LSTMs may store information from past sequence inputs in the current input state, they are useful. For temporal and

sequence data applications such as speech recognition, language modeling, and translation, they have proven a natural option. An LSTM has three layers: an input layer, a hidden layer, and an output layer. The hidden state in a forward LSTM network only saves information from the past. We utilize a bi-directional LSTM network with a forward hidden layer and a backward hidden layer to capture information flow in both directions. The structure of a Bi-LSTM network is shown in Figure 3 the nodes in the hidden layer are linked, which is how long-distance information is kept in the matrix weights.

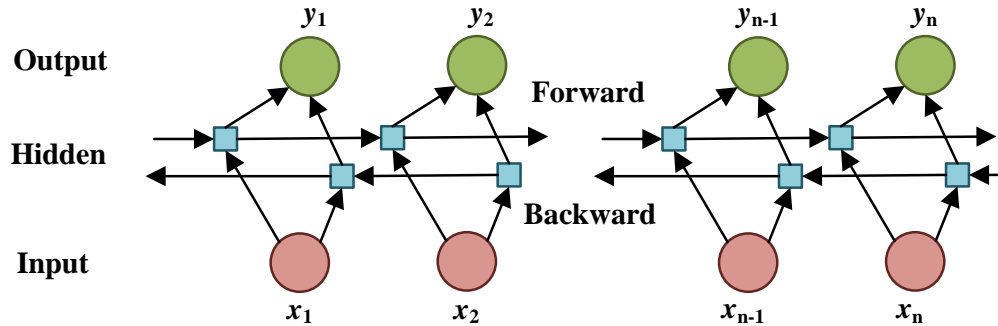


Figure.3. Layers in a Bi-LSTM neural network

Nowadays, text classification has been used for many different problems within pipeline construction: To classify construction documentation based on priority[24, 25]. To support field inspection and data extraction of the inspection[26]. An ontology-based text classification method is used to process job hazard analysis information[27]. The state of art NLP model fails to deliver accurate results due to the difficulty of correctly tagging sentences and extracting entities. This is because pipe repair documents contain structured and unstructured text formats on pipe present repair, previous maintenance, and care received. Different inspectors document pipe assessment data in the pipe repair recommendation without any general specifications and standard format. Structured data is generally parameters (e.g., age, year, age-grade). Compared to the structured data within the pipe repair recommendation report, the inspector often conveys contextual information of pipe repair, which can be helpful for final pipe rating.

Wastewater pipe defect has a variety of symptoms. Symptoms are related to pipe internal or external characteristics etc. Pipe repair documents would be noisier for large samples, and a sophisticated Machine Learning approach would become more difficult to understand the text with a limited training set. Hence, feature engineering of data is essential. Feature engineering plays a critical role in many texts' classification approaches. Feature engineering involves selecting a subset of informative features and combining distinct features into new features to obtain a representation that enables classification. The text classification domain typically includes all specific terms – words and concepts present in a text corpus. Even small corpora may possess tens of thousands of features, potentially requiring feature engineering for a given classification task. Domain knowledge is often used to guide the feature engineering process; for example, to identify

notes that assert the presence of defects, experts manually define dictionaries of terms related to the defects, e.g., defects and location of defects. However, manual feature engineering may require considerable effort, and the selected features and feature groups are problem and domain specific.

We propose a framework for the pipe defect rating model using the deep representation of entities using a knowledge base to reduce human efforts for the labeled data creation and feature engineering to address the above problem. The proposed framework utilizes the knowledge base lexicons for defect entities which will be used to identify the entities for the sentences from pipe repair documents. We use the pre-trained WordNet as deep representation features to eliminate the need for task-specific feature engineering for training machine learning models. To illustrate the effectiveness of the proposed model, we conducted empirical experiments on a real dataset from the Department of Engineering & Environmental Services in Shreveport, Louisiana. The advantage of WordNet features in the proposed framework. The remaining of the paper is shown as follows section 2 about the Methods and Materials. Section 3 contains the experimental results, Section 4 includes the strength and limitations, and Section 5 contains the paper's conclusion and future work.

2. Methods and Materials

We here describe the proposed pipe defect rating framework using deep representation with lexicon file. Figure.4 illustrates the schema of the proposed framework. In the first step, a rule-based NLP algorithm and ontology are developed based on experienced expert knowledge inspector and then applied to non-labeled pipe repair documents to generate lexicon files. By doing so, we can create a large set of labeled entity training data quickly. The pre-trained word embeddings are used in the second phase to map each occurrence into a deep semantic vector representation, which is then used to train machine learning techniques utilizing the deep representations as input. Finally, we use the machine learning model that has been trained to extract information from unseen pipe repair papers. Finally, the collected data will be utilized to calculate defect ratings.

The pipe defect rating is calculated by multiplying the risk factor score for defect attribute and their frequencies. Thus, the defect attribute indicates the risk factor in the pipe repair document. For instance, leakage and rupture could be identified as defects. However, the leakage causes more damage than rupture. Therefore, the leakage attribute plays a more critical than rupture in pipe defect rate calculation. These defect attributes can be used to calculate defect behavior, such as corrosion, leakage, rupture, no failure, etc. This enables the severity of all types of surface defects to be assessed quickly by knowing their axial extent and location. The pipe defect rating calculation is discussed in detail in section 2.4. For example, a general pipe repair document contains the following information, as shown in Box.1. Likewise, this assessment document includes the following information, as shown in Table 1.

Table 1: Description of Pipe repair document

Section	Description
Pipe Characteristics	Information about the physical pipe properties (Ex: Diameter, Depth, Length)
Emergency Repair	Information about the Emergency Repair (Ex: Immediate Leakage fixes)
Smoke Testing Assessment	Information about any smoke Observed from pipes (Ex: Medium smoke observed emanating from Cleanout)
Defects	Information about the pipes using CCTV Camera (Ex: Multiple Defects)
Composite Assessment	Information about the Composite Material around the pipe
Criticality Assessment	Information about the risk value of the pipe (Ex: Medium)
Capacity	Information about the pipe capacity
Summary	Information about total Major and Minor Defects

Multiple Cracks and Failures. Leaks Observed. Multiple Defects. Sags greater than 25% for more than 10 feet. Sags greater than 25% for greater than 10 feet. Fractures, Infiltration, Stain, Sags greater than 25% for greater than ten feet.

Box 1: Sample Pipe repair document

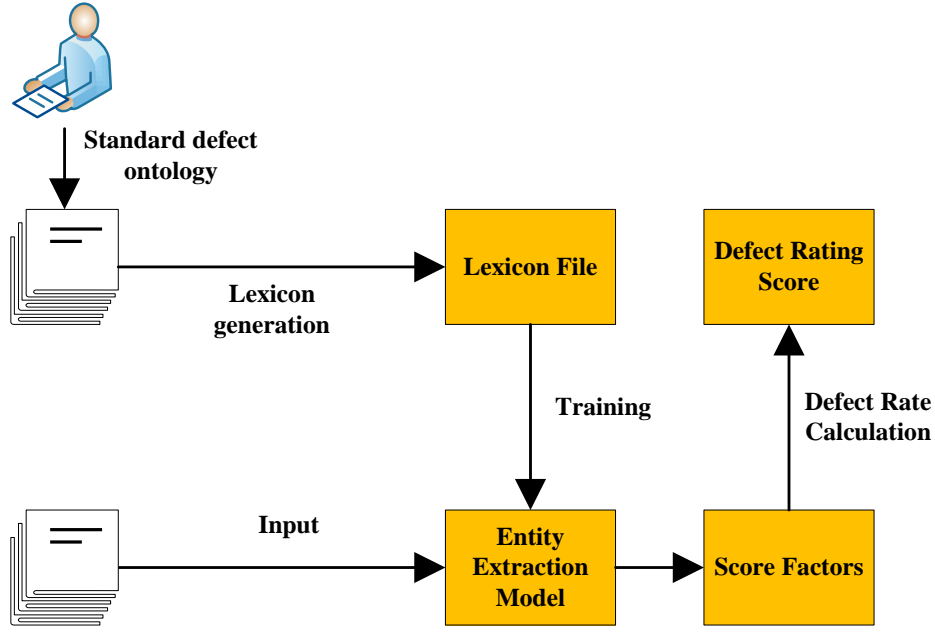


Figure.4. A framework of proposed Defect Rating Score

2.1 Lexicon generation

Building a knowledge base, a relational database with inference rules, with information collected from documents and structured sources, is known as knowledge base construction (KBC). We have built knowledge bases for pipe defects. The creation of a general list of defect attributes is referred to as defect lexicon or seed words. First, we hand-picked a list of defects for inspectors from traditional sources. After manually selecting defect attributes, each attribute was expanded with the relevant noun, verb, and adjective where possible, e.g., leak, leaking, leaked. Then, we used a knowledge-based method for identifying the new defect attributes. Knowledge-based methods exploit available lexicographical resources such as WordNet or HowNet. By searching WordNet for synonyms and antonyms of a term created a lexicon [28]. According [29], the closer two words are, the fewer iterations are necessary to identify the synonymous connection between them. The connection between terms in a knowledge base was employed in both investigations. As illustrated in Figure.5, the basic technique in these systems is to use gathered seed sets of pipe fault terms and their orientations to expand this collection of defect characteristics by searching for synonyms and antonyms in a knowledge base.

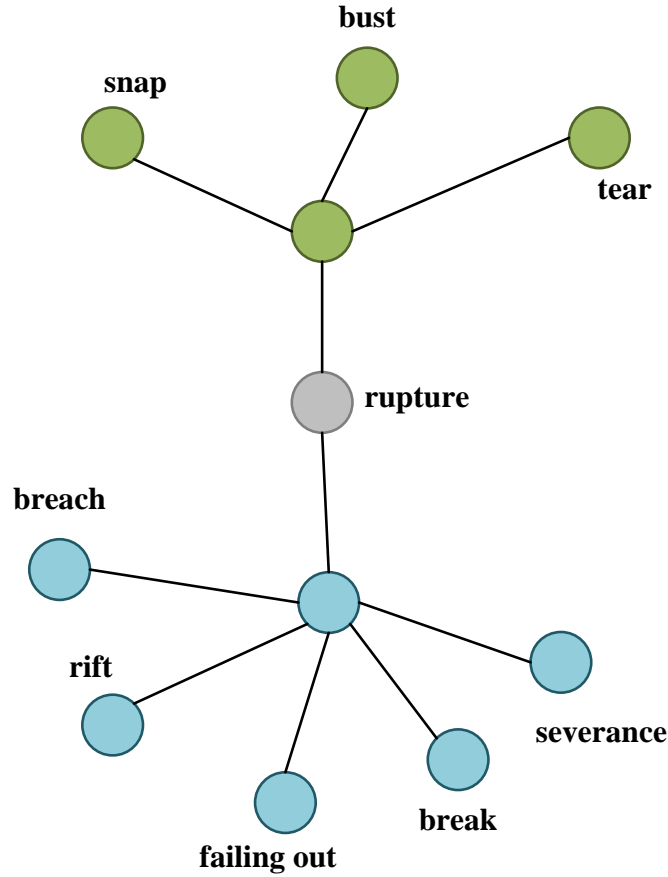


Figure.5. Sample knowledge base construction for defect term “Rupture”

There were a lot of synonyms that were off-topic and unconnected. The nature of this problem was discovered after manual tracking of individual seed keywords and their synonyms revealed ambiguous synonyms such as homonyms and antagonisms and incorrect or fuzzily interpreted synonyms. We fixed the problem by making distinct blacklists for each synonym, including redundant, misunderstood, and fuzzily understood terms. Unnecessary processing of undesirable terms was avoided in this way.

2.2 Data Set and Annotation:

A total of 3100 pipe repair documents were extracted from the Dept. of Engineering & Environmental Services' approved database by removing records with insufficient and missing information for further analysis. There was no complete information related to defect location, so we removed 130 documents and finally had 2970 pipe repair documents. We have randomly selected 500 pipe repair documents for our model. We used 80 percent of the pipe repair documents as training data and 20 percent as test data to evaluate our proposed framework for defect rating, as shown in Figure.6. The meaning of sentence and defect ratings can be interpreted in different ways by different inspectors. Manual annotation of pipe repair documents provided a gold standard

to benchmark the proposed model for pipe defect rating. Standard documents are manually annotated for entities and pipe defect rating. Entities from the lexicon files that are used as the training dataset for entity extraction. The annotation processes are described in detail using the Web-based tool for NLP-assisted text annotation. First, two annotators manually mark the list of lexical units and corresponding elements(attributes) for each sentence based on their expertise and lexicon knowledge file, which we created in section 2.1 is shown in Figure 7. Then, they will assign a defect rating using PACP Protocol to each record; the most used defect scale is the PACP Protocol manual and is listed in Table 2. PACP protocol was established to provide a standardized way of documenting features and defects identified during the inspection. PACP gives wastewater professionals a way to classify, evaluate and manage inspection data. Later these ratings are used to evaluate our proposed framework for defect rating. A statistical measure of Cohen's kappa coefficient is used to find the agreement between the two-annotator called Inter Annotator Agreement (IAA), as shown in Table 3.

Table 2: PACP Protocol

Defect Rating	Description
Defect rating 1	Reassess in ten years
Defect rating 2	Rehabilitate or replace in six to ten years
Defect rating 3	Rehabilitate or replace in three to five years.
Defect rating 4	Rehabilitate or replace in zero to two years.
Defect rating 5	Rehabilitate or replace immediately.

Table 3: Annotator Agreement Table

Entities and defect rating	IAA
Defect	0.78
Size defects	0.82
Locations of defect	0.84
Defect rating 1	0.75
Defect rating 2	0.79
Defect rating 3	0.84

Defect rating 4	0.83
Defect rating 5	0.92

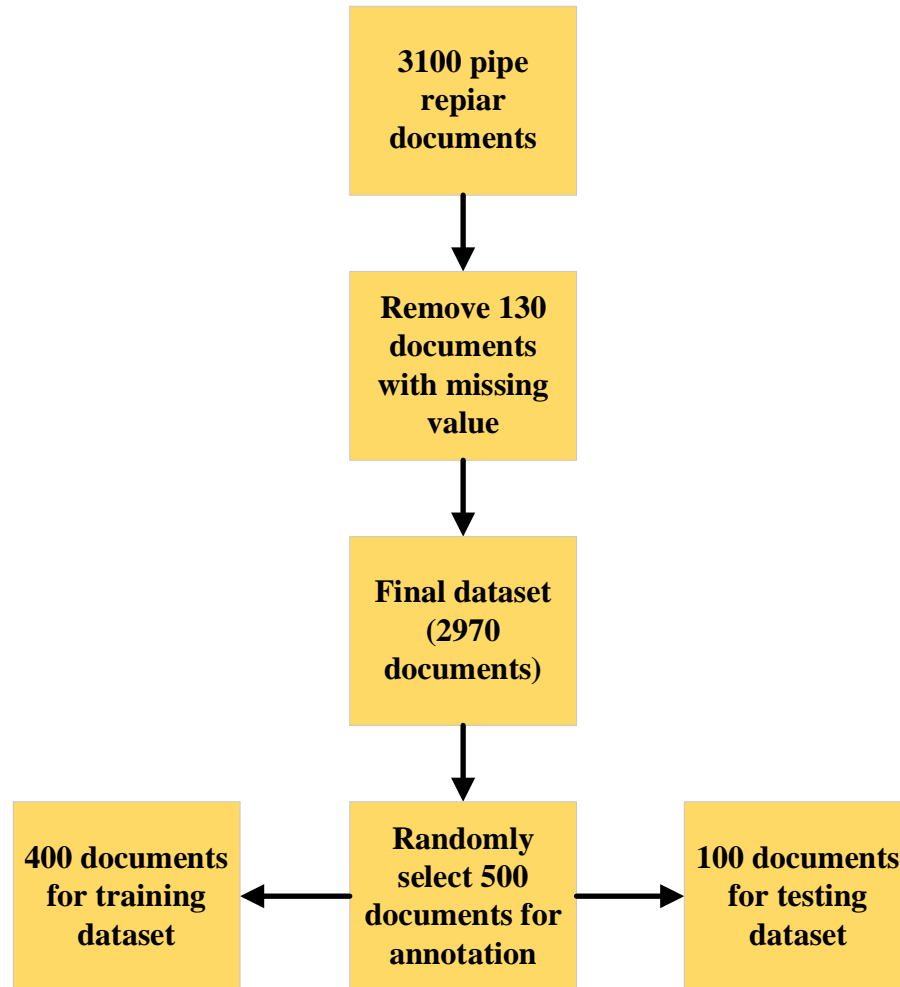


Figure.6. Overview of Pipe repair documents selection.

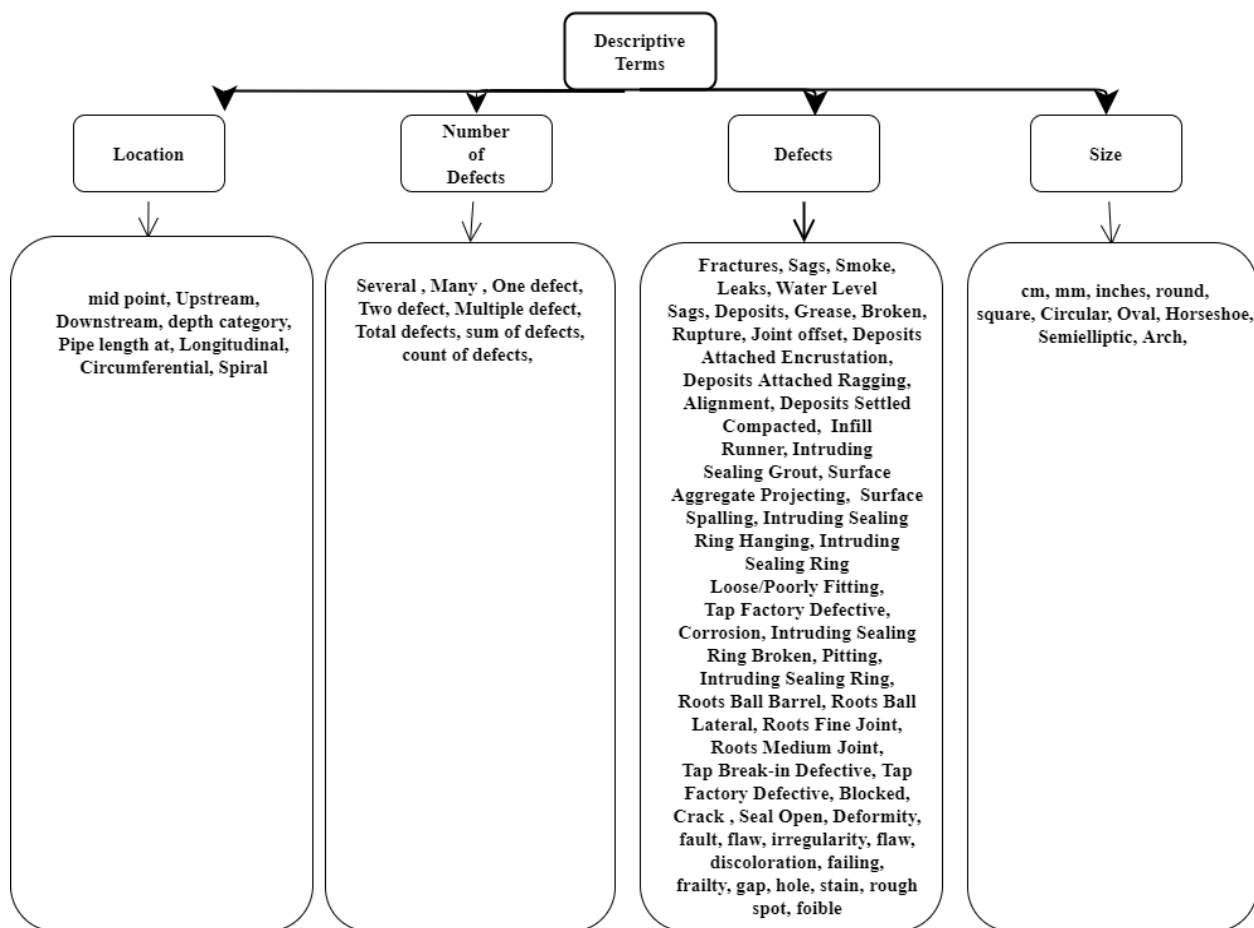


Figure 7. Descriptive terms

2.3 Entity Extraction:

We deal with unstructured pipe repair documents from multiple inspectors; we use manual rules to fix this problem. The aim of identifying sentences certain entities from the text which are used in defect rating calculations. We explained the main four entities in Table 4.

Table 4. Description of the entities

Entities	Description

Sentence boundary detection	Keywords (e.g., Number of defects, etc.), period, semicolon, numPreBlanklines, and numPostBlanklines
Defect size	Keywords (e.g., small, medium, large, etc.), the number preceding "CM," or number preceding "MM"
Location of defect	Keywords (e.g., junction, end, etc.) or distance from the end of the pipe
Number of defects	Keywords (defects, number, numerics, and multiple)

Entity Extraction aims to identify entity mentions in text and classify them into predefined entity types, as shown in Table.4. For example, “Rupture” should be recognized as a defect. A graphical representation of the entity extraction is shown in Figure.8.

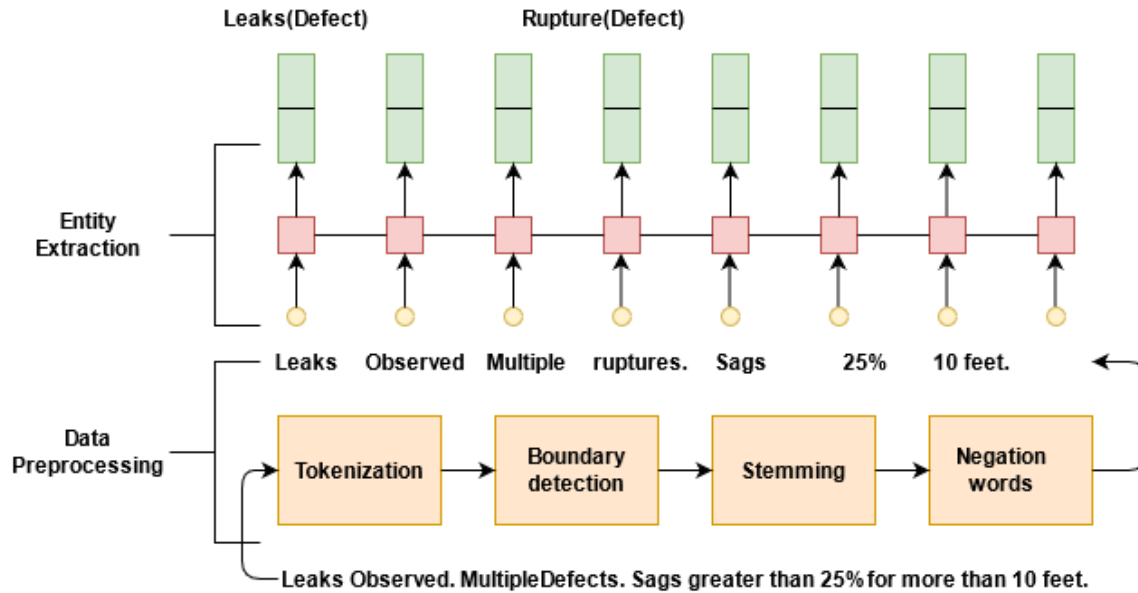


Figure.8. Graphical representation of the overview of entity extraction

Firstly, we perform data preprocessing for our text from pipe repair documents. Data preprocessing is crucial when dealing with text data because text data is unstructured data and the interpretations of the documents by different inspectors. Next, we removed all special characters in the pipe repair documents (e.g., commas in a list). Misprint in our dataset included typographical errors (e.g., "Leaks" instead of "Laeks"), and NLTK handles correction of the spelling errors. We also performed boundary detection using Stanford parser's sentence detection since it is a reasonably accurate tool in NLP[3]. Our pipe repair documents consist of many negation statements (no leaks, no defect...etc.). To identify such terms, entity or sentences, we use Negex function [30]. Lastly, we implemented a Bi-LSTM neural network. We adjoined the output vector from both forward

and backward sequences to obtain the final entity representation vector using the lexicon file we generated in section 2.1. Finally, we create the data frame for each sentence consisting of information's such as (defects, size of defect, location of defect and frequency of defects). Which we will use for defect rating calculation. The parameter settings for the entity extraction model are shown in Table 5.

Table 5. Parameter setting of the entity extraction model.

Parameter	Value
Word vector embedding size	200
Dictionary feature vector embedding size	100
# Hidden neurons for each hidden layer	300
Batch size	100
Tag Indices	4
Learning Rate	0.005
Number of epochs	10
Optimizer	Adam optimizer

2.4 Defect Rating Calculation:

The proposed defect rating calculation employs three aspects of within pipe repair document defect term frequency, the importance of a defect term and location of defect within the pipe is shown in Eq.1 to Eq.3

$$\text{Defect Rating} = \sum_{\text{Document}} w_{\text{location}} * w_{\text{negation}} * f_{\text{frequencies}} * f_{\text{symptoms}} \quad \text{Eq.1}$$

Location of defect plays an important role in defect rating. For locations, the weights are assigned based on the scores mentioned[31]. In a document, no location (Infiltration Running) may be found, or if the phrase refers to only one pipe, we choose $w_{\text{location}} = 0.9$. If the phrase is referring to many pipes, we choose $w_{\text{location}} = 0.1$. When no negation is found, $w_{\text{negation}} = 1.0$. Because the contextual referents of at least 10% of the discovered negations were discussing the issues caused by other pipes in this case, we set $w_{\text{negation}} = 0.1$. We combine expressions to get the frequencies factor $w_{\text{level}} \cdot n_{\text{level}}$ for each lexicon/term of frequency. n_{level} is the number of terms that match the sentence in each frequency lexicon. We pick weights in the lack of better knowledge or outcomes $w_0 = 0.1$, $w_1 = 0.25$, $w_2 = 0.5$, $w_3 = 0.75$, $w_4 = 0.9$ for the frequency levels. As a special case we set $w_{\text{none}} = 0.5$ and $n_{\text{none}} = 1$ such that if there isn't a frequency phrase that matches, $f_{\text{frequencies}} = 0.5$.

If the number of frequencies of the word for a feature found $f_{frequencies} = 0.5$
Else, $f_{frequencies} = \{\sum_{level=0}^3 w_{level} * n_{level}\}$ Eq.2

Similarly, the symptoms factor is the sum of $w_{lexicon} \cdot n_{lexicon}$ for each symptom lexicon. We randomly choose $w_{seed} = 1.0$, $w_{1sym} = 0.85$ and $w_{2sym} = 0.35$

$$f_{symptoms} = \{\sum_{lexicon \in \{seed, 1sym, 2sym\}} w_{lexicon} * n_{lexicon}\} \quad \text{Eq.3}$$

All the defects of the water pipes are seed words and have different levels based upon the defects in the pipes.

Example:" Frequently, there is a leakage in this pipe." It consists of only one sentence, and the location factor is 0.9 because it has only one pipe. There is no negation in this sentence or phrase, so the negation factor is 1.0. The frequency term has a weight of 0.9 for w_3 (level 3), and it matches one time(frequently), so the frequency factor is 0.9. The symptom term (leakage) matches one time and has a 1.0 (seed term) weight, so the symptom factor is 1.0.

Therefore, Defect Rating = $0.9 * 0.1 * 0.9 * 0.1 = 0.81$.

3.Results and Discussions:

The proposed framework defect rating model was trained on the training subset, and the validation subset was used to tune the hyper-parameters. Finally, the trained models were evaluated on the test subset, and the model performance was given as follows. To test our defect rating model presented in Eq. 4-7, we utilized precision, recall, accuracy, and F1 score.

$$\text{Accuracy} = \frac{\text{True positive} + \text{True Negative}}{\text{True positive} + \text{True Negative} + \text{False Positive} + \text{False Negative}} \quad \text{Eq.4}$$

$$\text{Precision} = \frac{\text{True positive} + \text{True Negative}}{\text{True positive} + \text{False Positive}} \quad \text{Eq.5}$$

$$\text{Recall} = \frac{\text{True positive}}{\text{True positive} + \text{False Negative}} \quad \text{Eq.6}$$

$$\text{F1 score} = 2 \times \frac{\text{Recall} \times \text{Precision}}{\text{Precision} + \text{Recall}} \quad \text{Eq.7}$$

For each pipe repair document, precision, recall, accuracy, and F1 score were assessed. For example, a defect rating must be correct for it to be considered accurate. To assess the models' performance, precision, recall, accuracy, and F1 score were calculated at the entity level (e.g., defect, defect size, number of defects, and defect location). For each entity versus the record level, where each record is examined independently, a precise match with the gold standard of hand annotated data is required. The proposed defect rating model achieved higher accuracy by 97.0%, 92.0%, 93.0%, 95.0%, and 98.0% for the defect rating 1, defect rating 2, defect rating 3, defect

rating 4, and defect rating 5, respectively, as shown in Table 6. After deep analysis on the results, we understood that misclassified records have complicated sentences which are very hard for model to understand and classify.

Table 6: Results for defect rating model units (%)

Defect Rating Score	Accuracy	Sensitivity	Specificity	Precision	F1
Defect rating 1	97.0	97.5	97.0	97.0	97.5
Defect rating 2	92.0	93.0	92.5	94.0	93.0
Defect rating 3	93.0	94.0	95.5	95.5	95.5
Defect rating 4	95.0	93.0	92.5	95.0	94.5
Defect rating 5	98.0	97.0	97.5	98.0	98.0

Our results indicate that we can accurately calculate the defect rating with the help of the entity extraction model. However, the defect rating model struggled to accurately calculate defect rating pipe repair documents due to less defect attributes in pipe repair documents and high disagreement between inspectors who annotated pipe repair documents.

Table 7. Results of entity extraction model units (%)

Entity tags	Accuracy	Sensitivity	Specificity	Precision	F1
Defects	92.0	94.1	92.3	95.0	93.6
Size of defect	97.5	93.6	94.8	93.2	92.4
Location of defect	95.0	91.1	96.9	97.5	93.6
Frequency of defects	96.2	95.6	93.0	94.2	95.2

To accurately assess the quality of pipes for scheduling maintenance, it is important to extract detailed information from pipe repair documents using entity extraction. Our entity extraction model identifies pipe repair attributes/ entities from the pipe repair documents. The entity extraction model's overall average accuracy for all entities is 95.1%. The F1 scores of defects, defect size, location of the defect, and frequency of defect terms/entities are 93.6%, 92.4%, 93.6%, and 95.2%, as shown in Table 7. The defect statements are represented vary from inspection to inspection. Pipes, for example, can be represented in a variety of ways, such as a 'pipeline,' a 'sewer Line,' or a 'waterline.' Our entity extraction model adapted well to different inspector reporting styles and language. Our findings show that accuracy, precision, F1-score, and recall have all improved significantly. The entity extraction accuracy of the Bi-LSTM entity model was consistently higher. Experiments revealed that using sentence boundary detection, entities, and a

domain dictionary in the tasks improved accuracy considerably, demonstrating the use of merging techniques and domain dictionaries in entity extraction tasks.

4.Strength and limitation:

Our study is groundbreaking in several ways. To our knowledge, this is the first study to look at the validity of NLP for numerous defect entities while investigating pipe repair papers for defecting ratings. Secondly, NLP research in pipe repair documents concentrates exclusively on a single defect condition, such as leaks. With the help of lexicon generation using WordNet, we created a completed set of defect Lexicon. There are multiple drawbacks to our research. The current study has one limitation. We selected a small subset of pipe repair documents to validate our results near the beginning of the proposed framework within our prospective database.

5. Conclusions and Future Work:

The present level of sewage system management differs from city to city, resulting in variations in nomenclature, inspection, condition evaluation, and wastewater pipe record-keeping. To detect pipe repair documents and extract fault ratings, NLP is a reliable and accurate approach. We've fine-tuned our NLP approaches to improve their capacity to recognize rating information appropriately based on our findings. However, more study is needed to assess the applicability and validity of NLP approaches for trenchless or building projects. There is chance to improve our algorithm by collecting more pipe related lexicon terms to train our model for different defect ratings.. In this paper, we propose accurate detection of defect rating from pipe repair documents of different locations of Shreveport. This study used a real dataset from the Department of Engineering & Environmental Services in Shreveport, Louisiana, to determine the practical importance and usability of the work. Defect Rating extraction with high accuracy shows that the proposed study will help to make decisions for pipe repair documents. NLP programs can play a valuable role in extracting and process meaningful data. In the future, we would like to develop a framework that consists of data extractions of CCTV videos using Deep learning Algorithms and feed the data for assessing the Suitability of Trenchless Technologies by the Decision Support System for installing, replacing, or rehabilitating each pipe and to reduce the methods of costs and to evaluate all the 70 technologies and helps in selecting the appropriate techniques [32-34]. NLP applications may be beneficial in the construction sector, allowing for faster and more accurate analysis while decreasing or eliminating the need for manual reviewers. Importantly, real-time NLP algorithms may be employed in the pipe area to construct automated pipe repair tracking systems, ultimately increasing pipe efficiency through regular monitoring.

Abbreviations:

NLP: Natural language processing

NLTK: Natural Language Toolkit

Reference:

1. Mohammadi, M.M., et al., *Condition prediction of sanitary sewer pipes*, in *Pipelines 2019: Condition Assessment, Construction, and Rehabilitation*. 2019, American Society of Civil Engineers Reston, VA. p. 117-126.
2. Moradi, S., et al., *Automated Anomaly Detection and Localization in Sewer Inspection Videos Using Proportional Data Modeling and Deep Learning-Based Text Recognition*. Journal of Infrastructure Systems, 2020. **26**(3): p. 04020018.
3. Malek Mohammadi, M., et al., *Sewer pipes condition prediction models: A state-of-the-art review*. Infrastructures, 2019. **4**(4): p. 64.
4. Nicklow, J., et al., *State of the art for genetic algorithms and beyond in water resources planning and management*. Journal of Water Resources Planning and Management, 2010. **136**(4): p. 412-432.
5. Vladeanu, G.J. and J.C. Matthews, *Consequence-of-failure model for risk-based asset management of wastewater pipes using AHP*. Journal of Pipeline Systems Engineering and Practice, 2019. **10**(2): p. 04019005.
6. Sai Nethra Betgeri, J.C.M., David B. Smith. *Comparison of Sewer Conditions Ratings with Repair Recommendation Reports*. in *North American Society for Trenchless Technology (NASTT) 2021*. 2021. <https://member.nastt.org/products/product/2021-TM1-T6-01>.
7. Cheng, J.C. and M. Wang, *Automated detection of sewer pipe defects in closed-circuit television images using deep learning techniques*. Automation in Construction, 2018. **95**: p. 155-171.
8. Vladeanu, G. and J. Matthews, *Wastewater pipe condition rating model using multicriteria decision analysis*. Journal of Water Resources Planning and Management, 2019. **145**(12): p. 04019058.
9. Hassan, S.I., et al., *Underground sewer pipe condition assessment based on convolutional neural networks*. Automation in Construction, 2019. **106**: p. 102849.
10. Li, S., H. Cai, and V.R. Kamat, *Integrating natural language processing and spatial reasoning for utility compliance checking*. Journal of Construction Engineering and Management, 2016. **142**(12): p. 04016074.
11. Li, D., A. Cong, and S. Guo, *Sewer damage detection from imbalanced CCTV inspection data using deep convolutional neural networks with hierarchical classification*. Automation in Construction, 2019. **101**: p. 199-208.
12. Marlow, D.R., et al., *Sewer performance reporting: factors that influence blockages*. Journal of Infrastructure Systems, 2011. **17**(1): p. 42-51.
13. Hau, Y., et al. *Defects in sewer pipe joints and water tests*. in *Proceedings of the Institution of Civil Engineers-Water Management*. 2005. Thomas Telford Ltd.
14. Shannon, R., *The failure behaviour of line pipe defects*. International Journal of Pressure Vessels and Piping, 1974. **2**(4): p. 243-255.
15. Cambria, E. and B. White, *Jumping NLP curves: A review of natural language processing research*. IEEE Computational intelligence magazine, 2014. **9**(2): p. 48-57.
16. Vadyala, S.R. and S.N. Betgeri, *Physics-Informed Neural Network Method for Solving One-Dimensional Advection Equation Using PyTorch*. arXiv preprint arXiv:2103.09662, 2021.
17. Vadyala, S.R., et al., *A Review of Physics-based Machine Learning in Civil Engineering*. arXiv preprint arXiv:2110.04600, 2021.
18. Vadyala, S.R. and S.N. Betgeri, *Predicting the spread of COVID-19 in Delhi, India using Deep Residual Recurrent Neural Networks*. arXiv preprint arXiv:2110.05477, 2021.

19. Vadyala, S.R. and E.A. Sherer, *Natural Language Processing Accurately Categorizes Indications, Findings and Pathology Reports from Multicenter Colonoscopy*. arXiv preprint arXiv:2108.11034, 2021.
20. Chi, N.-W., K.-Y. Lin, and S.-H. Hsieh, *Using ontology-based text classification to assist Job Hazard Analysis*. Advanced Engineering Informatics, 2014. **28**(4): p. 381-394.
21. Ponzetto, S.P. and R. Navigli. *Large-Scale Taxonomy Mapping for Restructuring and Integrating Wikipedia*. in *IJCAI*. 2009.
22. Le, T. and H. David Jeong, *NLP-based approach to semantic classification of heterogeneous transportation asset data terminology*. Journal of Computing in Civil Engineering, 2017. **31**(6): p. 04017057.
23. Marcus, M., *New trends in natural language processing: statistical natural language processing*. Proceedings of the National Academy of Sciences, 1995. **92**(22): p. 10052-10059.
24. V Yugandhar, B.P., BS Nethra. *Statistical Software Packages for Research In Social Sciences*. in *Recent Research Advancements in Information Technology*. 2014.
25. Vadyala, S.R., et al., *Prediction of the number of covid-19 confirmed cases based on k-means-Istm*. arXiv preprint arXiv:2006.14752, 2020.
26. Zhong, B., et al., *Convolutional neural network: Deep learning-based classification of building quality problems*. Advanced Engineering Informatics, 2019. **40**: p. 46-57.
27. Caldas, C.H. and L. Soibelman, *Automating hierarchical document classification for construction management information systems*. Automation in Construction, 2003. **12**(4): p. 395-406.
28. Hu, M. and B. Liu. *Mining and summarizing customer reviews*. in *Proceedings of the tenth ACM SIGKDD international conference on Knowledge discovery and data mining*. 2004.
29. Kamps, J., et al. *Using WordNet to measure semantic orientations of adjectives*. in *LREC*. 2004. Citeseer.
30. Toutanova, K., et al. *Feature-rich part-of-speech tagging with a cyclic dependency network*. in *Proceedings of the 2003 Human Language Technology Conference of the North American Chapter of the Association for Computational Linguistics*. 2003.
31. Lepot, M., N. Stanić, and F.H. Clemens, *A technology for sewer pipe inspection (Part 2): Experimental assessment of a new laser profiler for sewer defect detection and quantification*. Automation in Construction, 2017. **73**: p. 1-11.
32. Tixier, A.J.-P., et al., *Automated content analysis for construction safety: A natural language processing system to extract precursors and outcomes from unstructured injury reports*. Automation in Construction, 2016. **62**: p. 45-56.
33. Zhang, F., et al., *Construction site accident analysis using text mining and natural language processing techniques*. Automation in Construction, 2019. **99**: p. 238-248.
34. Matthews, J.C., et al., *Multi-segment trenchless technology method selection algorithm for buried pipelines*. Tunnelling and underground space technology, 2018. **73**: p. 295-301.