

# Influence of entropy changes on reactor period

V. V. Ryazanov

Institute for Nuclear Research, pr. Nauki, 47 Kiev, Ukraine, e-mail: [vryazan19@gmail.com](mailto:vryazan19@gmail.com)

The period of a nuclear reactor is considered as the average value of the first passage time. The reactor period is considered as a random variable. This approach makes it possible to find the effect of entropy changes on the period of the reactor during this period. Differences in the reactor periods with and without entropy changes are found. The dispersion of the reactor period is considered. The relation of entropy changes to the reactor period provides opportunities for controlling the behavior of the reactor.

Keywords: first-passage time, entropy changes, reactor period.

## 1. Introduction

The neutron flux in the reactor at different values of the neutron multiplication factor changes at different rates. The parameter of the reactor period - the time during which the neutron flux density changes by a factor of  $e$  - plays a very important role in characterizing the behavior of the reactor. Its safety depends on the period of the reactor.

Nuclear power plants operate automated control systems that continuously measure the period of the reactor. But the accuracy of such systems is not very high. In works on the kinetics of the reactor (for example, [1-12]), the contributions of the value of neutrons to the dynamics of neutrons [3, 4, 5], the role of the spatial inhomogeneity of the distribution of neutrons [1-12], as well as other effects on which the behavior of the reactor depends are shown.

In this paper, we consider the contribution to the reactor period of effects that have not been studied before, namely, entropy changes during the reactor period. The reactor period is studied using the stochastic approach of the first passage time of a certain level by a random process [13-15]. Any real physical process is accompanied by a change in entropy. It was shown in [15, 16] that this change in entropy affects the random processes that model the behavior of the physical process, including the first passage time and the moments of this random variable. In this paper, we use the Shannon entropy of the form ( $P(\Gamma)$  is the distribution of  $\Gamma$ )

$$s_\gamma = - \int P(\Gamma) \ln P(\Gamma) d\Gamma. \quad (1)$$

There are other representations of the entropy functional that satisfy the axioms that entropy must satisfy. This, for example, is the entropy of Kolmogorov-Sinai, Kullback, Tsallis, Renyi, for example, [17] et al. In [18-20], the entropy of a fractal set was studied. In [21-23], it was proposed to control the safety of the reactor along with the period of the reactor to use its stochastic analogue - the time to reach a given level by the number of neutrons. The number of neutrons in the reactor is considered as a random process.

In the present work, a simplified point model of a nuclear reactor serves as the starting point. Generalizations of this model are possible. Entropy changes include arbitrary effects on the system. And with the help of the proposed approach, it is possible to evaluate the effectiveness of various methods for controlling the behavior of the reactor (movement of rods, etc.).

In the theory of nuclear reactors, the period of the reactor is determined from the deterministic equations of neutron kinetics. However, many processes in a reactor (collisions of neutrons with nuclei, fission of nuclei, emission of neutrons, etc.) are of a probabilistic nature. Therefore, it is necessary to involve statistical methods in the study of the reactor period [21-23]. In this work, as in [21-22], the reactor period is considered as a random value of the first passage time reaching the level (in this case, it differs by  $e$  times from the initial level). On the basis of

[15], the time of the first reaching is associated with the changes in entropy during this time. In [16], using the example of mesoscopic electron transfer, it was shown that the effect of entropy changes on the process of the first passage time of reaching a level during this reaching can be significant. Therefore, such a study for the period of the reactor seems to be necessary. The distribution of the first passage time specifically for the reactor period is achieved by introducing a deterministic reactor period into the distribution as a value to the average random first passage time.

In the second section, the reactor period is associated with entropy changes over this period using the results [15] for entropy of the form (1). In the third section, the results obtained are illustrated by calculations. Brief conclusions are presented in Section 4.

## 2. Statistical description of the reactor period

It is noted in [1] that the equilibrium state of neutrons with moderator nuclei is not achieved due to the finiteness of the neutron lifetime. This fact was used in [23], where the neutron spectrum was obtained, which corresponded to the experimentally observed data. In this case, a statistical distribution is used, which contains the time it takes for a random process to reach a certain level (first-passage time [24, 25] or lifetime in terms of [26]).

In [15, 16, 24-26] the statistical distribution of the random variable the first passage time (lifetime)  $T_\gamma$  as thermodynamical value of the system was obtained. The microscopic density of this distribution in the phase space of variables  $z$  (coordinates and momenta of all particles of the system) has the form (instead of the energy of the neutron system  $u$ , one can use the neutron flux  $\Phi$ )

$$\rho(z; u, T_\gamma) = \exp\{-\theta^{-1}u - \gamma T_\gamma\} / Z(\beta, \gamma), \quad \theta^{-1} = 1 / T_1, \quad (2)$$

where  $u$  is the energy of the neutron system (we assume this value to be a random process),  $T_1$  is the temperature (in energy units),

$$Z(\beta, \gamma) = \int \exp\{-\theta^{-1}u - \gamma T_\gamma\} dz = \int \int du dT_\gamma \omega(u, T_\gamma) \exp\{-\theta^{-1}u - \gamma T_\gamma\}, \quad \theta^{-1} = 1 / T_1, \quad (3)$$

is the partition function. The transition from the left side of expression (3) to the right one corresponds to the transition from the microscopic description to the macroscopic one. The Lagrange parameters  $\theta^{-1}$  (related to the reciprocal temperature) and  $\gamma$  are determined from the equations for the averages:

$$\langle u \rangle = -\partial \ln Z / \partial \theta^{-1}; \quad \langle T_\gamma \rangle = -\partial \ln Z / \partial \gamma_{|\theta^{-1}}, \quad \theta^{-1} = 1 / T_1. \quad (4)$$

It is possible to introduce cells of an “extended” (compared to the Gibbsian) phase space with constant values  $(u, T_\gamma)$  (instead of phase cells with constant values of  $u$ ). The structure factor  $\omega(u)$  is replaced by  $\omega(u, T_\gamma)$  - the volume of the hypersurface in the phase space containing fixed values of  $u$  and  $T_\gamma$ . If  $\mu(u, T_\gamma)$  is the number of states in the phase space with parameters less than  $u$  and  $T_\gamma$ , then  $\omega(u, T_\gamma) = d^2 \mu(u, T_\gamma) / du dT_\gamma$ . In this case,  $\int \omega(u, T_\gamma) dT_\gamma = \omega(u)$ . The function  $\omega(u, T_\gamma)$  reflects the internal properties of the system. At the mesoscopic level, this function corresponds to a random process, and  $\omega(u, T_\gamma)$  is the joint probability density of unperturbed (when  $\gamma=0$  and  $\theta^{-1} = \theta^{-1}_{eq}$  is an equilibrium state (or some stationary non-equilibrium) and without external influences) values  $u, T_\gamma$ , understood as a stationary distribution of this process. Distribution (2)-(3) generalizes the Gibbs distribution, in which  $\gamma=0$ , and is valid for stationary non-equilibrium systems, including the ensemble of neutrons in the reactor (in the stationary state).

The joint distribution density of random variables  $u$  and  $T_\gamma$  is equal to

$$p(u, T_\gamma) = \int \delta(u - u(z)) \delta(T_\gamma - T_\gamma(z)) \rho(z; u(z), T_\gamma(z)) dz =$$

$$\rho(u, T_\gamma) \omega(u, T_\gamma) = \exp\{-\theta^{-1}u - \gamma T_\gamma\} \omega(u, T_\gamma) / Z(\beta, \gamma). \quad (5)$$

Integrating (5) over  $T_\gamma$ , we obtain a distribution for the neutron energy  $u$  of the form

$$p(u) = \int p(u, T_\gamma) dT_\gamma = \frac{e^{-u/\theta}}{Z(\beta, \gamma)} \int_0^\infty \omega(u, T_\gamma) e^{-\gamma T_\gamma} dT_\gamma, \quad \theta^{-1} = 1/T. \quad (6)$$

In accordance with the assumptions about the form of the function  $\omega(u, T_\gamma)$ , we rewrite it in the form

$$\omega(u, T_\gamma) = \omega(u) \omega_l(u, T_\gamma) = \omega(u) \sum_{i=0}^n P_i f_i(T_\gamma, u). \quad (7)$$

Expression (7) assumes that the system has  $n+1$  classes of ergodic states,  $P_i$  is the probability that the system is in the  $i$ -th class of ergodic states,  $f_i(T_\gamma, u)$  is the probability density that the system is in the  $i$ -th class ergodic states, the first passage time is equal to  $T_\gamma$ . The expression under the integral on the right side of (6) determines the non-equilibrium part of the distribution. By setting the function (7), the correspondence of the distribution parameter  $T_\gamma$  in (2) with the period of the nuclear reactor is determined.

Let us consider as a statistical system a system of neutrons in a nuclear reactor. As classes of ergodic states, we consider prompt neutrons (zero class) and  $n$  groups of delayed neutrons emitted by the corresponding precursor nuclei. If we choose the function  $f_i$ , for example, in (7) in the form of a gamma distribution

$$f_i(x) = \frac{1}{\Gamma(\alpha_i)} \frac{1}{b_i^{\alpha_i}} x^{\alpha_i-1} e^{-x/b_i}, \quad x > 0, \quad f_i(x) = 0; \quad x < 0; \quad \int_0^\infty e^{-\gamma_i x} f_i(x) dx = (1 + \gamma_i b_i)^{-\alpha_i}, \quad (8)$$

where  $\Gamma(\alpha)$  is the gamma function,  $b_i$ ,  $\alpha_i$  - distribution parameters, and put  $b_i \alpha_i = T_{\gamma 0i}$ , ( $T_{\gamma 0i}$  are the unperturbed average lifetimes of the system in  $i$ -th states [15, 16, 24-26]),  $\alpha_i = \gamma_i / \lambda_i$ , where  $\lambda_i$  is the intensity of entry into the  $i$ -th subsystem in a state of dynamic equilibrium,  $\gamma = \gamma$  in the  $i$ -th subsystem, then from (5)-(8) we obtain that

$$(1 + \gamma_i b_i)^{-\alpha_i} = (1 + \lambda_i T_{\gamma 0i})^{-\gamma_i / \lambda_i}; \quad p(u) = \int p(u, T_\gamma) dT_\gamma = \frac{e^{-\theta^{-1}u} \omega(u)}{Z(\beta, \gamma)} \sum_{i=0}^n P_i / (1 + \lambda_i T_{\gamma 0i})^{\alpha_i}. \quad (9)$$

If  $f_i$  is an exponential distribution, then  $\alpha_i = 1$ ,  $\gamma_i = \lambda_i$ ,  $b_i = T_{\gamma 0i}$ . For the exponential distribution when  $\alpha_i = 1$  in (8)-(9) and one class of ergodic states when  $n=0$ ,

$$(1 + \gamma T_{\gamma 0})^{-1} = \langle T_\gamma \rangle / T_{\gamma 0}, \quad (10)$$

where  $\langle T_\gamma \rangle$  is the average lifetime of the system obtained from (3)-(4), (7)-(8) [15, 16, 24-26], we have a situation where only prompt neutrons are taken into account. For neutrons in a nuclear reactor  $\langle T_\gamma \rangle = |1/\omega| = T$ , where  $|1/\omega| = T$  is the reactor period;

$$\langle T_\gamma \rangle = l / |k - 1|, \quad \gamma l = |k - 1| - 1, \quad T_{\gamma 0} = l, \quad (11)$$

where  $l_{ef} = l / \nu \Sigma_a \sim 10^{-3}$  c is the average effective neutron lifetime in a nuclear reactor ( $\nu$  is the average neutron velocity,  $\Sigma_a$  is the neutron absorption cross section in a nuclear reactor), the neutron lifetime in the reactor is  $l = l_{ef} / (1 + L^2 B^2)$ ,  $L^2$  is the square of the length diffusion,  $B^2$  is the geometric Laplacian [1, 2],  $k$  is the effective neutron multiplication factor [1-12].

In the case of  $n$  groups of delayed neutrons, the quantities

$$\langle T_{\gamma i} \rangle = T_{\gamma 0i} (1 + \gamma_i T_{\gamma 0i})^{-1} = |1/\omega_i| = T_i \quad (12)$$

are sought as solutions to the inverse clock equation [1, 2],  $T_i$  is the reactor period. For one group of delayed neutrons, it has the form [1-4]

$$k \rho(\omega + \lambda) = \omega l_{ef} (\omega + \lambda) + \beta \omega k, \quad (13)$$

where  $\rho=(k-1)/k$  is the reactor reactivity. We assume  $\lambda=0,077 \text{ c}^{-1}$  is the decay constant of delayed neutron precursors,  $\beta=0.0065$  is the proportion of delayed neutrons. Solving equation (13), we obtain solutions

$$\omega_{0,1} = (p/2l)[\pm C - 1], \quad l = l_{ef}, \quad p = \lambda l + 1 - k + \beta k, \quad C = (1 + 4\lambda l(k-1)/p^2)^{1/2}. \quad (14)$$

We assume in (9)  $P_0=(1-\beta)$ ,  $P_1=\beta$  are the probabilities that neutrons belong to the classes of prompt and delayed neutrons, respectively,  $T_{00}=l$ ,  $T_{01}=1/\lambda$  - unperturbed average lifetimes of prompt and delayed neutrons, from (6), (9), (14) we obtain that for one group of delayed neutrons

$$p(u) = \exp\{-\theta^{-1}u\} Z^{-1} \omega(u) [2(1-\beta)/(\lambda l + \beta k + 1 - k)(1-C) + 2\beta\lambda l/(\lambda l + \beta k + 1 - k)(1+C)]; \quad (15)$$

$$C = [1 + 4\lambda l(k-1)/(\lambda l + \beta k + 1 - k)^2]^{1/2}.$$

Several groups of delayed neutrons are also taken into account. In (7), (15) we take  $\omega(u) \sim u^{-1/2}$ . The task of the time of the first achievement of the thermodynamic parameter conjugate to the random variable in the form (12), the period of the reactor, determines the random value of the first passage time by the neutron flux of a level  $e$  times different from the initial one, the period of the reactor.

Let us define partition function (3). In this case, we use expressions (3)-(4) and the approximation that the distribution of the first passage time does not depend on the random value of energy, the variables are separated, and [15]

$$Z(\theta^{-1}, \gamma) = Z_{\theta^{-1}} Z_{\gamma}, \quad Z_{\theta^{-1}} = \int e^{-\theta^{-1}u} \omega(u) du, \quad Z_{\gamma} = \int_0^{\infty} e^{-\gamma T_{\gamma}} f(T_{\gamma}) dT_{\gamma}, \quad \theta^{-1} = 1/T_1, \quad (16)$$

$$Z_{\gamma} = \int_0^{\infty} e^{-\gamma T_{\gamma}} \sum_{j=0}^n P_j f_j(T_{\gamma}, \Phi) dT_{\gamma}. \quad (17)$$

In (16), we assume that the parameters included in the distribution of the first passage time depend on the average values of the energy and flux, and not on their random values

Let us normalize the distribution for  $T_{\gamma}$ , making it dimensionless. In order for  $P(T_{\gamma})$  and  $Z_{\gamma}$  to be dimensionless, we introduce the times  $\tau_0$  and  $\tau_1$ . The distribution for  $T_{\gamma}$  takes the form

$$P(T_{\gamma}) = \frac{e^{-\gamma T_{\gamma}}}{Z_{\gamma}} [(1-\beta)(-\tau_0 \omega_0 / \bar{\tau}) e^{\omega_0 T_{\gamma}} + \beta(-\tau_1 \omega_1 / \bar{\tau}) e^{\omega_1 T_{\gamma}}]. \quad (18)$$

From the normalization condition

$$\int P(T_{\gamma}) \frac{dT_{\gamma}}{\bar{\tau}} = \frac{1}{Z_{\gamma}} [(1-\beta)(-\tau_0 \omega_0) / (\gamma - \omega_0) \bar{\tau} + \beta(-\tau_1 \omega_1) / (\gamma - \omega_1) \bar{\tau}] = 1$$

determine

$$Z_{\gamma} = [(1-\beta)(-\tau_0 \omega_0) / (\gamma - \omega_0) \bar{\tau} + \beta(-\tau_1 \omega_1) / (\gamma - \omega_1) \bar{\tau}], \quad \bar{\tau} = (1-\beta)\tau_0 + \beta\tau_1. \quad (19)$$

Comparing relations (5), (7), (17), (18), (19), we obtain that

$$\sum_{j=0}^n P_j f_j(T_{\gamma}, \Phi) = [(1-\beta)(-\tau_0 \omega_0 / \bar{\tau}) e^{\omega_0 T_{\gamma}} + \beta(-\tau_1 \omega_1 / \bar{\tau}) e^{\omega_1 T_{\gamma}}] / \bar{\tau} = \omega(T_{\gamma}), \quad (20)$$

$$\omega(u, T_{\gamma}) = \omega(u) \omega_1(u, T_{\gamma}) = \omega(u) \sum_{i=0}^n P_i f_i(T_{\gamma}, u) = \omega(u) \omega(T_{\gamma}); \quad \sum_{i=0}^n P_i f_i(T_{\gamma}, u) = \omega(T_{\gamma}).$$

The parameter  $\gamma$  of distribution (1) will be related to entropy using the generally accepted definition of entropy in statistical physics as the logarithm of the distribution density (2) averaged over this distribution,  $s = \langle \ln \rho(z, u, T_{\gamma}) \rangle$ , where brackets denote averaging. Variables are separated as in (16). In the case of one class of ergodic states, from (7) we obtain  $\omega(u, T_{\gamma}) = \omega(u) f(T_{\gamma})$ ,  $\omega(T_{\gamma}) = f(T_{\gamma})$ . The distribution density (5) is equal to

$$p(u, T_{\gamma}) = \frac{e^{-\theta^{-1}u} \omega(u)}{Z_{\theta^{-1}}} \frac{e^{-\gamma T_{\gamma}} f(T_{\gamma})}{Z_{\gamma}} = p(u) p(T_{\gamma}), \quad \text{where } Z_{\theta^{-1}}, Z_{\gamma} \text{ defined in (16). The entropy of this}$$

distribution is  $s = -k_B \int p(u, T_\gamma) \ln[p(u, T_\gamma)] du dT_\gamma = s_{\theta^{-1}} + s_\gamma$ ,  $s_{\theta^{-1}} = \theta^{-1} \bar{u} + \ln Z_{\theta^{-1}}$ ,  $s_\gamma = \gamma T_\gamma + \ln Z_\gamma$ . We took into account that for the nonequilibrium case in [27], the relation  $s = s_B + \langle s(B) \rangle$ ,  $s_B = -k_B \int p(B) \ln[p(B)] dB$ ,  $\langle s(B) \rangle = k_B \int p(B) \ln[\omega(B)] dB$  was obtained;  $B$  are random internal thermodynamic parameters, functions of dynamic variables  $z$ ; in our case  $B_1 = u$ ,  $B_2 = T_\gamma$ . The total uncertainty in the system is equal to the sum of the uncertainty of the parameters  $B$  and the average uncertainty of the dynamic variables remaining after fixing the parameter  $B$ . Expanding in a power series in powers  $\gamma$  value  $s_\gamma$ , we get  $s_\gamma = -\gamma^2 (\langle T_0^2 \rangle - \langle T_0 \rangle^2) \leq 0$ ,  $s \rightarrow s/k_B$ , entropy is divided by  $k_B$ , Boltzmann's constant.

Thus, the terms  $\int \frac{e^{-\theta^{-1}u} \omega(u)}{Z_{\theta^{-1}}} \ln[\omega(u)] du$ ,  $\int \frac{e^{-\gamma T_\gamma} f(T_\gamma)}{Z_\gamma} \ln[f(T_\gamma)] dT_\gamma$  cancel and variables are

separated as in (16), in contrast to [23], where such dependence is taken into account. Wherein  $s = s_\gamma + s_{\theta^{-1}}$  ( $s$  is the entropy density)

$$s = s_\gamma + s_{\theta^{-1}} = s_{\theta^{-1}} - \Delta = \gamma \bar{T}_\gamma + \theta^{-1} \bar{u} + \ln Z = \theta^{-1} \bar{u} + \ln Z_\beta - \Delta, \quad -\Delta = s_\gamma = s - s_{\theta^{-1}}. \quad (21)$$

We got a match with the expression  $s = \langle \ln \rho(z, u, T_\gamma) \rangle$ . Stationary part of entropy is  $s_{st} = s_{\theta^{-1}} = \theta^{-1} \bar{u} + \ln Z_{\theta^{-1}}$ . The Shannon entropy (1) is equal  $s_\gamma = \gamma \bar{T}_\gamma + \ln Z_\gamma + s_\gamma^\beta$ , where

$$s_\gamma^\beta = - \int \frac{e^{-\gamma T}}{Z_\gamma} [(1-\beta)(-\tau_0 \omega_0) e^{\omega_0 \Gamma} + \beta(-\tau_1 \omega_1) e^{\omega_1 \Gamma}] \ln[(1-\beta)(-\tau_0 \omega_0) e^{\omega_0 \Gamma} + \beta(-\tau_1 \omega_1) e^{\omega_1 \Gamma}] \frac{d\Gamma}{\bar{\tau}}. \quad (22)$$

Taking into account (20), we obtain that  $\langle s(B) \rangle = k_B \int p(B) \ln[\omega(B)] dB = -s_\gamma^\beta$ , and expression (1) leads to (23). Expression (23) has been refined in comparison with the similar expression from [15] and follows from (12), (14), (20), (21) and the definition of entropy as the average logarithm of the distribution (2);

$$-\Delta = s_\gamma = \gamma \bar{T}_\gamma + \ln Z_\gamma. \quad (23)$$

where the quantities  $Z_\gamma$ ,  $\bar{T}_\gamma$ ,  $\bar{u}_\gamma$  are defined in the relations (2)-(3), (10)-(11),  $\Delta \geq 0$ .

Note that along with the Shannon entropy, the Renyi and Tsallis entropy [17] and fractal entropy [18–20] can be used.

Expressions (20)-(21) includes the average the first passage time (4), (19), which we consider equal to the period of the reactor, taking into account the change in entropy

$$\bar{T}_\gamma = \int \Gamma P(\Gamma) \frac{d\Gamma}{\bar{\tau}} = \frac{(1-\beta)T_0(\tau_0/\bar{\tau})(1+\gamma T_1)^2 + \beta(\tau_1/\bar{\tau})T_1(1+\gamma T_0)^2}{[(1-\beta)(\tau_0/\bar{\tau})(1+\gamma T_1) + \beta(\tau_1/\bar{\tau})(1+\gamma T_0)](1+\gamma T_0)(1+\gamma T_1)}, \quad (25)$$

where according to (12), (14)

$$T_0 = -\frac{1}{\omega_0} = \frac{2l}{p(1-C)}, \quad T_1 = -\frac{1}{\omega_1} = \frac{2l}{p(1+C)}, \quad x = \tau_1/\tau_0, \quad x \cong \frac{T_1}{T_0},$$

$T_0$  and  $T_1$  are the steady and transition periods of the reactor [1, 2].

The period of the reactor (25) at  $\gamma=0$  is equal to

$$\bar{T}_{\gamma=0} = T_{00} = [(1-\beta)T_0 + \beta T_1] / (1-\beta + \beta x). \quad (26)$$

To determine the parameter  $\Delta$ , we apply the methods of estimating entropy production rates [28-30]. Estimator of dissipation that we review is the Thermodynamic Uncertainty Ratio (*TUR*) [28, 29]. The *TUR* has been proposed as an estimator of dissipation as it lower bounds the entropy production rate in stationary Markov jump processes and overdamped Langevin processes. In this case

$$\Delta_{TUR} \approx \frac{2\Phi^2}{D_\Phi}, \quad (27)$$

where  $D_\Phi = \langle \Phi^2 \rangle - \langle \Phi \rangle^2$  is neutron flux  $\Phi$  dispersion. If used to determine the average flux  $\Phi = \bar{\Phi}$  and neutron flux dispersion  $D_\Phi$  Maxwell distribution [1] under the assumption of a constant density of neutrons and fluctuations in their velocity, then;  $\Delta \rightarrow \Delta s / k_B$ ,  $k_B$  is Boltzmann's constant;  $\Delta \approx 4.41$

Similar results are obtained by using an estimator based on the first-passage ratio (*FPR*) [30], as well as the approach of extended non-equilibrium thermodynamics [31], when entropy production is proportional to the square of the neutron flux. Note that the calculations show a weak dependence of the results on the value of the parameter  $\Delta$ . For example, at  $\Delta=3$  and  $\Delta=4.4$  the results differ slightly.

Let us find the parameter  $\gamma$  from relation (23). Expanding the right side of (23) in powers of  $\gamma$  up to the second order, we obtain the relation

$$-\Delta \approx \frac{1}{2} \gamma^2 \frac{\partial \bar{T}_\gamma}{\partial \gamma} \Big|_{\gamma=0}, \quad \gamma \approx [-2\Delta / \frac{\partial \bar{T}_\gamma}{\partial \gamma} \Big|_{\gamma=0}]^{1/2}. \quad (28)$$

### 3. Results

Calculations by expressions (12)-(28) give the following results for different values of  $k$ . The red color shows the dependences on  $k$  of the reactor period, taking into account changes in entropy  $Tg5(k) = \bar{T}_\gamma$  (25); in blue, the dependences of the reactor period on  $k$  without taking into account entropy changes, in the form  $\bar{T}_{\gamma=0} = T_{00} = [(1-\beta)T_0 + \beta T_1] / (1-\beta + \beta x)$  (26).

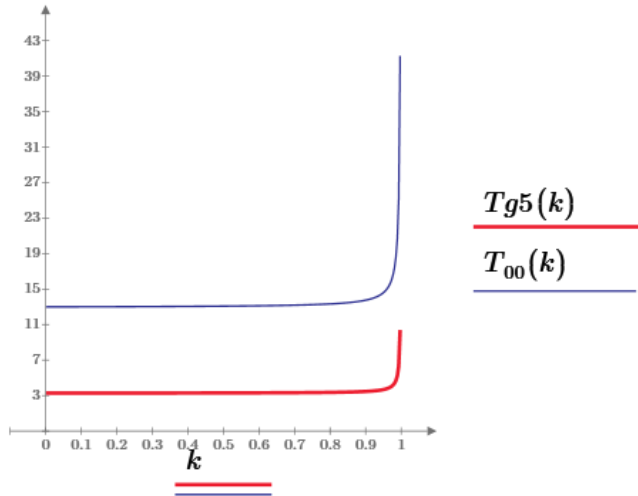


Fig. 1. Behavior of the reactor periods  $\bar{T}_g(k) = \bar{T}_\gamma(k)$  (25) (in red) taking into account changes in entropy over this period and the reactor period  $T_{00}$  (26) (in blue) without such consideration in the interval  $k: 0.001, 0.9999999$ .

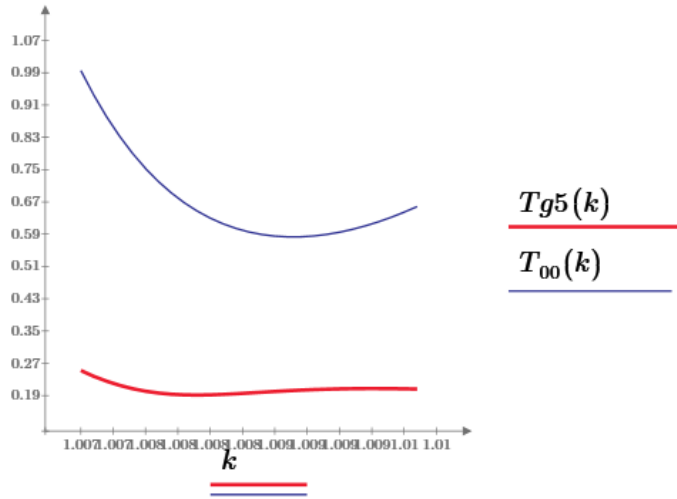


Fig. 2. Behavior of the reactor periods  $\bar{T}_g(k) = \bar{T}_\gamma(k)$  (25) (in red) taking into account changes in entropy over this period and the reactor period  $T_{00}$  (26) (in blue) without such consideration in the interval  $k$ : 1.0071, 1.0097.

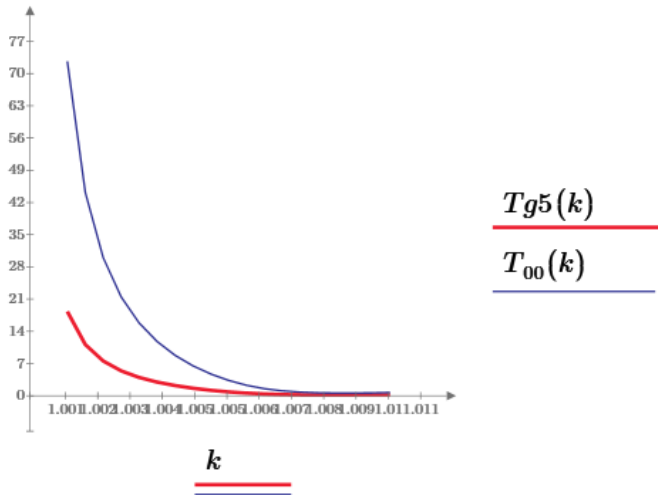


Fig. 3. Behavior of the reactor periods  $\bar{T}_g(k) = \bar{T}_\gamma(k)$  (25) (in red) taking into account changes in entropy over this period and the reactor period  $T_{00}$  (26) (in blue) without such consideration in the interval  $k$ : 1.001, 1.01.

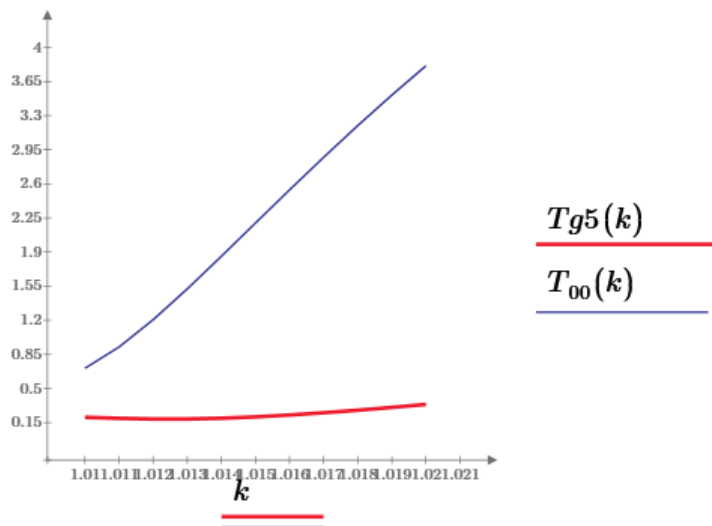


Fig. 4. Behavior of the reactor periods  $\bar{T}_g(k) = \bar{T}_\gamma(k)$  (25) (in red) taking into account changes in entropy over this period and the reactor period  $T_{00}$  (26) (in blue) without such consideration in the interval  $k$ : 1.01, 1.02.

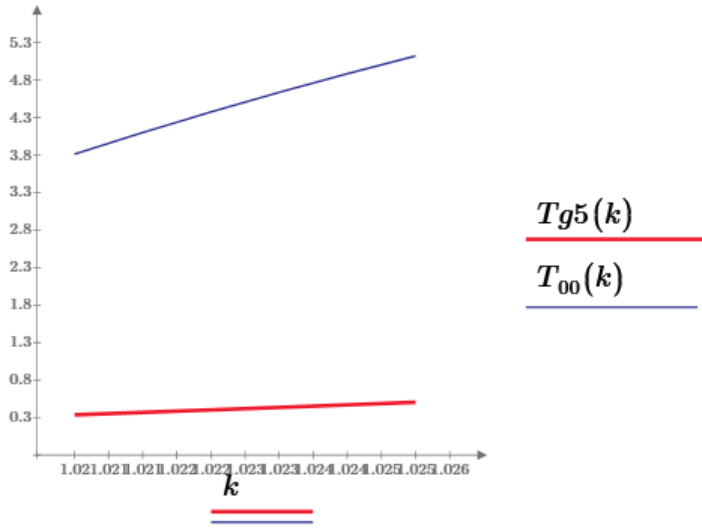


Fig. 5. Behavior of the reactor periods  $\bar{T}_g(k) = \bar{T}_\gamma(k)$  (25) (in red) taking into account changes in entropy over this period and the reactor period  $T_{00}$  (26) (in blue) without such consideration in the interval  $k$ : 1.02, 1.025.

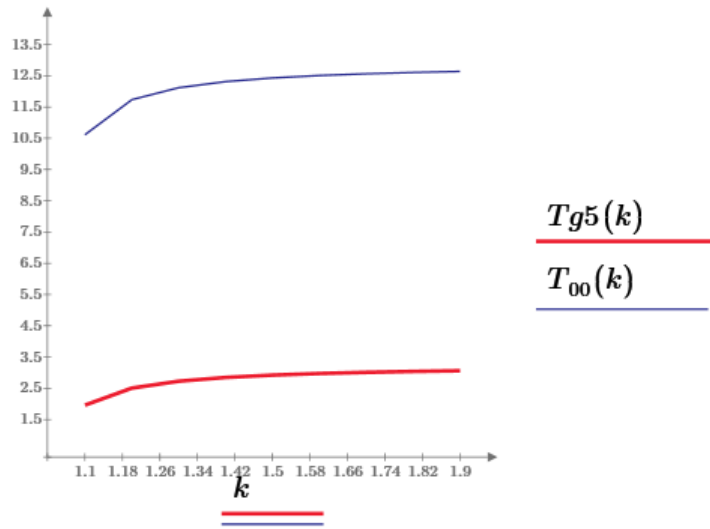


Fig. 6. Behavior of the reactor periods  $\bar{T}_g(k) = \bar{T}_\gamma(k)$  (25) (in red) taking into account changes in entropy over this period and the reactor period  $T_{00}$  (26) (in blue) without such consideration in the interval  $k$ : 1.1, 1.9.



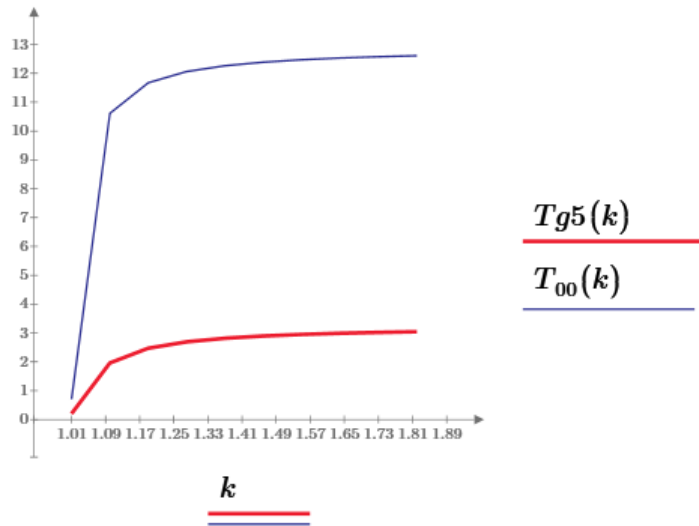


Fig. 7. Behavior of the reactor periods  $\bar{T}_g(k) = \bar{T}_\gamma(k)$  (25) (in red) taking into account changes in entropy over this period and the reactor period  $T_{00}$  (26) (in blue) without such consideration in the interval  $k$ : 1.01, 1.9.

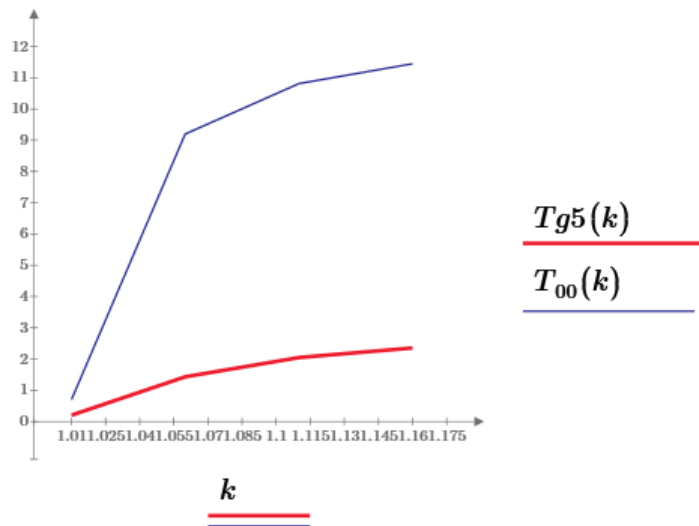


Fig. 8. Behavior of the reactor periods  $\bar{T}_g(k) = \bar{T}_\gamma(k)$  (25) (in red) taking into account changes in entropy over this period and the reactor period  $T_{00}$  (26) (in blue) without such consideration in the interval  $k$ : 1.01, 1.2.

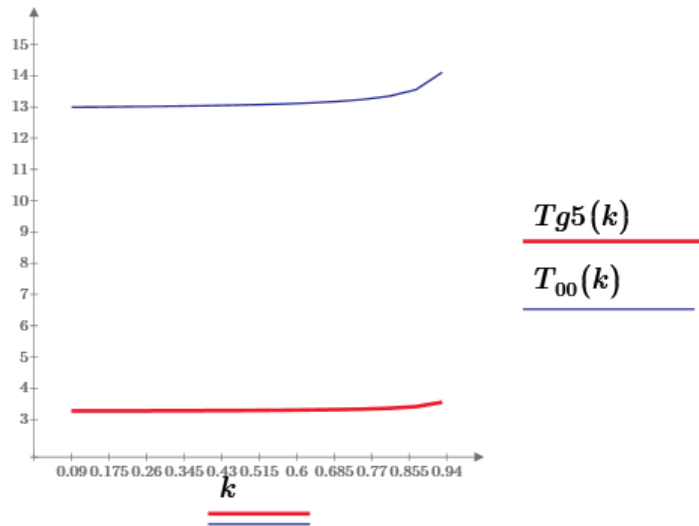


Fig. 9. Behavior of the reactor periods  $\bar{T}_g(k) = \bar{T}_\gamma(k)$  (25) (in red) taking into account changes in entropy over this period and the reactor period  $T_{00}$  (26) (in blue) without such consideration in the interval  $k$ : 0.09, 0.94.

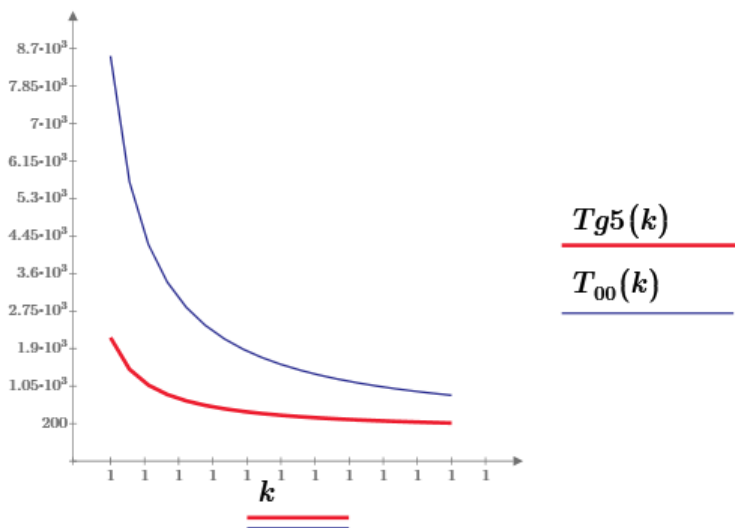


Fig. 10. Behavior of the reactor periods  $\bar{T}_g(k) = \bar{T}_\gamma(k)$  (25) (in red) taking into account changes in entropy over this period and the reactor period  $T_{00}$  (26) (in blue) without such consideration in the interval  $k$ : 1.00001, 1.0001.

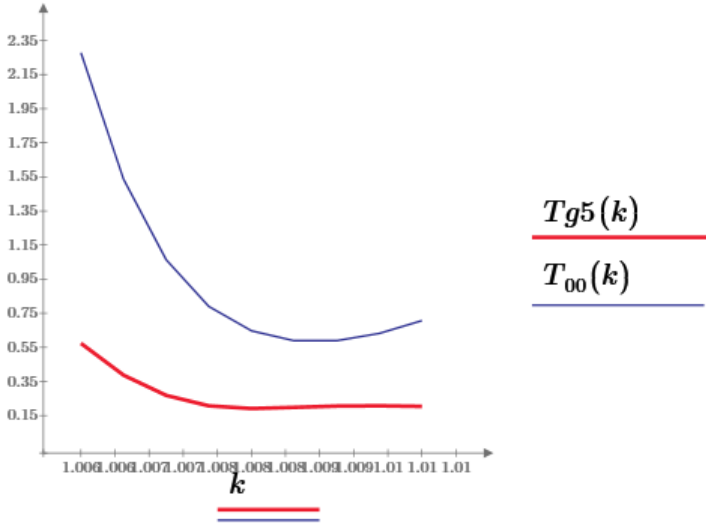


Fig. 11. Behavior of the reactor periods  $\bar{T}_g(k) = \bar{T}_\gamma(k)$  (25) (in red) taking into account changes in entropy over this period and the reactor period  $T_{00}$  (26) (in blue) without such consideration in the interval  $k$ : 1.0060, 1.01.

The expression for the reactor period, taking into account only prompt neutrons, can be obtained by tending beta to zero in the resulting expression (25).

$$\bar{T}_\gamma = \frac{(1-\beta)T_0(1-\lambda l(1-k))^2 + \beta\lambda l(1-k)T_1(1-p^2)^2 / 2p^2}{[(1-\beta)(1-\lambda l(1-k)) + \beta\lambda l(1-k)(1-p^2) / 2p^2](1-p^2)(1-\lambda l(1-k))}_{|\beta=0} \approx \frac{T_0}{1-p^2}.$$

$$\bar{T}_\gamma(\beta=0) = \frac{T_0}{1-p_0^2} \quad p_0 = p(\beta=0) = 1-k + \lambda l;$$

$\bar{T}_\gamma(\beta=0) > 0$  at  $k > 0.77 \cdot 10^{-4}$ ,  $\bar{T}_\gamma > 0$  at  $k > 0.775 \cdot 10^{-4}$ . At  $0 < k < 0.77 \cdot 10^{-4}$ ,  $\bar{T}_\gamma < 0$ . At  $k = 0.77 \cdot 10^{-4}$  jump of the period, as at  $k=1$ .

Perhaps these results will change when using a non-exponential distribution, for example, a) gamma distribution (8), when an additional parameter is found from the distribution variance; b) expansion into a series, taking into account an additional term, etc.

If the expression for entropy is generally known, then it is possible to consider with calculations the possibilities of controlling the behavior of the reactor: the contributions of the control rods, the introduction of boric acid, as well as other control possibilities, and to make their exact estimates.

Numerically evaluate the contributions to entropy changes and the corresponding changes in the average period from temperature effects, changes in pressure, volume, and many other effects (control rods, boron absorbers, reflectors, etc.), find the optimal effects by calculation, without conducting unsafe experiments.

The proposed approach makes it possible to find fundamentally new moments in the description of the behavior of the reactor. Thus, the period of the reactor is considered in a deterministic way. Representation of the reactor period as a random variable of the first-passage time makes it possible to determine not only the average value of the reactor period, but also arbitrary moments of this quantity, which is already considered as a random variable. So, from the expression (19) we find the second moment of the reactor period and the dispersion of the reactor period in the form

$$D_{T_\gamma} = \langle T_\gamma^2 \rangle - \langle T_\gamma \rangle^2 = \partial^2 \ln Z_\gamma / \partial \gamma^2 = 2[(1-\beta)(-\tau_0 \omega_0) / (\gamma - \omega_0)^3 \bar{\tau} + \beta(-\tau_1 \omega_1) / (\gamma - \omega_1)^3 \bar{\tau}] / Z_\gamma -$$

$$-([ (1-\beta)(-\tau_0 \omega_0) / (\gamma - \omega_0)^2 \bar{\tau} + \beta(-\tau_1 \omega_1) / (\gamma - \omega_1)^2 \bar{\tau} ] / Z_\gamma)^2$$

Substituting into this relation the obtained expression for the parameter  $\gamma$ , which is written in

approximate form in (28), leads to taking into account those changes in entropy in the system that occur during the period of the reactor. It is possible to write more precise expressions for  $\gamma$ .

On the Figures 12 - 15 show the behavior of the dispersion of the reactor period in the different intervals of the multiplication factor  $k$ . Behavior  $Dga(k)=D_{T_\gamma}$  is shown in red, behavior  $Dga0(k)=D_{T_\gamma|_{\gamma=0}}$  is shown in black.

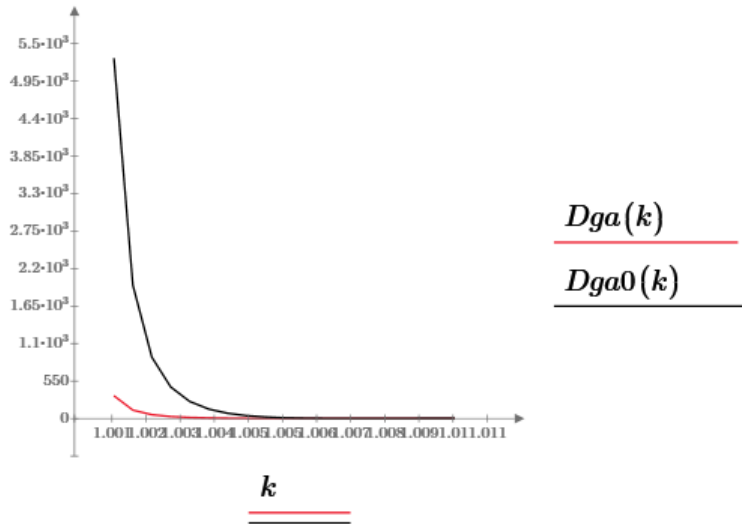


Fig. 12. The behavior of the reactor period dispersion  $D_{T_\gamma}$  (in red) taking into account changes in entropy over this period and the reactor period dispersion  $D_{T_\gamma|_{\gamma=0}}$  (in black) without such consideration in the interval  $k$ : 1.001, 1.01.

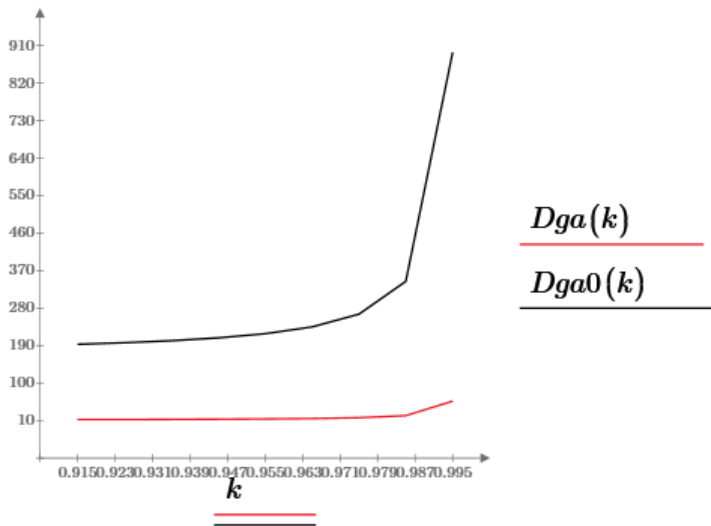


Fig. 13. The behavior of the reactor period dispersion  $D_{T_\gamma}$  (in red) taking into account changes in entropy over this period and the reactor period dispersion  $D_{T_\gamma|_{\gamma=0}}$  (in black) without such consideration in the interval  $k$ : 0.915, 0.9995.

The effect of entropy changes on the dispersion of the reactor period is noticeable for other values of  $k$ , for example, Fig. 14, for the interval  $k$ : 1.002, 1.1 and Fig. 15, for  $k$ : 1.0071, 1.0097.

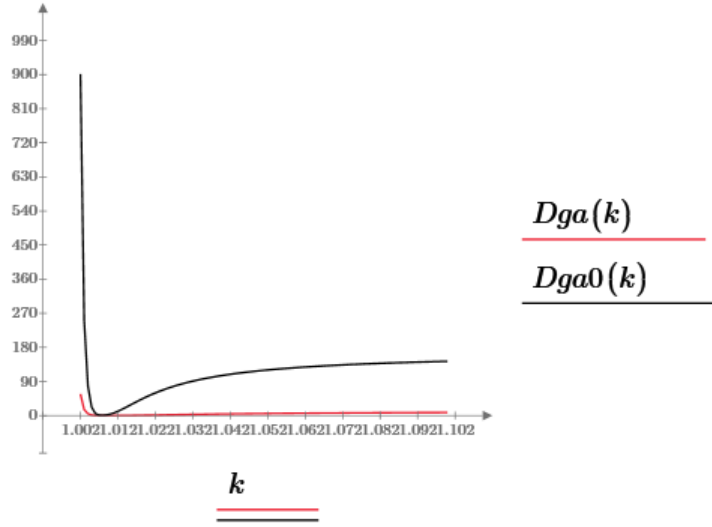


Fig. 14. The behavior of the reactor period dispersion  $D_{T_\gamma}$  (in red) taking into account changes in entropy over this period and the reactor period dispersion  $D_{T_\gamma|_{\gamma=0}}$  (in black) without such consideration in the interval  $k$ : 1.002, 1.1.

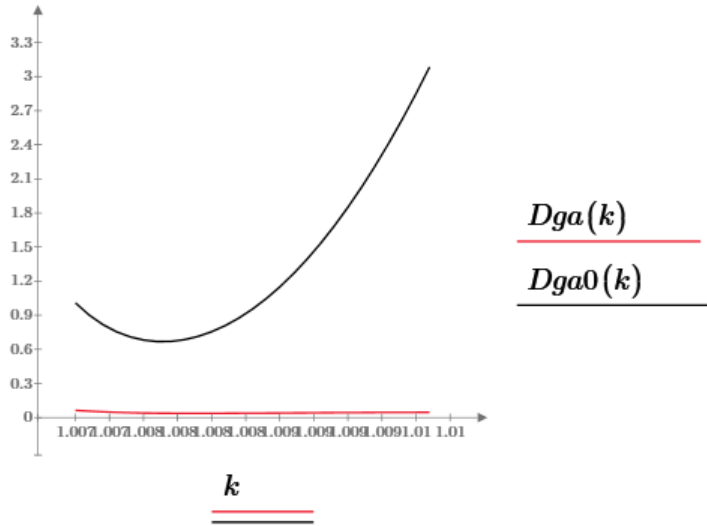


Fig. 15. The behavior of the reactor period dispersion  $D_{T_\gamma}$  (in red) taking into account changes in entropy over this period and the reactor period dispersion  $D_{T_\gamma|_{\gamma=0}}$  (in black) without such consideration in the interval  $k$ : 1.0071, 1.0097.

From a comparison of Fig. 3 and 12 it can be seen that, for example, for  $k=1.001$ , the relationship between the mean value  $\bar{T}_g(k) = \bar{T}_\gamma(k)$  and the dispersion  $D_{T_\gamma}$  is as follows:  $\bar{T}_g(k) = \bar{T}_\gamma(k = 1.001) = 18.31 \ll D_{T_\gamma}(k = 1.001) = 335.29$ . This corresponds to the exponential distribution when  $\bar{T}_\gamma(k) = 1 / \lambda$ ,  $D_{T_\gamma} = 1 / \lambda^2$ , and  $D_{T_\gamma} = 1 / \lambda^2 \approx 335.29 \approx (\bar{T}_\gamma(k))^2 = (18.31)^2 = 335.26$ . A similar situation for the gamma distribution (8), when  $\bar{T}_\gamma(k) = \alpha / \lambda$ ,  $D_{T_\gamma} = \alpha / \lambda^2$ . Perhaps that is why automated systems determine the period of the reactor inaccurately, as noted in the introduction. The root-mean-square error of experimental observations of the reactor period is 100 percent, which confirms the results of this article and the assumption that the reactor period is a random variable defined as the first passage time.

## 4. Conclusions

It can be seen from the obtained results that taking into account changes in entropy leads to a decrease in both the period of the reactor and its dispersion. Since in real physical systems in non-equilibrium processes there are always changes in entropy, the above estimates should be taken into account when calculating the period of the reactor. This is important for the safety of the reactor.

The paper considers the simplest case of stationary operation of the reactor. However, it is possible to consider other situations that are important in the processes of reactor operation.

Further important prospects for taking into account changes in entropy over the reactor period are related to the possibilities of controlling the reactor period. For example, for the most common method of reactor control - control rods - it is possible to calculate the reactor period at any position of the rods and during their movement. Such calculations will allow you to choose the optimal and safe control strategy. The same applies to the use of boric acid, the movements of reflectors, changes in temperature, pressure and other thermodynamic parameters. In addition, any other possibilities of influencing the reactor parameters (mechanical, acoustic, optical, electromagnetic, neutron, etc.) are also evaluated using this approach. The proposed approach makes it possible to choose the most effective control method.

Note that the proposed approach makes it possible to determine the dispersion of the reactor period and the effect of entropy changes on it. Thus, the stochastic description of the reactor period opens up new possibilities in the theory of nuclear reactors.

## References

1. Bartolomey G. G., Bat G. A., Baibakov V. D., Altukhov M. S. Fundamentals of the theory and methods for calculating nuclear power reactors. Ed. G. A. Bat. Moscow: Energoizdat, 1982 (in russian).
2. P. F. Zweifel, Reactor physics, New York, McGraw-Hill, 1973.
3. D. Hetrick, *Dynamics of Nuclear Kinetics*, The University of Chicago Press, Chicago and London, 1971.
4. G. R. Keepin, *Physics of Nuclear Kinetics*, Addison-Wesley Pub. Co., 1965.
5. G. I. Bell, S. Glasstone, *Nuclear Reactor Theory*, Van Nostrand Reinhold Co., 1970.
6. W. M. Stacey, *Space Time Nuclear Reactor Kinetics*, Academic Press, 1969.
7. H. P. Gupta, *Nuclear Reactor Kinetics*, Lecture Notes of INS Workshop on Developments of Computational Tools for Reactor Physics and Safety Analysis of Nuclear Reactor, Indian Nuclear Society, Mumbai, 2019.
8. A. John Arul, K. Obaidurrahman, Rajeev Ranjan Prasad, and Om Pal Singh, *Nuclear reactor kinetics*, p. 373- 447. In: *Physics of Nuclear Reactors*, Editors: P. Mohanakrishnan, Om Pal Singh, K. Umasankari, London, Academic Press, (2021).
9. Saeed A. Alameri and Ahmed K. Alkaabi, Fundamentals of nuclear reactors. Pages 27-60. In: *Nuclear Reactor Technology Development and Utilization*, edited by Salah Ud-Din Khan, Alexander V. Nakhabov, Woodhead Publishing, 2020.
10. Francisco Souto, A simple approximation to estimate the reactor period in critical assemblies, 2007, *Annals of Nuclear Energy*, **34**(4):241-247.
11. Thomas V. Holschuh, Wade R. Marcum, Modified Fuchs-Nordheim model for use in reactor pulse measurements, *Annals of Nuclear Energy*, **116** (2018) 314–318
12. Patrick F. O'Rourke, Scott D. Ramsey and Brian A. Temple, Lie group analysis of the point-reactor neutron kinetics equations for various reactivity models *Annals of Nuclear Energy*, (2021), V **160**, (2021), 108366.
13. R. Metzler, G. Oshanin and S. Redner (ed), *First-Passage Phenomena and Their Applications*, Singapore: World Scientific, 2014, 608 p.

14. J. Masoliver, *Random Processes: First-Passage and Escape*, Singapore: World Scientific, 2018, 388 p.
15. V. V. Ryazanov, First passage time and change of entropy, *Eur. Phys. J. B*, **94**, 242 (2021). <https://doi.org/10.1140/epjb/s10051-021-00246-0>
16. V. V. Ryazanov, First passage times of mesoscopic charge transport and entropy change. <https://arxiv.org/abs/2201.06497>.
17. Yu. G. Rudoi, Generalized Informational Entropy and Noncanonical Distribution in Equilibrium Statistical Mechanics, *Theoret. and Math. Phys.*, **135**:1 (2003), 451–496.
18. V. V. Ryazanov, Multifractality and chain reactions, *Safety Problems of Nuclear Power Plants and Chornobyl*, 2015, v. **24**, p. 5-14.
19. V. V. Ryazanov, Statistics of hierarchical systems and processes in nuclear reactors, *Nuclear power and the environment*, № **2** (6), 2015, p. 29-36.
20. V. V. Ryazanov, Percolation description of chain reaction behavior, *Safety Problems of Nuclear Power Plants and Chornobyl*, 2016, **26**, p. 58-68.
21. V. V. Ryazanov, Time to reach a given level of number of neutrons is stochastic analog of reactor period, *The 4-th International Conference Current Problems in Nuclear Physics and Atomic Energy (NPAE-Kyiv2012) Proceedings*, September 3 - 7, 2012. Kyiv, Ukraine, Part II, Kyiv 2013, pp. 509-513.
22. V. V. Ryazanov, Neutron number first-passage time distribution and the reactor time constant, *Atomic energy*, 2011, v **110**, № 6. p. 376-388.
23. V. V. Ryazanov, Neutron Energy Distribution in a Nuclear Reactor Taking Account of the Finiteness of the Neutron Lifetime, *Atomic energy*, 2005, v. **99**, № 5. - P. 782 - 786.
24. V. V. Ryazanov, First-passage time: a conception leading to superstatistics. I. Superstatistics with discrete distributions. Preprint: *physics/0509098*, 2005; V. V. Ryazanov, First-passage time: a conception leading to superstatistics. II. Continuous distributions and their applications. Preprint: *physics/0509099*, 2005.
25. V. V. Ryazanov, S. G. Shpyrko, First-passage time: a conception leading to superstatistics. *Condensed Matter Physics*, **9**, 1(45), 71-80 (2006).
26. V. V. Ryazanov, Lifetime distributions in the methods of non-equilibrium statistical operator and superstatistics, *European Physical Journal B*, **72**, 629–639, (2009).
27. R. L. Stratonovich, *Nonlinear Non-equilibrium Thermodynamics*, Springer, Heidelberg, 1992.
28. U. Seifert, From stochastic thermodynamics to thermodynamic inference, *Annual Review of Condensed Matter Physics*, vol. **10**, pp. 171-192, (2019).
29. T. Van Vu, V. T. Vo, and Y. Hasegawa, Entropy production estimation with optimal current, *Phys. Rev. E*, vol. **101**, p. 042138, Apr (2020).
30. Izaak Neri, Estimating Entropy Production Rates with First-Passage Processes, *J. Phys. A: Math. Theor.* **55**, 304005 (2022).
31. D. Jou, J. Casas-Vazquez, G. Lebon, *Extended Irreversible Thermodynamics*. Berlin: Springer, 2010, 442 p.