

Testing Symmetry for Bivariate Copulas using Bernstein Polynomials

Mohamed Belalia^{a,*}, Guanjie Lyu^a

^a*Department of Mathematics and Statistics, University of Windsor, Canada*

Abstract

In this paper, tests of symmetry for bivariate copulas are introduced and studied using empirical Bernstein copula. Three statistics are proposed and their asymptotic properties are established. Besides, a multiplier bootstrap Bernstein version is investigated for implementation purpose. Simulation study and real data application showed that the Bernstein tests outperform the tests based on the empirical copula.

Keywords: Empirical Bernstein copula, copula symmetry, multiplier bootstrap, empirical copula process.

1. Introduction

Asymmetric copulas have massive explorations and applications in recent years. It is powerful tools to capture the asymmetric dependence structure and has been applied in many fields, for instance, [Grimaldi and Serinaldi \(2006\)](#), flood frequency analysis), [Wu \(2014\)](#), reliability modeling) and [Zhang et al. \(2018\)](#), ocean data modeling). In the meantime, testing and identifying the symmetry nature of a copula are getting more attentions. [Genest et al. \(2012\)](#) proposed tests based on empirical copula, [Bahraoui et al. \(2018\)](#) used empirical copula characteristic function to construct the test, [Jaser and Min \(2020\)](#) developed a test by representing copula as a mixture of two conditional distribution functions, [Beare and Seo \(2020\)](#) studied a randomization procedure and so on. For d -variate symmetry tests, [Bahraoui and Quessy \(2021\)](#) investigated tests based on Lévy measures.

In this work, we deal with symmetry tests of bivariate copulas by using empirical Bernstein copula. Specifically, consider a continuous random pair (X, Y) with distribution function $S(x, y) = \mathbb{P}(X \leq x, Y \leq y)$ and continuous margin F and G . According to [Sklar \(1959\)](#), there exists a unique copula function C such that

$$S(x, y) = C\{F(x), G(y)\} = C(u, v).$$

To detect the symmetry of copula C , the hypothesis test is

$$\mathcal{H}_0 : C(u, v) = C(v, u) \quad \text{versus} \quad \mathcal{H}_1 : C(u, v) \neq C(v, u).$$

The symmetry property of bivariate copulas has intimate relation with the symmetry of corresponding random pairs and was discussed in [Nelsen \(1993, 2006, 2007\)](#). It was shown that X and Y are exchangeable, *i.e.*, $S(X, Y) = S(Y, X)$ if and only if $F = G$ and $C(u, v) = C(v, u)$ for $(u, v) \in [0, 1]^2$. Specifically, for identically distributed margins, the symmetry structure of

*Corresponding author

Email addresses: Mohamed.Belalia@uwindsor.ca (Mohamed Belalia), lvgl@uwindsor.ca (Guanjie Lyu)

the copula can determine the exchangeability of the random variables X and Y . Identifying the equality of margins is well-developed and can be investigated using Kolmogorov–Smirnov test or Cramér–von Mises test. For a positively dependent survival data setting, see [Fujii \(1989\)](#) and for a high-dimensional data setting, see [Cousido-Rocha et al. \(2019\)](#). As the equality of margins was already discussed vigorously by many others, the contribution of detecting the symmetry of copula turns more attracting for deciding the exchangeability of two random variables.

This paper is structured as follows. In section 2, the new tests statistics are presented and their asymptotic behaviours are examined. In section 3, simulation study is conducted and empirical Bernstein copula version multiplier bootstrap is implemented.

2. New Statistics Based on Empirical Bernstein Copula

2.1. Descriptive of the Test Statistics

Let $(X_1, Y_1), \dots, (X_n, Y_n)$ be a random sample from a bivariate distribution S with continuous margin F and G . Let C be the associated copula of F and G . The empirical copula ([Rüschendorf, 1976](#)) is defined as

$$\hat{C}_n(u, v) = \frac{1}{n} \sum_{i=1}^n \mathbb{I}(\hat{U}_i \leq u, \hat{V}_i \leq v), \quad (1)$$

where $\hat{U}_i = F_n(X_i) = n^{-1} \sum_{j=1}^n \mathbb{I}(X_j \leq X_i)$ and $\hat{V}_i = G_n(Y_i) = n^{-1} \sum_{j=1}^n \mathbb{I}(Y_j \leq Y_i)$ are the empirical distributions of the margins.

The empirical copula is widely used for construction of nonparametric tests in the literatures, however, it is not a continuous estimator for C , which mismatches the continuity definition of copula. To overcome this drawback, smoothed empirical copulas were developed, for example, [Morettin et al. \(2010\)](#) introduced wavelet-smoothed empirical copula for time series data, [Gijbels and Mielniczuk \(1990\)](#), [Fermanian et al. \(2004\)](#), [Chen and Huang \(2007\)](#), [Omelka et al. \(2009\)](#) considered kernel-smoothed empirical copula and [Genest et al. \(2017\)](#) proposed empirical checkerboard copula. Here, the empirical Bernstein copula (see, [Sancetta and Satchell \(2004\)](#), [Janssen et al. \(2012\)](#), [Belalia et al. \(2017\)](#)) is applied. This method has more appealing boundary properties for smoothing empirical distribution comparing with kernel method. Besides, the support of bivariate copula is $[0, 1]^2$ which meets the Bernstein polynomials assumption perfectly.

The empirical Bernstein copula estimator of order m is defined as

$$\begin{aligned} \hat{C}_{n,m}(u, v) &= \sum_{k=0}^m \sum_{\ell=0}^m \hat{C}_n(k/m, \ell/m) P_{m,k}(u) P_{m,\ell}(v) \\ &= \frac{1}{n} \sum_{i=1}^n \left[\sum_{k=0}^m \sum_{\ell=0}^m \mathbb{I}(\hat{U}_i \leq k/m, \hat{V}_i \leq \ell/m) P_{m,k}(u) P_{m,\ell}(v) \right], \end{aligned} \quad (2)$$

where $P_{m,k}(u) = \binom{m}{k} u^k (1-u)^{m-k}$ is the Binomial probability mass function. Note that, if the degree of Bernstein polynomials m is equal to the sample size n , the estimator (2) turns out to be the empirical Beta copula developed by [Segers et al. \(2017\)](#). Based on the empirical Bernstein copula, three statistics are proposed to test the symmetry as following,

$$R_{n,m} = \int_0^1 \int_0^1 \left\{ \hat{C}_{n,m}(u, v) - \hat{C}_{n,m}(v, u) \right\}^2 du dv,$$

$$\begin{aligned}
S_{n,m} &= \int_0^1 \int_0^1 \left\{ \widehat{C}_{n,m}(u, v) - \widehat{C}_{n,m}(v, u) \right\}^2 d\widehat{C}_n(u, v), \\
T_{n,m} &= \sup_{(u,v) \in [0,1]^2} |\widehat{C}_{n,m}(u, v) - \widehat{C}_{n,m}(v, u)|.
\end{aligned} \tag{3}$$

These three statistics are analogues of which in [Genest et al. \(2012\)](#).

2.2. Asymptotic Behaviour of the Test Statistics

Assumptions are needed to make the discussions feasible. For clarity, the following definition is drawn from [Genest et al. \(2012, Definition 1\)](#).

Definition 1. A bivariate copula C is said to be regular if

- (i) the partial derivatives $\dot{C}_1(u, v) = \partial C(u, v)/\partial u$ and $\dot{C}_2(u, v) = \partial C(u, v)/\partial v$ exist everywhere on $[0, 1]^2$, where by convention, one-sided derivatives are used at the boundary points;
- (ii) \dot{C}_1 is continuous on $(0, 1) \times [0, 1]$ and \dot{C}_2 is continuous on $[0, 1] \times (0, 1)$.

Let $\widehat{\mathbb{C}}_{n,m}, \widehat{\mathbb{D}}_{n,m}$ denote the empirical Bernstein copula process and symmetrised empirical Bernstein copula process with

$$\widehat{\mathbb{C}}_{n,m}(u, v) = n^{1/2} \left\{ \widehat{C}_{n,m}(u, v) - C(u, v) \right\}, \quad \widehat{\mathbb{D}}_{n,m}(u, v) = n^{1/2} \left\{ \widehat{C}_{n,m}(u, v) - \widehat{C}_{n,m}(v, u) \right\},$$

for all $(u, v) \in [0, 1]^2$. From the work of [Segers et al. \(2017\)](#), suppose C is regular and $\liminf_{n \rightarrow \infty} \{m/n\} > 0$, then, in $\ell^\infty([0, 1]^2)$ (the Banach space of all real-valued, bounded functions on $[0, 1]^2$, equipped with supremum),

$$\widehat{\mathbb{C}}_{n,m}(u, v) \rightsquigarrow \widehat{\mathbb{C}}(u, v) = \mathbb{C}(u, v) - \dot{C}_1(u, v)\mathbb{C}(u, 1) - \dot{C}_2(u, v)\mathbb{C}(1, v), \quad \text{as } n \rightarrow \infty,$$

where \mathbb{C} is a C -Brownian bridge whose covariance function is

$$\Gamma_{\mathbb{C}}(u, v, s, t) = C(\min(u, s), \min(v, t)) - C(u, v)C(s, t),$$

for $(u, v), (s, t) \in [0, 1]^2$ and “ \rightsquigarrow ” stands for the weak convergence. Based on this result, the weak convergence of the empirical Bernstein process is presented in the following theorem.

Theorem 1. If C is a regular symmetric copula, if $m \rightarrow \infty$ as $n \rightarrow \infty$ and $\liminf_{n \rightarrow \infty} \{m/n\} > 0$, then as $n \rightarrow \infty$, $\widehat{\mathbb{D}}_{n,m}$ converges weakly to $\widehat{\mathbb{D}}$ which is defined as

$$\widehat{\mathbb{D}}(u, v) = \mathbb{D}(u, v) - \dot{C}_1(u, v)\mathbb{D}(u, 1) - \dot{C}_2(u, v)\mathbb{D}(1, v),$$

for all $(u, v) \in [0, 1]^2$, where \mathbb{D} is a C -Brownian bridge with covariance function given at each $(u, v), (s, t) \in [0, 1]^2$ by $\Gamma_{\mathbb{D}}(u, v, s, t) = 2\{\Gamma_{\mathbb{C}}(u, v, s, t) - \Gamma_{\mathbb{C}}(u, v, t, s)\}$.

Proof of Theorem 1: Since under those conditions, $\widehat{\mathbb{D}}_{n,m}(u, v) = \widehat{\mathbb{C}}_{n,m}(u, v) - \widehat{\mathbb{C}}_{n,m}(v, u)$, and $\widehat{\mathbb{C}}_{n,m} \rightsquigarrow \widehat{\mathbb{C}}$ as $n \rightarrow \infty$, by continuous mapping theorem,

$$\widehat{\mathbb{D}}_{n,m} \rightsquigarrow \widehat{\mathbb{D}},$$

where $\widehat{\mathbb{D}}(u, v) = \widehat{\mathbb{C}}(u, v) - \widehat{\mathbb{C}}(v, u)$. □

Mimicking the arguments from [Genest et al. \(2012, Proof of Proposition 3\)](#) and replacing $(\widehat{\mathbb{D}}_n, \widehat{\mathbb{C}}_n)$ with $(\widehat{\mathbb{D}}_{n,m}, \widehat{\mathbb{C}}_{n,m})$, the asymptotic behaviours of the test statistics under the null hypothesis are given as follows.

Theorem 2. *If C is a regular symmetric copula, if $m \rightarrow \infty$ as $n \rightarrow \infty$ and $\liminf_{n \rightarrow \infty} \{m/n\} > 0$, then as $n \rightarrow \infty$,*

$$\begin{aligned} nR_{n,m} &= \int_0^1 \int_0^1 \{\widehat{\mathbb{D}}_{n,m}(u, v)\}^2 du dv \rightsquigarrow \mathbb{D}_R = \int_0^1 \int_0^1 \{\widehat{\mathbb{D}}(u, v)\}^2 du dv, \\ nS_{n,m} &= \int_0^1 \int_0^1 \{\widehat{\mathbb{D}}_{n,m}(u, v)\}^2 d\widehat{C}_n(u, v) \rightsquigarrow \mathbb{D}_S = \int_0^1 \int_0^1 \{\widehat{\mathbb{D}}(u, v)\}^2 dC(u, v), \\ n^{1/2}T_{n,m} &= \sup_{(u,v) \in [0,1]^2} |\widehat{\mathbb{D}}_{n,m}(u, v)| \rightsquigarrow \mathbb{D}_T = \sup_{(u,v) \in [0,1]^2} |\widehat{\mathbb{D}}(u, v)|. \end{aligned}$$

More generally, the asymptotic behaviours of the test statistics under the alternative hypothesis are given as follows.

Theorem 3. *If C is a regular copula, if $m \rightarrow \infty$ as $n \rightarrow \infty$ and $\liminf_{n \rightarrow \infty} \{m/n\} > 0$, then as $n \rightarrow \infty$,*

$$\begin{aligned} R_{n,m} &\xrightarrow{P} R(C) = \int_0^1 \int_0^1 \{C(u, v) - C(v, u)\}^2 du dv, \\ S_{n,m} &\xrightarrow{P} S(C) = \int_0^1 \int_0^1 \{C(u, v) - C(v, u)\}^2 dC(u, v), \\ T_{n,m} &\xrightarrow{P} T(C) = \sup_{(u,v) \in [0,1]^2} |C(u, v) - C(v, u)|. \end{aligned}$$

Proof of Theorem 4: The strong uniform consistency of $\widehat{C}_{n,m}$ is provided in [Janssen et al. \(2012, Theorem 1.\)](#), then by Continuous Mapping Theorem, it follows immediately that $R_{n,m}$ and $T_{n,m}$ converges in probability to $R(C)$ and $T(C)$, respectively. Further, the proof of convergence of $S_{n,m}$ is identical to [Genest et al. \(2012, Proof of Proposition 4\)](#) with replacing \widehat{C}_n with $\widehat{C}_{n,m}$. \square

3. Multiplier Bootstrap

As shown in preceding section, the asymptotic behaviours of the statistics are based on the unknown copula C , it is impossible to compute valid P-values using standard Monte Carlo procedure directly. To overcome this issue, a method called parametric bootstrap was developed. This method computes the estimated statistics under the null hypothesis as baseline and compares it with the statistics from the given data to calculate the P-values, see [Genest et al. \(2009\)](#), [Belalia et al. \(2017\)](#) and [Hudaverdi and Susam \(2020\)](#) for details. However, this method is computationally intensive. Another method circumvented the parametric estimation is preferred in the literatures, it estimates the replicates of the statistics under null hypothesis straightly and is really faster, for the application of this method, the reader is directed to [Rémillard and Scaillet \(2009\)](#), [Genest et al. \(2012\)](#) and [Bahraoui et al. \(2018\)](#).

Following the multiplier procedure in [Harder and Stadtmüller \(2017\)](#), let $H \in \mathbb{N}$ and for each $h \in \{1, \dots, H\}$, let $\boldsymbol{\xi}_n^{(h)} = (\xi_1^{(h)}, \dots, \xi_n^{(h)})$ be a vector of independent random variables with unit mean and unit variance (taking $\xi_i^{(h)} \sim \text{Exp}(1)$, $i = 1, \dots, n$). Denote the sample mean by $\bar{\xi}_n^{(h)}$, then for each h , by [Rémillard and Scaillet \(2009\)](#),

$$\mathbb{C}_n(u, v) = n^{1/2}\{C_n(u, v) - C(u, v)\} = \frac{1}{\sqrt{n}} \sum_{i=1}^n \{\mathbb{I}(U_i \leq u, V_i \leq v) - C(u, v)\} \rightsquigarrow \mathbb{C}(u, v)$$

holds with replicate

$$\begin{aligned}\bar{\mathbb{C}}_n^{(h)}(u, v) &= n^{1/2} \left\{ \frac{1}{n} \sum_{i=1}^n \xi_i^{(h)} \left[\mathbb{I}(\hat{U}_i \leq u, \hat{V}_i \leq v) - \hat{C}_n(u, v) \right] \right\}, \\ &= n^{1/2} \left\{ \frac{1}{n} \sum_{i=1}^n \left(\xi_i^{(h)} - \bar{\xi}_n^{(h)} \right) \mathbb{I}(\hat{U}_i \leq u, \hat{V}_i \leq v) \right\},\end{aligned}\quad (4)$$

where $C_n(u, v) = \frac{1}{n} \sum_{i=1}^n \mathbb{I}(U_i \leq u, V_i \leq v)$. One may notice that, those replicates are also discrete. Clearly, these replicates can be smoothed using Bernstein polynomials as in the following proposition. Under time series and sequential settings, [Kojadinovic and Yi \(2021\)](#) proposed smooth multiplier bootstraps using empirical beta copula.

Proposition 1. *For a regular copula C and suppose all partial derivatives of C up to the second order are continuous on $[0, 1]^2$, if $m \rightarrow \infty$ as $n \rightarrow \infty$ and*

$$\liminf_{n \rightarrow \infty} \{m/n\} > 0, \quad n/(m \log \log n) \rightarrow c \geq 0,$$

then for each $h \in \{1, \dots, H\}$,

$$\begin{aligned}\mathbb{C}_{n,m}(u, v) &= n^{1/2} \{C_{n,m}(u, v) - C(u, v)\} \\ &= \frac{1}{\sqrt{n}} \sum_{i=1}^n \sum_{k=0}^m \sum_{\ell=0}^m \{ \mathbb{I}(U_i \leq k/m, V_i \leq \ell/m) - C(u, v) \} P_{m,k}(u) P_{m,\ell}(v) \rightsquigarrow \mathbb{C}(u, v)\end{aligned}$$

holds with replicate

$$\bar{\mathbb{C}}_{n,m}^{(h)}(u, v) = n^{1/2} \left\{ \frac{1}{n} \sum_{i=1}^n \sum_{k=0}^m \sum_{\ell=0}^m \left(\xi_i^{(h)} - \bar{\xi}_n^{(h)} \right) \mathbb{I}(\hat{U}_i \leq k/m, \hat{V}_i \leq \ell/m) P_{m,k}(u) P_{m,\ell}(v) \right\}, \quad (5)$$

where $C_{n,m}(u, v) = \frac{1}{n} \sum_{i=1}^n \sum_{k=0}^m \sum_{\ell=0}^m \mathbb{I}(U_i \leq k/m, V_i \leq \ell/m) P_{m,k}(u) P_{m,\ell}(v)$.

Proof of Proposition 1: According to [Belalia \(2016, Corollary 1\)](#), if all partial derivatives of C up to the second order are continuous and bounded on $[0, 1]^2$, then

$$\|C_n(u, v) - C(u, v)\|_2 = n^{-1} \int_0^1 \int_0^1 \sigma^2(u, v) du dv,$$

and

$$\begin{aligned}\|C_{n,m}(u, v) - C(u, v)\|_2 &= n^{-1} \int_0^1 \int_0^1 \sigma^2(u, v) du dv - m^{-1/2} n^{-1} \int_0^1 \int_0^1 V(u, v) du dv \\ &\quad + m^{-2} \int_0^1 \int_0^1 B^2(u, v) du dv + o(m^{-2}) + o(m^{-1/2} n^{-1}),\end{aligned}$$

where $\sigma^2(u, v)$, $V(u, v)$ and $B^2(u, v)$ are defined as in [Belalia \(2016, Theorem 1\)](#). Note that, the original expression of $V(u, v)$ is not correct as pointed out in [Ouimet \(2021, Appendix B\)](#). Thus,

$$\|C_{n,m}(u, v) - C_n(u, v)\|_2 \leq -m^{-1/2} n^{-1} \int_0^1 \int_0^1 V(u, v) du dv + m^{-2} \int_0^1 \int_0^1 B^2(u, v) du dv$$

$$+ o(m^{-2}) + o(m^{-1/2}n^{-1}) = O(1).$$

Concluding that $\mathbb{C}_{n,m}(u, v) \rightsquigarrow \mathbb{C}(u, v)$. As for the replicates, by [Janssen et al. \(2012, Theorem 1, Lemma 1\)](#), if $m \rightarrow \infty$ as $n \rightarrow \infty$ and $n/(m \log \log n) \rightarrow c \geq 0$, then

$$\|\widehat{C}_n(u, v) - C(u, v)\|_{\sup} = O(n^{-1/2}(\log \log n)^{1/2}), \quad \|\widehat{C}_{n,m}(u, v) - C(u, v)\|_{\sup} = O(n^{-1/2}(\log \log n)^{1/2}),$$

thus

$$\|\widehat{C}_{n,m}(u, v) - \widehat{C}_n(u, v)\|_{\sup} = O(1).$$

Moreover, according to [Van Der Vaart and Wellner \(1996, Theorem 2.9.2\)](#), $\xi_n^{(h)} = (\xi_1^{(h)}, \dots, \xi_n^{(h)})$ is independent of $(\hat{U}_1, \hat{V}_1), \dots, (\hat{U}_n, \hat{V}_n)$, concluding that $\|\overline{\mathbb{C}}_{n,m}^{(h)}(u, v) - \overline{\mathbb{C}}_n^{(h)}(u, v)\|_{\sup} = O(1)$. \square

Thus the bootstrap replicates of $\widehat{\mathbb{C}}_{n,m}(u, v)$ for $h \in \{1, \dots, H\}$ are

$$\widehat{\mathbb{C}}_{n,m}^{(h)}(u, v) = \overline{\mathbb{C}}_{n,m}^{(h)}(u, v) - \frac{\partial \widehat{C}_{n,m}(u, v)}{\partial u} \overline{\mathbb{C}}_{n,m}^{(h)}(u, 1) - \frac{\partial \widehat{C}_{n,m}(u, v)}{\partial v} \overline{\mathbb{C}}_{n,m}^{(h)}(1, v).$$

The partial derivatives of empirical Bernstein copula were studied in [Janssen et al. \(2016\)](#), more specifically,

$$\begin{aligned} \frac{\partial \widehat{C}_{n,m}(u, v)}{\partial u} &= m \sum_{k=0}^{m-1} \sum_{\ell=0}^m \left\{ \widehat{C}_n \left(\frac{k+1}{m}, \frac{\ell}{m} \right) - \widehat{C}_n \left(\frac{k}{m}, \frac{\ell}{m} \right) \right\} P_{m-1,k}(u) P_{m,\ell}(v), \\ \frac{\partial \widehat{C}_{n,m}(u, v)}{\partial v} &= m \sum_{k=0}^m \sum_{\ell=0}^{m-1} \left\{ \widehat{C}_n \left(\frac{k}{m}, \frac{\ell+1}{m} \right) - \widehat{C}_n \left(\frac{k}{m}, \frac{\ell}{m} \right) \right\} P_{m,k}(u) P_{m-1,\ell}(v). \end{aligned}$$

Unlike the empirical copula, the partial derivatives of Bernstein empirical copula can be obtained directly without any further estimations. According to [Janssen et al. \(2016, Theorem 1\)](#), under assumptions in Proposition 1, $\frac{\partial \widehat{C}_{n,m}(u, v)}{\partial u}$ and $\dot{C}_1(u, v)$ are asymptotically equivalent.

Further, due to the fact that under the null hypothesis

$$\dot{C}_1(u, v) = \dot{C}_2(v, u),$$

and applying Slutsky's Theorem, the bootstrap replicates for symmetrised empirical Bernstein copula process are given in the following theorem.

Theorem 4. *Let C be a regular symmetric copula satisfying assumptions in Proposition 1. Then*

$$\left(\widehat{\mathbb{D}}_{n,m}, \widehat{\mathbb{D}}_{n,m}^{(1)}, \dots, \widehat{\mathbb{D}}_{n,m}^{(H)} \right) \rightsquigarrow \left(\widehat{\mathbb{D}}, \widehat{\mathbb{D}}^{(1)}, \dots, \widehat{\mathbb{D}}^{(H)} \right),$$

as $n \rightarrow \infty$, providing that for each $h \in \{1, \dots, H\}$,

$$\begin{aligned} \widehat{\mathbb{D}}_{n,m}^{(h)}(u, v) &= \widehat{\mathbb{C}}_{n,m}^{(h)}(u, v) - \widehat{\mathbb{C}}_{n,m}^{(h)}(v, u) \\ &= \overline{\mathbb{D}}_{n,m}^{(h)}(u, v) + \frac{\partial \widehat{C}_{n,m}(u, v)}{\partial u} \overline{\mathbb{D}}_{n,m}^{(h)}(u, 1) - \frac{\partial \widehat{C}_{n,m}(u, v)}{\partial v} \overline{\mathbb{D}}_{n,m}^{(h)}(1, v), \end{aligned}$$

where $\overline{\mathbb{D}}_{n,m}^{(h)}(u, v) = \overline{\mathbb{C}}_{n,m}^{(h)}(u, v) - \overline{\mathbb{C}}_{n,m}^{(h)}(v, u)$.

Combining Theorem 2 and Theorem 4, the asymptotic properties of replicates of statistics defined as (3) are shown in the following corollary.

Corollary 1. *Suppose that the assumptions of Theorem 4 are satisfied, then as $n \rightarrow \infty$, for all $H \in \mathbb{N}$,*

$$\begin{aligned} (nR_{n,m}, nR_{n,m}^{(1)}, \dots, nR_{n,m}^{(H)}) &\rightsquigarrow (\mathbb{D}_R, \mathbb{D}_R^{(1)}, \dots, \mathbb{D}_R^{(H)}), \\ (nS_{n,m}, nS_{n,m}^{(1)}, \dots, nS_{n,m}^{(H)}) &\rightsquigarrow (\mathbb{D}_S, \mathbb{D}_S^{(1)}, \dots, \mathbb{D}_S^{(H)}), \\ (nT_{n,m}, nT_{n,m}^{(1)}, \dots, nT_{n,m}^{(H)}) &\rightsquigarrow (\mathbb{D}_T, \mathbb{D}_T^{(1)}, \dots, \mathbb{D}_T^{(H)}). \end{aligned}$$

It follows directly from Corollary 1 that P-values of the statistics can be computed as

$$\frac{1}{H} \sum_{h=1}^H \mathbb{I}(R_{n,m}^{(h)} \geq R_{n,m}), \quad \frac{1}{H} \sum_{h=1}^H \mathbb{I}(S_{n,m}^{(h)} \geq S_{n,m}), \quad \frac{1}{H} \sum_{h=1}^H \mathbb{I}(T_{n,m}^{(h)} \geq T_{n,m}).$$

With these P-values, it is feasible to obtain the empirical level and power as shown in the next section.

4. Finite Sample Performance

The finite sample performance is investigated in this section. All the tests were conducted with 500 repetitions under 5% nominal level using $H=200$ multiplier replicates, also since the statistics shown in the Theorem 2 involve integration, a discrete approximation is applied with 20 grids. To show the improvement of empirical Bernstein copulas tests, empirical level and power of the proposed tests were compared with tests in Genest et al. (2012).

Model	n	R_n	$R_{n,m}$	S_n	$S_{n,m}$	T_n	$T_{n,m}$
$\tau = 0.25$							
Gaussian	50	1.2	2.0	3.2	3.4	1.0	2.0
	100	2.6	4.6	4.4	5.2	2.8	4.0
	200	2.8	3.4	1.8	3.6	7.4	3.8
Clayton	50	1.2	3.2	4.2	4.2	1.0	2.2
	100	1.0	3.6	3.6	3.8	1.8	2.6
	200	4.4	4.6	4.2	5.2	6.2	4.2
Gumbel	50	0.8	3.2	3.4	3.8	0.4	1.6
	100	1.8	4.0	2.8	3.4	1.8	2.8
	200	3.0	4.2	2.6	4.0	6.2	4.0
Frank	50	1.4	2.4	3.4	3.4	1.6	2.2
	100	2.6	2.6	2.2	2.6	1.6	2.8
	200	3.6	3.8	4.0	4.4	6.4	4.0

Table 1: Level of the tests under 5% nominal level, are estimated from 500 samples from symmetric copulas using $H=200$ multiplier bootstrap replicates under Bernstein order $m = \{9, 13, 15\}$ associated with sample size $n = \{50, 100, 200\}$.

Model	δ	τ	R_n	$R_{n,m}$	S_n	$S_{n,m}$	T_n	$T_{n,m}$
$n = 100$								
K_δ^{GA}	1/4	0.5	5.2	11.2	7.0	11.0	5.0	7.4
		0.7	31.4	48.2	46.6	51.4	17.0	31.6
		0.9	90.2	92.8	99.8	98.2	57.0	71.6
	1/2	0.5	15.6	27.8	18.8	29.6	9.0	18.2
		0.7	70.2	83.6	75.8	84.0	38.4	67.8
		0.9	99.6	100.0	100.0	100.0	81.0	98.8
	3/4	0.5	9.4	18.2	13.8	18.2	6.2	12.2
		0.7	42.8	62.2	51.0	62.0	23.2	47.4
		0.9	74.6	88.4	85.2	88.2	44.4	74.0
K_δ^{FR}	1/4	0.5	6.0	14.6	11.8	14.0	5.0	8.6
		0.7	38.8	55.4	54.4	56.6	22.0	36.2
		0.9	90.0	90.0	100.0	97.2	60.2	72.2
	1/2	0.5	21.0	31.6	26.6	32.8	16.4	25.8
		0.7	75.8	87.4	84.8	89.0	46.4	76.4
		0.9	99.8	99.8	100.0	100.0	82.0	98.4
	3/4	0.5	12.2	20.0	14.8	20.6	8.8	14.6
		0.7	38.4	56.8	46.6	54.8	20.2	44.0
		0.9	71.0	88.4	81.8	88.6	36.6	70.2
K_δ^{GU}	1/4	0.5	7.4	15.2	9.8	14.8	8.0	10.6
		0.7	35.2	50.6	48.2	54.2	18.4	31.4
		0.9	90.6	86.8	99.8	97.0	58.2	70.6
	1/2	0.5	20.8	32.2	26.6	35.2	10.2	24.0
		0.7	80.6	87.6	87.4	89.6	47.6	77.2
		0.9	100.0	100.0	100.0	100.0	84.6	98.2
	3/4	0.5	21.8	32.6	24.0	32.2	11.4	21.8
		0.7	56.0	73.4	62.0	73.0	27.6	57.0
		0.9	77.0	86.8	86.8	88.0	44.0	75.4
K_δ^{ST}	1/4	0.5	5.8	14.4	11.0	17.2	7.4	9.2
		0.7	36.8	48.0	51.4	54.0	18.6	32.6
		0.9	88.4	88.8	99.4	95.6	55.0	72.6
	1/2	0.5	16.0	29.8	24.4	30.2	11.0	20.8
		0.7	71.0	82.6	80.4	84.4	38.6	68.4
		0.9	99.8	100.0	100.0	100.0	78.2	97.8
	3/4	0.5	12.4	23.6	15.4	22.4	8.6	15.8
		0.7	40.8	57.8	54.0	60.8	22.4	43.8
		0.9	75.4	87.8	84.0	88.6	42.0	73.2

Table 2: Power of the tests, are estimated from 500 samples from asymmetric copulas using H=200 multiplier bootstrap replicates under Bernstein order $m = 13$ associated with sample size $n = 100$.

In the Table 1, the empirical level of the tests are presented. More precisely, the tests of [Genest et al. \(2012\)](#) based on empirical copulas are denoted by $\{R_n, S_n, T_n\}$, the proposed tests based on empirical Bernstein copulas are denoted by $\{R_{n,m}, S_{n,m}, T_{n,m}\}$. The Gaussian, Clayton, Gumbel

Model	δ	τ	R_n	$R_{n,m}$	S_n	$S_{n,m}$	T_n	$T_{n,m}$
$n = 200$								
K_δ^{GA}	1/4	0.5	15.0	24.0	14.8	22.8	13.4	14.6
		0.7	81.8	88.4	82.6	89.4	59.8	70.4
		0.9	100.0	100.0	100.0	100.0	100.0	100.0
	1/2	0.5	37.0	45.4	36.0	47.8	27.0	33.0
		0.7	98.8	98.8	99.0	99.8	88.2	96.6
		0.9	100.0	100.0	100.0	100.0	100.0	100.0
	3/4	0.5	32.4	44.2	32.6	43.0	27.4	32.8
		0.7	87.8	93.2	90.0	94.0	67.6	84.8
		0.9	99.8	99.8	99.8	99.8	92.2	98.6
K_δ^{FR}	1/4	0.5	25.2	34.4	25.4	35.4	24.2	25.4
		0.7	93.2	95.0	95.0	95.6	80.2	84.2
		0.9	100.0	100.0	100.0	100.0	100.0	99.4
	1/2	0.5	52.2	60.8	52.0	61.4	41.2	48.2
		0.7	99.6	100.0	99.6	100.0	95.4	99.0
		0.9	100.0	100.0	100.0	100.0	100.0	100.0
	3/4	0.5	32.8	41.8	34.4	42.6	26.4	34.2
		0.7	79.2	88.4	80.8	89.6	62.8	78.2
		0.9	99.2	99.6	99.6	99.6	91.6	99.0
K_δ^{GU}	1/4	0.5	21.2	30.6	21.8	29.2	20.2	20.6
		0.7	89.4	92.6	89.8	92.2	68.4	79.2
		0.9	100.0	100.0	100.0	100.0	99.6	99.6
	1/2	0.5	59.6	67.4	57.8	67.6	45.8	55.6
		0.7	99.6	99.8	99.6	99.8	94.4	98.4
		0.9	100.0	100.0	100.0	100.0	100.0	100.0
	3/4	0.5	54.6	66.2	56.0	65.2	41.4	54.4
		0.7	94.2	96.4	94.8	96.6	77.2	91.2
		0.9	99.2	99.4	99.2	99.2	92.6	98.8
K_δ^{ST}	1/4	0.5	20.8	25.6	21.4	27.6	16.4	20.2
		0.7	93.2	95.0	95.0	95.6	80.2	84.2
		0.9	100.0	100.0	100.0	100.0	100.0	99.4
	1/2	0.5	52.2	60.8	52.0	61.4	41.2	48.2
		0.7	99.6	100.0	99.6	100.0	95.4	99.0
		0.9	100.0	100.0	100.0	100.0	100.0	100.0
	3/4	0.5	32.8	41.8	34.4	42.6	26.4	34.2
		0.7	79.2	88.4	80.8	89.6	62.8	78.2
		0.9	99.2	99.6	99.6	99.6	91.6	99.0

Table 3: Power of the tests, are estimated from 500 samples from asymmetric copulas using H=200 multiplier bootstrap replicates under Bernstein order $m = 15$ associated with sample size $n = 200$.

and Frank copula with Kendall's tau 0.25 are set to generate data with sample size $n = \{50, 100, 200\}$. Since the Bernstein order M is dependent on the sample size, $m = \{9, 13, 15\}$ is chosen for each n . Clearly, all the tests are generally good at keeping their nominal level. More specifically, those

tests based on empirical Bernstein copulas are obviously better than those based on empirical copulas. They are less conservative than their counterparts.

In the Table 2 and 3, asymmetric Gaussian(GA), Frank(FR), Gumbel(GU) and Student(ST) copula were simulated for $n = 100$ and $n = 200$ according to the Khoudraji's device, respectively. The Khoudraji's device is defined as

$$K_\delta(u, v) = u^\delta C(u^{1-\delta}, v),$$

which can be implemented in the **R** package *copula*. Different values of shape parameter $\delta = \{1/4, 1/2, 3/4\}$ as well as different values of Kendall's tau $\tau = \{0.5, 0.7, 0.9\}$ were considered to assess the their influence on the power. One can observe as τ or n increasing, power of the tests increase, and they reach maximum at $\delta = 1/2$. Under all circumstances, the proposed tests outperform the empirical copulas tests or their differences are negligible. Further, the improvement of T_n is the largest among the three statistics, it indicates that Bernstein smoothing works better for Kolmogorov-Smirnov type statistic (T_n) than for Crámer von Mises type statistics (R_n, S_n) on these tests. Finally, combining the table of levels and power, it is safe to claim that the power of the tests are not affected by the empirical levels.

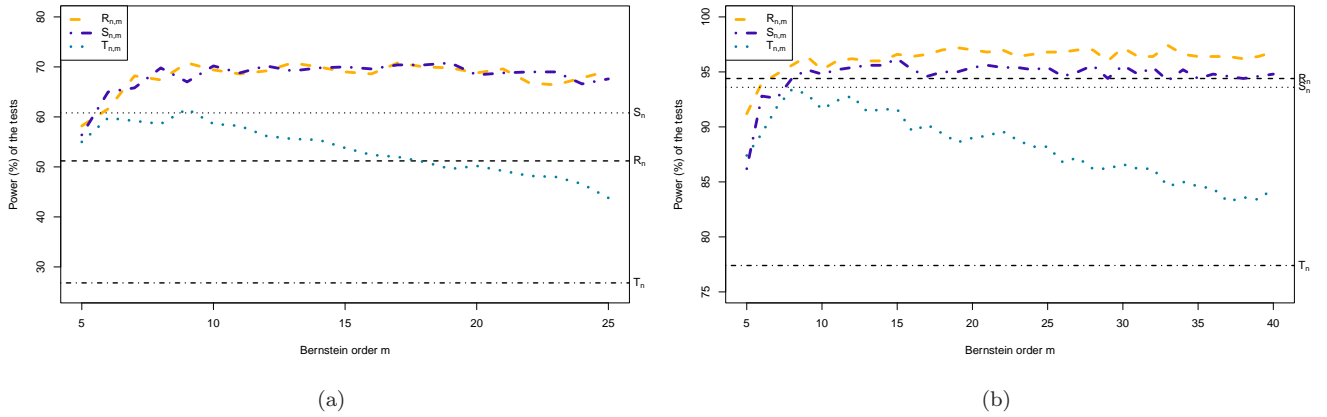


Figure 1: The power (%) of the tests versus different Bernstein order m . **Left:** Gumbel copula with sample size $n = 100$; **Right:** Gumbel copula with sample size $n = 200$.

Selecting the Bernstein order for each test is beyond the scope of this paper. However, one can plot the graph of Bernstein order in practice to choose a good one as in Figure 1, which is the power over different Bernstein orders for asymmetric Gumbel copula model with $\delta = 3/4, \tau = 0.7$. From the figure, $R_{n,m}$ and $S_{n,m}$ experience a similar pattern as they are both Crámer von Mises type statistic, the power seem like keeping stable as m increasing. And $T_{n,m}$ decreases when m is large. Overall, they outperform the empirical copulas tests when m is not extremely small.

5. Ocean Data Illustration

A simple illustration was performed on ocean data from the National Data Buoy Center (NDBC), US. The data were collected at south Kodiak (Station 46066). We study three parameters: WVHT (significant wave height), APD (average wave period) and WSPD (wind speed) of the winter season

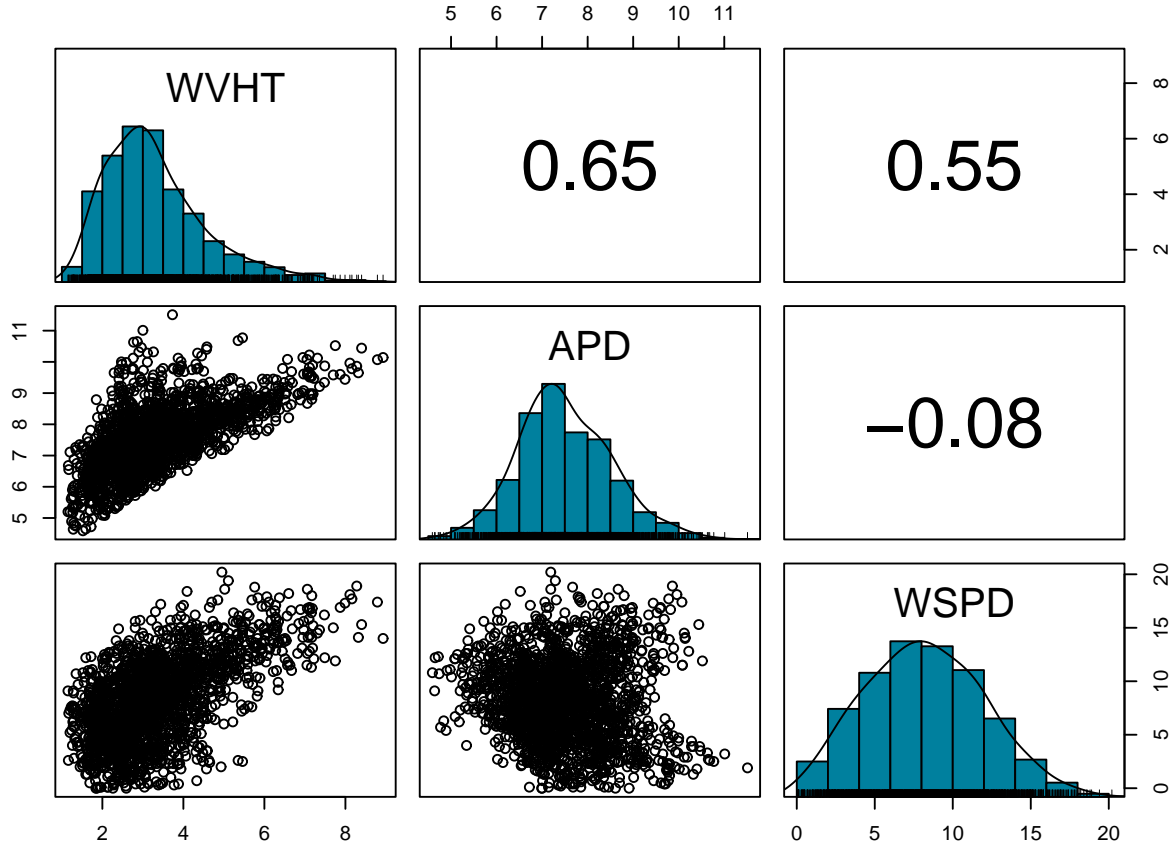


Figure 2: Scatter plot and Spearman's rho between WVHT (significant wave height), APD (average wave period) and WSPD (wind speed).

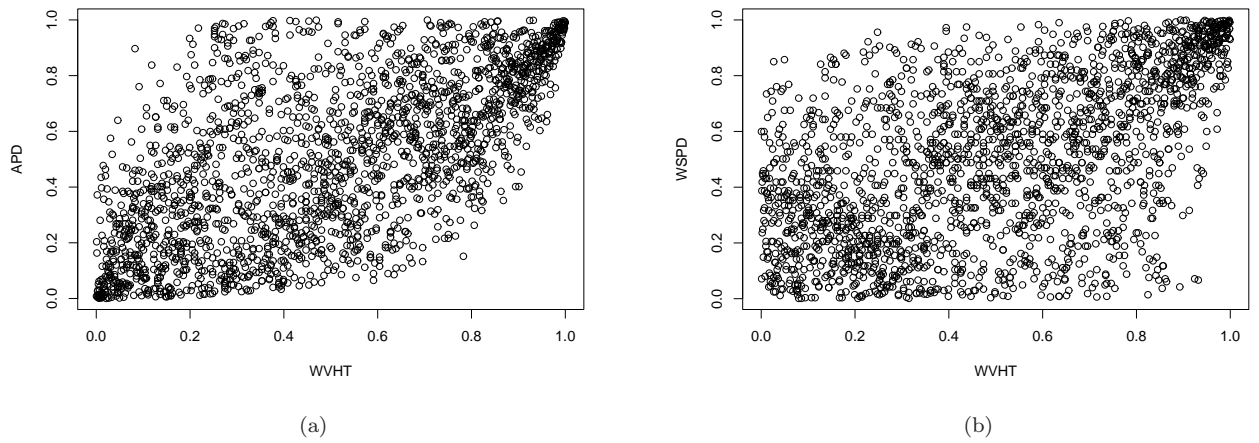


Figure 3: Rank plots of the pairs. **Left:** WVHT (significant wave height) versus APD (average wave period); **Right:** WVHT (significant wave height) versus WSPD (wind speed).

data of 2015 (from November 2014 to February 2015). These data were analyzed in [Zhang et al.](#)

(2018) with 3910 observations. Since only historical data are available on NDBC, we analyzed the data with 2118 observations here, which is a subset of Zhang et al. (2018).

The unit for WVHT is in meters, while the unit for APD and WSPD is in second and meter per second. The goal is to detect the asymmetric structure between the wave height and the other two variables. Scatter plot is shown in Figure 2, one can observe that APD and WSPD are positive correlated with WVHT according to the Spearman's rho. Clearly, as presented in Figure 3, these data are asymmetric.

Test	R_n	$R_{n,m}$	S_n	$S_{n,m}$	T_n	$T_{n,m}$
WVHT/APD	0	0	0.0025	0	0	0
WVHT/WSPD	0	0	0.0174	0.015	0	0

Table 4: P-values of empirical tests and Bernstein tests.

To apply the testing procedure, we consider Bernstein order $m = 50$, and other settings are the same as in simulation study. From Table 4, the Bernstein tests have smaller P-values than empirical tests. We conclude that they can capture more asymmetric information from the data than their counterparts.

6. Final Remarks

New tests based on Bernstein polynomials for symmetry of bivariate copulas have been proposed and studied. These tests smoothed the empirical tests in Genest et al. (2012), which provides better performance in simulation study and real data application. Limiting distribution of proposed test statistics were investigated and a Bernstein version of multiplier bootstrap was derived for implementation.

Since the underlying copula is continuous, smoothed copula like empirical Bernstein copula is competitive with empirical copula. From the bias-variance trade-off point of view, with appropriate smoothness, the former can outperform the latter by balancing the bias and variance. On the other hand, the smoothed Bernstein tests still hold the same features as the non-smoothed empirical tests. For example, the empirical tests tend to have empirical level which is below the nominal level, see Bahraoui et al. (2018), Beare and Seo (2020) and Genest et al. (2012). The proposed Bernstein tests still undergo this pattern, but are less affected.

For future study, it would be possible to apply the Bernstein polynomials for testing various kinds of symmetry in Nelsen (1993) and the vertex symmetry, diametrical symmetry developed in Mangold (2017) recently. Theoretically, any tests based on empirical copulas can be adapted by Bernstein polynomials and their performances will be improved. Further, investigating d -variate symmetry of Bernstein tests will certainly be of interest and is under working.

References

- Bahraoui, T., T. Bouezmarni, and Q. Jean-Francois (2018). Testing the symmetry of a dependence structure with a characteristic function. *Dependence Modeling* 6, 331–355.
- Bahraoui, T. and J.-F. Quessy (2021). Tests of multivariate copula exchangeability based on lévy measures. *Scandinavian Journal of Statistics*, <https://doi.org/10.1111/sjos.12557>.

- Beare, B. K. and J. Seo (2020). Randomization tests of copula symmetry. *Econometric Theory* 00, 1–39.
- Belalia, M. (2016). On the asymptotic properties of the bernstein estimator of the multivariate distribution function. *Statistics and Probability Letters* 110(C), 249–256.
- Belalia, M., T. Bouezmarni, F. C. Lemyre, and A. Taamouti (2017). Testing independence based on bernstein empirical copula and copula density. *Journal of Nonparametric Statistics* 29(2), 346–380.
- Chen, S. X. and T.-M. Huang (2007). Nonparametric estimation of copula functions for dependence modelling. *The Canadian Journal of Statistics* 35(2), 265–282.
- Cousido-Rocha, M., J. d. Uña-Álvarez, and J. D. Hart (2019). A two-sample test for the equality of univariate marginal distributions for high-dimensional data. *Journal of Multivariate Analysis* 174, 104537.
- Fermanian, J., D. Radulović, and M. Wegkamp (2004). Weak convergence of empirical copula processes. *Bernoulli* 10, 847–860.
- Fujii, Y. (1989). Test for the equality of marginal distributions on positively dependent bivariate survival data. *Communications in Statistics- Simulation and Computation* 18(2), 633–642.
- Genest, C., J. Neslehova, and R. Bruno (2017). Asymptotics behavior of the empirical multilinear copula process under broad conditions. *Journal of Multivariate Analysis* 159, 82–110.
- Genest, C., J. Neslehova, and Q. Jean-François (2012). Tests of symmetry for bivariate copulas. *Ann Inst Stat Math* 64, 811–834.
- Genest, C., B. Rémillard, and D. Beaudoin (2009). Goodness-of-fit tests for copulas: A review and a power study. *Insurance: Mathematics and Economics* 44, 199–213.
- Gijbels, I. and J. Mielniczuk (1990). Estimating the density of a copula function. *Communications in Statistics - Theory and Methods* 2(19), 445–464.
- Grimaldi, S. and F. Serinaldi (2006). Asymmetric copula in multivariate flood frequency analysis. *Advances in Water Resources* 29, 1155–1167.
- Harder, M. and U. Stadtmüller (2017). Testing exchangeability of copulas in arbitrary dimension. *Journal of Nonparametric Statistics* 29(1), 40–60.
- Hudaverdi, B. and S. O. Susam (2020). On the weighted tests of independence based on bernstein empirical copula. *Communications in Statistics - Simulation and Computation*, 1–24.
- Janssen, P., J. Swanepoel, and N. Veraverbeke (2012). Large sample behavior of the bernstein copula estimator. *Journal of Statistical Planning and Inference*. 142, 1189–1197.
- Janssen, P., J. Swanepoel, and N. Veraverbeke (2016). Bernstein estimation for a copula derivative with application to conditional distribution and regression functionals. *TEST* 25(2), 351–374.
- Jaser, M. and A. Min (2020). On tests for symmetry and radial symmetry of bivariate copulas towards testing for ellipticity. *Computational Statistics* 36, 1–26.

- Kojadinovic, I. and B. Yi (2021). Some smooth sequential empirical copula processes and their multiplier bootstraps under strong mixing. *arXiv preprint*, arXiv: 2106.10726.
- Mangold, B. (2017). New concepts of symmetry for copulas. *FAU Discussion Papers in Economics*, 06/2017.
- Morettin, P. A., C. M. C. Toloi, C. Chiann, and J. C. S. de Mirand (2010). Wavelet-smoothed empirical copula estimators. *Revista Brasileira de Finanças* 8(3), 263–281.
- Nelsen, R. B. (1993). Some concepts of bivariate symmetry. *Journal of Nonparametric Statistics* 3, 95–101.
- Nelsen, R. B. (2006). *An Introduction to Copulas*. Second edition. Springer, New York, NY.
- Nelsen, R. B. (2007). Extremes of nonexchangeability. *Statistical Papers* 48, 329–336.
- Omelka, M., I. Gijbels, and N. Veraverbeke (2009). Improved kernel estimation of copulas: Weak convergence and goodness-of-fit testing. *The Annals of Statistics* 37(5B), 3023–3058.
- Ouimet, F. (2021). On the le cam distance between poisson and gaussian experiments and the asymptotic properties of szasz estimators. *Journal of Mathematical Analysis and Applications* 499, 1–18.
- Rémillard, B. and O. Scaillet (2009). Testing for equality between two copulas. *Journal of multivariate analysis* 100, 377–386.
- Rüschendorf, L. (1976). Asymptotic distributions of multivariate rank order statistics. *The Annals of Statistics* 4, 912–923.
- Sancetta, A. and S. Satchell (2004). The bernstein copula and its applications to modelling and approximations of multivariate distributions. *Econometric Theory* 20(3), 535–562.
- Segers, J., M. Sibuya, and H. Tsukahara (2017). The empirical beta copula. *Journal of Multivariate Analysis* 155, 35–51.
- Sklar, A. (1959). Fonctions de répartition à n dimensions e leurs marges. *Publications de l’Institut de Statistique de l’Univiversité de Paris* 8, 229–231.
- Van Der Vaart, W. and J. A. Wellner (1996). *Weak Convergence and Empirical Process: With Applications to Statistics*. Springer, New York.
- Wu, S. (2014). Construction of asymmetric copulas and its application in two-dimensional reliability modelling. *European Journal of Operational Research* 238, 476–485.
- Zhang, Y., C.-W. Kim, M. Beer, D. Huliang, and C. G. Soares (2018). Modeling multivariate ocean data using asymmetric copulas. *Coastal Engineering* 135, 91–111.