

BAGPIPE: Accelerating Deep Recommendation Model Training

Saurabh Agarwal
University of Wisconsin-Madison

Ziyi Zhang
University of Chicago

Chengpo Yan
University of Wisconsin-Madison

Shivaram Venkataraman
University of Wisconsin-Madison

Abstract

Deep learning based recommendation models (DLRM) are widely used in several business critical applications. Training such recommendation models efficiently is challenging because they contain billions of embedding-based parameters, leading to significant overheads from embedding access. By profiling existing systems for DLRM training, we observe that around 75% of the iteration time is spent on embedding access and model synchronization. Our key insight in this paper is that embedding access has a specific structure which can be used to accelerate training. We observe that embedding accesses are heavily skewed, with around 1% of embeddings representing more than 92% of total accesses. Further, we observe that during offline training we can lookahead at future batches to determine exactly which embeddings will be needed at what iteration in the future. Based on these insights, we develop BAGPIPE, a system for training deep recommendation models that uses caching and prefetching to overlap remote embedding accesses with the computation. We design an Oracle Cacher, a new component that uses a lookahead algorithm to generate optimal cache update decisions while providing strong consistency guarantees against staleness. We also design a logically replicated, physically partitioned cache and show that our design can reduce synchronization overheads in a distributed setting. Finally, we propose a disaggregated system architecture and show that our design can enable low-overhead fault tolerance. Our experiments using three datasets and four models show that BAGPIPE provides a speed up of up to 5.6x compared to state of the art baselines, while providing the same convergence and reproducibility guarantees as synchronous training.

1 Introduction

Recommendation models are widely deployed in enterprises to personalize and improve user experience. Applications that use recommendations range from personalized web search results [51] to friend recommendations in social networks [10, 38] and product recommendations in e-commerce [34]. With growing data sizes [2] and the use of the recommendation in increasingly sophisticated tasks [20, 32], recent trends have seen the adoption of new deep learning based recommendation models [7, 47]. These models have become one of the largest ML workloads with companies like Meta reporting that more than 50% of all ML training cycles [2] and more than 70% of inference cycles [15] being used for deep learning based recommendation (DLRM) models.

The structure of recommendation models differs significantly from other popular deep neural networks. Recommendation models contain two types of model parameters: embedding tables that store vector representation of categorical features and neural networks that consist of multi-layer perceptrons (MLP) for numeric features (Figure 1). If we consider a click-through-rate (CTR) prediction model, given a batch of training examples (user clicks), in the forward pass we first look up the relevant embeddings for categorical features of the input. We note that the embedding lookup is *sparse*; for instance, if the user location is New York, we only need to fetch the embeddings corresponding to that location from the embedding table which contains embeddings for all the locations. The numerical features are processed by a *dense* MLP, and the representations are then combined to form a prediction as shown in Figure 1. Similar to existing DNNs, the embeddings and the MLP parameters are updated in the backward pass based on gradients calculated.

The unique structure of recommendation models introduces a new design challenge which is not handled by existing DL training systems [27, 33, 45]. The challenge arises from the extremely large, memory-intensive embedding tables. In production systems it is common for size of embedding tables to be in terabytes [15, 63] and Table 1 shows the embedding table sizes for three open-source datasets. Since embedding tables will not fit in the memory of a single worker, a hybrid parallelization approach [2, 40, 44] is currently used to train these models. With hybrid parallelization, dense MLP layers are *replicated* across GPUs on each machine while embedding tables are *partitioned* and stored on the CPU memory of workers, leading to a design where model parallelism is used for embeddings, and data parallelism is used for dense layers.

Despite using hybrid parallelism, existing approaches to DLRM training suffer from embedding access bottlenecks as each iteration of training requires remote access of embeddings. In Figure 2, profiling TorchRec [40] on an 8 GPU cluster with the Criteo dataset (details in §5) shows that on each iteration, up to 75% of the time is spent in embedding fetch and write back operations. Reducing the embedding access overhead forms primary motivation of our work.

To reduce embedding access overhead we observe that the embedding accesses have a specific structure which can be leveraged to accelerate training. Our analysis across three datasets indicates significant *skew* in embedding accesses; e.g., with the Kaggle (Criteo) dataset, we observe that 90%

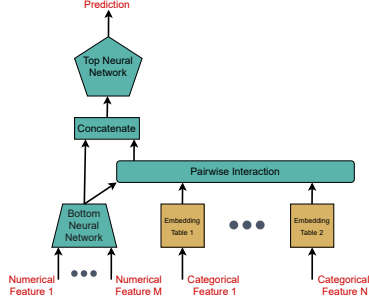


Figure 1. Architecture of a recommendation model: Model parameters include top, bottom NNs and embedding tables.

of accesses are for just 0.1% of the embeddings. While this might indicate that we can just *cache* popular embeddings in GPU memory [3], we find that to be insufficient as each training batch also requires a number of embeddings that are not present in the cache. When caching 0.1% of the most popular embeddings for the same Criteo datasets with a batch size of 16,384, only 15% of the total unique embedding access are served from the cache (§2.3).

Given the above embedding access patterns, to alleviate overheads, our key insight is that when performing offline training of ML models we can *lookahead* beyond the current batch and observe the data access of future batches. Thus, we can revisit classic perfect-caching algorithms [6] to *prefetch* embeddings based on when they will be used and cache embeddings in GPU memory if they will be reused in the near future. Prefetching and caching can help overlap embedding fetches for future batches with compute of the current batch, effectively hiding the latency of embedding access.

However, there are additional challenges in extending this lookahead-based design to a distributed setting. To ensure embeddings are not stale, we need to perform cache synchronization across workers which leads to additional communication overheads. We propose a new *logically replicated, physically partitioned* (LRPP) cache design (§3.3) to minimize the cache synchronization time; having a logically replicated cache minimizes the overhead of tracking state separately for each trainer, while having a physically partitioned design helps in reducing the number of bytes transferred across trainers. We also enhance this design using Critical Path Analysis (CPA) [62] to only synchronize necessary embeddings on the critical path and delaying the rest, thereby overlapping part of cache synchronization with forward/backward compute of future iterations. In combination, we find that our techniques can reduce communication overheads by 65%–70%.

We build the above techniques in BAGPIPE, a system for large-scale distributed training of recommendation models.

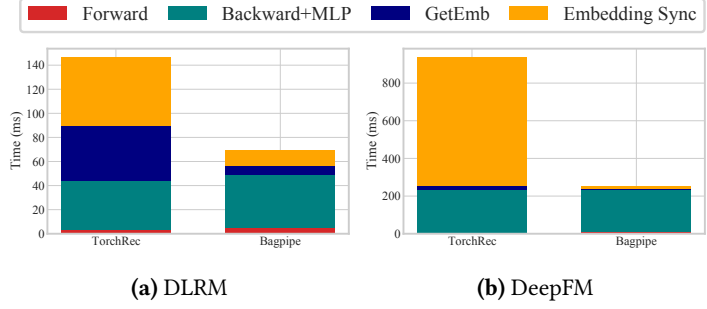


Figure 2. Training Time Breakdown: Average time spent in various stages of training when using 8 *p3.2xlarge* instances with TORCHREC [40] (left) and BAGPIPE (right) on DLRM and DeepFM models (Table 2). For large models like DeepFM, we observe that TORCHREC spends 75% of each iteration on embedding access, while BAGPIPE can bring it down to 10%.

Central to our design is an *Oracle Cacher*, a new service that looks beyond the current batch, to determine which embeddings to pre-fetch and/or cache. The caching decisions made by Oracle Cacher are realized on each training worker, and trainers overlap prefetching and cache synchronization with model training. We show that this design enables independent scaling of various training components based on workload requirements and also minimizes the time required to recover from failures (§3.4).

To evaluate BAGPIPE we use three datasets, Criteo Kaggle [29], Avazu [25], and Criteo Terabyte [30], and four popular models, DLRM [46], Wide&Deep [7], DeepFM [14] and D&C [57]. We scale up our training to model sizes of 4.4 billion parameters, (similar is size to models used in MLperf) using up to 32 GPUs. Overall we find that BAGPIPE can improve iteration time by 3.7× compared to TORCHREC [40] and 2.3× compared to asynchronous training in HET [41]. We also show that BAGPIPE’s design enables fault tolerance with low overhead and can recover from a trainer failure 13× faster compared to FB-Research’s system [47]. Finally, unlike prior work [3, 41], our optimizations in BAGPIPE maintain consistent access to embeddings. Thus, we maintain the same statistical efficiency as synchronous training, and our time-per-iteration improvements directly translates to time-to-accuracy speedups.

By using lookahead to fetch parts of the model (embeddings) out-of order and LRPP distributed caches, BAGPIPE is the first distributed recommendation model training system that: (i) alleviates embedding access overhead by up to 92%, (ii) transparently accelerates training while maintaining the same guarantees as synchronous training and (iii) reduces network bottlenecks enabling use of a dis-aggregated architecture efficiently allowing independent scaling of memory intensive (embedding servers) and computer intensive (trainers) based on workload requirements.

2 Background & Motivation

We first provide background on recommendation model training and then motivate the need for a new system to optimize data movement.

Table 1. Dataset and their embedding tables

Datasets	Training Input			Embedding Tables		
	Datapoints	Categorical Features	Numerical Features	Number of Embeddings	Embedding Dimension	Table Size
Kaggle Criteo	39.2 Million	26	13	33.76 Million	48	6 GB
Avazu	40.4 Million	21	1	9.4 Million	48	1.7 GB
Terabyte	4.37 Billion	26	13	882.77 Million	16	157 GB

Table 2. Model Descriptions: For DLRM, W&D, D&C the numbers indicate the structure of the different Fully Connected (FC) layers. For DeepFM, Linear Features represent a linear layer that is used to store feature interactions. For all the models, we used the standard architectures as suggested by the authors.

Model	Architecture of Dense Parameters	Number of Dense Parameters
DLRM [46]	FC - 13-512- 256-64-48 FC - 1024-1024-1024-256-128-1	2962289
W&D [7]	FC - 13-256-256-256	136673
D&C [57]	FC - 1024-512-256-64-48 FC - 1024-512-256-1	2718609
DeepFM [14]	Linear Features - 33762577-1 FC - 1248-64-64-64	33851283

2.1 Deep Learning Recommendation Models

Recommendation models power widely used large-scale internet services. Recently deep learning is being used to improve the accuracy of recommendations [7, 26, 46]. All deep recommendation models consist of two types of components (i) a memory-intensive embedding layer that stores a mapping between the categorical features and their numerical representations (ii) a compute-intensive neural network-based modeling layer which models interactions between numerical features and vector representations of categorical features. Across models, the structure of embedding tables typically remains the same. The number of rows (elements in the table) usually depends on the dataset, *i.e.*, the number of categories, while machine learning engineers vary the dimension of embedding *i.e.*, the size of the vector to represent a categorical feature. Common dimensions of embeddings are 16, 32, 48, and 64 but sometimes can be as large as 384 [44]. However, the rows in embedding tables vary widely and can be as small as 3 elements or as big as a few billion elements depending on the dataset [15, 63]. Neural network layers have more diversity, and the type of neural network usually depends on the modeling task at hand. DLRM [46], a recommendation model popular at Meta uses fully connected layers for both bottom and top neural networks. While, DeepFM [14] uses a factorization module that learns up to two-order feature interactions between sparse and dense features (Table 2 summarizes other models we consider in this paper). The forward pass of training involves looking up embedding vectors corresponding to the data items. All deep learning based recommendation models [8, 56, 58–60] use this step to handle categorical features such as location, product type, gender, etc. Our focus is to reduce data access overheads that arise from performing embedding lookups and thus speed up the training of all recommendation models which use embedding tables.

2.2 Training Recommendation models

Next, we discuss the state-of-the-art systems used for training recommendation models.

Offline Training vs Online Training. Recommendation models are trained in both online and offline mode. Offline training is a huge part of DLRM training workloads, it involves training the model on large amounts of historical data with emphasis on throughput. Alternatively, online training is performed only on the recently acquired data to account for latest user preferences and is latency sensitive. To boost performance and prevent catastrophic forgetting [12, 28], researchers actively perform offline training, even for models in production. According to a study by Meta [2] offline training is responsible for more than 50% training cycles. This shows that offline training of recommendation models is an important workload. In this work our primary focus is on offline training of recommendation models.

Training Setup. Recommendation models are extremely large and are currently among the largest ML models used in enterprises. Meta recently released a 12 Trillion parameter recommendation model [44]; in comparison GPT-2 is 175 Billion parameters. However, embedding tables with sparse access patterns account for more than 99% of parameters. The combination of extremely large model sizes with the sparse access pattern introduces several new challenges in distributed training. Figure 1 shows a schematic of a deep learning based recommendation model. In a typical DLRM training setup, dense neural network (NN) parameters are replicated and stored on the GPUs and trained in data-parallel fashion,

where gradients are synchronized using the all-reduce communication collective. However, embedding tables are extremely large to hold in the GPU memory and are usually partitioned.

Existing Systems. Several systems have been designed to perform offline recommendation model training due to its popularity. Training systems like TorchRec [40], FB-Research’s DLRM [47] and HugeCTR [24] partition the embedding table across different GPUs and train them in a model-parallel fashion. Embeddings are fetched using all-to-all collective [43]. While, TorchRec tries to overlap embedding-related operations, like remote embedding reads and write-backs, with the compute-intensive portion of the neural network, the amount of embedding data that needs to be fetched still adds significant overhead during training. Figure 2 shows a breakdown of the time taken for one iteration of training when using TorchRec [40]. We observe that when using 8 training machines (AWS *p3.2xlarge instances*), the overheads when compared to an ideal baseline that does not perform any embedding lookups, is around 70% for the DLRM [46] and 75% for DeepFM [14].

Beyond spending a majority of time in embedding lookups, existing systems also couple storage and compute resources, *e.g.*, if the embedding tables for a model are extremely large

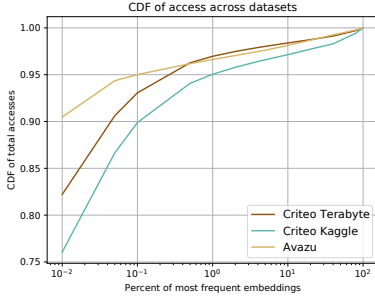


Figure 3. CDF of embedding accesses: The embedding access pattern is heavily skewed, with just the top 0.1% of the embeddings responsible for more than 90% of total accesses.

but the compute requirements are small, one still has to use a large number of GPU machines to store the embedding tables. This often leads to sub-optimal use of resources.

To alleviate the embedding access overhead and improve resource utilization, FAE [3] performed an analysis of embedding accesses and observed a similar skew in embedding access (§2.3) patterns. However, FAE uses a reordering approach by dividing examples into hot and cold batches based on their embedding accesses, this impacts the statistical efficiency as training continuously with hot batches changes the order of the training examples and can affect convergence [3]. Further, it is not always possible to create batches that only access cached embeddings, because some models [32, 36] use features like Unique User ID (UUID) or Session ID [52, 54, 55] that are unlikely to be repeated and thus requiring at least one cache miss per example.

Several other prior works [2, 16, 23, 37, 41] have proposed using asynchronous training to reduce embedding access overhead. With asynchronous training, embedding fetches can happen in the background, *e.g.*, in HET trainers can use embeddings that are stale up to a certain number of iterations. If embeddings are stale beyond the bound HET synchronizes those embeddings with the embedding server before a training iteration. However, similar to other ML models, recent works [23, 44] have observed that asynchronous training can lead to degradation in accuracy for recommendation models. Accuracy degradation is *unacceptable* to large enterprises as it often directly leads to a loss in revenue [44]. Asynchronous training is also avoided due to the lack of reproducibility, which is necessary to reason about and compare different model versions. Therefore, in this work we focus on designing a system for *synchronous distributed training*.

2.3 Embedding Access Patterns

Next, we describe some observations from analyzing embedding access patterns in recommendation model training.

Skew in embedding accesses. When profiling embedding accesses across three datasets (details in Table 1), similar to prior work [3], we find that the embedding access pattern shows a large degree of skew. As shown in Figure 3 we observe that almost 90% of embedding accesses come from just 0.1% of the embeddings. This indicates that caching *hot* embeddings can reduce the number of embedding lookups

significantly. Thus, when a training example needs a popular embedding, it can access it from a cache. However, we also observe that the set of popular embeddings can change over time. We measured the change in popularity over time across three datasets (Criteo, Alibaba, and Avazu) by, first choosing a fixed fraction of the most popular embeddings on the first day (*e.g.*, top 0.05% most popular embeddings), and then measuring the percentage of accesses consisting of those embeddings in later days. We observed that such a scheme leads to a degrading cache hit ratio, *e.g.*, in the case of the Avazu, if we chose the top 0.05% of the most popular embeddings to be cached, the cache hit rate changes from 91% on day 1 to 82% on day 9, showing that static caching approaches [3] will require regular updates for good performance.

Long-tail of accesses limits benefits from caching. The analysis presented in previous paragraphs is performed for embedding accesses performed by each example. However, during recommendation model training it is common to use a large batch size like 16,384. When embeddings are fetched for a batch, we will only need to fetch the unique embeddings present in the batch. Therefore when calculating cache hit rates we only account for unique number of accesses. In this setup we found that only caching a set of popular embeddings is not enough when training with large batch sizes. When the batch size increases, a large number of embeddings are still required to be fetched from outside the cache thereby affecting training throughput. Figure 4 shows the distribution of *unique embeddings* fetched from the cache as we increase the batch size. Most notably, we see that as batch size increases the ratio of embeddings fetched from the cache to the total number of unique embeddings (accounting for duplicates across examples in a batch) needed in a batch keeps decreasing drastically, *e.g.*, for a batch size of 16,384 (standard batch size used in MLPerf [39]), only around 10% of the total unique embeddings required are fetched from the cache. Quantitatively for criteo dataset, we observed that a batch of 16,384 needs 425,984 embeddings. Within this batch there are only around 65,000 unique embeddings (or unique categorical features); out of these 65K embeddings, the cache only has a 10% hit rate.

2.4 Design Goals

Based on the above discussion we have three primary design goals: (i) High throughput training of deep learning based recommendation models by reducing the embedding access overhead, (ii) Provide the same guarantees as synchronous training to improve reproducibility and maintain training accuracy, and (iii) Design a disaggregated architecture where memory and compute can be independently scaled.

We approach our design based on the workload patterns observed and aim to improve performance by speeding up access to both frequently used and long-tail of embeddings. We design BAGPIPE, a framework that caches hot embeddings and performs out-of-order prefetching for the long-tail embeddings. We describe our design next.

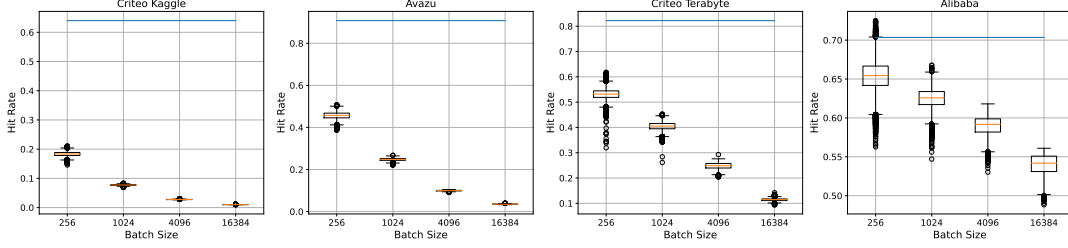


Figure 4. Distribution of unique embeddings accessed from the cache: The hit rate of the cache decreases with increase in batch size. The blue line represents the expected hit rate when storing the most frequently accessed 0.1% embeddings.

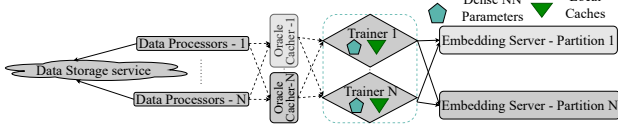


Figure 5. BAGPIPE setup: All the components of BAGPIPE can be individually scaled. The dashed arrows signify async RPCs while solid ones signify sync RPCs.

3 BAGPIPE Design

We begin by providing an overview of our design.

3.1 Design Overview

BAGPIPE consists of four components that collectively perform training as shown in Figure 5. Each iteration of training begins with sampling a batch of examples, the DataProcessors pre-process the examples and send them to the Oracle Cache. Based on the examples, Oracle Cache runs a *lookahead algorithm* to determine embeddings to prefetch and to cache, and dispatches this information to the Trainers. The trainers typically run on GPU machines and perform gradient computation. Trainers hold the dense parameters of the model and BAGPIPE’s cache in the GPU memory. Also, trainers fetch necessary embeddings from the EmbeddingServers. Embedding servers hold the embedding tables of the recommendation model. This design introduces the following contributions:

- BAGPIPE utilizes both caching and prefetching to reduce embedding access overhead. Given an offline training regime, we introduce the concept of *lookahead*, where we can look beyond the current batch and decide which elements to cache and prefetch (§3.2).
- We extend our scheme to the distributed setting and introduce a logically replicated, physically partitioned cache design (§3.3) to minimize communication overheads. To further reduce synchronization overheads we use CPA, to selectively synchronize parts of the cache that are immediately needed on the critical path while synchronizing the rest in the background.
- Finally, we discuss how BAGPIPE’s dis-aggregated design can help improve efficiency, by scaling components depending on the properties of the dataset and the model, and enable low-overhead fault tolerance (§3.4).

Input: LookAheadValue

```

1 BatchQueue = Queue();
2 LatestTracker = Dictionary();
3 InCache = Set();
4 while BatchQueue.size() > 0 do
5     while hasNextBatch() and
      BatchQueue.size() < LookAheadValue do
6         Batch = getNextBatch();
7         IterationNumber = Batch.IterationNum;
8         for EmbID ∈ Batch.UniqueEmbeddings() do
9             LatestTracker[EmbID] = IterationNumber ;
10            BatchQueue.pushBack(Batch);
11        TTLUpdateRequests = {};
12        CacheFetchRequests = {};
13        CurrentBatch = BatchQueue.popFront();
14        for EmbID ∈ CurrentBatch.UniqueEmbeddings() do
15            TTL = LatestTracker[EmbID];
16            TTLUpdateRequests.append((EmbID, TTL));
17            if EmbID is not in InCache then
18                CacheFetchRequests.append(EmbID);
19                InCache.insert(EmbID);
20            if TTL = CurrentBatch.number then
21                InCache.erase(EmbID);
22                LatestTracker.erase(EmbID);
23        SendToTrainers(TTLUpdateRequests);
24        SendToTrainers(CacheFetchRequests);

```

Algorithm 1: Lookahead Algorithm

3.2 Caching and Prefetching in BAGPIPE

In BAGPIPE, we introduce the idea of each trainer having a *local* cache. When designing a system with caching, we need to design a cache insertion policy (what to cache?) and a cache eviction policy (what to evict?) so as to maximize the hit rate. However, offline batch training of machine learning jobs like recommendation model training has additional structure: *in offline batch training future batches and their contents are predictable*, i.e., in context of recommendation models we can look beyond the current batch and infer which embeddings will be accessed in future batches. This insight helps us create a perfect or *oracular cache*. To utilize this insight, we design a lookahead algorithm. For ease of explanation, the discussion in this section assumes there is only one trainer (only one cache). We extend this to the distributed setting in §3.3.

Lookahead Algorithm. To decide what to cache and what to evict we develop a low overhead (benchmark in §5.3) lookahead algorithm (Algorithm 1) which also ensures consistent access to embeddings. We denote the *lookahead value* (\mathcal{L}), as the number of batches beyond the current batch, which will be analyzed to determine what to cache, e.g., if the current batch is x , we consider embedding accesses in batches from x to $x + \mathcal{L}$, to determine which elements in batch x should be cached. The lookahead algorithm takes three inputs: the current batch, future batches (next \mathcal{L} number of batches), and current state of the cache on the trainer.

The lookahead algorithm outputs two pieces of information. First, for the current batch, it generates the list of embeddings that will not be found in the cache on the trainer’s GPUs. This allows BAGPIPE to *prefetch* these embeddings out of order before the current batch is used for training. Prefetching allows BAGPIPE to hide the data access latency for the long tail of embeddings that are not frequently accessed. Second, the lookahead algorithm determines *which embeddings from the current batch will be used in future batches*, and the last iteration they will be accessed in the current lookahead window. Any embeddings from the current batch that will be used by future batches in the *lookahead* window will be marked for caching, so they can be accessed from the GPU memory in the future. The last iteration an embedding is used within the *lookahead* range and serves as time-to-live (TTL) for the embedding in the cache.

Next we describe an example of how lookahead algorithm processes batches (Figure 6), with lookahead value (\mathcal{L}) as 2:

- **Batch 1** Embedding 3 and 9 are in the batch. For both embeddings we launch prefetches. However, embedding 3, is accessed again, and the last occurrence in the window is at Batch 2, so we cache it with the TTL set to 2.
- **Batch 2** Embedding 3 is in the cache so we do not send a prefetch request. But the last occurrence for 3 in the window is now in Batch 3. Therefore, a TTL update is sent for 3. We will prefetch 4 since it is not in the cache.
- **Batch 3** We prefetch embedding 6 and cache it with a TTL of 4 since it will be reused in Batch 4. Embedding 3 has no future occurrence so it will be evicted after batch 3.
- **Batch 4** We prefetch 1 since it is not in the cache. We do not send any TTL updates for 6 as it is absent in future batches and will be evicted after this batch.

Consistency with the Lookahead algorithm. Our consistency goal is to avoid staleness and ensure that trainers do not prefetch an embedding from the embedding servers while it has updates that have not yet been written back. Despite pre-fetching embeddings out of order, our formulation of what to cache and what to prefetch (Algorithm 1), provides an extremely important guarantee that allows us to maintain consistency and match the execution of synchronous training. When the trainer is processing batch number x , an embedding used by the batch will either be available in the cache with its most recent value or no preceding batch

in the lookahead range (any batch number in $[x - \mathcal{L}, x)$) would have updated that specific embedding. That is, if an embedding was needed by a batch in batch number in range $[x - \mathcal{L}, x)$ it will be in the cache; if an embedding is not in the cache it means no batch in range of $[x - \mathcal{L}, x)$ has updated it. Therefore, as long as the prefetch request for batch x is issued after updates from training batch number $x - \mathcal{L}$ have been written back, we can guarantee that we will not see stale embeddings.

3.3 Distributed Cache Design in BAGPIPE

First we discuss the requirements for the distributed cache design and our goals. Next, we discuss the design space for cache design and finally we compare these designs both quantitatively and qualitatively.

Distributed Cache Requirements. When extending the caching scheme described above to a distributed setting, BAGPIPE can provide consistency as long as the following two requirements are satisfied (i) Each trainer sends prefetch requests for batch number x only when cache eviction and updates have been performed by *all* the trainers on $x - \mathcal{L}$ batch. (ii) Each trainer’s cache should contain the latest value of the embedding. The first requirement is a direct extension of our prior discussion and can be satisfied by synchronizing the iteration number that each trainer has processed. The second condition, however, creates additional communication overheads and we next discuss the design space and techniques to reduce these overheads.

Goals of distributed cache design. The primary objective of our distributed cache design is to minimize the *time spent* on cache synchronization on the *critical path*. Thus our objective includes, accounting for the number of bytes transferred (bandwidth) and connection overheads (latency) [53].

Next, we explore the distributed cache design space and discuss synchronization costs with each design.

Replicated Cache. In a replicated cache, each trainer will pre-fetch *all* the embedding which are required by the whole batch (not just a worker’s partition of the batch). After performing the backward pass we synchronize all the elements which have updated gradients across all the workers, such that embeddings in the caches are synchronized at the end of each iteration using *all-reduce*. This trivially ensures that each trainer’s cache has the latest version of the embedding. A replicated design results in high bandwidth cost due to synchronization of all the elements across all trainers even if the element’s updated value would not be required in future by other trainers, *i.e.*, it will be evicted from the cache. However, there is very small control (latency) overhead because all elements are synchronized.

Partitioned Cache. A partitioned cache is on the other end of the design spectrum where each trainer is assigned an *exclusive* portion of the cache. Before the forward pass of training, each trainer fetches the embeddings not available locally from their peer trainers. Post backward pass, each trainer writes back the gradients to the respective peer

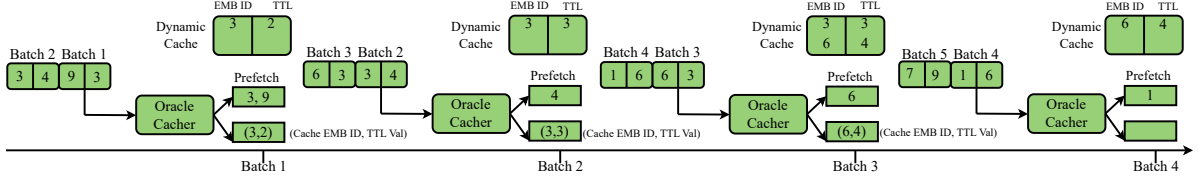


Figure 6. Lookahead Algorithm: The above figure shows an illustration at different batch steps of how the lookahead algorithm functions. In the above example, the lookahead value is 2 and the batch size is also 2.

trainer which has ownership of the embedding. These steps are required to ensure we always use the latest version of the embedding. Unlike the replicated cache, where all the embeddings are synchronized irrespective of whether a trainer needs it, in the case of a partitioned cache, trainers only fetch and write back the embeddings they utilize. Further, partitioned caches are more space efficient as there is only one copy of each embedding in the distributed cache.

The number of bytes communicated when using a partitioned cache depends on how batches are partitioned across trainers. To study the scenario where batch partitioning is communication aware, *i.e.*, batches are partitioned so as to minimize bytes communicated across trainers, we formulate a mixed integer linear program (MILP). Given the cache state on all trainers, the MILP computes a partitioning of examples which minimizes the amount of inter-node communication. Given a batch of examples (b) and p trainers, we introduce $b \times p$ variables in our MILP. Each variable is denoted by $x_{i,j}$ where if $x_{i,j} = 1$, then example i will be assigned to trainer j . We then compute a cost matrix C , where given the cache state, $C_{i,j}$ represents the cost of inter-node communication that will be required to fetch embeddings for example i to location j . Our objective is to minimize the amount of inter-node communication. We formulate it using our variables and cost matrix as:

$$\text{Minimize } \sum_{i \in I} \sum_{j \in J} C_{i,j} \cdot x_{i,j}$$

Where I and J represent the set of examples and trainers respectively. Further, we include two constraints to ensure that the solution is feasible and avoids load imbalance:

(i) Each example must be placed on one trainer and all examples need to be placed on at least one trainer node. $\forall i \in I \quad \sum_{j \in J} x_{i,j} = 1$. (ii) We add another constraint to make sure the batch is equally distributed across machines to prevent load imbalance. The optimization problem can be solved using existing MILP solvers like Gurobi [18].

However, using communication aware partitioned caches has two disadvantages: first solving the MILP takes around 2.36s on a 16-core machine making it infeasible when iteration times are around 100ms (Figure 2). Secondly, sync time does not solely depend on bytes communicated, as overheads from maintaining data-structures and establishing connections also play a role. With partitioned caches we would need to introduce additional data structures to keep track of embedding locations and establish multiple connections.

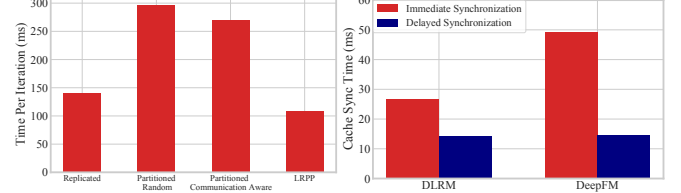


Figure 7. Comparing cache designs: We observe that LRPP provides best performance among all other cache options.

Figure 8. Effect of Delayed Synchronization: Delayed Sync can reduce time for cache synchronization by up to 44%.

Logically Replicate Physically Partitioned Cache. Ideally, we would like to design a cache that does not perform unnecessary synchronization of embeddings but does not introduce additional overheads due to state tracking. To achieve this goal, we propose using Logically Replicated, Physically Partitioned (LRPP) caches. By *logically replicated* we mean that from the view of Oracle Cacher all caches have all data and are fully replicated but by being *physically partitioned*, the trainers decide which elements need synchronization and which elements can be evicted without synchronization. The primary insight behind our idea comes from the observation that around 25% of the embeddings are only used by one of the examples and hence are only updated at one trainer before being evicted. Thus, fetching or synchronizing them across all trainers is a waste of network bandwidth. We design a new protocol that modifies the replicated cache based on this insight.

With LRPP caches, the Oracle Cacher marks embeddings which are only used by a single trainer. Given this metadata, these embeddings are only fetched by the trainer which needs them and are ignored by other trainers. After the forward and backward pass completes, the trainers skip synchronization for these embeddings and use all-reduce to synchronize the other embeddings. In the background, the trainer which made the only update to the marked embedding evicts it back to the Embedding Server. This optimization is able to reduce the volume of embeddings prefetched and synchronize with very minimal control logic.

Comparing cache design choices. For Kaggle critico dataset with batch size 16,384 and 8 trainer machines (p3.2xlarge) we observe that Replicated Cache communicates around 65K embeddings per iteration, while Communication Aware-Partitioned Cache communicates 21K embeddings per iteration and LRPP communicates around 48K embeddings.

Further, we implement all these in BAGPIPE and evaluate¹ them in terms of per-iteration training time using the same setup. In Figure 7, we observe that LRPP outperforms replicated by 22.8% and communication aware partitioned by 59.8%. Our analysis shows that despite synchronizing fewer embeddings partitioned caches do not perform well due to hotspots and additional control logic. Since some embeddings are accessed extremely frequently, the trainers that own those embeddings become a bottleneck. Further, in partitioned caches, the overhead of performing multiple collective communication calls, creating memory buffers for each collective communication call and tracking which peer to access embeddings from, leads to an additional overhead of 80-90ms for a batch size of 16K with 8 trainers.

Therefore, we configure BAGPIPE to use LRPP cache synchronization scheme due to its superior performance.

Delayed Synchronization. To further optimize the LRPP protocol we use Critical Path Analysis [62]. In this scenario, CPA implies that as long as the embeddings are synchronized before being critically required it can suffice. However, directly using CPA in context of embedding synchronizations for recommendation models will lead to network contention with other competing synchronizations. Therefore, we introduce delayed synchronization, where we only synchronize the embeddings which will be required in the next iteration on the critical path. The embeddings which are not needed immediately are synchronized in the background. To, avoid network contention due to background synchronization we ensure that all background synchronizations are completed before we launch other critical path synchronizations for future iterations.

On Kaggle Criteo dataset with 8 trainers and batch size 16K, we see that only 22.7K embeddings out of 48K embeddings (47.3%) need to be synchronized on the critical path, the rest can be overlapped with the forward pass of the next iteration. For two models on Criteo dataset, Figure 8 shows that delayed synchronization can further reduce cache synchronization time by up to 44% (in addition to LRPP) by overlapping synchronization with forward pass. We also observe that LRPP and delayed synchronization can together reduce bytes communicated on critical path by around 70%.

3.4 Disaggregated Design and Fault Tolerance

Existing recommendation model training systems [40, 44, 47] couple storage and compute resources, *i.e.*, it is not possible to scale the number of embedding table partitions without increasing the number of trainers. This affects fault tolerance and resource utilization. For fault tolerance, given the extremely large embedding table sizes, checkpointing a trainer can take several minutes [11] during which the compute resources stay idle. The lack of *disaggregation* also leads to poor resource utilization [4, 9], *e.g.*, when embedding tables

are extremely large but the dense neural network parameters are small, an optimal configuration would be to use more servers for embedding tables but have fewer trainers.

Thus, we design a disaggregated architecture for BAGPIPE (Figure 5) with four major components: (i) Data Processors (ii) Oracle Cacher (iii) Distributed Trainer (iv) Embedding Servers.

Data Processor. Data processors read and batch training data which is resource intensive.

Similar to prior designs [64] we offload data processing to reduce trainer overheads. Data processors are stateless and can be restarted on failure.

Oracle Cacher. Oracle Cacher is a centralized service that inspects all the training batches using the lookahead algorithm (Algorithm 1). Oracle Cacher decides which elements to prefetch for the current batch and the TTL for eviction of elements being cached. Oracle Cacher sends the training data as well as the embedding ids that need to be cached/prefetched using async RPC calls to the trainers. Oracle Cacher is designed such that all the necessary internal state is also present on the trainers. Therefore, whenever Oracle Cacher has to be restarted we only need to fetch the last iteration number processed by the trainers and the embedding IDs present on them.

Trainer. Trainers hold the dense neural network portion of the recommendation model and the LRPP cache in the GPU memory. The trainers perform forward and backward passes in a synchronous fashion. Trainers also: (i) prefetch the embeddings based on requests sent by Oracle Cacher (ii) perform cache maintenance including addition and eviction of embeddings. When a trainer fails, Oracle Cacher makes an RPC call to ask existing trainers to checkpoint their state (model parameters and cache contents) and then copies this state to the newly started trainer. Each of the trainers then discard their gradients and Oracle Cacher starts from the previous iteration. With delayed synchronization and LRPP enabled we might lose updates of at most one iteration, which is unlikely to affect model convergence [50].

Embedding Server. Embedding servers store all the embedding tables and act as a sharded parameter server, handling the prefetch and update requests from the trainers. We use the techniques presented in prior work [11] to checkpoint embedding servers periodically.

3.5 Discussion

Next, we discuss some benefits and limitations of our design.

Generalizing across skew patterns. Unlike prior work [3], BAGPIPE’s optimizations are resistant to drastic embedding access skew changes (evaluated in §5.3). This is because BAGPIPE does not just rely on caching of a fixed set of hot embeddings, it speeds up access to cold embeddings using pre-fetching. So if there exists datasets that do not display a high degree of skew, BAGPIPE will still outperform prior work.

¹We ignore the time taken by the Gurboi solver to consider the best case scenario for partitioned caches.

Applicability in online training. BAGPIPE’s optimizations are applicable to offline training, as it relies on the ability to look at future batches to build a cache. In case of online training examples arrive sporadically thus restricting lookahead.

Scalability of Oracle Cacher. The overhead of Oracle Cacher is extremely small even for extremely large batch sizes and lookahead values. In §5.3 we find that Oracle Cacher, even for large batch size of 131K, can dispatch 3.27 Million samples per second. Further, Oracle Cacher needs to be only faster than the time taken by trainers for forward and backward pass. However, if needed Oracle Cacher can be easily partitioned to increase scalability for datasets with large number of embedding tables. To shard, each partition of Oracle Cacher can work on a different embedding table of each example, *e.g.*, if there are 1000 categorical features, we can launch 10 oracle cachers; for each example they work on their subset of 100 categorical features.

4 Implementation

BAGPIPE is implemented in around 5000 lines of Python. Async RPC’s are used to communicate across different components. For synchronization of dense parameters and caches we use collective communication primitives present in NCCL [1]. BAGPIPE is completely integrated with PyTorch and existing model training code can use it with 4 to 5 lines of changes. API details will be present in our open source version.

Overlapping cache management with training. We perform, all cache management operations in a separate thread thus not affecting the training process. Our caching data structure can operate completely lock free, because in our Oracle Cacher’s lookahead formulation, we guarantee that the training thread and cache maintenance thread will operate on completely separate indices of the cache. This ensures that cache management has minimal overhead on training.

Automatically Calculating Lookahead. BAGPIPE uses two configuration parameters: maximum cache size and lookahead value (\mathcal{L}). Providing the maximum cache size is mandatory, it can be determined by computing amount of free memory available after allocating space for the dense neural network parameters. \mathcal{L} can be automatically calculated if it is missing. To calculate \mathcal{L} , at startup BAGPIPE keeps prefetching until it detects the cache is full. On detecting that the cache is full, BAGPIPE selects the number of batches prefetched so far as the \mathcal{L} . Further, BAGPIPE can also handle scenarios where the configuration variables are incompatible. Since Oracle Cacher always has a consistent view of the cache, if it observes that the cache is going to be full it can reduce the \mathcal{L} . We perform a sensitivity analysis on \mathcal{L} in §5.3.

5 Evaluation

We evaluate BAGPIPE by measuring improvements in per iteration time against four baselines, observing a speedup of 2.1× to 5.6× for the DLRM model. Further, we vary the recommendation model architecture and compare BAGPIPE

against the best-performing baseline with four different models and observe a speedup of up to 3.7×. We also analyze the performance of BAGPIPE on different hardware and datasets and evaluate other aspects of BAGPIPE like fault tolerance (§5.2) and sensitivity to configuration parameters (§5.3).

Baseline Systems. To compare BAGPIPE we use four open source baselines discussed in §2.2. We compare BAGPIPE with FAE [3], FB-Research’s training system [47], TorchRec [40] and HET [41]. We discuss additional details of these systems when comparing them with BAGPIPE in §5.1.

Models and Datasets. We use four different recommendation models including Facebook’s DLRM [46], Google’s Wide&Deep [7], Deep&Cross Networks [57], and Huawei’s DeepFM [14]. Table 2 describes the models used to evaluate BAGPIPE. The models differ markedly in terms of the dense parameters, *e.g.*, the largest model has 33.8 Million parameters while the smallest one only has 136K parameters. For datasets, we use the Kaggle Criteo [29], Avazu [25] and Criteo Terabyte dataset [30] (largest publicly available dataset). Table 1 describes the embedding table size for each dataset.

Cluster Setup. We run all our experiments on Amazon Web Services(AWS). For trainers, we use *p3.2xlarge* instances while Embedding Server and Oracle Cacher run on a *c5.18xlarge* instance each. Each *p3.2xlarge* instance contains a Nvidia V100 GPU, 8 CPU cores and 64 GB of memory with inter-node bandwidth of up to 10 Gbps. Each *c5.18xlarge* has 72 CPU cores and 144 GB of memory. For BAGPIPE we launched dataloaders on the same *c5.18xlarge* as Oracle Cacher since the machine had ample compute. To study the performance of BAGPIPE in a setting with different amounts of compute and bandwidth we also run some experiments on *g5.8xlarge* where each machine has an Nvidia A10G GPU, 32 CPU cores with inter-node bandwidth of 25 Gbps.

BAGPIPE Configuration. Unless otherwise stated, for all our experiments we set the cache size to enable lookahead of up to 200 batches. We study the sensitivity of these parameters and their effect on throughput in §5.3. We run all our experiments for 2000 iterations, which roughly translates to 1 epoch of Criteo Kaggle Dataset with batch size of 16,384.

Metrics. For all our experiments we plot average per-iteration time with error bars representing standard deviation. This directly translates to the time taken to train a fixed number of epochs. As BAGPIPE guarantees consistent access to embeddings, the accuracy after each iteration exactly matches other synchronous training baselines. We validate this in §5.1.

5.1 Comparing BAGPIPE

We first evaluate BAGPIPE by comparing it against a number of existing systems and study how our benefits change as we vary the models, datasets, and hardware.

Comparing BAGPIPE with existing systems. In Figure 9, we compare BAGPIPE with four existing systems, FAE [3], FB-Research training system [47], TORCHREC [40] and HET [41].

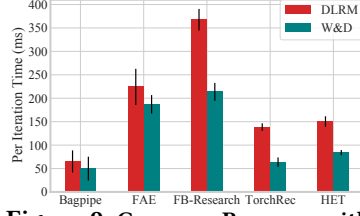


Figure 9. Compare BAGPIPE with Existing Systems: We compare per iteration time of BAGPIPE against existing FAE [3], FB-Research training system [47], TorchRec [40] and HET [41]. BAGPIPE provides speedups between 1.2 \times and 5.6 \times .

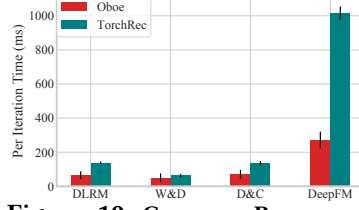


Figure 10. Compare BAGPIPE with different models: We compare BAGPIPE and TORCHREC on four different models, DLRM [46], W&D [7], D&C [57], and DeepFM [14]. We observe speedups between 1.2 \times and 3.7 \times .

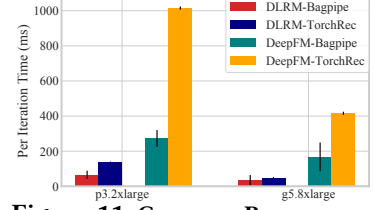


Figure 11. Compare BAGPIPE on different Hardware: Speedup provided by BAGPIPE over TORCHREC on *p3.2xlarge* decreases from 3.7 \times to 2.5 \times on *g5.8xlarge* (high bandwidth) depicting that TORCHREC is more constrained by bandwidth.

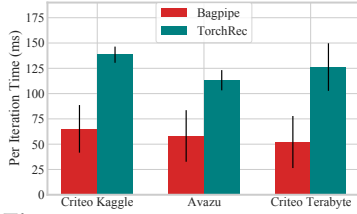


Figure 12. Compare with Different Datasets: BAGPIPE consistently provides speedups between 1.9 \times to 2.4 \times across datasets.

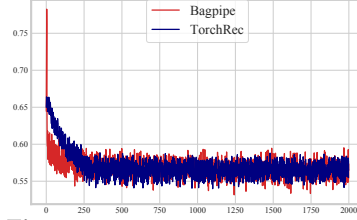


Figure 13. Loss convergence for BAGPIPE and TORCHREC: Convergence of BAGPIPE and TORCHREC is very similar, with slight differences due to random initialization.

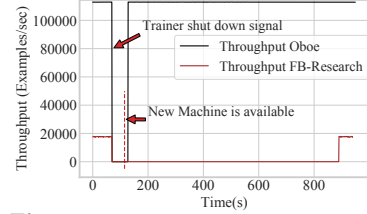


Figure 14. Recovery from trainer failure: BAGPIPE requires less than 60 seconds to recover from a trainer failure compared to 13 minutes for FB-Research System.

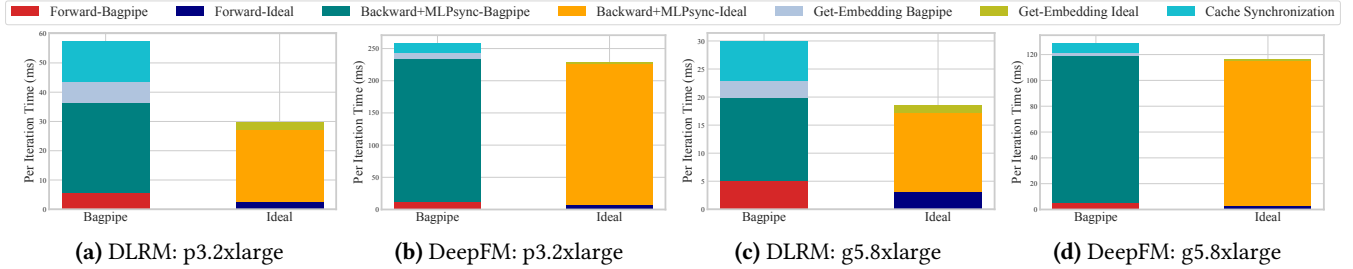


Figure 15. Comparing with Ideal: Comparing BAGPIPE with an *ideal* system which has no overhead for embedding fetch, we observe that system comes within 10% of time per iteration for large models where there is potential to overlap embedding accesses.

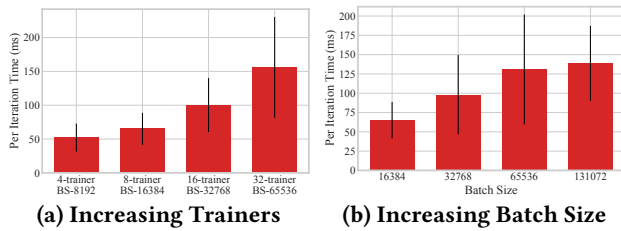


Figure 16. Scalability of BAGPIPE: (left) we increase the number of trainers such that batch size per machine is constant; BAGPIPE provides sublinear scalability due to increasing communication bottlenecks. (right) Increasing batch size with 8 trainers results in better throughput as we are able to better overlap communication.

We use Criteo Kaggle dataset with batch size 16,384 (a common batch size among MLPerf [39] entries) and two popular recommendation models DLRM [46] and W&D [7].

FAE needs to perform pre-processing on training data to classify embeddings as either hot or cold.

To evaluate the best case scenario for FAE, we do not account for the additional time FAE spends in partitioning batches and deciding the placement of embeddings. As shown in Figure 9, BAGPIPE achieves 3.4 \times speedups for the DLRM model and 3.7 \times speedups for W&D. As discussed in §2.2, during hot batch training FAE has similar cache synchronization overheads as BAGPIPE, but when it switches to cold batches, it suffers additional embedding access overheads due to no prefetching.

Next, we compare BAGPIPE with open source FB-Research training system [47], built over PyTorch and Caffe-2, is designed for DLRM models [46] but can be easily modified to support other embedding-based deep recommendation models like W&D [7]. BAGPIPE provides 5.6 \times and 4.2 \times speedups over FB-Research training system. FB-Research system is slow due to spending almost 60% of the time on data loading, which has also been observed by prior works [48, 64] as well, leading to worse throughput compared to BAGPIPE which offloads data-preprocessing to remote machines.

When compared against TORCHREC, a recent open source system built over PyTorch [35] and FBGEMM [49] to facilitate training of recommendation of models, we observe that BAGPIPE is around $2.1\times$ faster for DLRM models and around $1.3\times$ faster for W&D models.

Unlike BAGPIPE, TORCHREC does not perform any caching or pre-fetching, and therefore fetches and writes back a large number of embeddings on the critical path. BAGPIPE reduces and overlaps the amount of embedding-related communication on the critical path.

To compare with HET [41], a system that performs bounded asynchronous training as described in §2.2,

we use the author-provided code implemented in C++ with Python bindings to evaluate HET and set the asynchrony bound to 100, as suggested by the authors for maximum speedup. We find that BAGPIPE is around $2.3\times$ faster than HET for DLRM and $1.6\times$ faster for W&D. We observe that, despite performing asynchronous training, HET needs to fetch embeddings that are not available in the local cache from the parameter server on the critical path. With increase in batch size the number of cache misses increases as well, due to the long tail of accesses (discussed in §2.3). We also verify that our performance closely matches with those reported in the paper [41].

As the speedup of BAGPIPE varies across models, we perform a detailed investigation to understand this. Among all baselines we observe TORCHREC to be the best performing baseline as it efficiently overlaps different parts of the training pipeline and make better use of network bandwidth using the `all2all` primitive for embedding fetches. Thus, for the next set of experiments we compare BAGPIPE with TORCHREC.

Comparing BAGPIPE on other models. In addition to W&D and DLRM, we also train the Deep&Cross Network (D&C) [57] and DeepFM models [14] with BAGPIPE and TORCHREC. D&C models contain an additional Cross Network component, which performs explicit feature crossing of sparse features to learn predictive features of bounded degree without manual feature engineering. DeepFM introduces a factorization module that learns up to 2-order feature interactions between sparse and dense features.

Details of these models are available in Table 2. In Figure 10 we observe that performance gains provided by BAGPIPE over TORCHREC depends on the size and computation requirements of the dense portion of recommendation models, e.g., for W&D which only has around 131,000 dense parameters we observe that BAGPIPE provides only a $1.2\times$ speedup, while for DeepFM which has 33.8 million parameters BAGPIPE provides a speedup of over $3.7\times$. We believe that this is due to the pipelining mechanism present in TORCHREC where the authors overlap the embedding write-back with the synchronization of the dense model. As the model size increases, the bandwidth requirement for synchronization also increases and the synchronization of dense model and

embedding write-backs ends up competing for the same set of network resources. Meanwhile, BAGPIPE significantly reduces the amount of embedding synchronization due to caching. Further, delayed synchronization allows BAGPIPE overlap forward pass of the next iteration. Thus, our analysis indicates that TORCHREC, unlike BAGPIPE, is heavily bottlenecked by the network bandwidth available. To verify this, we next run experiments on a different hardware.

Comparing BAGPIPE on different hardware. To understand the performance of BAGPIPE on different hardware setups, especially in terms of network bandwidth, we evaluate BAGPIPE on *g5.8xlarge* (A10G GPU and 25 Gbps bandwidth) instances. In terms of compute, A10G performs similar to V100, but the bandwidth on *g5.8xlarge* is 25 Gbps compared to 10 Gbps on *p3.2xlarge*. We use the same hyper-parameters and model configurations as in previous sections. Figure 11 shows a comparison of per-iteration time between DLRM and DeepFM, for both BAGPIPE and TORCHREC. We observe that BAGPIPE with DLRM model on *g5.8xlarge* trainers is around $1.9\times$ faster than *p3.2xlarge* trainers.

On other hand, the DLRM model with TORCHREC on *g5.8xlarge* trainers is around $2.4\times$ faster than *p3.2xlarge* trainers.

Similarly for DeepFM, time for TORCHREC reduces by $2.4\times$ (1015ms to 414ms) when we switch from *p3.2xlarge* instances to *g5.8xlarge*. This confirms our hypothesis that for larger models TORCHREC is bounded by bandwidth, while BAGPIPE, because of caching and efficient pipelining of communication, makes better use of network resources. However, it is unclear yet, what fraction of the iteration time in BAGPIPE is spent on network-bound embedding access and to understand this, we next compare BAGPIPE to an *ideal* system which has no overhead of embedding accesses.

Comparing BAGPIPE with an *ideal* system.

Comparison BAGPIPE to an *ideal* system will show how far BAGPIPE’s design is from completely alleviating embedding access overheads. To create such an ideal system, we prefetch all necessary embeddings to the GPU memory before starting training and switch off prefetch, cache sync, and cache eviction modules of BAGPIPE. In Figure 15, we perform this comparison for DLRM and DeepFM models on both *p3.2xlarge* and *g5.8xlarge*. DLRM model on *p3.2xlarge* instance on *ideal* system takes around 30ms while, BAGPIPE takes around 56ms. DLRM model on *g5.8xlarge* on the *ideal* system takes around 19ms while BAGPIPE takes around 30ms. This shows that at lower bandwidths for DLRM, there are periods in the pipeline when model training is blocked on embedding operations. We also study the same effect with DeepFM, a larger model that provides more opportunities for BAGPIPE to overlap embedding-related operations. For DeepFM we observe that on *p3.2xlarge* instances *ideal* takes around 236ms while BAGPIPE takes around 253ms (overhead 17ms). On high bandwidth *g5.8xlarge* instance *ideal* system takes around 116ms while BAGPIPE takes around 128ms (overhead of 12ms). These results indicate that BAGPIPE gets

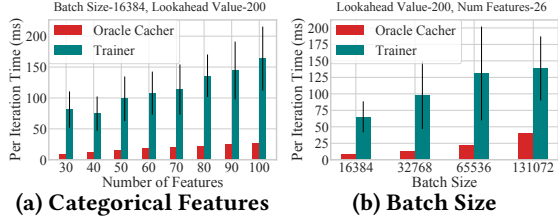


Figure 17. Latency of Oracle Cacher: We observe that overall Oracle Cacher scales very well, it increases sub-linearly with the increase in the number of features and batch size. However, training time will always hide the latency of Oracle Cacher.

within 10% of an *ideal* system with deeper models and has almost constant overhead for providing embeddings (around 12 to 20 ms) even at lower bandwidths.

Comparison on Different Datasets. We also analyse performance of BAGPIPE on Avazu [25] and Criteo Terabyte [30] (largest publicly available dataset). Using eight *p3.2xlarge* instances as trainers, in Figure 12 we see that compared to TORCHREC on DLRM model, BAGPIPE is 1.9× to 2.4× faster. This shows that irrespective of the dataset BAGPIPE provides a significant speedup over the best-performing baseline.

Convergence Comparison. Since BAGPIPE ensures that embedding reads are not stale, it should have the same convergence properties as synchronous training using TORCHREC. We verify this in Figure 13 where we see that BAGPIPE’s convergence is very close to TORCHREC with minor differences arising from random initialization. For HET we observed that the convergence depends on the model complexity; for DLRM, HET’s open source code [21] did not converge to the same loss as TORCHREC, while we observed similar convergence as TORCHREC for W&D, a smaller model². Overall, we see that BAGPIPE retains the convergence of synchronous training while providing per-iteration speedups.

5.2 Scalability and Fault Tolerance

Scalability. In Figure 16a, we scale batch size and number of machines (up to 32 GPUs and batch size of 65,536). With increase in batch size the number of embeddings to fetch and synchronize increases. Despite increase in communication, BAGPIPE scales around 1.4× for 2× increase in resources and work (320K samples/sec for 16 trainers vs 446K samples/sec for 32 trainers).

In Figure 16b we scale just batch size, we observe that batch size 65,536 takes a very similar time as batch size 131,072. Because with a higher batch size BAGPIPE is able to overlap a bigger proportion of cache synchronization with the longer forward pass.

Fault Tolerance. In Figure 14 we observe that trainer in BAGPIPE recover in less than a minute, compared to FB-research system which close to 13 minutes.

For the FB-Research system we make a best-case assumption that the framework can checkpoint the iteration just before failure, to avoid checkpointing at every iteration. Even

²We have reported this issue to the HET authors

Table 3. Effect of increasing \mathcal{L} : With increase in \mathcal{L} the cache size required increases but improves throughput till \mathcal{L} of 100.

Lookahead	Cache Size (MB)	Avg Time per Iteration (ms)
5	39.6	535.6
10	66.7	289.3
50	235.2	85.7
100	410.5	67.3
200	720.6	65.1
300	1003.3	65.6

in this case, FB-Research system takes around 13 minutes to recover since the amount of state on each trainer includes a large shard of the embeddings. Meanwhile, trainers in BAGPIPE are able to recover in less than a minute and do not require checkpointing at every iteration (§3.4). Other systems do not discuss fault tolerance.

5.3 Sensitivity Analysis of BAGPIPE

Next, we study the performance of BAGPIPE with different configurations and also micro-benchmark components of BAGPIPE. Unless stated otherwise, we use the same setup described §5, with a batch size of 16,384 on Criteo Kaggle dataset.

Overhead of Oracle Cacher. In Figure 17a, 17b we observe Oracle Cacher’s overhead increases sub-linearly with increase in categorical features and batch size. However, the time per iteration is still significantly higher than the time taken to perform lookahead by Oracle Cacher. Since Oracle Cacher overlaps with training, it only becomes a bottleneck if its time exceeds that of trainer. Overall, we find that Oracle Cacher can almost dispatch 3.27 Million examples per second. We find that this is sufficient to power the most optimized systems reported in prior work (e.g., 8 ZionEx nodes (128 A100 GPUs) processing up to 1.6 Million samples per second [44]). We benchmarked Oracle Cacher for other parameters like different \mathcal{L} and observe constant throughput, i.e., complexity of Oracle Cacher does not depend on \mathcal{L} .

Effect of \mathcal{L} . In Table 3 we study how cache size required and throughput changes for different \mathcal{L} . As \mathcal{L} increases, cache size required increases sub-linearly. This sub-linear behavior due to reuse of embeddings found in the previous batches during lookahead process. We also observe that throughput benefits from increasing \mathcal{L} start plateauing beyond 100. This is because as the lookahead value goes over 200, we are keeping all the popular elements in the cache, and increasing \mathcal{L} at this point does not affect communication much.

Effect of Access Pattern Skew. Unlike some prior systems [3], BAGPIPE is designed to handle skew pattern changes. To study performance of BAGPIPE when the skew pattern changes, we create an artificial dataset similar to Criteo Kaggle dataset with the same number of features and samples but with different skew patterns. We choose top 1% of embeddings and then create an exponential function such that cumulative probability of sampling from top 1% embeddings is equivalent to the chosen skew, e.g., top 1% of embeddings are responsible for 40% accesses. The remaining embeddings are sampled such that they lead to the remaining 60% of accesses. In Figure 18 we study how the iteration time changes

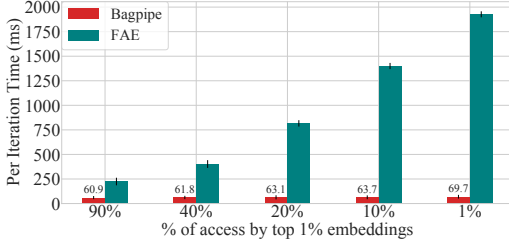


Figure 18. Effect of change in skew: Comparing when 1% of embeddings perform 90% of embedding accesses to just 1% of embedding access (no skew), BAGPIPE’s time increase from 60.9ms to 69.7ms, showing BAGPIPE’s resistance to changes in data skew

as the embedding reuse of top 1% embeddings changes between 90% and 1%; e.g., the 40% bar reflects the runtime when 1% of embeddings are reused 40% of the time. We observe that due to optimizations present in BAGPIPE like pre-fetching, LRPP and delayed synchronization even when the degree of skew changes from 90% skew to no skew, BAGPIPE’s per iteration time changes at most by 13%. On the other hand, FAE [3], which relies only on caching degrades by 7.2 \times .

6 Related Work

Multiple systems have been developed for training large DNN’s. Systems like PipeDream [45] and Gpipe [22] introduce pipeline parallelism to enable efficient model parallel training. These systems are designed for dense training, while recommendation models have sparse access patterns, also requiring a hybrid data and model-parallel setup which is not supported in these systems. Prior domain specific systems like Marius [42] and P3 [13] for Graph Neural Network training, Oort [31] and FedML [19] for federated learning do not support offline recommendation model training.

Pipeswitch [5] and SwitchFlow [61] build mechanisms for fast preemption to schedule training and inference jobs to improve resource utilization. [5] relies on the idea that model weights have a deterministic access pattern (a simple example for PipeSwitch is that Layer 1 will be accessed before Layer 2), and uses this to start computation before moving the full model to the GPU. Unlike BAGPIPE, Pipeswitch does not handle a case where the weights of the model (embeddings) are accessed dynamically depending on the training data.

For offline training of recommendation models several prior systems like FAE [3], TORCHREC [40], HET [41] have been designed. We have compared to these systems in the §5 and discussed how BAGPIPE is different. Other approaches like TTRec [63] and [17] improve performance using approximations like tensor compression and gradient compression, which unlike BAGPIPE, change the training algorithm and can lead to accuracy loss.

7 Conclusion

We presented BAGPIPE, a new system that can accelerate the training of deep learning based recommendation models. Our gains are derived from better resource utilization and by overlapping computation with data movement. Our disaggregated architecture also allows independent scaling of resources and better fault tolerance, while retaining synchronous training semantics. Our experiments show that BAGPIPE provides an end-to-end speedup of up to 5.6 \times over state-of-the-art baselines.

References

- [1] Massively scale your deep learning training with nccl 2.4. <https://bit.ly/341nGfs>. Accessed: December 10, 2020.
- [2] Bilge Acun, Matthew Murphy, Xiaodong Wang, Jade Nie, Carole-Jean Wu, and Kim Hazelwood. Understanding training efficiency of deep learning recommendation models at scale. In *2021 IEEE International Symposium on High-Performance Computer Architecture (HPCA)*, pages 802–814. IEEE, 2021.
- [3] Muhammad Adnan, Yassaman Ebrahimzadeh Maboud, Divya Mahajan, and Prashant J Nair. High-performance training by exploiting hot-embeddings in recommendation systems. *arXiv preprint arXiv:2103.00686*, 2021.
- [4] Michael Armbrust, Ali Ghodsi, Reynold Xin, and Matei Zaharia. Lakehouse: a new generation of open platforms that unify data warehousing and advanced analytics. In *Proceedings of CIDR*, 2021.
- [5] Zhihao Bai, Zhen Zhang, Yibo Zhu, and Xin Jin. Pipeswitch: Fast pipelined context switching for deep learning applications. In *Proceedings of the 14th USENIX Conference on Operating Systems Design and Implementation*, pages 499–514, 2020.
- [6] Laszlo A. Belady. A study of replacement algorithms for a virtual-storage computer. *IBM Systems journal*, 5(2):78–101, 1966.
- [7] Heng-Tze Cheng, Levent Koc, Jeremiah Harmsen, Tal Shaked, Tushar Chandra, Hrishi Aradhye, Glen Anderson, Greg Corrado, Wei Chai, Mustafa Ispir, et al. Wide & deep learning for recommender systems. In *Proceedings of the 1st workshop on deep learning for recommender systems*, pages 7–10, 2016.
- [8] Paul Covington, Jay Adams, and Emre Sargin. Deep neural networks for youtube recommendations. In *Proceedings of the 10th ACM conference on recommender systems*, pages 191–198, 2016.
- [9] Benoit Dageville, Thierry Cruanes, Marcin Zukowski, Vadim Antonov, Artin Avanes, Jon Bock, Jonathan Claybaugh, Daniel Engovatov, Martin Hentschel, Jiansheng Huang, et al. The snowflake elastic data warehouse. In *Proceedings of the 2016 International Conference on Management of Data*, pages 215–226, 2016.
- [10] Shuiguang Deng, Longtao Huang, Guandong Xu, Xindong Wu, and Zhaohui Wu. On deep learning for trust-aware recommendations in social networks. *IEEE transactions on neural networks and learning systems*, 28(5):1164–1177, 2016.
- [11] Assaf Eisenman, Kiran Kumar Matam, Steven Ingram, Dheevatsa Mudigere, Raghuraman Krishnamoorthi, Krishnakumar Nair, Misha Smelyanskiy, and Murali Annavam. {Check-N-Run}: a checkpointing system for training deep learning recommendation models. In *19th USENIX Symposium on Networked Systems Design and Implementation (NSDI 22)*, pages 929–943, 2022.
- [12] Robert M French. Catastrophic forgetting in connectionist networks. *Trends in cognitive sciences*, 3(4):128–135, 1999.
- [13] Swapnil Gandhi and Anand Padmanabha Iyer. P3: Distributed deep graph learning at scale. In *OSDI*, pages 551–568, 2021.
- [14] Huifeng Guo, Ruiming Tang, Yunming Ye, Zhenguo Li, and Xiuqiang He. Deepfm: A factorization-machine based neural network for ctr prediction. In *IJCAI*, 2017.

- [15] Udit Gupta, Samuel Hsia, Vikram Saraph, Xiaodong Wang, Brandon Reagen, Gu-Yeon Wei, Hsien-Hsin S Lee, David Brooks, and Carole-Jean Wu. Deeprecsys: A system for optimizing end-to-end at-scale neural recommendation inference. In *2020 ACM/IEEE 47th Annual International Symposium on Computer Architecture (ISCA)*, pages 982–995. IEEE, 2020.
- [16] Udit Gupta, Carole-Jean Wu, Xiaodong Wang, Maxim Naumov, Brandon Reagen, David Brooks, Bradford Cottle, Kim Hazelwood, Mark Hempstead, Bill Jia, et al. The architectural implications of facebook’s dnn-based personalized recommendation. In *2020 IEEE International Symposium on High Performance Computer Architecture (HPCA)*, pages 488–501. IEEE, 2020.
- [17] Vipul Gupta, Dhruv Choudhary, Peter Tang, Xiaohan Wei, Xing Wang, Yuzhen Huang, Arun Kejariwal, Kannan Ramchandran, and Michael W Mahoney. Training recommender systems at scale: Communication-efficient model and data parallelism. In *Proceedings of the 27th ACM SIGKDD Conference on Knowledge Discovery & Data Mining*, pages 2928–2936, 2021.
- [18] Gurobi optimization. <https://www.gurobi.com/>.
- [19] Chaoyang He, Songze Li, Jinhyun So, Mi Zhang, Hongyi Wang, Xiaoyang Wang, Praneeth Vepakomma, Abhishek Singh, Hang Qiu, Li Shen, Peilin Zhao, Yan Kang, Yang Liu, Ramesh Raskar, Qiang Yang, Murali Annavam, and Salman Avestimehr. Fedml: A research library and benchmark for federated machine learning. *Advances in Neural Information Processing Systems, Best Paper Award at Federate Learning Workshop*, 2020.
- [20] Xiangnan He, Lizi Liao, Hanwang Zhang, Liqiang Nie, Xia Hu, and Tat-Seng Chua. Neural collaborative filtering. In *Proceedings of the 26th international conference on world wide web*, pages 173–182, 2017.
- [21] Source code for het. <https://github.com/Hsword/Hetu/tree/ef1959>.
- [22] Yanping Huang, Youlong Cheng, Ankur Bapna, Orhan Firat, Dehao Chen, Mia Chen, HyoukJoong Lee, Jiquan Ngiam, Quoc V Le, Yonghui Wu, et al. Gpipe: Efficient training of giant neural networks using pipeline parallelism. *Advances in neural information processing systems*, 32, 2019.
- [23] Yuzhen Huang, Xiaohan Wei, Xing Wang, Jiyan Yang, Bor-Yiing Su, Shivam Bharuka, Dhruv Choudhary, Zewei Jiang, Hai Zheng, and Jack Langman. Hierarchical training: Scaling deep recommendation models on large cpu clusters. In *Proceedings of the 27th ACM SIGKDD Conference on Knowledge Discovery & Data Mining, KDD ’21*, page 3050–3058, New York, NY, USA, 2021. Association for Computing Machinery.
- [24] NVIDIA Merlin HugeCTR Framework. <https://developer.nvidia.com/nvidia-merlin/hugectr>.
- [25] Avazu Inc. Avazu click logs. <https://www.kaggle.com/c/avazu-ctr-prediction/data>, 2013. Accessed: December 10, 2020.
- [26] Tigran Ishkhanov, Maxim Naumov, Xianjie Chen, Yan Zhu, Yuan Zhong, Alisson Gusatti Azzolini, Chonglin Sun, Frank Jiang, Andrey Malevich, and Liang Xiong. Time-based sequence model for personalization and recommendation systems. *arXiv preprint arXiv:2008.11922*, 2020.
- [27] Zhihao Jia, Matei Zaharia, and Alex Aiken. Beyond data and model parallelism for deep neural networks. *Proceedings of Machine Learning and Systems*, 1:1–13, 2019.
- [28] Dharshan Kumaran, Demis Hassabis, and James L McClelland. What learning systems do intelligent agents need? complementary learning systems theory updated. *Trends in cognitive sciences*, 20(7):512–534, 2016.
- [29] Criteo Labs. Criteo kaggle logs. <https://labs.criteo.com/2014/02/kaggle-display-advertising-challenge-dataset/>, 2013. Accessed: December 10, 2020.
- [30] Criteo Labs. Terabyte click logs. <https://labs.criteo.com/2014/02/kaggle-display-advertising-challenge-dataset/>, 2013. Accessed: December 10, 2020.
- [31] Fan Lai, Xiangfeng Zhu, Harsha V Madhyastha, and Mosharaf Chowdhury. Oort: Efficient federated learning via guided participant selection. In *OSDI*, pages 19–35, 2021.
- [32] Joonseok Lee, Sami Abu-El-Haija, Balakrishnan Varadarajan, and Apostol Natsev. Collaborative deep metric learning for video understanding. In *Proceedings of the 24th ACM SIGKDD International Conference on Knowledge Discovery & Data Mining*, pages 481–490, 2018.
- [33] Mu Li, David G Andersen, Jun Woo Park, Alexander J Smola, Amr Ahmed, Vanja Josifovski, James Long, Eugene J Shekita, and Bor-Yiing Su. Scaling distributed machine learning with the parameter server. In *11th {USENIX} Symposium on Operating Systems Design and Implementation ({OSDI} 14)*, pages 583–598, 2014.
- [34] Pengcheng Li, Runze Li, Qing Da, An-Xiang Zeng, and Lijun Zhang. Improving multi-scenario learning to rank in e-commerce by exploiting task relationships in the label space. In *Proceedings of the 29th ACM International Conference on Information & Knowledge Management*, pages 2605–2612, 2020.
- [35] Shen Li, Yanli Zhao, Rohan Varma, Omkar Salpekar, Pieter Noordhuis, Teng Li, Adam Paszke, Jeff Smith, Brian Vaughan, Pritam Damania, et al. Pytorch distributed: Experiences on accelerating data parallel training. *arXiv preprint arXiv:2006.15704*, 2020.
- [36] Zhi Li, Hongke Zhao, Qi Liu, Zhenya Huang, Tao Mei, and Enhong Chen. Learning from history and present: Next-item recommendation via discriminatively exploiting user behaviors. In *Proceedings of the 24th ACM SIGKDD International Conference on Knowledge Discovery & Data Mining*, pages 1734–1743, 2018.
- [37] Xiangru Lian, Binhang Yuan, Xuefeng Zhu, Yulong Wang, Yongjun He, Honghuan Wu, Lei Sun, Haodong Lyu, Chengjun Liu, Xing Dong, et al. Persia: A hybrid system scaling deep learning based recommenders up to 100 trillion parameters. *arXiv preprint arXiv:2111.05897*, 2021.
- [38] David C Liu, Stephanie Rogers, Raymond Shiao, Dmitry Kislyuk, Kevin C Ma, Zhigang Zhong, Jenny Liu, and Yushi Jing. Related pins at pinterest: The evolution of a real-world recommender system. In *Proceedings of the 26th international conference on world wide web companion*, pages 583–592, 2017.
- [39] Peter Mattson, Christine Cheng, Gregory Diamos, Cody Coleman, Paulius Micikevicius, David Patterson, Hanlin Tang, Gu-Yeon Wei, Peter Bailis, Victor Bittorf, et al. Mlperf training benchmark. *Proceedings of Machine Learning and Systems*, 2:336–349, 2020.
- [40] Meta. Torchrec. <https://github.com/pytorch/torchrec/>, 2022. Accessed: December 2, 2022.
- [41] Xupeng Miao, Hailin Zhang, Yining Shi, Xiaonan Nie, Zhi Yang, Yangyu Tao, and Bin Cui. Het: Scaling out huge embedding model training via cache-enabled distributed framework. *Proc. VLDB Endow.*, 15(2):312–320, 2022.
- [42] Jason Mohoney, Roger Waleffe, Henry Xu, Theodoros Rekatsinas, and Shivaram Venkataraman. Marius: Learning massive graph embeddings on a single machine. In *15th USENIX Symposium on Operating Systems Design and Implementation (OSDI) 21*, 2021.
- [43] Mpi all to all. https://www.rookiehpc.com/mpi/docs/mpi_alltoall.php, 2019. Accessed: December 12, 2022.
- [44] Dheevatsa Mudigere, Yuchen Hao, Jianyu Huang, Zhihao Jia, Andrew Tulloch, Srinivas Sridharan, Xing Liu, Mustafa Ozdal, Jade Nie, Jongsoo Park, et al. Software-hardware co-design for fast and scalable training of deep learning recommendation models. *arXiv preprint arXiv:2104.05158*, 2021.
- [45] Deepak Narayanan, Aaron Harlap, Amar Phanishayee, Vivek Seshadri, Nikhil R Devanur, Gregory R Ganger, Phillip B Gibbons, and Matei Zaharia. Pipedream: generalized pipeline parallelism for dnn training. In *Proceedings of the 27th ACM Symposium on Operating Systems Principles*, pages 1–15, 2019.
- [46] Maxim Naumov, Dheevatsa Mudigere, Hao-Jun Michael Shi, Jianyu Huang, Narayanan Sundaraman, Jongsoo Park, Xiaodong Wang, Udit

- Gupta, Carole-Jean Wu, Alisson G Azzolini, et al. Deep learning recommendation model for personalization and recommendation systems. *arXiv preprint arXiv:1906.00091*, 2019.
- [47] Facebook Research. Facebook research dlrm. <https://github.com/facebookresearch/dlrm>, 2019. Accessed: December 10, 2021.
- [48] Facebook Research. Facebook research dlrm. <https://github.com/facebookresearch/dlrm/issues/206>, 2019. Accessed: December 10, 2021.
- [49] Facebook Research. Fbgemm. <http://github.com/facebookresearch/fbgemm>, 2019. Accessed: December 2, 2022.
- [50] Sebastian U Stich. Local sgd converges fast and communicates little. *arXiv preprint arXiv:1805.09767*, 2018.
- [51] Yuhan Su, Zhongming Jin, Ying Chen, Xinghai Sun, Yaming Yang, Fangzheng Qiao, Fen Xia, and Wei Xu. Improving click-through rate prediction accuracy in online advertising by transfer learning. In *Proceedings of the International Conference on Web Intelligence*, pages 1018–1025, 2017.
- [52] Yong Kiam Tan, Xinxing Xu, and Yong Liu. Improved recurrent neural networks for session-based recommendations. In *Proceedings of the 1st workshop on deep learning for recommender systems*, pages 17–22, 2016.
- [53] Rajeev Thakur, Rolf Rabenseifner, and William Gropp. Optimization of collective communication operations in mpich. *The International Journal of High Performance Computing Applications*, 19(1):49–66, 2005.
- [54] Trinh Xuan Tuan and Tu Minh Phuong. 3d convolutional networks for session-based recommendation with content features. In *Proceedings of the eleventh ACM conference on recommender systems*, pages 138–146, 2017.
- [55] Bartłomiej Twardowski. Modelling contextual information in session-aware recommender systems with neural networks. In *Proceedings of the 10th ACM Conference on Recommender Systems*, pages 273–276, 2016.
- [56] Aäron Van Den Oord, Sander Dieleman, and Benjamin Schrauwen. Deep content-based music recommendation. In *Neural Information Processing Systems Conference (NIPS 2013)*, volume 26. Neural Information Processing Systems Foundation (NIPS), 2013.
- [57] Ruoxi Wang, Bin Fu, Gang Fu, and Mingliang Wang. Deep & cross network for ad click predictions. In *Proceedings of the ADKDD’17, ADKDD’17*, Halifax, NS, Canada, 2017. Association for Computing Machinery.
- [58] Suhang Wang, Yilin Wang, Jiliang Tang, Kai Shu, Suhas Ranganath, and Huan Liu. What your images reveal: Exploiting visual contents for point-of-interest recommendation. In *Proceedings of the 26th international conference on world wide web*, pages 391–400, 2017.
- [59] Xixi Wang and Ye Wang. Improving content-based and hybrid music recommendation using deep learning. In *Proceedings of the 22nd ACM international conference on Multimedia*, pages 627–636, 2014.
- [60] Jiqing Wen, James She, Xiaopeng Li, and Hui Mao. Visual background recommendation for dance performances using deep matrix factorization. *ACM Transactions on Multimedia Computing, Communications, and Applications (TOMM)*, 14(1):1–19, 2018.
- [61] Xiaofeng Wu, Jia Rao, Wei Chen, Hang Huang, Chris Ding, and Heng Huang. Switchflow: preemptive multitasking for deep learning. In *Proceedings of the 22nd International Middleware Conference*, pages 146–158, 2021.
- [62] C-Q Yang and Barton P Miller. Critical path analysis for the execution of parallel and distributed programs. In *The 8th International Conference on Distributed*, pages 366–367. IEEE Computer Society, 1988.
- [63] Chunxing Yin, Bilge Acun, Carole-Jean Wu, and Xing Liu. Tt-rec: Tensor train compression for deep learning recommendation models. In A. Smola, A. Dimakis, and I. Stoica, editors, *Proceedings of Machine Learning and Systems*, volume 3, pages 448–462, 2021.
- [64] Mark Zhao, Niket Agarwal, Aarti Basant, Bugra Gedik, Satadru Pan, Mustafa Ozdal, Rakesh Komuravelli, Jerry Pan, Tianshu Bao, Haowei Lu, et al. Understanding and co-designing the data ingestion pipeline for industry-scale recsys training. *arXiv preprint arXiv:2108.09373*, 2021.